

## Orbit Communication - Satcom Products

AL-7109-C, 2.8m Antenna, EIRPsd Data Table  
Co-pol Azimuth, -180° to +180° @ 1.0° increment

**6.40 GHz @ -9.84 dBW / 4 kHz in Co-pol Az**

Angle Degrees	EIRPsd dBW/4kHz	Mask dBW/4kHz	Over Mask dB
-179.0	-23.7	-12.7	-11.0
-178.0	-31.2	-12.7	-18.5
-177.0	-30.3	-12.7	-17.6
-176.0	-28.8	-12.7	-16.1
-175.0	-36.6	-12.7	-23.9
-174.0	-36.9	-12.7	-24.2
-173.0	-28.3	-12.7	-15.6
-172.0	-34.7	-12.7	-22.0
-171.0	-35.4	-12.7	-22.7
-170.0	-34.3	-12.7	-21.6
-169.0	-32.0	-12.7	-19.3
-168.0	-41.7	-12.7	-29.0
-167.0	-29.2	-12.7	-16.5
-166.0	-41.8	-12.7	-29.1
-165.0	-41.3	-12.7	-28.6
-164.0	-35.8	-12.7	-23.1
-163.0	-36.2	-12.7	-23.5
-162.0	-43.7	-12.7	-31.0
-161.0	-39.2	-12.7	-26.5
-160.0	-34.8	-12.7	-22.1
-159.0	-38.1	-12.7	-25.4
-158.0	-32.4	-12.7	-19.7
-157.0	-39.0	-12.7	-26.3
-156.0	-40.2	-12.7	-27.5
-155.0	-41.4	-12.7	-28.7
-154.0	-38.1	-12.7	-25.4
-153.0	-35.5	-12.7	-22.8
-152.0	-39.9	-12.7	-27.2
-151.0	-31.8	-12.7	-19.1
-150.0	-42.4	-12.7	-29.7
-149.0	-40.5	-12.7	-27.8
-148.0	-42.6	-12.7	-29.9
-147.0	-39.0	-12.7	-26.3
-146.0	-32.0	-12.7	-19.3
-145.0	-37.0	-12.7	-24.3
-144.0	-36.5	-12.7	-23.8
-143.0	-41.6	-12.7	-28.9
-142.0	-41.6	-12.7	-28.9
-141.0	-38.3	-12.7	-25.6
-140.0	-34.9	-12.7	-22.2
-139.0	-39.7	-12.7	-27.0
-138.0	-49.3	-12.7	-36.6
-137.0	-45.0	-12.7	-32.3
-136.0	-35.6	-12.7	-22.9
-135.0	-36.5	-12.7	-23.8
-134.0	-46.5	-12.7	-33.8
-133.0	-33.5	-12.7	-20.8
-132.0	-41.6	-12.7	-28.9
-131.0	-33.3	-12.7	-20.6
-130.0	-34.1	-12.7	-21.4
-129.0	-36.9	-12.7	-24.2
-128.0	-41.1	-12.7	-28.4
-127.0	-41.8	-12.7	-29.1
-126.0	-43.2	-12.7	-30.5
-125.0	-41.1	-12.7	-28.4
-124.0	-39.0	-12.7	-26.3
-123.0	-44.2	-12.7	-31.5
-122.0	-38.7	-12.7	-26.0
-121.0	-38.9	-12.7	-26.2
-120.0	-39.4	-12.7	-26.7
-119.0	-38.9	-12.7	-26.2
-118.0	-32.7	-12.7	-20.0

**6.40 GHz @ -9.84 dBW / 4 kHz in Co-pol Az**

Angle Degrees	EIRPsd dBW/4kHz	Mask dBW/4kHz	Over Mask dB
0.0	31.2		
1.0	22.4		
2.0	8.6	18.8	-10.2
3.0	5.7	14.4	-8.7
4.0	3.9	11.2	-7.3
5.0	2.3	8.8	-6.5
6.0	-7.7	6.8	-14.6
7.0	1.1	5.3	-4.2
8.0	-11.5	5.3	-16.8
9.0	-7.5	5.3	-12.8
10.0	-10.4	4.3	-14.7
11.0	-9.6	3.3	-12.8
12.0	-1.2	2.3	-3.5
13.0	-12.3	1.5	-13.7
14.0	-17.0	0.6	-17.7
15.0	-9.5	-0.1	-9.4
16.0	-11.4	-0.8	-10.6
17.0	-9.2	-1.5	-7.7
18.0	-7.4	-2.1	-5.3
19.0	-8.0	-2.7	-5.3
20.0	-7.9	-3.2	-4.7
21.0	-4.9	-3.8	-1.1
22.0	-16.2	-4.3	-11.9
23.0	-8.3	-4.7	-3.6
24.0	-8.9	-5.2	-3.7
25.0	-17.5	-5.6	-11.8
26.0	-24.8	-6.1	-18.8
27.0	-11.8	-6.5	-5.3
28.0	-11.2	-6.9	-4.3
29.0	-10.4	-7.3	-3.1
30.0	-14.9	-7.6	-7.3
31.0	-12.4	-8.0	-4.4
32.0	-32.2	-8.3	-23.9
33.0	-24.1	-8.7	-15.4
34.0	-16.6	-9.0	-7.6
35.0	-17.0	-9.3	-7.7
36.0	-19.1	-9.6	-9.5
37.0	-24.3	-9.9	-14.4
38.0	-16.5	-10.2	-6.4
39.0	-13.2	-10.5	-2.7
40.0	-20.9	-10.8	-10.2
41.0	-20.3	-11.0	-9.3
42.0	-20.5	-11.3	-9.2
43.0	-19.9	-11.5	-8.3
44.0	-18.1	-11.8	-6.3
45.0	-21.9	-12.0	-9.9
46.0	-16.3	-12.3	-4.1
47.0	-11.9	-12.5	0.6
48.0	-11.4	-12.7	1.3
49.0	-17.9	-12.7	-5.2
50.0	-25.6	-12.7	-12.9
51.0	-19.2	-12.7	-6.5
52.0	-19.1	-12.7	-6.4
53.0	-27.3	-12.7	-14.6
54.0	-29.4	-12.7	-16.7
55.0	-26.9	-12.7	-14.2
56.0	-22.5	-12.7	-9.8
57.0	-23.7	-12.7	-11.0
58.0	-22.6	-12.7	-9.9
59.0	-19.6	-12.7	-6.9
60.0	-23.1	-12.7	-10.4
61.0	-27.7	-12.7	-15.0

## Orbit Communication - Satcom Products

AL-7109-C, 2.8m Antenna, EIRPsd Data Table  
Co-pol Azimuth, -180° to +180° @ 1.0° increment

-117.0	-29.0	-12.7	-16.3	62.0	-26.9	-12.7	-14.2
-116.0	-31.4	-12.7	-18.7	63.0	-28.8	-12.7	-16.1
-115.0	-28.6	-12.7	-15.9	64.0	-19.5	-12.7	-6.8
-114.0	-26.3	-12.7	-13.6	65.0	-19.6	-12.7	-6.9
-113.0	-24.2	-12.7	-11.5	66.0	-20.9	-12.7	-8.2
-112.0	-22.0	-12.7	-9.3	67.0	-26.7	-12.7	-14.0
-111.0	-19.8	-12.7	-7.1	68.0	-26.8	-12.7	-14.1
-110.0	-19.0	-12.7	-6.3	69.0	-18.2	-12.7	-5.5
-109.0	-17.3	-12.7	-4.6	70.0	-16.3	-12.7	-3.6
-108.0	-16.0	-12.7	-3.3	71.0	-17.6	-12.7	-4.9
-107.0	-14.0	-12.7	-1.3	72.0	-19.9	-12.7	-7.2
-106.0	-13.2	-12.7	-0.5	73.0	-19.2	-12.7	-6.5
-105.0	-12.4	-12.7	0.3	74.0	-19.6	-12.7	-6.9
-104.0	-12.1	-12.7	0.6	75.0	-17.7	-12.7	-5.0
-103.0	-11.6	-12.7	1.1	76.0	-15.8	-12.7	-3.1
-102.0	-11.8	-12.7	0.9	77.0	-18.8	-12.7	-6.1
-101.0	-12.2	-12.7	0.5	78.0	-34.5	-12.7	-21.8
-100.0	-12.8	-12.7	-0.1	79.0	-22.6	-12.7	-9.9
-99.0	-13.3	-12.7	-0.6	80.0	-22.6	-12.7	-9.9
-98.0	-14.1	-12.7	-1.4	81.0	-30.4	-12.7	-17.7
-97.0	-15.4	-12.7	-2.7	82.0	-33.7	-12.7	-21.0
-96.0	-16.8	-12.7	-4.1	83.0	-31.6	-12.7	-18.9
-95.0	-18.6	-12.7	-5.9	84.0	-56.2	-12.7	-43.5
-94.0	-20.7	-12.7	-8.0	85.0	-28.1	-12.7	-15.4
-93.0	-23.2	-12.7	-10.5	86.0	-24.9	-12.7	-12.2
-92.0	-25.2	-12.7	-12.5	87.0	-23.7	-12.7	-11.0
-91.0	-28.9	-12.7	-16.2	88.0	-23.3	-12.7	-10.6
-90.0	-30.9	-12.7	-18.2	89.0	-23.1	-12.7	-10.4
-89.0	-30.6	-12.7	-17.9	90.0	-25.1	-12.7	-12.4
-88.0	-31.6	-12.7	-18.9	91.0	-27.6	-12.7	-14.9
-87.0	-31.4	-12.7	-18.7	92.0	-30.1	-12.7	-17.4
-86.0	-29.5	-12.7	-16.8	93.0	-27.2	-12.7	-14.5
-85.0	-29.1	-12.7	-16.4	94.0	-23.9	-12.7	-11.2
-84.0	-34.1	-12.7	-21.4	95.0	-19.9	-12.7	-7.2
-83.0	-34.2	-12.7	-21.5	96.0	-17.4	-12.7	-4.7
-82.0	-34.2	-12.7	-21.5	97.0	-15.5	-12.7	-2.8
-81.0	-24.6	-12.7	-11.9	98.0	-14.9	-12.7	-2.2
-80.0	-20.2	-12.7	-7.5	99.0	-13.0	-12.7	-0.3
-79.0	-21.4	-12.7	-8.7	100.0	-12.1	-12.7	0.6
-78.0	-24.9	-12.7	-12.2	101.0	-10.9	-12.7	1.8
-77.0	-18.0	-12.7	-5.3	102.0	-10.1	-12.7	2.6
-76.0	-14.7	-12.7	-2.0	103.0	-9.9	-12.7	2.8
-75.0	-16.9	-12.7	-4.2	104.0	-10.0	-12.7	2.7
-74.0	-18.6	-12.7	-5.9	105.0	-10.6	-12.7	2.1
-73.0	-18.7	-12.7	-6.0	106.0	-10.9	-12.7	1.8
-72.0	-21.7	-12.7	-9.0	107.0	-12.0	-12.7	0.7
-71.0	-18.3	-12.7	-5.6	108.0	-13.2	-12.7	-0.5
-70.0	-16.3	-12.7	-3.6	109.0	-14.7	-12.7	-2.0
-69.0	-18.7	-12.7	-6.0	110.0	-15.7	-12.7	-3.0
-68.0	-28.4	-12.7	-15.7	111.0	-17.4	-12.7	-4.7
-67.0	-30.9	-12.7	-18.2	112.0	-18.9	-12.7	-6.2
-66.0	-24.3	-12.7	-11.6	113.0	-21.2	-12.7	-8.5
-65.0	-21.9	-12.7	-9.2	114.0	-21.8	-12.7	-9.1
-64.0	-22.7	-12.7	-10.0	115.0	-25.1	-12.7	-12.4
-63.0	-47.4	-12.7	-34.7	116.0	-25.4	-12.7	-12.7
-62.0	-23.1	-12.7	-10.4	117.0	-29.8	-12.7	-17.1
-61.0	-25.5	-12.7	-12.8	118.0	-28.7	-12.7	-16.0
-60.0	-23.7	-12.7	-11.0	119.0	-32.5	-12.7	-19.8
-59.0	-25.4	-12.7	-12.7	120.0	-30.5	-12.7	-17.8
-58.0	-28.2	-12.7	-15.5	121.0	-34.4	-12.7	-21.7
-57.0	-27.9	-12.7	-15.2	122.0	-30.1	-12.7	-17.4
-56.0	-20.5	-12.7	-7.8	123.0	-36.3	-12.7	-23.6
-55.0	-22.3	-12.7	-9.6	124.0	-30.5	-12.7	-17.8
-54.0	-37.6	-12.7	-24.9	125.0	-36.1	-12.7	-23.4
-53.0	-26.6	-12.7	-13.9	126.0	-31.6	-12.7	-18.9

## Orbit Communication - Satcom Products

AL-7109-C, 2.8m Antenna, EIRPsd Data Table  
Co-pol Azimuth, -180° to +180° @ 1.0° increment

-52.0	-19.2	-12.7	-6.5
-51.0	-18.6	-12.7	-5.9
-50.0	-34.2	-12.7	-21.5
-49.0	-18.8	-12.7	-6.1
-48.0	-14.6	-12.7	-1.9
-47.0	-14.7	-12.5	-2.2
-46.0	-14.5	-12.3	-2.3
-45.0	-17.6	-12.0	-5.5
-44.0	-21.6	-11.8	-9.8
-43.0	-17.2	-11.5	-5.7
-42.0	-15.4	-11.3	-4.2
-41.0	-21.2	-11.0	-10.2
-40.0	-23.9	-10.8	-13.1
-39.0	-13.9	-10.5	-3.4
-38.0	-15.4	-10.2	-5.2
-37.0	-19.6	-9.9	-9.7
-36.0	-19.3	-9.6	-9.7
-35.0	-19.7	-9.3	-10.4
-34.0	-15.2	-9.0	-6.2
-33.0	-28.7	-8.7	-20.0
-32.0	-22.3	-8.3	-13.9
-31.0	-14.4	-8.0	-6.4
-30.0	-13.6	-7.6	-6.0
-29.0	-12.6	-7.3	-5.3
-28.0	-10.8	-6.9	-3.9
-27.0	-9.6	-6.5	-3.1
-26.0	-23.0	-6.1	-16.9
-25.0	-14.9	-5.6	-9.2
-24.0	-8.4	-5.2	-3.2
-23.0	-6.0	-4.7	-1.2
-22.0	-12.8	-4.3	-8.5
-21.0	-4.2	-3.8	-0.5
-20.0	-6.3	-3.2	-3.1
-19.0	-8.5	-2.7	-5.8
-18.0	-6.4	-2.1	-4.4
-17.0	-8.0	-1.5	-6.5
-16.0	-8.9	-0.8	-8.1
-15.0	-4.8	-0.1	-4.7
-14.0	-19.3	0.6	-20.0
-13.0	-9.3	1.5	-10.8
-12.0	-1.5	2.3	-3.8
-11.0	-6.9	3.3	-10.2
-10.0	-6.9	4.3	-11.2
-9.0	-8.6	5.3	-13.9
-8.0	-11.9	5.3	-17.2
-7.0	1.8	5.3	-3.5
-6.0	-6.9	6.8	-13.7
-5.0	0.6	8.8	-8.2
-4.0	5.3	11.2	-6.0
-3.0	6.6	14.4	-7.8
-2.0	9.2	18.8	-9.5
-1.0	23.0		
0.0	31.2		

127.0	-40.5	-12.7	-27.8
128.0	-37.8	-12.7	-25.1
129.0	-45.8	-12.7	-33.1
130.0	-36.3	-12.7	-23.6
131.0	-41.6	-12.7	-28.9
132.0	-37.4	-12.7	-24.7
133.0	-44.6	-12.7	-31.9
134.0	-32.8	-12.7	-20.1
135.0	-35.0	-12.7	-22.3
136.0	-32.3	-12.7	-19.6
137.0	-33.9	-12.7	-21.2
138.0	-36.8	-12.7	-24.1
139.0	-38.7	-12.7	-26.0
140.0	-32.9	-12.7	-20.2
141.0	-31.4	-12.7	-18.7
142.0	-39.2	-12.7	-26.5
143.0	-33.5	-12.7	-20.8
144.0	-34.8	-12.7	-22.1
145.0	-30.8	-12.7	-18.1
146.0	-49.5	-12.7	-36.8
147.0	-44.3	-12.7	-31.6
148.0	-34.8	-12.7	-22.1
149.0	-38.4	-12.7	-25.7
150.0	-37.6	-12.7	-24.9
151.0	-38.6	-12.7	-25.9
152.0	-29.1	-12.7	-16.4
153.0	-30.7	-12.7	-18.0
154.0	-23.8	-12.7	-11.1
155.0	-25.7	-12.7	-13.0
156.0	-27.0	-12.7	-14.3
157.0	-32.4	-12.7	-19.7
158.0	-31.6	-12.7	-18.9
159.0	-26.6	-12.7	-13.9
160.0	-29.9	-12.7	-17.2
161.0	-28.0	-12.7	-15.3
162.0	-30.2	-12.7	-17.5
163.0	-32.0	-12.7	-19.3
164.0	-28.1	-12.7	-15.4
165.0	-29.9	-12.7	-17.2
166.0	-28.0	-12.7	-15.3
167.0	-37.8	-12.7	-25.1
168.0	-34.5	-12.7	-21.8
169.0	-27.9	-12.7	-15.2
170.0	-30.2	-12.7	-17.5
171.0	-26.5	-12.7	-13.8
172.0	-28.1	-12.7	-15.4
173.0	-23.4	-12.7	-10.7
174.0	-32.2	-12.7	-19.5
175.0	-25.3	-12.7	-12.6
176.0	-31.3	-12.7	-18.6
177.0	-30.9	-12.7	-18.2
178.0	-23.2	-12.7	-10.5
179.0	-22.0	-12.7	-9.3

## Orbit Communication - Satcom Products

AL-7109-C, 2.8m Antenna, EIRPsd Data Table  
Co-pol Azimuth, -10° to +10° @ 0.1° increment

**6.40 GHz @ -9.84 dBW / 4 kHz in Co-pol Az**

Angle Degrees	EIRPsd dBW/4kHz	Mask dBW/4kHz	Over Mask dB
-10.0	-6.9	4.3	-11.2
-9.9	-5.8	4.4	-10.2
-9.8	-4.8	4.5	-9.3
-9.7	-4.1	4.6	-8.7
-9.6	-3.7	4.7	-8.5
-9.5	-3.7	4.9	-8.6
-9.4	-4.1	5.0	-9.1
-9.3	-4.6	5.1	-9.7
-9.2	-5.4	5.2	-10.6
-9.1	-6.8	5.3	-12.1
-9.0	-8.6	5.3	-13.9
-8.9	-10.8	5.3	-16.1
-8.8	-13.4	5.3	-18.7
-8.7	-15.7	5.3	-21.0
-8.6	-15.5	5.3	-20.8
-8.5	-14.6	5.3	-19.9
-8.4	-14.0	5.3	-19.3
-8.3	-13.8	5.3	-19.1
-8.2	-14.1	5.3	-19.4
-8.1	-13.7	5.3	-19.0
-8.0	-11.9	5.3	-17.2
-7.9	-9.5	5.3	-14.8
-7.8	-6.8	5.3	-12.1
-7.7	-4.5	5.3	-9.8
-7.6	-2.8	5.3	-8.1
-7.5	-1.3	5.3	-6.6
-7.4	-0.1	5.3	-5.4
-7.3	0.8	5.3	-4.5
-7.2	1.4	5.3	-3.9
-7.1	1.7	5.3	-3.6
-7.0	1.8	5.3	-3.5
-6.9	1.7	5.3	-3.6
-6.8	1.3	5.5	-4.2
-6.7	0.7	5.6	-5.0
-6.6	-0.2	5.8	-6.0
-6.5	-1.2	6.0	-7.2
-6.4	-2.4	6.1	-8.5
-6.3	-3.6	6.3	-9.9
-6.2	-4.8	6.5	-11.3
-6.1	-6.0	6.7	-12.6
-6.0	-6.9	6.8	-13.7
-5.9	-7.6	7.0	-14.6
-5.8	-8.0	7.2	-15.2
-5.7	-7.9	7.4	-15.3
-5.6	-7.1	7.6	-14.7
-5.5	-5.9	7.8	-13.7
-5.4	-4.3	8.0	-12.3
-5.3	-2.7	8.2	-10.9
-5.2	-1.3	8.4	-9.7
-5.1	-0.2	8.6	-8.8
-5.0	0.6	8.8	-8.2
-4.9	1.3	9.0	-7.8
-4.8	1.7	9.3	-7.6
-4.7	1.9	9.5	-7.6
-4.6	2.0	9.7	-7.7
-4.5	2.2	10.0	-7.8
-4.4	2.5	10.2	-7.7
-4.3	3.0	10.5	-7.5
-4.2	3.7	10.7	-7.0
-4.1	4.5	11.0	-6.5
-4.0	5.3	11.2	-6.0
-3.9	5.9	11.5	-5.6

**6.40 GHz @ -9.84 dBW / 4 kHz in Co-pol Az**

Angle Degrees	EIRPsd dBW/4kHz	Mask dBW/4kHz	Over Mask dB
0.0	31.2		
0.1	31.1		
0.2	30.8		
0.3	30.4		
0.4	29.8		
0.5	29.1		
0.6	28.2		
0.7	27.1		
0.8	25.8		
0.9	24.3		
1.0	22.4		
1.1	20.1		
1.2	17.5		
1.3	14.3		
1.4	10.3		
1.5	6.1	21.9	-15.8
1.6	4.7	21.2	-16.5
1.7	6.0	20.5	-14.5
1.8	7.5	19.9	-12.4
1.9	8.3	19.3	-11.1
2.0	8.6	18.8	-10.2
2.1	8.6	18.2	-9.7
2.2	8.4	17.7	-9.4
2.3	8.2	17.3	-9.1
2.4	8.0	16.8	-8.8
2.5	7.9	16.4	-8.5
2.6	7.7	15.9	-8.2
2.7	7.4	15.5	-8.1
2.8	6.9	15.1	-8.2
2.9	6.4	14.7	-8.4
3.0	5.7	14.4	-8.7
3.1	5.2	14.0	-8.8
3.2	4.9	13.7	-8.8
3.3	4.8	13.3	-8.5
3.4	4.9	13.0	-8.1
3.5	5.1	12.7	-7.6
3.6	5.1	12.4	-7.3
3.7	5.0	12.1	-7.1
3.8	4.7	11.8	-7.1
3.9	4.4	11.5	-7.2
4.0	3.9	11.2	-7.3
4.1	3.5	11.0	-7.5
4.2	3.3	10.7	-7.4
4.3	3.3	10.5	-7.1
4.4	3.6	10.2	-6.6
4.5	3.8	10.0	-6.2
4.6	3.9	9.7	-5.9
4.7	3.8	9.5	-5.7
4.8	3.6	9.3	-5.7
4.9	3.1	9.0	-6.0
5.0	2.3	8.8	-6.5
5.1	1.3	8.6	-7.3
5.2	0.1	8.4	-8.3
5.3	-1.5	8.2	-9.7
5.4	-3.3	8.0	-11.3
5.5	-5.4	7.8	-13.2
5.6	-7.1	7.6	-14.7
5.7	-8.6	7.4	-16.0
5.8	-9.0	7.2	-16.2
5.9	-8.7	7.0	-15.7
6.0	-7.7	6.8	-14.6
6.1	-6.4	6.7	-13.1

## Orbit Communication - Satcom Products

AL-7109-C, 2.8m Antenna, EIRPsd Data Table  
Co-pol Azimuth, -10° to +10° @ 0.1° increment

-3.8	6.4	11.8	-5.4
-3.7	6.7	12.1	-5.4
-3.6	6.9	12.4	-5.5
-3.5	6.8	12.7	-5.9
-3.4	6.7	13.0	-6.3
-3.3	6.5	13.3	-6.9
-3.2	6.3	13.7	-7.3
-3.1	6.3	14.0	-7.7
-3.0	6.6	14.4	-7.8
-2.9	7.0	14.7	-7.8
-2.8	7.4	15.1	-7.7
-2.7	7.9	15.5	-7.6
-2.6	8.3	15.9	-7.6
-2.5	8.7	16.4	-7.7
-2.4	9.0	16.8	-7.8
-2.3	9.3	17.3	-8.0
-2.2	9.5	17.7	-8.3
-2.1	9.5	18.2	-8.7
-2.0	9.2	18.8	-9.5
-1.9	8.5	19.3	-10.8
-1.8	7.3	19.9	-12.6
-1.7	5.2	20.5	-15.4
-1.6	3.5	21.2	-17.7
-1.5	6.6	21.9	-15.3
-1.4	10.7		
-1.3	15.2		
-1.2	18.4		
-1.1	20.6		
-1.0	23.0		
-0.9	24.9		
-0.8	26.2		
-0.7	27.4		
-0.6	28.5		
-0.5	29.4		
-0.4	30.0		
-0.3	30.6		
-0.2	30.9		
-0.1	31.1		
0.0	31.2		

6.2	-5.0	6.5	-11.5
6.3	-3.4	6.3	-9.7
6.4	-2.1	6.1	-8.3
6.5	-1.0	6.0	-7.0
6.6	-0.1	5.8	-5.9
6.7	0.6	5.6	-5.1
6.8	1.0	5.5	-4.5
6.9	1.2	5.3	-4.2
7.0	1.1	5.3	-4.2
7.1	0.9	5.3	-4.4
7.2	0.4	5.3	-4.9
7.3	-0.2	5.3	-5.5
7.4	-1.2	5.3	-6.5
7.5	-2.3	5.3	-7.6
7.6	-3.6	5.3	-8.9
7.7	-5.2	5.3	-10.5
7.8	-7.1	5.3	-12.4
7.9	-9.2	5.3	-14.5
8.0	-11.5	5.3	-16.8
8.1	-13.6	5.3	-18.9
8.2	-15.1	5.3	-20.4
8.3	-15.1	5.3	-20.4
8.4	-14.5	5.3	-19.8
8.5	-13.5	5.3	-18.8
8.6	-12.3	5.3	-17.6
8.7	-11.1	5.3	-16.4
8.8	-9.9	5.3	-15.2
8.9	-8.7	5.3	-14.0
9.0	-7.5	5.3	-12.8
9.1	-6.4	5.3	-11.7
9.2	-5.7	5.2	-10.9
9.3	-5.1	5.1	-10.2
9.4	-4.9	5.0	-9.8
9.5	-4.8	4.9	-9.7
9.6	-5.3	4.7	-10.1
9.7	-6.0	4.6	-10.7
9.8	-7.2	4.5	-11.7
9.9	-8.7	4.4	-13.1
10.0	-10.4	4.3	-14.7

## Orbit Communication - Satcom Products

AL-7109-C, 2.8m Antenna, EIRPsd Data Table  
Co-pol Elevation, -30° to +30° @ 0.5° increment

**6.40 GHz @ -9.84 dBW / 4 kHz in Co-pol EI**

Angle	EIRPsd	Mask	Over Mask
Degrees	dBW/4kHz	dBW/4kHz	dB
-30.0	-14.9	-7.6	-7.3
-29.5	-13.2	-7.4	-5.8
-29.0	-10.4	-7.3	-3.1
-28.5	-10.4	-7.1	-3.3
-28.0	-11.2	-6.9	-4.3
-27.5	-10.7	-6.7	-4.0
-27.0	-11.8	-6.5	-5.3
-26.5	-17.3	-6.3	-11.0
-26.0	-24.8	-6.1	-18.8
-25.5	-19.1	-5.9	-13.2
-25.0	-17.5	-5.6	-11.8
-24.5	-12.6	-5.4	-7.2
-24.0	-8.9	-5.2	-3.7
-23.5	-7.6	-5.0	-2.6
-23.0	-8.3	-4.7	-3.6
-22.5	-12.4	-4.5	-7.9
-22.0	-16.2	-4.3	-11.9
-21.5	-8.1	-4.0	-4.1
-21.0	-4.9	-3.8	-1.1
-20.5	-5.3	-3.5	-1.8
-20.0	-7.9	-3.2	-4.7
-19.5	-8.7	-3.0	-5.7
-19.0	-8.0	-2.7	-5.3
-18.5	-7.5	-2.4	-5.2
-18.0	-7.4	-2.1	-5.3
-17.5	-7.7	-1.8	-5.9
-17.0	-9.2	-1.5	-7.7
-16.5	-11.5	-1.1	-10.3
-16.0	-11.4	-0.8	-10.6
-15.5	-9.4	-0.5	-9.0
-15.0	-9.5	-0.1	-9.4
-14.5	-17.4	0.3	-17.6
-14.0	-17.0	0.6	-17.7
-13.5	-14.4	1.0	-15.4
-13.0	-12.3	1.5	-13.7
-12.5	-4.4	1.9	-6.3
-12.0	-1.2	2.3	-3.5
-11.5	-2.4	2.8	-5.2
-11.0	-9.6	3.3	-12.8
-10.5	-16.0	3.8	-19.8
-10.0	-10.4	4.3	-14.7
-9.5	-4.8	4.9	-9.7
-9.0	-7.5	5.4	-13.0
-8.5	-13.5	6.1	-19.5
-8.0	-11.5	6.7	-18.2
-7.5	-2.3	7.4	-9.7
-7.0	1.1	8.2	-7.0
-6.5	-1.0	9.0	-10.0
-6.0	-7.7	9.8	-17.6
-5.5	-5.4	10.8	-16.2
-5.0	2.3	11.8	-9.5
-4.5	3.8	13.0	-9.2
-4.0	3.9	14.2	-10.3
-3.5	5.1	15.7	-10.6
-3.0	5.7	17.4	-11.7
-2.5	7.9		
-2.0	8.6		
-1.5	6.1		
-1.0	22.4		
-0.5	29.1		
0.0	31.2		

**6.40 GHz @ -9.84 dBW / 4 kHz in Co-pol EI**

Angle	EIRPsd	Mask	Over Mask
Degrees	dBW/4kHz	dBW/4kHz	dB
0.0	31.2		
0.5	29.4		
1.0	23.0		
1.5	6.6		
2.0	9.2		
2.5	8.7		
3.0	6.6	17.4	-10.8
3.5	6.8	15.7	-8.9
4.0	5.3	14.2	-9.0
4.5	2.2	13.0	-10.8
5.0	0.6	11.8	-11.2
5.5	-5.9	10.8	-16.7
6.0	-6.9	9.8	-16.7
6.5	-1.2	9.0	-10.2
7.0	1.8	8.2	-6.3
7.5	-1.3	7.4	-8.7
8.0	-11.9	6.7	-18.6
8.5	-14.6	6.1	-20.6
9.0	-8.6	5.4	-14.0
9.5	-3.7	4.9	-8.6
10.0	-6.9	4.3	-11.2
10.5	-11.2	3.8	-14.9
11.0	-6.9	3.3	-10.2
11.5	-2.1	2.8	-4.9
12.0	-1.5	2.3	-3.8
12.5	-3.8	1.9	-5.7
13.0	-9.3	1.5	-10.8
13.5	-14.3	1.0	-15.3
14.0	-19.3	0.6	-20.0
14.5	-8.2	0.3	-8.5
15.0	-4.8	-0.1	-4.7
15.5	-6.2	-0.5	-5.7
16.0	-8.9	-0.8	-8.1
16.5	-10.1	-1.1	-8.9
17.0	-8.0	-1.5	-6.5
17.5	-6.4	-1.8	-4.6
18.0	-6.4	-2.1	-4.4
18.5	-7.4	-2.4	-5.1
19.0	-8.5	-2.7	-5.8
19.5	-8.5	-3.0	-5.5
20.0	-6.3	-3.2	-3.1
20.5	-4.1	-3.5	-0.6
21.0	-4.2	-3.8	-0.5
21.5	-7.5	-4.0	-3.5
22.0	-12.8	-4.3	-8.5
22.5	-9.1	-4.5	-4.6
23.0	-6.0	-4.7	-1.2
23.5	-6.0	-5.0	-1.0
24.0	-8.4	-5.2	-3.2
24.5	-13.4	-5.4	-7.9
25.0	-14.9	-5.6	-9.2
25.5	-15.1	-5.9	-9.3
26.0	-23.0	-6.1	-16.9
26.5	-13.9	-6.3	-7.6
27.0	-9.6	-6.5	-3.1
27.5	-9.1	-6.7	-2.5
28.0	-10.8	-6.9	-3.9
28.5	-11.3	-7.1	-4.3
29.0	-12.6	-7.3	-5.3
29.5	-16.1	-7.4	-8.7
30.0	-13.6	-7.6	-6.0

## Orbit Communication - Satcom Products

AL-7109-C, 2.8m Antenna, EIRPsd Data Table  
Co-pol Elevation, -10° to +10° @ 0.1° increment

**6.40 GHz @ -9.84 dBW / 4 kHz in Co-pol EI**

Angle Degrees	EIRPsd dBW/4kHz	Mask dBW/4kHz	Over Mask dB
-10.0	-10.4	4.3	-14.7
-9.9	-8.7	4.4	-13.1
-9.8	-7.2	4.5	-11.7
-9.7	-6.0	4.6	-10.7
-9.6	-5.3	4.7	-10.1
-9.5	-4.8	4.9	-9.7
-9.4	-4.9	5.0	-9.8
-9.3	-5.1	5.1	-10.2
-9.2	-5.7	5.2	-10.9
-9.1	-6.4	5.3	-11.7
-9.0	-7.5	5.4	-13.0
-8.9	-8.7	5.6	-14.3
-8.8	-9.9	5.7	-15.5
-8.7	-11.1	5.8	-16.9
-8.6	-12.3	5.9	-18.2
-8.5	-13.5	6.1	-19.5
-8.4	-14.5	6.2	-20.7
-8.3	-15.1	6.3	-21.4
-8.2	-15.1	6.5	-21.5
-8.1	-13.6	6.6	-20.2
-8.0	-11.5	6.7	-18.2
-7.9	-9.2	6.9	-16.1
-7.8	-7.1	7.0	-14.1
-7.7	-5.2	7.1	-12.3
-7.6	-3.6	7.3	-10.9
-7.5	-2.3	7.4	-9.7
-7.4	-1.2	7.6	-8.8
-7.3	-0.2	7.7	-7.9
-7.2	0.4	7.9	-7.4
-7.1	0.9	8.0	-7.1
-7.0	1.1	8.2	-7.0
-6.9	1.2	8.3	-7.2
-6.8	1.0	8.5	-7.5
-6.7	0.6	8.6	-8.1
-6.6	-0.1	8.8	-8.9
-6.5	-1.0	9.0	-10.0
-6.4	-2.1	9.1	-11.3
-6.3	-3.4	9.3	-12.7
-6.2	-5.0	9.5	-14.5
-6.1	-6.4	9.7	-16.1
-6.0	-7.7	9.8	-17.6
-5.9	-8.7	10.0	-18.7
-5.8	-9.0	10.2	-19.2
-5.7	-8.6	10.4	-19.0
-5.6	-7.1	10.6	-17.7
-5.5	-5.4	10.8	-16.2
-5.4	-3.3	11.0	-14.3
-5.3	-1.5	11.2	-12.7
-5.2	0.1	11.4	-11.3
-5.1	1.3	11.6	-10.3
-5.0	2.3	11.8	-9.5
-4.9	3.1	12.0	-9.0
-4.8	3.6	12.3	-8.7
-4.7	3.8	12.5	-8.7
-4.6	3.9	12.7	-8.9
-4.5	3.8	13.0	-9.2
-4.4	3.6	13.2	-9.6
-4.3	3.3	13.5	-10.1
-4.2	3.3	13.7	-10.4
-4.1	3.5	14.0	-10.5
-4.0	3.9	14.2	-10.3
-3.9	4.4	14.5	-10.2

**6.40 GHz @ -9.84 dBW / 4 kHz in Co-pol EI**

Angle Degrees	EIRPsd dBW/4kHz	Mask dBW/4kHz	Over Mask dB
0.0	31.2		
0.1	31.1		
0.2	30.9		
0.3	30.6		
0.4	30.0		
0.5	29.4		
0.6	28.5		
0.7	27.4		
0.8	26.2		
0.9	24.9		
1.0	23.0		
1.1	20.6		
1.2	18.4		
1.3	15.2		
1.4	10.7		
1.5	6.6		
1.6	3.5		
1.7	5.2		
1.8	7.3		
1.9	8.5		
2.0	9.2		
2.1	9.5		
2.2	9.5		
2.3	9.3		
2.4	9.0		
2.5	8.7		
2.6	8.3		
2.7	7.9		
2.8	7.4		
2.9	7.0		
3.0	6.6	17.4	-10.8
3.1	6.3	17.0	-10.7
3.2	6.3	16.7	-10.3
3.3	6.5	16.3	-9.9
3.4	6.7	16.0	-9.3
3.5	6.8	15.7	-8.9
3.6	6.9	15.4	-8.5
3.7	6.7	15.1	-8.4
3.8	6.4	14.8	-8.4
3.9	5.9	14.5	-8.6
4.0	5.3	14.2	-9.0
4.1	4.5	14.0	-9.5
4.2	3.7	13.7	-10.0
4.3	3.0	13.5	-10.5
4.4	2.5	13.2	-10.7
4.5	2.2	13.0	-10.8
4.6	2.0	12.7	-10.7
4.7	1.9	12.5	-10.6
4.8	1.7	12.3	-10.6
4.9	1.3	12.0	-10.8
5.0	0.6	11.8	-11.2
5.1	-0.2	11.6	-11.8
5.2	-1.3	11.4	-12.7
5.3	-2.7	11.2	-13.9
5.4	-4.3	11.0	-15.3
5.5	-5.9	10.8	-16.7
5.6	-7.1	10.6	-17.7
5.7	-7.9	10.4	-18.3
5.8	-8.0	10.2	-18.2
5.9	-7.6	10.0	-17.6
6.0	-6.9	9.8	-16.7
6.1	-6.0	9.7	-15.6

## Orbit Communication - Satcom Products

AL-7109-C, 2.8m Antenna, EIRPsd Data Table  
Co-pol Elevation, -10° to +10° @ 0.1° increment

-3.8	4.7	14.8	-10.1
-3.7	5.0	15.1	-10.1
-3.6	5.1	15.4	-10.3
-3.5	5.1	15.7	-10.6
-3.4	4.9	16.0	-11.1
-3.3	4.8	16.3	-11.5
-3.2	4.9	16.7	-11.8
-3.1	5.2	17.0	-11.8
-3.0	5.7	17.4	-11.7
-2.9	6.4		
-2.8	6.9		
-2.7	7.4		
-2.6	7.7		
-2.5	7.9		
-2.4	8.0		
-2.3	8.2		
-2.2	8.4		
-2.1	8.6		
-2.0	8.6		
-1.9	8.3		
-1.8	7.5		
-1.7	6.0		
-1.6	4.7		
-1.5	6.1		
-1.4	10.3		
-1.3	14.3		
-1.2	17.5		
-1.1	20.1		
-1.0	22.4		
-0.9	24.3		
-0.8	25.8		
-0.7	27.1		
-0.6	28.2		
-0.5	29.1		
-0.4	29.8		
-0.3	30.4		
-0.2	30.8		
-0.1	31.1		
0.0	31.2		

6.2	-4.8	9.5	-14.3
6.3	-3.6	9.3	-12.9
6.4	-2.4	9.1	-11.5
6.5	-1.2	9.0	-10.2
6.6	-0.2	8.8	-9.0
6.7	0.7	8.6	-8.0
6.8	1.3	8.5	-7.2
6.9	1.7	8.3	-6.6
7.0	1.8	8.2	-6.3
7.1	1.7	8.0	-6.3
7.2	1.4	7.9	-6.5
7.3	0.8	7.7	-6.9
7.4	-0.1	7.6	-7.7
7.5	-1.3	7.4	-8.7
7.6	-2.8	7.3	-10.1
7.7	-4.5	7.1	-11.7
7.8	-6.8	7.0	-13.8
7.9	-9.5	6.9	-16.3
8.0	-11.9	6.7	-18.6
8.1	-13.7	6.6	-20.3
8.2	-14.1	6.5	-20.5
8.3	-13.8	6.3	-20.1
8.4	-14.0	6.2	-20.1
8.5	-14.6	6.1	-20.6
8.6	-15.5	5.9	-21.5
8.7	-15.7	5.8	-21.5
8.8	-13.4	5.7	-19.1
8.9	-10.8	5.6	-16.3
9.0	-8.6	5.4	-14.0
9.1	-6.8	5.3	-12.2
9.2	-5.4	5.2	-10.6
9.3	-4.6	5.1	-9.7
9.4	-4.1	5.0	-9.1
9.5	-3.7	4.9	-8.6
9.6	-3.7	4.7	-8.5
9.7	-4.1	4.6	-8.7
9.8	-4.8	4.5	-9.3
9.9	-5.8	4.4	-10.2
10.0	-6.9	4.3	-11.2



## Orbit Communication - Satcom Products

AL-7109-C, 2.8m Antenna, EIRPsd Data Table  
X-pol Azimuth, -10° to +10° @ 0.1° increment

**6.40 GHz @ -9.84 dBW / 4 kHz in X-pol Az**

Angle Degrees	EIRPsd dBW/4kHz	Mask dBW/4kHz	Over Mask dB
-10.0	-23.8	-4.7	-19.1
-9.9	-21.6	-4.7	-16.9
-9.8	-19.9	-4.7	-15.2
-9.7	-18.9	-4.7	-14.2
-9.6	-18.1	-4.7	-13.4
-9.5	-17.5	-4.7	-12.8
-9.4	-17.0	-4.7	-12.3
-9.3	-17.0	-4.7	-12.3
-9.2	-17.5	-4.7	-12.8
-9.1	-18.2	-4.7	-13.5
-9.0	-19.0	-4.7	-14.3
-8.9	-20.2	-4.7	-15.5
-8.8	-21.5	-4.7	-16.8
-8.7	-22.3	-4.7	-17.6
-8.6	-22.2	-4.7	-17.5
-8.5	-21.2	-4.7	-16.5
-8.4	-19.9	-4.7	-15.2
-8.3	-18.6	-4.7	-13.9
-8.2	-17.8	-4.7	-13.1
-8.1	-17.1	-4.7	-12.4
-8.0	-16.8	-4.7	-12.1
-7.9	-16.5	-4.7	-11.8
-7.8	-16.5	-4.7	-11.8
-7.7	-16.5	-4.7	-11.8
-7.6	-16.6	-4.7	-11.9
-7.5	-16.5	-4.7	-11.8
-7.4	-16.2	-4.7	-11.5
-7.3	-16.0	-4.7	-11.3
-7.2	-15.9	-4.7	-11.2
-7.1	-15.8	-4.7	-11.1
-7.0	-16.1	-4.7	-11.4
-6.9	-16.7	-4.7	-12.1
-6.8	-17.9	-4.5	-13.4
-6.7	-19.7	-4.4	-15.3
-6.6	-22.5	-4.2	-18.3
-6.5	-26.5	-4.0	-22.5
-6.4	-30.7	-3.9	-26.8
-6.3	-28.4	-3.7	-24.7
-6.2	-24.8	-3.5	-21.3
-6.1	-21.9	-3.3	-18.6
-6.0	-20.0	-3.2	-16.9
-5.9	-18.9	-3.0	-15.9
-5.8	-18.3	-2.8	-15.5
-5.7	-18.3	-2.6	-15.7
-5.6	-18.9	-2.4	-16.5
-5.5	-20.0	-2.2	-17.8
-5.4	-22.2	-2.0	-20.1
-5.3	-25.1	-1.8	-23.3
-5.2	-29.4	-1.6	-27.8
-5.1	-34.3	-1.4	-32.9
-5.0	-33.3	-1.2	-32.1
-4.9	-29.4	-1.0	-28.4
-4.8	-28.0	-0.7	-27.2
-4.7	-27.7	-0.5	-27.2
-4.6	-29.3	-0.3	-29.0
-4.5	-32.7	0.0	-32.7
-4.4	-37.9	0.2	-38.1
-4.3	-31.6	0.5	-32.1
-4.2	-25.8	0.7	-26.5
-4.1	-21.8	1.0	-22.8
-4.0	-19.0	1.2	-20.3
-3.9	-17.3	1.5	-18.8

**6.40 GHz @ -9.84 dBW / 4 kHz in X-pol Az**

Angle Degrees	EIRPsd dBW/4kHz	Mask dBW/4kHz	Over Mask dB
0.0	-5.0		
0.1	-5.6		
0.2	-6.4		
0.3	-7.8		
0.4	-9.6		
0.5	-12.0		
0.6	-15.2		
0.7	-18.1		
0.8	-19.3		
0.9	-18.3		
1.0	-17.5		
1.1	-14.8		
1.2	-12.7		
1.3	-11.6		
1.4	-10.9		
1.5	-10.4		
1.6	-10.3		
1.7	-10.3		
1.8	-10.6	9.9	-20.5
1.9	-10.9	9.3	-20.2
2.0	-11.2	8.8	-20.0
2.1	-11.8	8.2	-20.0
2.2	-12.2	7.7	-19.9
2.3	-12.4	7.3	-19.6
2.4	-12.9	6.8	-19.7
2.5	-13.2	6.4	-19.6
2.6	-14.4	5.9	-20.3
2.7	-15.6	5.5	-21.1
2.8	-17.2	5.1	-22.3
2.9	-18.7	4.7	-23.5
3.0	-20.7	4.4	-25.1
3.1	-23.7	4.0	-27.7
3.2	-26.1	3.7	-29.7
3.3	-28.1	3.3	-31.4
3.4	-27.6	3.0	-30.6
3.5	-25.7	2.7	-28.3
3.6	-23.9	2.4	-26.3
3.7	-22.3	2.1	-24.4
3.8	-21.0	1.8	-22.8
3.9	-21.0	1.5	-22.5
4.0	-20.6	1.2	-21.8
4.1	-20.8	1.0	-21.8
4.2	-20.9	0.7	-21.6
4.3	-21.1	0.5	-21.6
4.4	-21.2	0.2	-21.4
4.5	-20.9	0.0	-20.8
4.6	-20.2	-0.3	-20.0
4.7	-18.9	-0.5	-18.4
4.8	-17.6	-0.7	-16.9
4.9	-16.9	-1.0	-16.0
5.0	-16.6	-1.2	-15.4
5.1	-16.0	-1.4	-14.6
5.2	-16.0	-1.6	-14.4
5.3	-16.0	-1.8	-14.2
5.4	-16.6	-2.0	-14.6
5.5	-17.3	-2.2	-15.1
5.6	-18.8	-2.4	-16.4
5.7	-20.3	-2.6	-17.7
5.8	-21.5	-2.8	-18.7
5.9	-22.7	-3.0	-19.7
6.0	-22.5	-3.2	-19.3
6.1	-20.8	-3.3	-17.5

## Orbit Communication - Satcom Products

AL-7109-C, 2.8m Antenna, EIRPsd Data Table

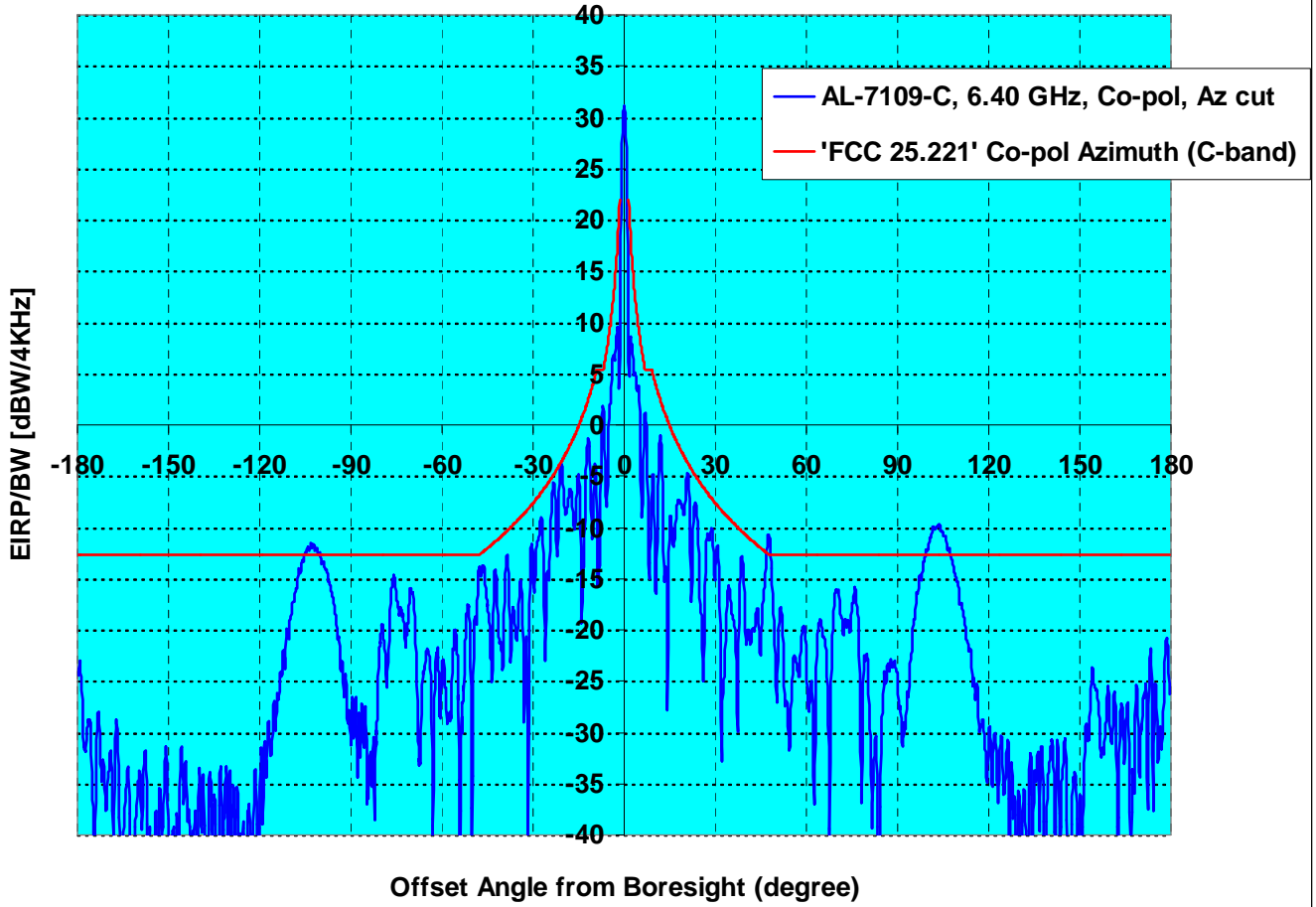
X-pol Azimuth, -10° to +10° @ 0.1° increment

-3.8	-16.1	1.8	-17.9
-3.7	-15.3	2.1	-17.4
-3.6	-14.9	2.4	-17.3
-3.5	-14.8	2.7	-17.5
-3.4	-15.0	3.0	-18.0
-3.3	-15.5	3.3	-18.8
-3.2	-16.2	3.7	-19.9
-3.1	-17.2	4.0	-21.2
-3.0	-18.2	4.4	-22.6
-2.9	-18.7	4.7	-23.5
-2.8	-18.5	5.1	-23.6
-2.7	-17.9	5.5	-23.4
-2.6	-17.2	5.9	-23.1
-2.5	-16.0	6.4	-22.3
-2.4	-15.0	6.8	-21.8
-2.3	-13.9	7.3	-21.2
-2.2	-13.3	7.7	-21.0
-2.1	-12.3	8.2	-20.6
-2.0	-11.4	8.8	-20.1
-1.9	-10.5	9.3	-19.8
-1.8	-9.6	9.9	-19.5
-1.7	-8.7		
-1.6	-7.7		
-1.5	-6.8		
-1.4	-6.2		
-1.3	-5.7		
-1.2	-5.3		
-1.1	-4.9		
-1.0	-5.2		
-0.9	-5.6		
-0.8	-5.9		
-0.7	-5.4		
-0.6	-5.0		
-0.5	-4.7		
-0.4	-4.9		
-0.3	-4.7		
-0.2	-4.2		
-0.1	-4.4		
0.0	-5.0		

6.2	-19.5	-3.5	-16.0
6.3	-18.4	-3.7	-14.7
6.4	-17.8	-3.9	-14.0
6.5	-18.0	-4.0	-14.0
6.6	-18.3	-4.2	-14.1
6.7	-19.3	-4.4	-15.0
6.8	-20.8	-4.5	-16.3
6.9	-21.7	-4.7	-17.0
7.0	-23.5	-4.7	-18.8
7.1	-24.0	-4.7	-19.3
7.2	-24.6	-4.7	-19.9
7.3	-24.5	-4.7	-19.8
7.4	-24.0	-4.7	-19.3
7.5	-24.1	-4.7	-19.4
7.6	-24.0	-4.7	-19.3
7.7	-24.1	-4.7	-19.4
7.8	-24.2	-4.7	-19.5
7.9	-23.6	-4.7	-18.9
8.0	-22.4	-4.7	-17.7
8.1	-21.3	-4.7	-16.6
8.2	-20.1	-4.7	-15.4
8.3	-19.2	-4.7	-14.5
8.4	-18.8	-4.7	-14.1
8.5	-18.9	-4.7	-14.2
8.6	-19.1	-4.7	-14.4
8.7	-19.8	-4.7	-15.1
8.8	-20.6	-4.7	-15.9
8.9	-21.7	-4.7	-17.0
9.0	-22.7	-4.7	-18.0
9.1	-23.5	-4.7	-18.8
9.2	-23.4	-4.7	-18.7
9.3	-22.7	-4.7	-18.0
9.4	-21.4	-4.7	-16.7
9.5	-19.9	-4.7	-15.2
9.6	-18.9	-4.7	-14.2
9.7	-18.4	-4.7	-13.7
9.8	-18.3	-4.7	-13.6
9.9	-18.4	-4.7	-13.7
10.0	-19.4	-4.7	-14.7

**Orbit Communication - Satcom Products**  
AL-7109-C, 2.8m Antenna, EIRPsd, Co-pol, Azimuth

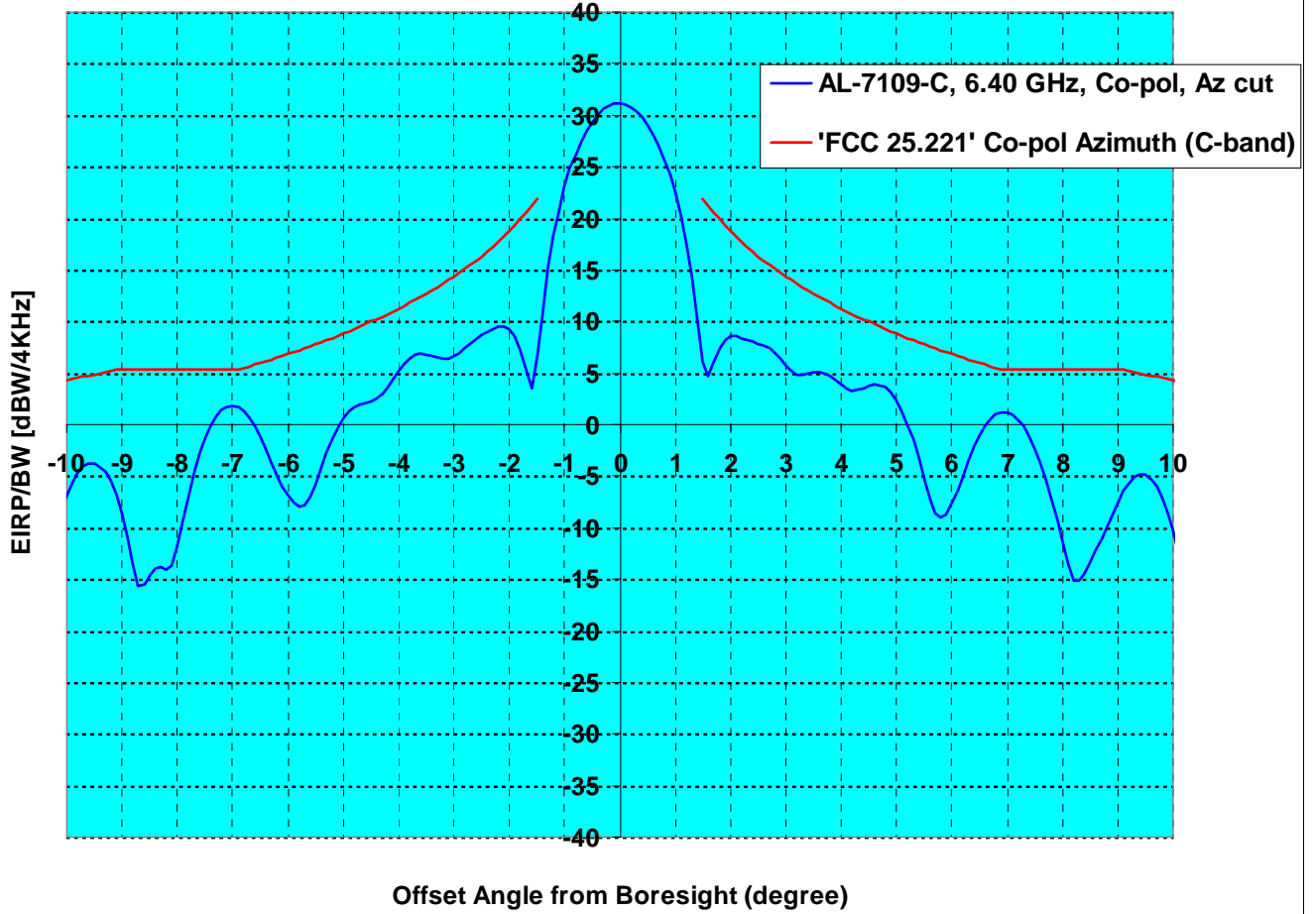
**'FCC 25.221' Co-pol Guide at C-band for EIRP/BW of -9.84 dBW/4KHz to Input  
and 31.16 dBW/4KHz in the Output of AL-7109-C Antenna at 6.40 GHz in Az cut  
Min BW of 546 KHz in case of 20W BUC**



Configuration System, Frequency, Polarization, Plane	Input EIRPsd dBW/4KHz	Antenna Gain dBi	Peak Excursions dB		Over Mask %
			$\pm (1.5^\circ \text{ to } 7^\circ)$	$\pm (7^\circ \text{ to } 180^\circ)$	
AL-7109-C, 6.40 GHz, Co-pol, Az cut	-9.84	41.00	-3.45	3.00	4.15

**Orbit Communication - Satcom Products**  
 AL-7109-C, 2.8m Antenna, EIRPsd, Co-pol, Azimuth

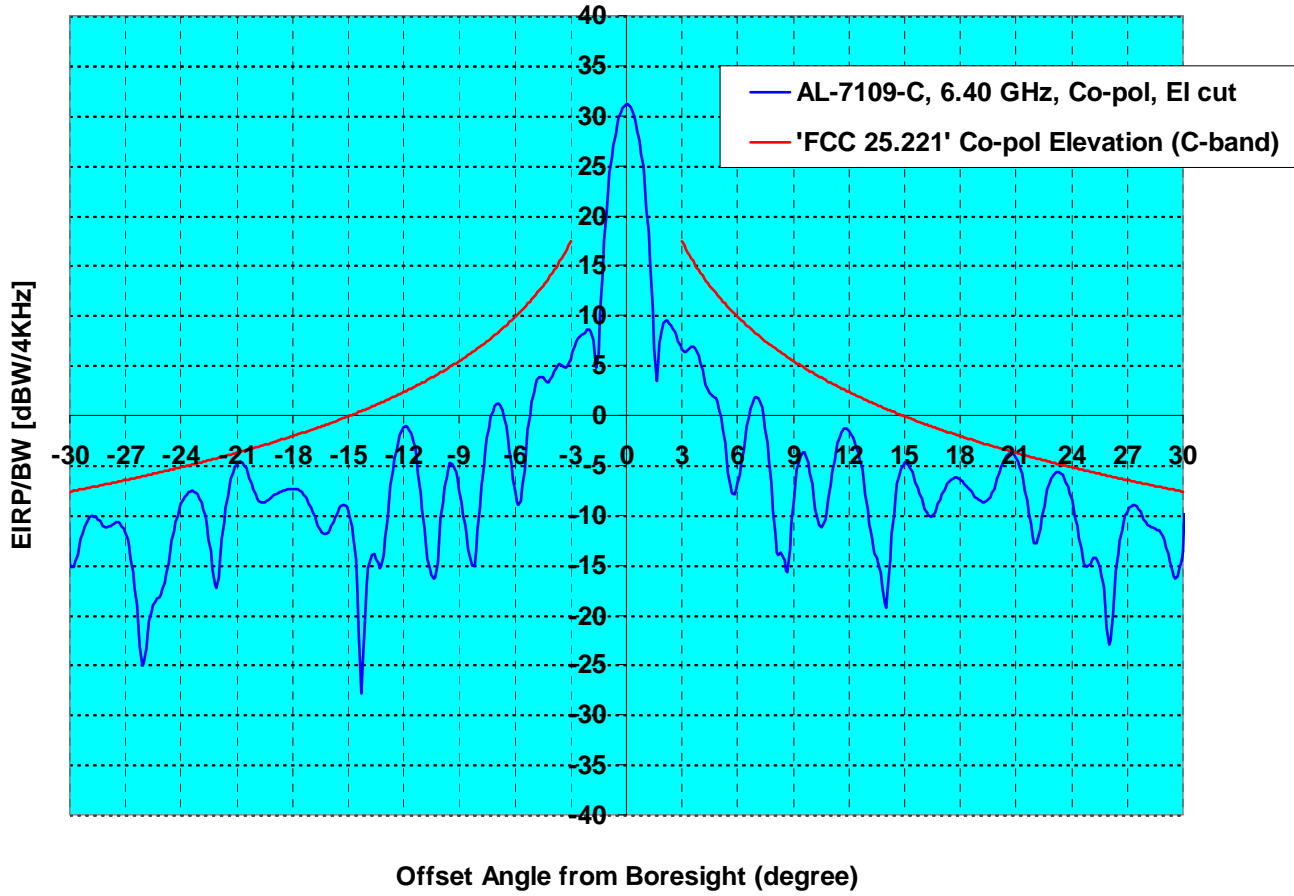
**'FCC 25.221' Co-pol Guide at C-band for EIRP/BW of -9.84 dBW/4KHz to Input  
 and 31.16 dBW/4KHz in the Output of AL-7109-C Antenna at 6.40 GHz in Az cut  
 Min BW of 546 KHz in case of 20W BUC**



Configuration System, Frequency, Polarization, Plane	Input EIRPsd dBW/4KHz	Antenna Gain dBi	Peak Excursions dB		Over Mask %
			± (1.5° to 7°)	± (7° to 180°)	
AL-7109-C, 6.40 GHz, Co-pol, Az cut	-9.84	41.00	-3.45	3.00	4.15

**Orbit Communication - Satcom Products**  
 AL-7109-C, 2.8m Antenna, EIRPsd, Co-pol, Elevation

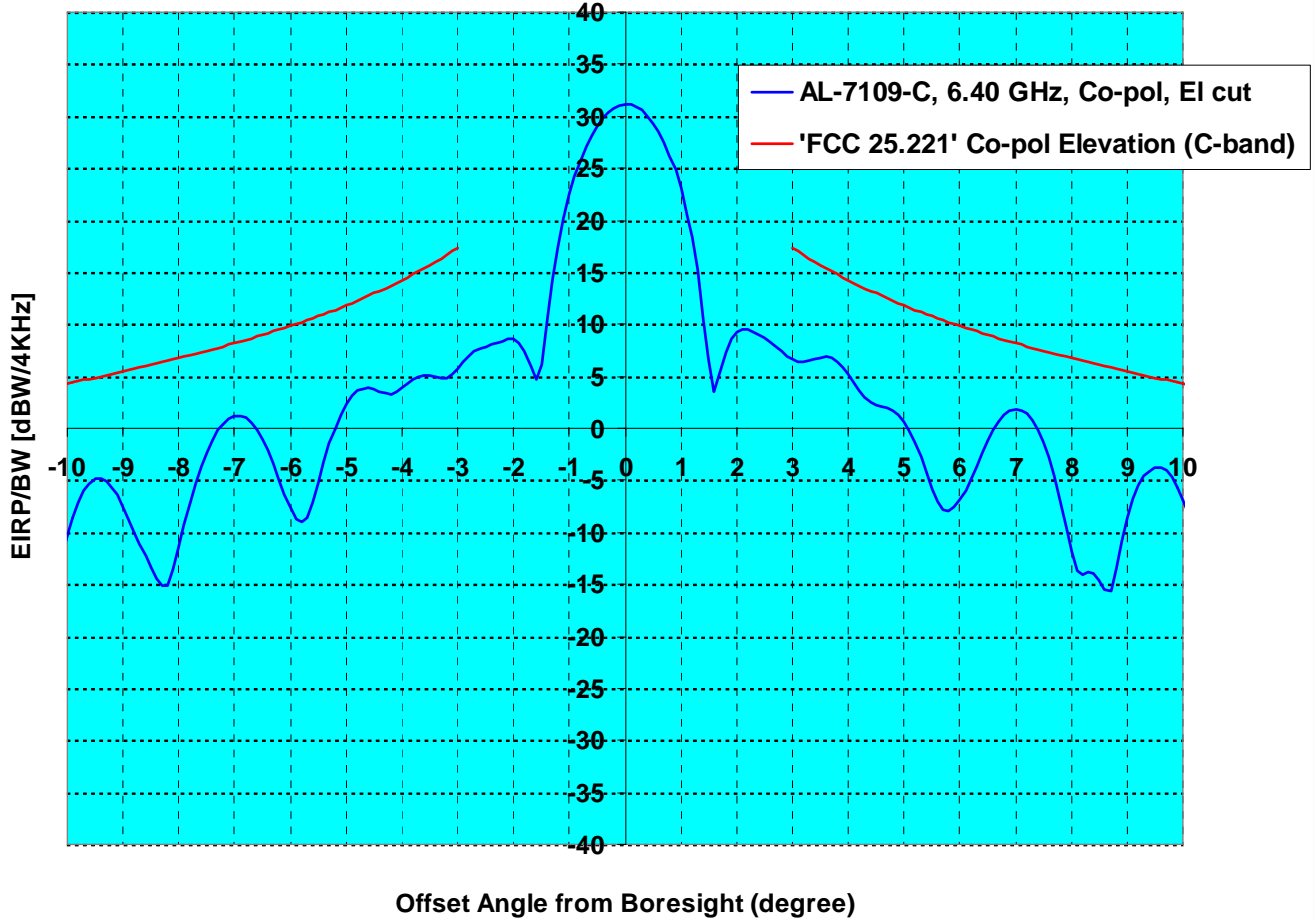
**'FCC 25.221' Co-pol Guide at C-band for EIRP/BW of -9.84 dBW/4KHz to Input  
 and 31.16 dBW/4KHz in the Output of AL-7109-C Antenna at 6.40 GHz in EI cut**  
 Min BW of 546 KHz in case of 20W BUC



Configuration System, Frequency, Polarization, Plane	Input EIRPsd dBW/4KHz	Antenna Gain dBi	Peak Excursions dB		Over Mask %
			± (1.8° to 7°)	± (1.8° to 180°)	
AL-7109-C, 6.40 GHz, Co-pol, EI cut	-9.84	41.00	-6.32	-0.14	0.00

**Orbit Communication - Satcom Products**  
 AL-7109-C, 2.8m Antenna, EIRPsd, Co-pol, Elevation

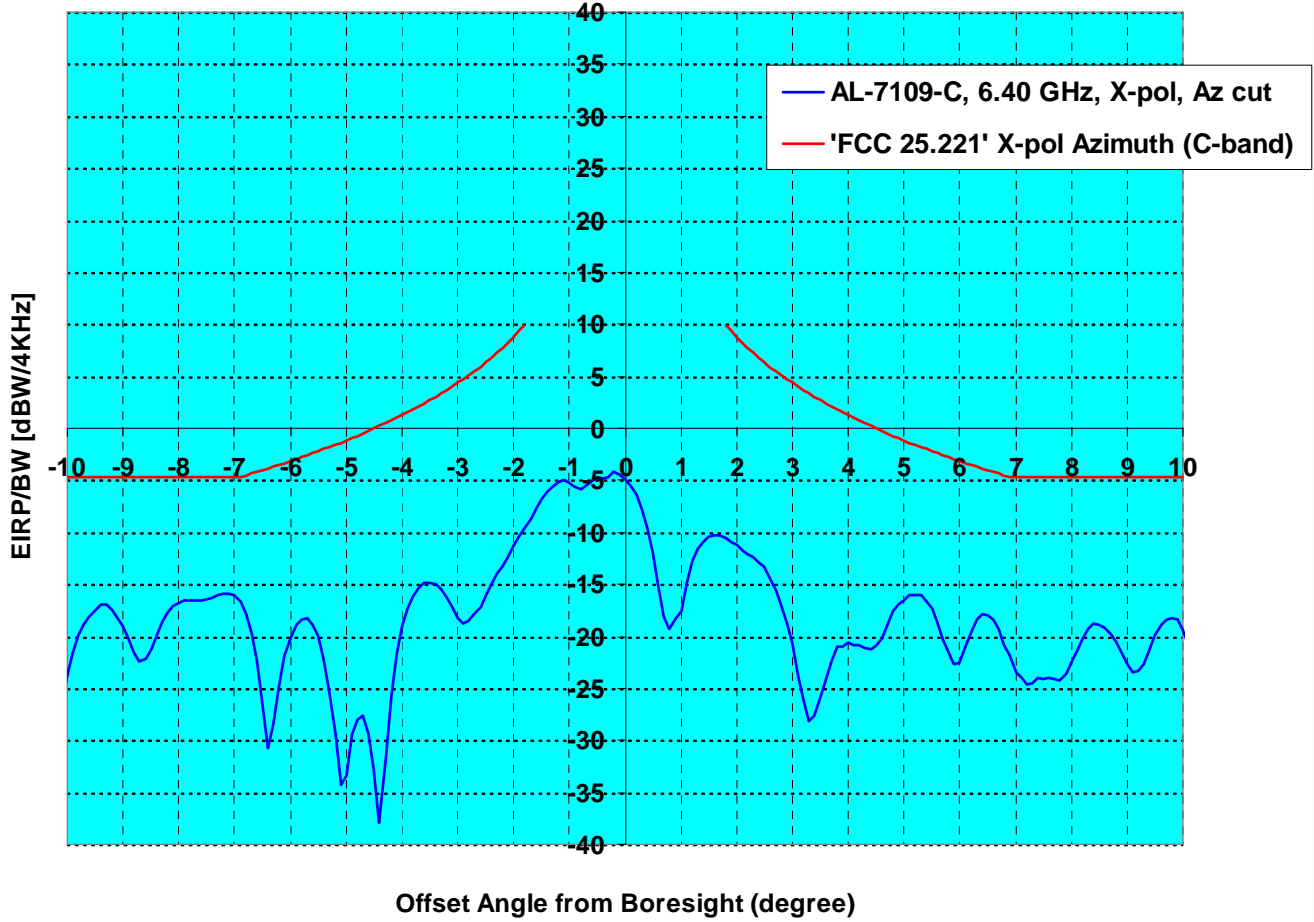
**'FCC 25.221' Co-pol Guide at C-band for EIRP/BW of -9.84 dBW/4KHz to Input  
 and 31.16 dBW/4KHz in the Output of AL-7109-C Antenna at 6.40 GHz in EI cut  
 Min BW of 546 KHz in case of 20W BUC**



Configuration System, Frequency, Polarization, Plane	Input EIRPsd dBW/4KHz	Antenna Gain dBi	Peak Excursions dB		Over Mask %
			± (1.8° to 7°)	± (1.8° to 180°)	
AL-7109-C, 6.40 GHz, Co-pol, EI cut	-9.84	41.00	-6.32	-0.14	0.00

**Orbit Communication - Satcom Products**  
 AL-7109-C, 2.8m Antenna, EIRPsd, X-pol, Azimuth

**'FCC 25.221' X-pol Guide at C-band for EIRP/BW of -9.84 dBW/4KHz to Input  
 and 31.16 dBW/4KHz in the Output of AL-7109-C Antenna at 6.40 GHz in Az cut  
 Min BW of 546 KHz in case of 20W BUC**



Configuration System, Frequency, Polarization, Plane	Input EIRPsd dBW/4KHz	Antenna Gain dBi	Peak Excursions dB		Over Mask %
			± (1.8° to 7°)	± (1.8° to 180°)	
AL-7109-C, 6.40 GHz, X-pol, Az cut	-9.84	41.00	-11.37	-11.13	0.00