

Antenna Test Report

Test No. 1084

98cm Ku-Band Rx/Tx Antenna System



East Maiden Antenna Range
4488 Lawing Chapel Church Road
Maiden, North Carolina 28650
828-428-1485 / 828-428-1488 fax
E-mail: range@prodelin.com



Prodelin Corporation®
A TriPoint Global Company
1500 Prodelin Drive
Newton, NC 28658

Antenna Patterns

Table of Contents

<u>Section</u>	<u>Title</u>
I	Frequencies Tested
II	Gain Analysis
III	X-Pol Analysis
IV	Radiation Patterns Vertical Transmit
V	Radiation Patterns Horizontal Transmit
VI	Radiation Patterns Vertical Receive
VII	Radiation Patterns Horizontal Receive

Section I

Frequencies Tested

98cmKu-Band Rx/Tx
Antenna System
Test No. 1084

Frequency	Vertical	Horizontal
14.50	✓	✓
14.25	✓	✓
14.00	✓	✓
13.75	✓	✓
12.75	✓	✓
12.45	✓	✓
12.20	✓	✓
11.95	✓	✓
11.70	✓	✓
10.95	✓	✓

Section II

Gain Analysis
98cmKu-Band Rx/Tx
Antenna System
Test No. 1084

Frequency	Polarization	Gain
13.75	Vertical	41.08
14.00	Vertical	41.29
14.25	Vertical	41.41
14.50	Vertical	41.59

Frequency	Polarization	Gain
13.75	Horizontal	40.93
14.00	Horizontal	41.13
14.25	Horizontal	41.18
14.50	Horizontal	41.33

Frequency	Polarization	Gain
10.95	Vertical	39.04
11.70	Vertical	39.66
11.95	Vertical	39.89
12.20	Vertical	40.10
12.45	Vertical	40.16
12.75	Vertical	40.45

Frequency	Polarization	Gain
10.95	Horizontal	39.01
11.70	Horizontal	39.49
11.95	Horizontal	39.70
12.20	Horizontal	39.89
12.45	Horizontal	39.96
12.75	Horizontal	40.28

Section III

X-Pol Analysis
98cmKu-Band Rx/Tx
Antenna System
Test No. 1084

Frequency	Polarization	On Axis X-Pol Azimuth Plane	On Axis X-Pol Elevation Plane
13.75	Vertical	36.55	36.44
14.00	Vertical	37.89	37.30
14.25	Vertical	50.52	50.61
14.50	Vertical	44.20	46.41

Frequency	Polarization	On Axis X-Pol Azimuth Plane	On Axis X-Pol Elevation Plane
13.75	Horizontal	46.23	56.13
14.00	Horizontal	47.22	54.09
14.25	Horizontal	47.34	69.31
14.50	Horizontal	45.35	42.84

Frequency	Polarization	On Axis X-Pol Azimuth Plane	On Axis X-Pol Elevation Plane
10.95	Vertical	32.02	31.38
11.70	Vertical	48.37	47.33
11.95	Vertical	31.06	31.09
12.20	Vertical	34.29	34.64
12.45	Vertical	46.57	54.64
12.75	Vertical	49.76	52.02

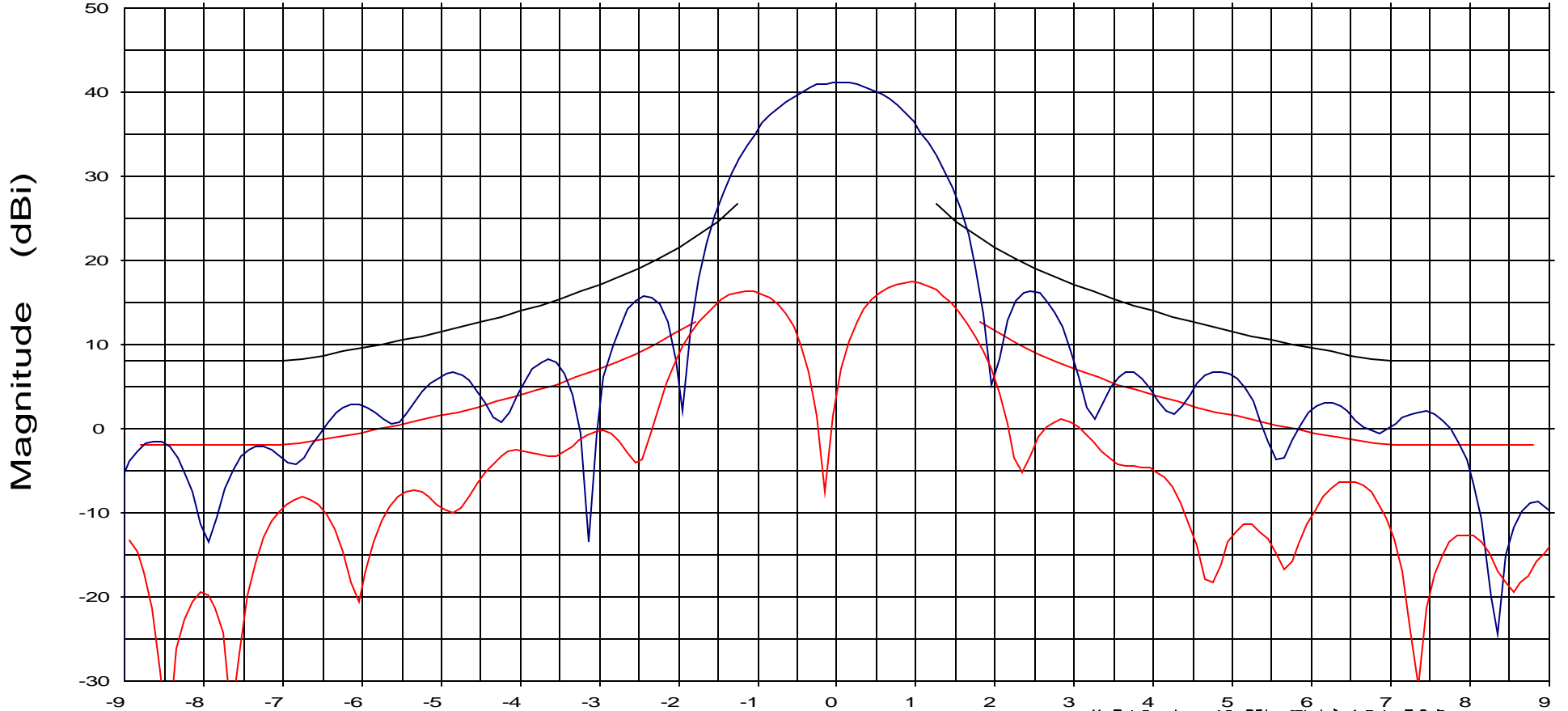
Frequency	Polarization	On Axis X-Pol Azimuth Plane	On Axis X-Pol Elevation Plane
10.95	Horizontal	48.91	32.38
11.70	Horizontal	58.75	32.47
11.95	Horizontal	31.77	32.14
12.20	Horizontal	34.74	35.35
12.45	Horizontal	41.74	42.40
12.75	Horizontal	49.45	48.16

Section IV

Operator: D. Lutz
Ser. no.: 070902
Channel: ch1

Tx pol: Vert.

Rx pol: Vert.



Sidelobe Envelope: $29 - 25 \log(\theta) \sim 1.0$ to 7 Deg
 $+8$ dBi ~ 7 to 9.2 Deg | $32 - 25 \log(\theta) \sim 9.2$ to 48 Deg
 -10 dBi ~ 48 to 180 Deg

X-Pol Envelope: $19 - 25 \log(\theta) \sim 1.8$ to 7.0 Deg
 -2.0 dBi ~ 7.0 to 9.2 Deg

Overlays
 108407.dat-ant_under_test — blue line
 108410.dat-ant_under_test — red line

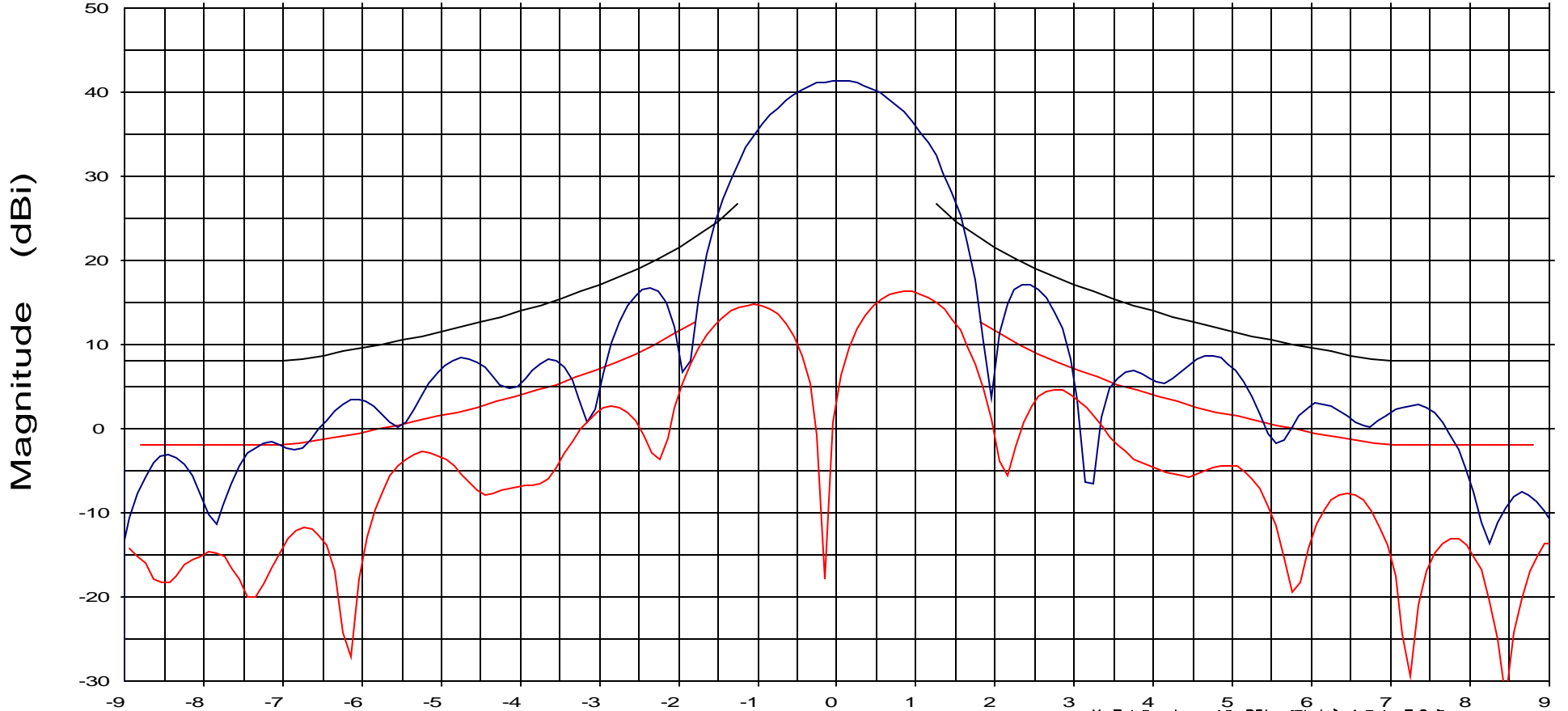
Cal. file	units
108407.dat	dBi
108410.dat	dBi

Beam Peak	
Deg	dB
0.02	41.08
0.93	17.43

Operator: D. Lutz
Ser. no.: 070902
Channel: ch1

Tx pol: Vert.

Rx pol: Vert.



Sidelobe Envelope: $29 - 25 \log(\theta) \sim 1.0$ to 7 Deg
 $+8$ dBi ~ 7 to 9.2 Deg | $32 - 25 \log(\theta) \sim 9.2$ to 48 Deg
 -10 dBi ~ 48 to 180 Deg

X-Pol Envelope: $19 - 25 \log(\theta) \sim 1.8$ to 7.0 Deg
 -2.0 dBi ~ 7.0 to 9.2 Deg

Azimuth (Deg)

Overlays
 108407.dat-ant_under_test — blue line
 108410.dat-ant_under_test — red line

Cal. file
 108407.dat
 108410.dat

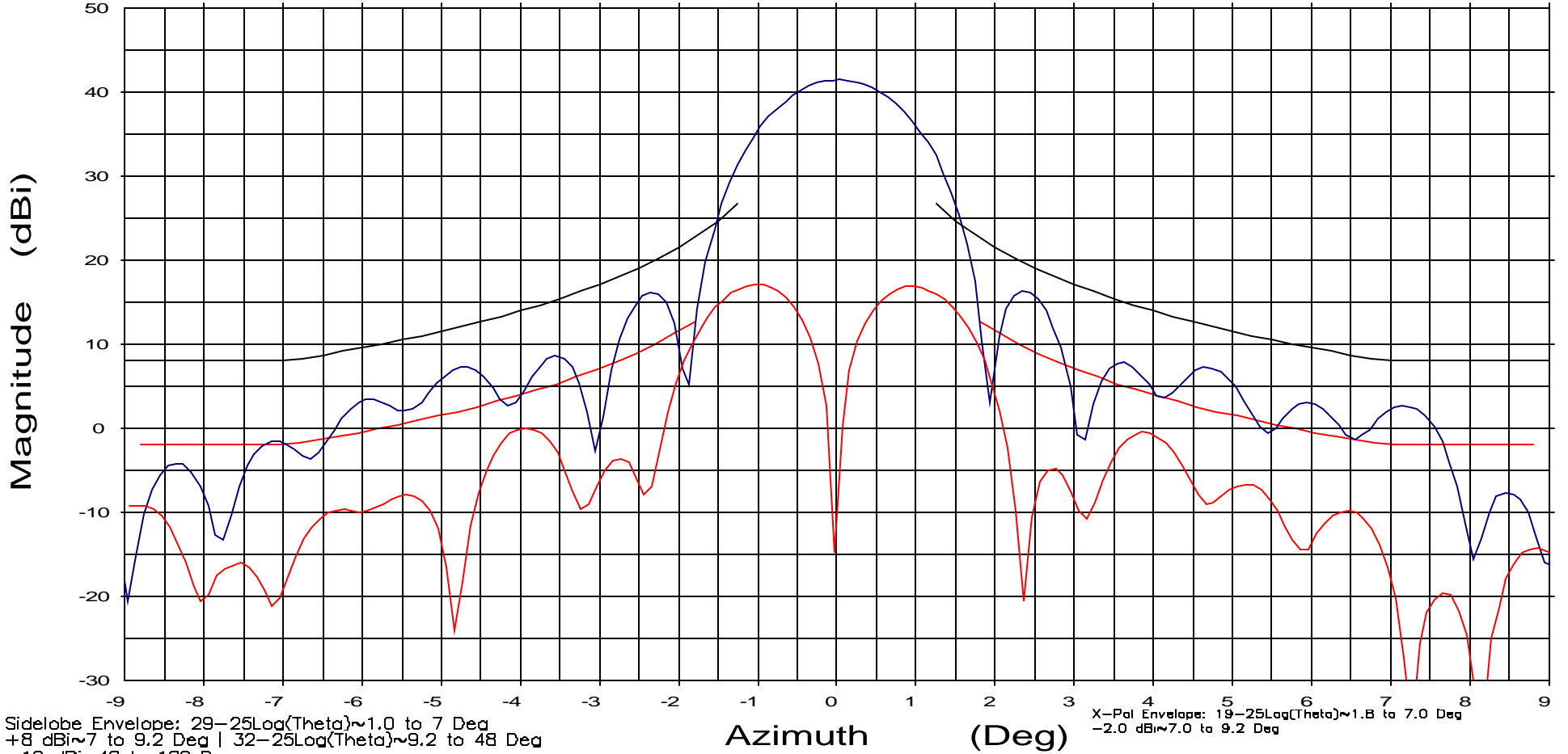
units
 dBi
 dBi

Beam Peak
 Deg dB
 0.02 41.29
 0.88 16.35

Operator: D. Lutz
Ser. no.: 070902
Channel: ch1

Tx pol: Vert.

Rx pol: Vert.



Sidelobe Envelope: $29 - 25 \log(\theta) \sim 1.0$ to 7 Deg
+8 dBi ~ 7 to 9.2 Deg | $32 - 25 \log(\theta) \sim 9.2$ to 48 Deg
-10 dBi ~ 48 to 180 Deg

X-Pol Envelope: $19 - 25 \log(\theta) \sim 1.8$ to 7.0 Deg
-2.0 dBi ~ 7.0 to 9.2 Deg

Overlays
108407.dat-ant_under_test — blue line
108410.dat-ant_under_test — red line

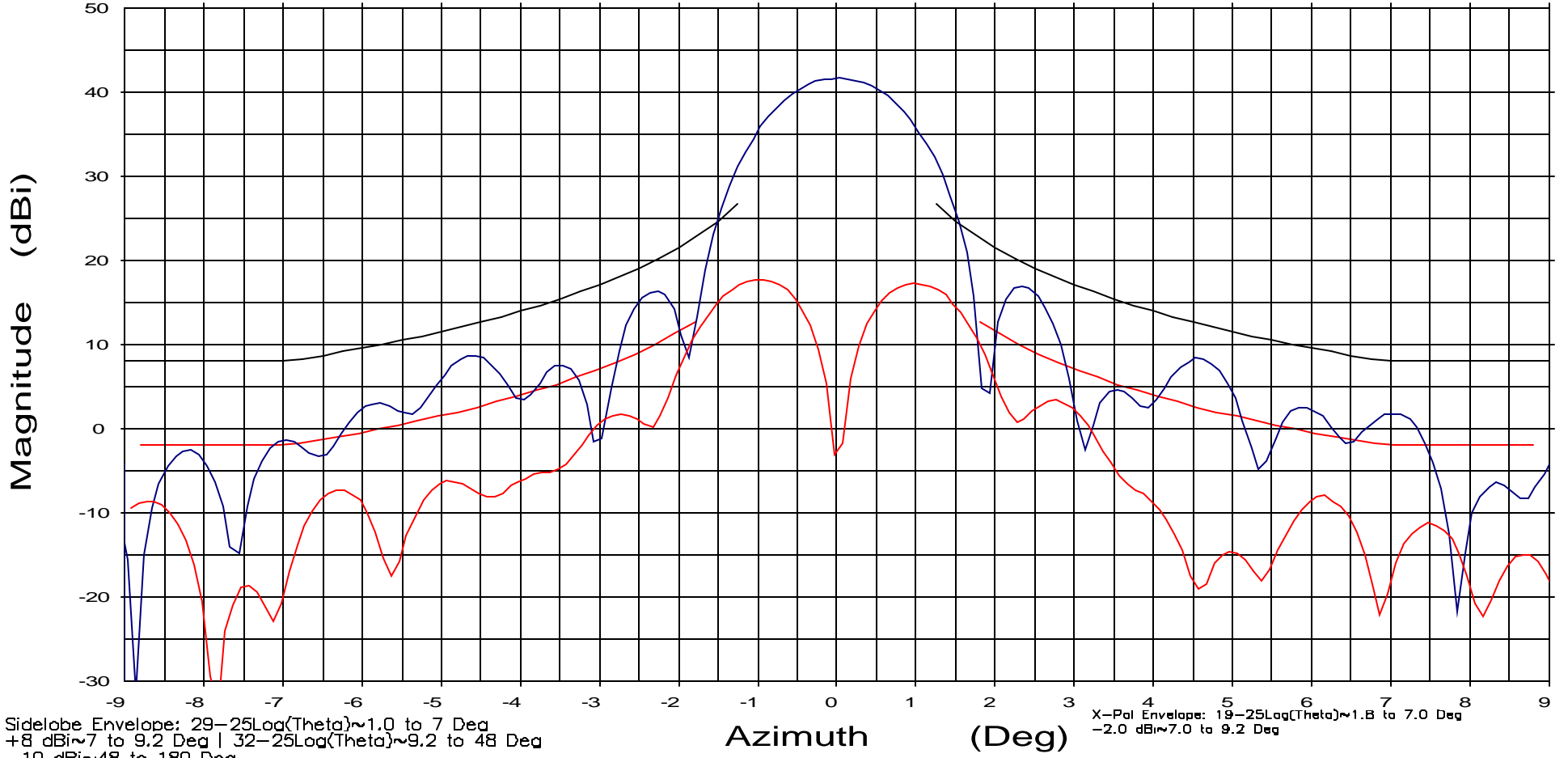
Cal. file units
108407.dat dBi
108410.dat dBi

Beam Peak
Deg dB
0.03 41.41
-1.04 17.09

Operator: D. Lutz
Ser. no.: 070902
Channel: ch1

Tx pol: Vert.

Rx pol: Vert.



Sidelobe Envelope: $29 - 25 \log(\theta) \sim 1.0$ to 7 Deg
 $+8$ dBi ~ 7 to 9.2 Deg | $32 - 25 \log(\theta) \sim 9.2$ to 48 Deg
 -10 dBi ~ 48 to 180 Deg

X-Pol Envelope: $19 - 25 \log(\theta) \sim 1.8$ to 7.0 Deg
 -2.0 dBi ~ 7.0 to 9.2 Deg

Overlays
108407.dat-ant_under_test — blue line
108410.dat-ant_under_test — red line

Cal. file
108407.dat
108410.dat

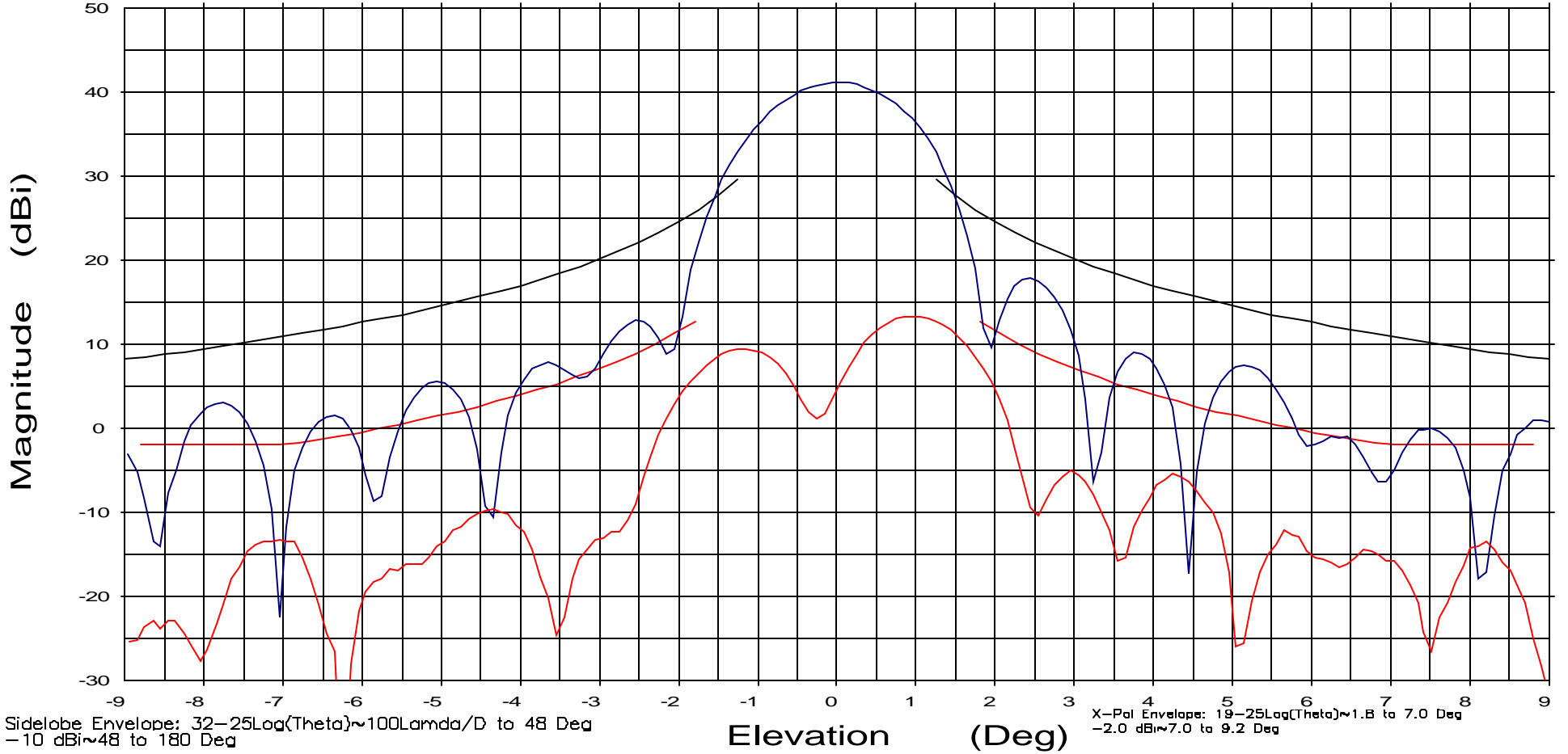
units
dBi
dBi

Beam Peak	
Deg	dB
0.02	41.59
-1.01	17.66

Operator: D. Lutz
Ser. no.: 070902
Channel: ch1

Tx pol: Vert.

Rx pol: Vert.



Overlays
 108408.dat-ant_under_test — (blue line)
 108411.dat-ant_under_test — (red line)

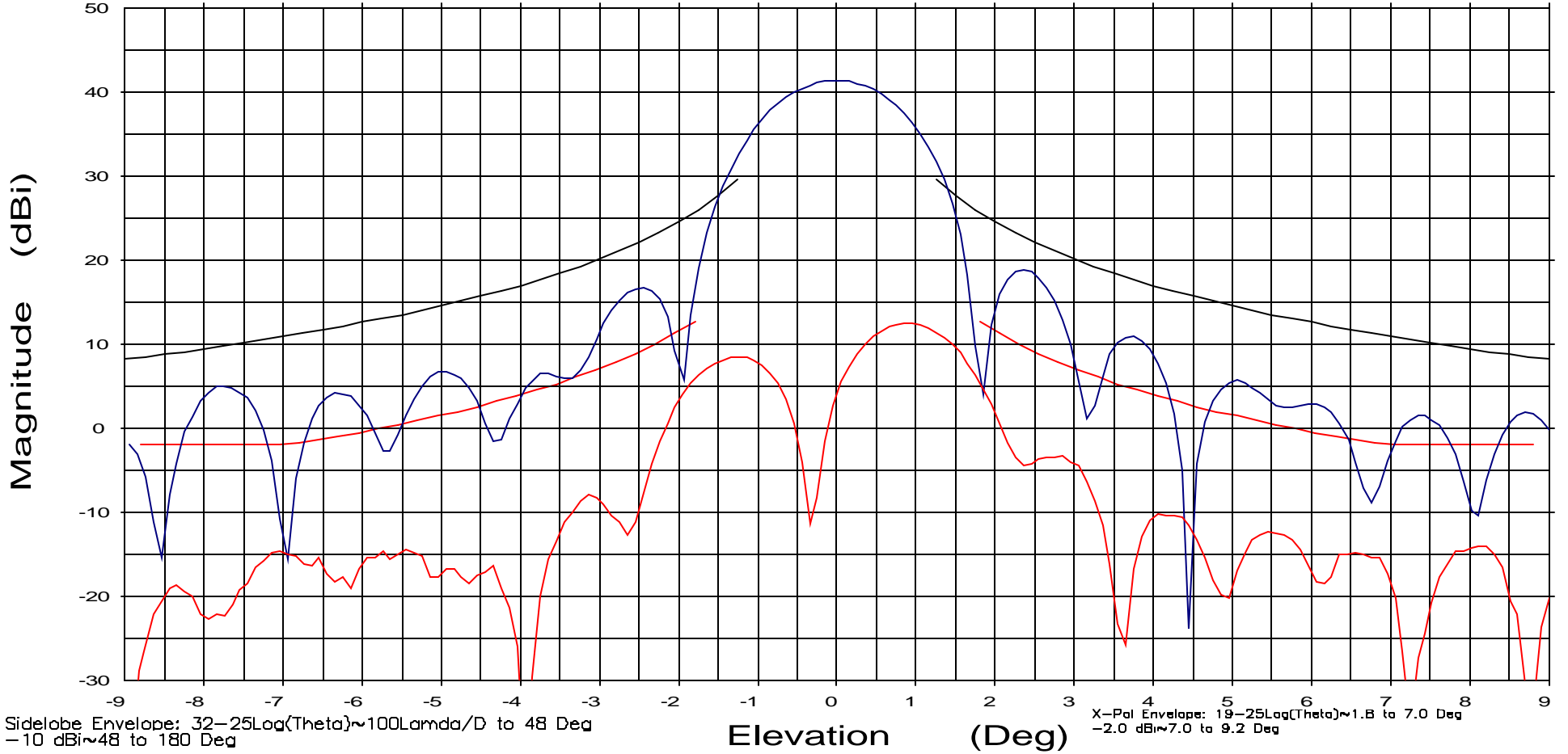
Cal. file units
 108408.dat dBi
 108411.dat dBi

Beam Peak
 Deg dB
 0.01 41.05
 0.98 13.25

Operator: D. Lutz
Ser. no.: 070902
Channel: ch1

Tx pol: Vert.

Rx pol: Vert.



Sidelobe Envelope: $32 - 25 \log(\theta) \sim 100 \lambda / D$ to 48 Deg
-10 dBi ~ 48 to 180 Deg

X-Pol Envelope: $19 - 25 \log(\theta) \sim 1.8$ to 7.0 Deg
-2.0 dBi ~ 7.0 to 9.2 Deg

Overlays

108408.dat-ant_under_test	—
108411.dat-ant_under_test	—

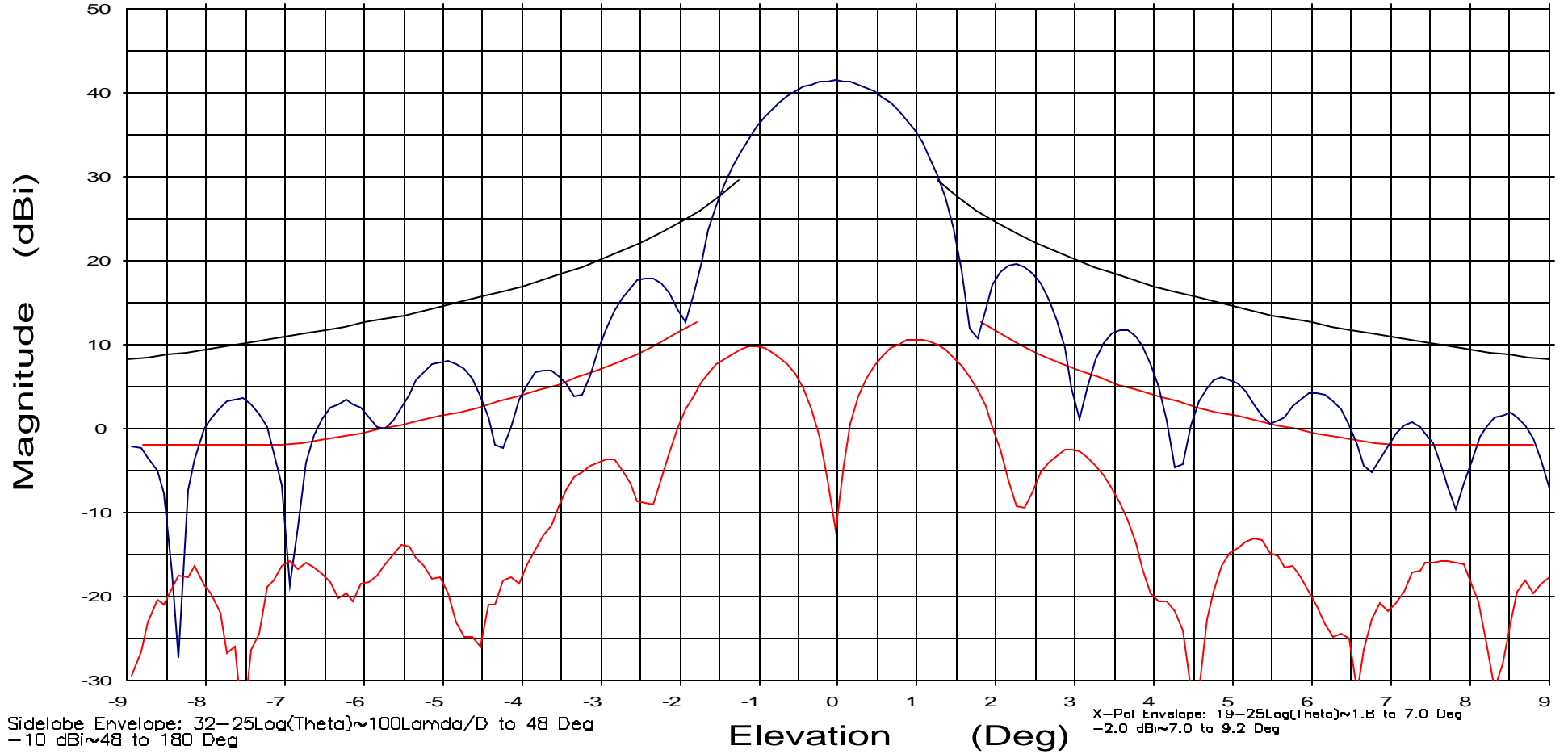
Cal. file	units
108408.dat	dBi
108411.dat	dBi

Beam Peak	
Deg	dB
-0.01	41.28
0.91	12.47

Operator: D. Lutz
Ser. no.: 070902
Channel: ch1

Tx pol: Vert.

Rx pol: Vert.



Sidelobe Envelope: $32 - 25 \log(\theta) \sim 100 \lambda / D$ to 48 Deg
-10 dBi \sim 48 to 180 Deg

X-Pol Envelope: $19 - 25 \log(\theta) \sim 1.8$ to 7.0 Deg
-2.0 dBi \sim 7.0 to 9.2 Deg

Elevation (Deg)

Overlays

108408.dat-ant_under_test	—
108411.dat-ant_under_test	—

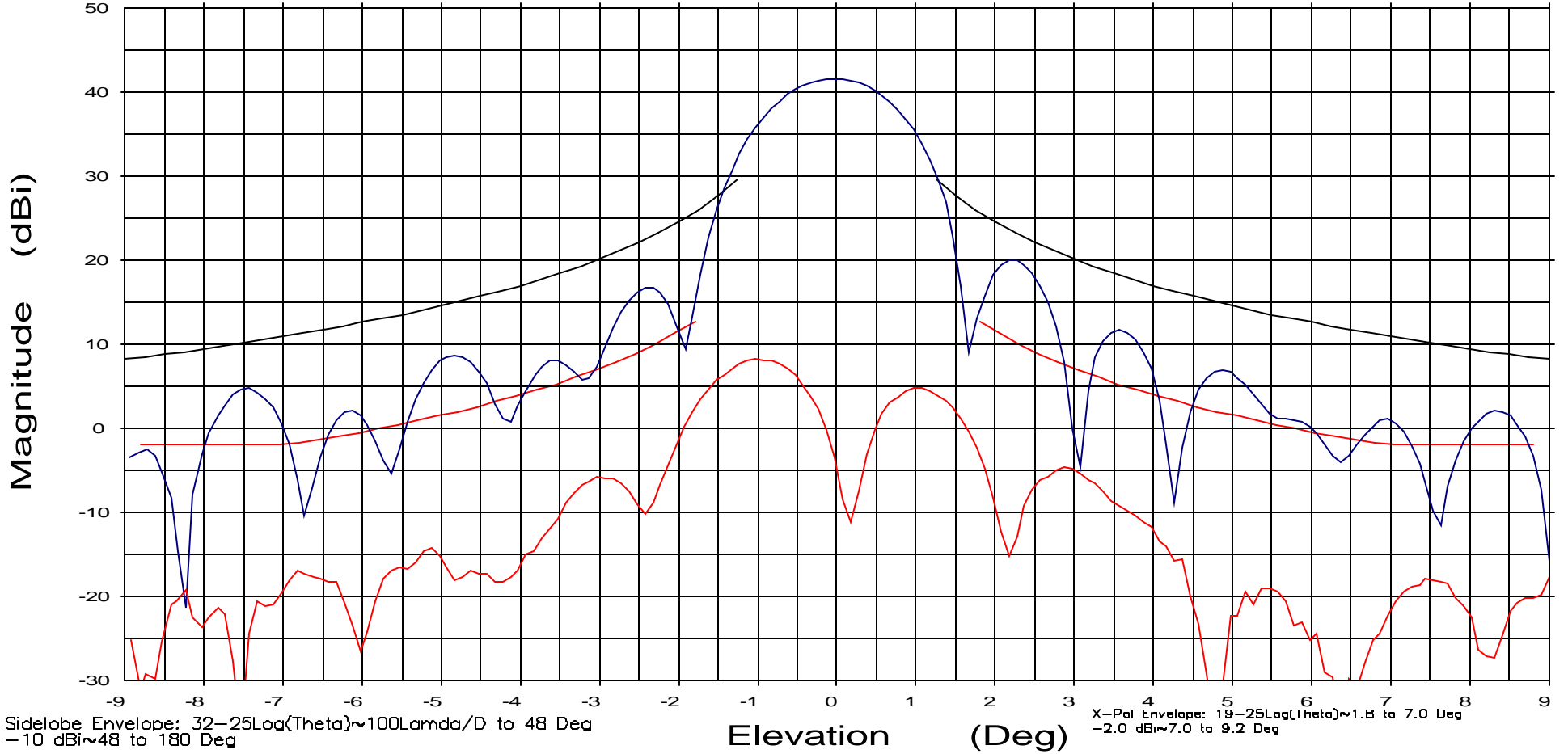
Cal. file	units
108408.dat	dBi
108411.dat	dBi

Beam Peak	Deg	dB
-0.05	41.38	
1.01	10.56	

Operator: D. Lutz
Ser. no.: 070902
Channel: ch1

Tx pol: Vert.

Rx pol: Vert.



Sidelobe Envelope: $32 - 25 \log(\theta) \sim 100 \lambda / D$ to 48 Deg
-10 dBi ~ 48 to 180 Deg

X-Pol Envelope: $19 - 25 \log(\theta) \sim 1.8$ to 7.0 Deg
-2.0 dBi ~ 7.0 to 9.2 Deg

Overlays

108408.dat-ant_under_test	—
108411.dat-ant_under_test	—

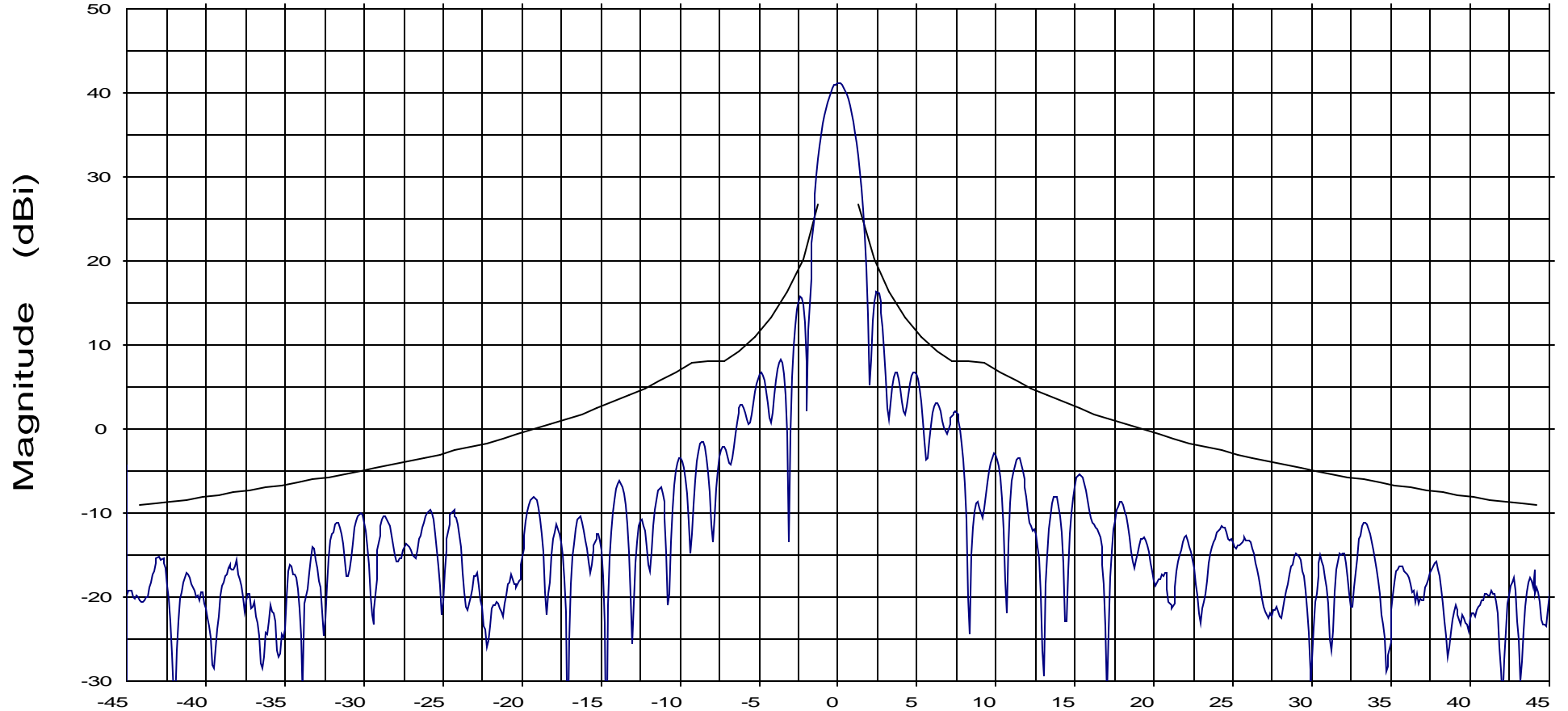
Cal. file	units
108408.dat	dBi
108411.dat	dBi

Beam Peak	
Deg	dB
-0.04	41.52
-1.00	8.14

Operator: D. Lutz
Ser. no.: 070902
Channel: ch1

Tx pol: Vert.

Rx pol: Vert.



Sidelobe Envelope: $29 - 25 \log(\Theta) \sim 1.0$ to 7 Deg
 $+8$ dBi ~ 7 to 9.2 Deg | $32 - 25 \log(\Theta) \sim 9.2$ to 48 Deg
 -10 dBi ~ 48 to 180 Deg

Overlays
108407.dat-ant_under_test —

Cal. file
108407.dat

units
dBi

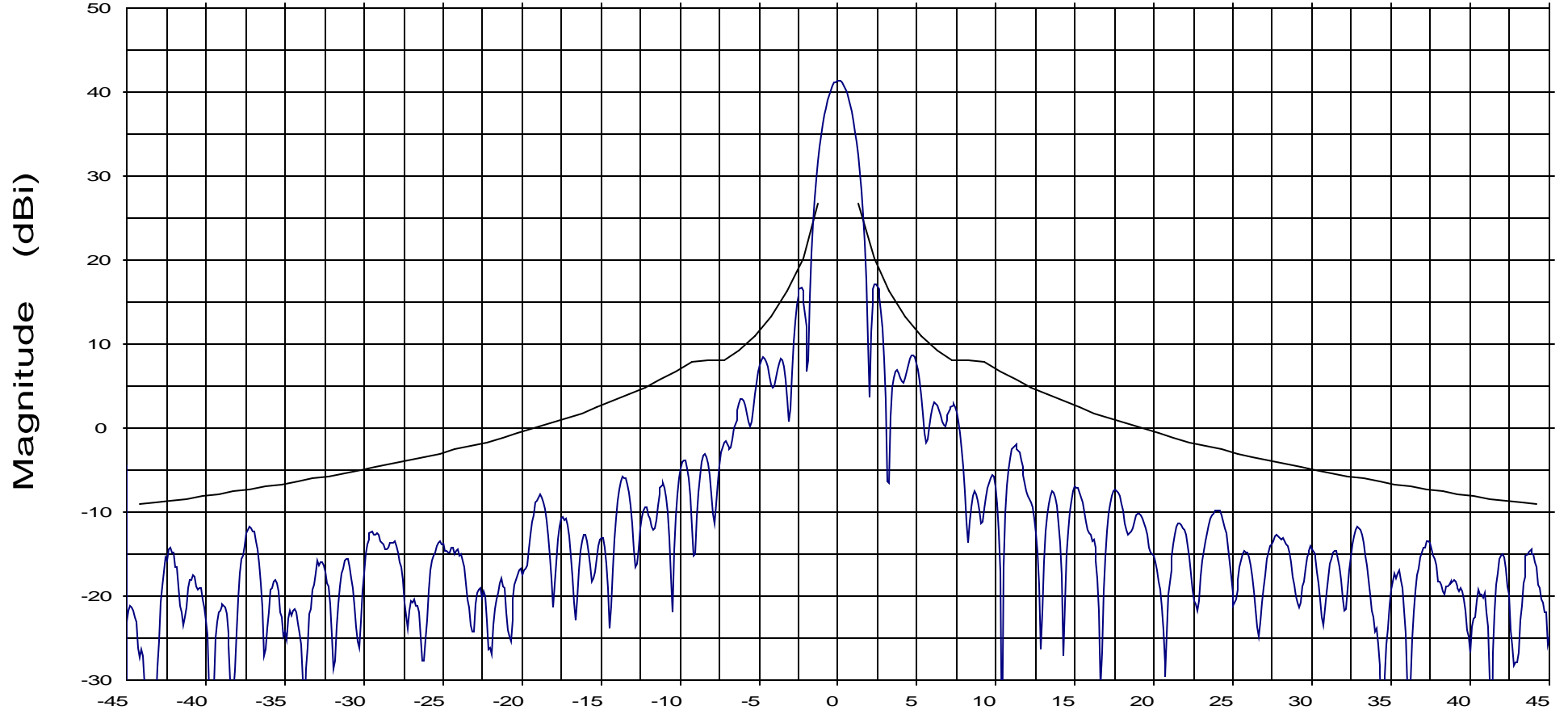
Azimuth (Deg)

Beam Peak
Deg dB
0.02 41.08

Operator: D. Lutz
Ser. no.: 070902
Channel: ch1

Tx pol: Vert.

Rx pol: Vert.



Sidelobe Envelope: $29 - 25 \log(\theta)$ ~ 1.0 to 7 Deg
 +8 dBi ~ 7 to 9.2 Deg | $32 - 25 \log(\theta)$ ~ 9.2 to 48 Deg
 -10 dBi ~ 48 to 180 Deg

Azimuth (Deg)

Overlays
108407.dat-ant_under_test —

Cal. file
108407.dat

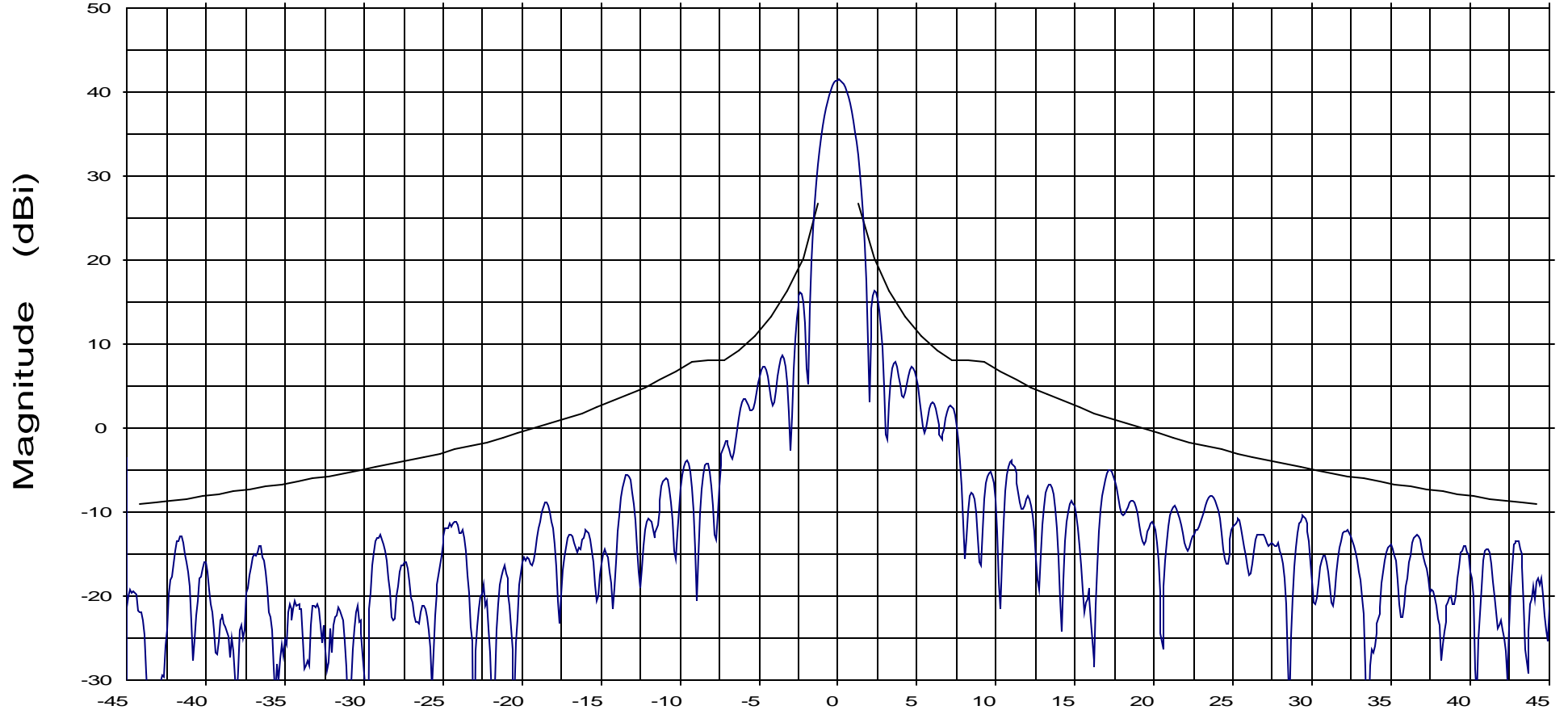
units
dBi

Beam Peak
 Deg dB
 0.02 41.29

Operator: D. Lutz
Ser. no.: 070902
Channel: ch1

Tx pol: Vert.

Rx pol: Vert.



Sidelobe Envelope: $29 - 25 \log(\theta) \sim 1.0$ to 7 Deg
 $+8$ dBi ~ 7 to 9.2 Deg | $32 - 25 \log(\theta) \sim 9.2$ to 48 Deg
 -10 dBi ~ 48 to 180 Deg

Azimuth (Deg)

Overlays
108407.dat-ant_under_test —

Cal. file
108407.dat

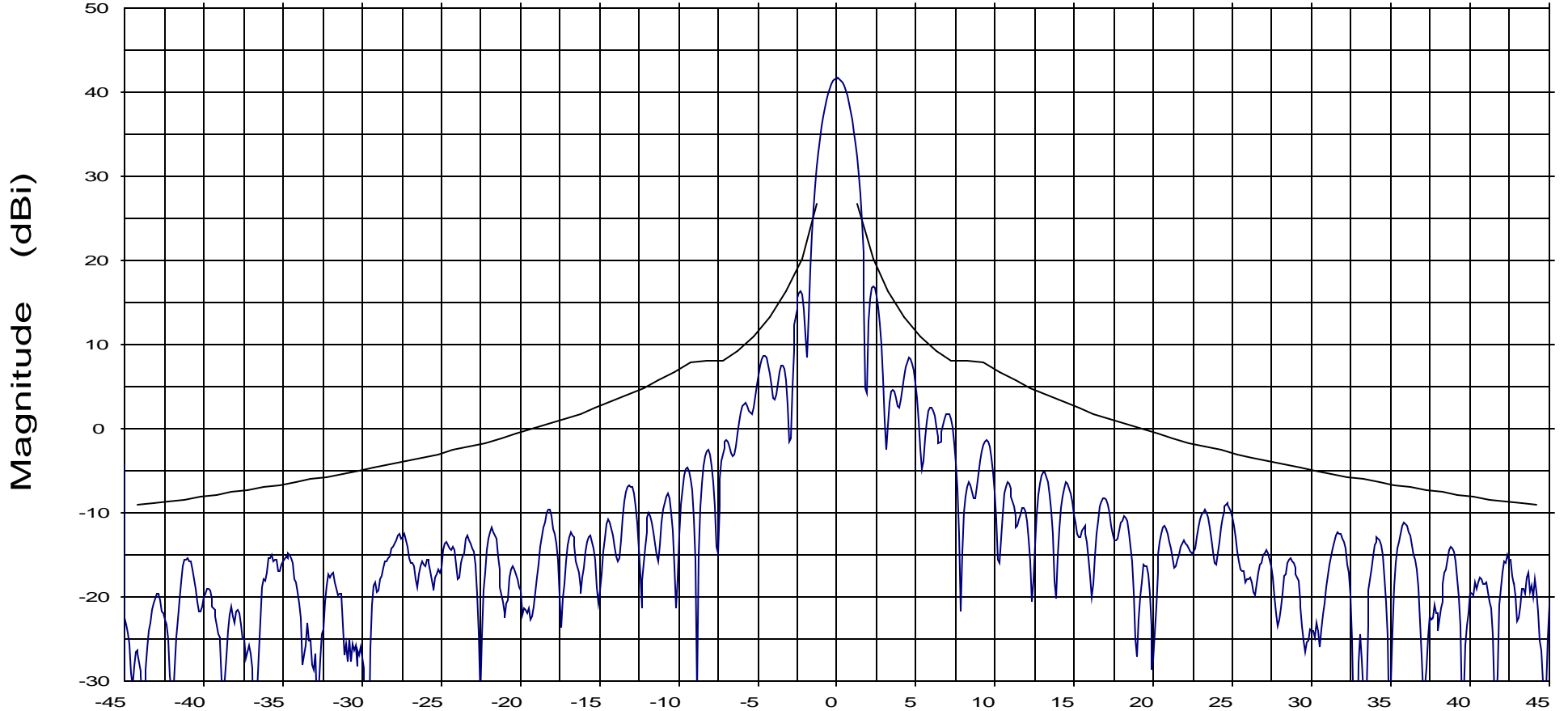
units
dBi

Beam Peak
 Deg 0.03 dB 41.41

Operator: D. Lutz
Ser. no.: 070902
Channel: ch1

Tx pol: Vert.

Rx pol: Vert.



Sidelobe Envelope: $29 - 25 \log(\theta) \sim 1.0$ to 7 Deg
 $+8$ dBi ~ 7 to 9.2 Deg | $32 - 25 \log(\theta) \sim 9.2$ to 48 Deg
 -10 dBi ~ 48 to 180 Deg

Azimuth (Deg)

Overlays
108407.dat-ant_under_test —

Cal. file
108407.dat

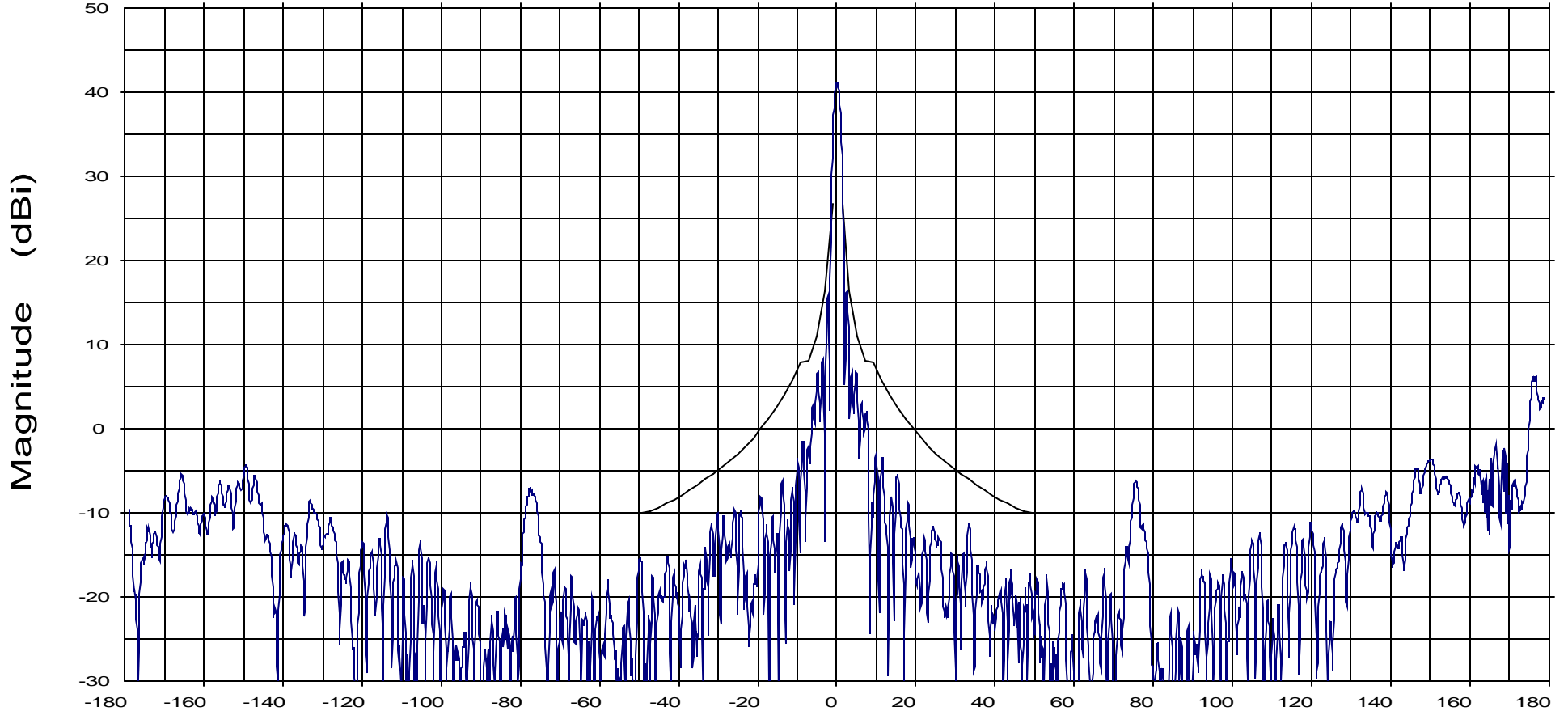
units
dBi

Beam Peak	
Deg	dB
0.02	41.59

Operator: D. Lutz
Ser. no.: 070902
Channel: ch1

Tx pol: Vert.

Rx pol: Vert.



Sidelobe Envelope: $29 - 25 \log(\theta) \sim 1.0$ to 7 Deg
 $+8$ dBi ~ 7 to 9.2 Deg | $32 - 25 \log(\theta) \sim 9.2$ to 48 Deg
 -10 dBi ~ 48 to 180 Deg

Azimuth (Deg)

Overlays
108407.dat-ant_under_test —

Cal. file
108407.dat

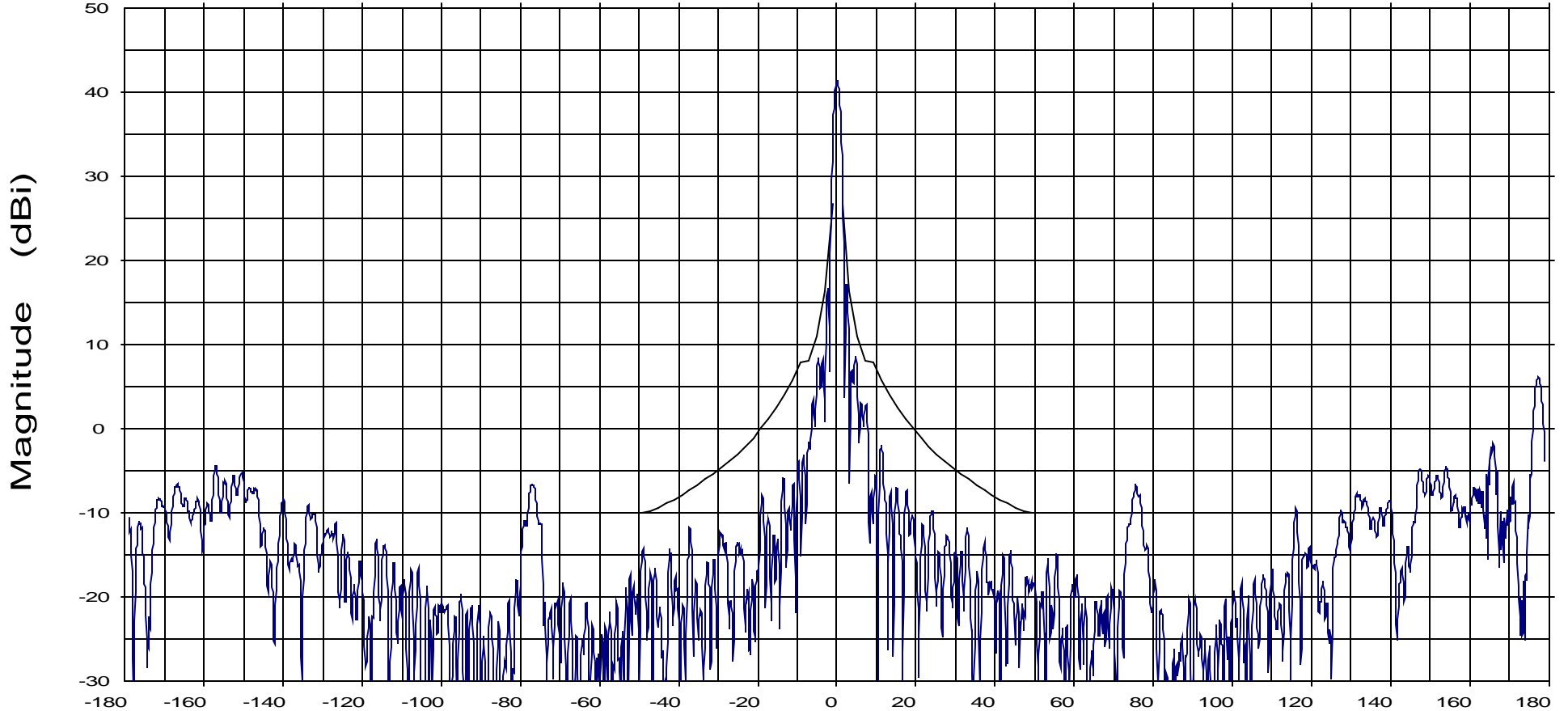
units
dBi

Beam Peak
 Deg dB
 0.02 41.08

Operator: D. Lutz
Ser. no.: 070902
Channel: ch1

Tx pol: Vert.

Rx pol: Vert.



Sidelobe Envelope: $29 - 25 \log(\theta) \sim 1.0$ to 7 Deg
 $+8$ dBi ~ 7 to 9.2 Deg | $32 - 25 \log(\theta) \sim 9.2$ to 48 Deg
 -10 dBi ~ 48 to 180 Deg

Azimuth (Deg)

Overlays
108407.dat-ant_under_test —

Cal. file
108407.dat

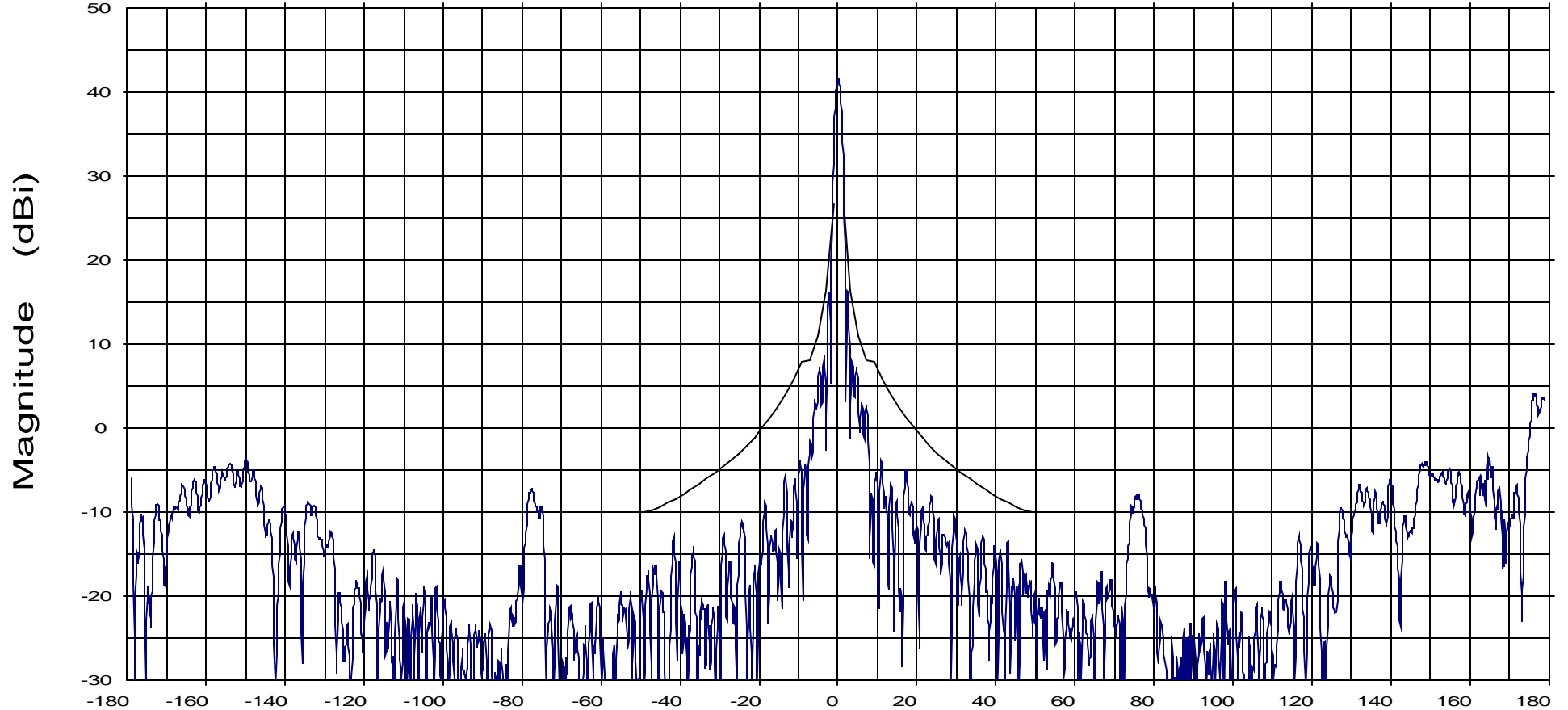
units
dBi

Beam Peak	
Deg	dB
0.02	41.29

Operator: D. Lutz
Ser. no.: 070902
Channel: ch1

Tx pol: Vert.

Rx pol: Vert.



Sidelobe Envelope: $29 - 25 \log(\theta) \sim 1.0$ to 7 Deg
 $+8$ dBi ~ 7 to 9.2 Deg | $32 - 25 \log(\theta) \sim 9.2$ to 48 Deg
 -10 dBi ~ 48 to 180 Deg

Azimuth (Deg)

Overlays
108407.dat-ant_under_test —

Cal. file
108407.dat

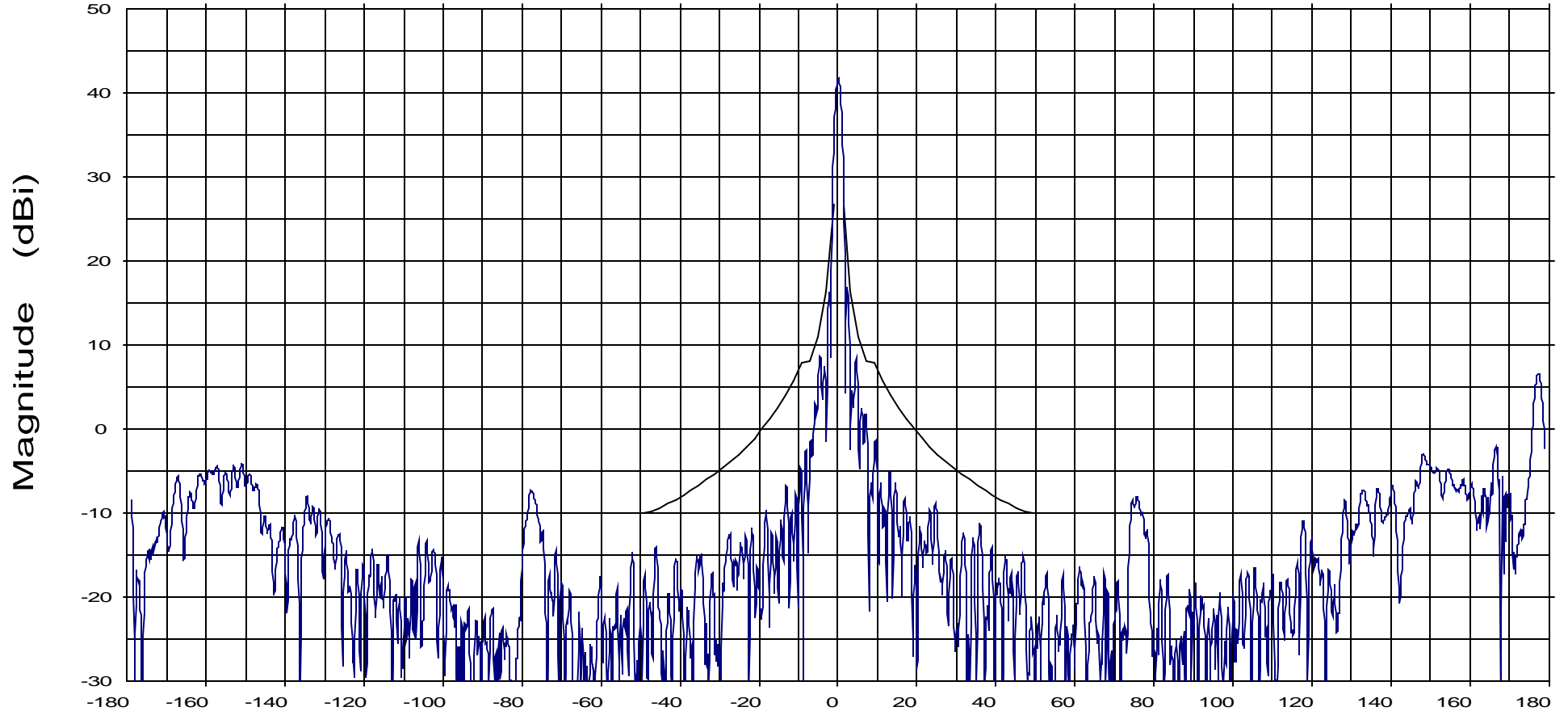
units
dBi

Beam Peak
 Deg dB
 0.03 41.41

Operator: D. Lutz
Ser. no.: 070902
Channel: ch1

Tx pol: Vert.

Rx pol: Vert.



Sidelobe Envelope: $29 - 25 \log(\theta) \sim 1.0$ to 7 Deg
 $+8$ dBi ~ 7 to 9.2 Deg | $32 - 25 \log(\theta) \sim 9.2$ to 48 Deg
 -10 dBi ~ 48 to 180 Deg

Azimuth (Deg)

Overlays
108407.dat-ant_under_test —

Cal. file
108407.dat

units
dBi

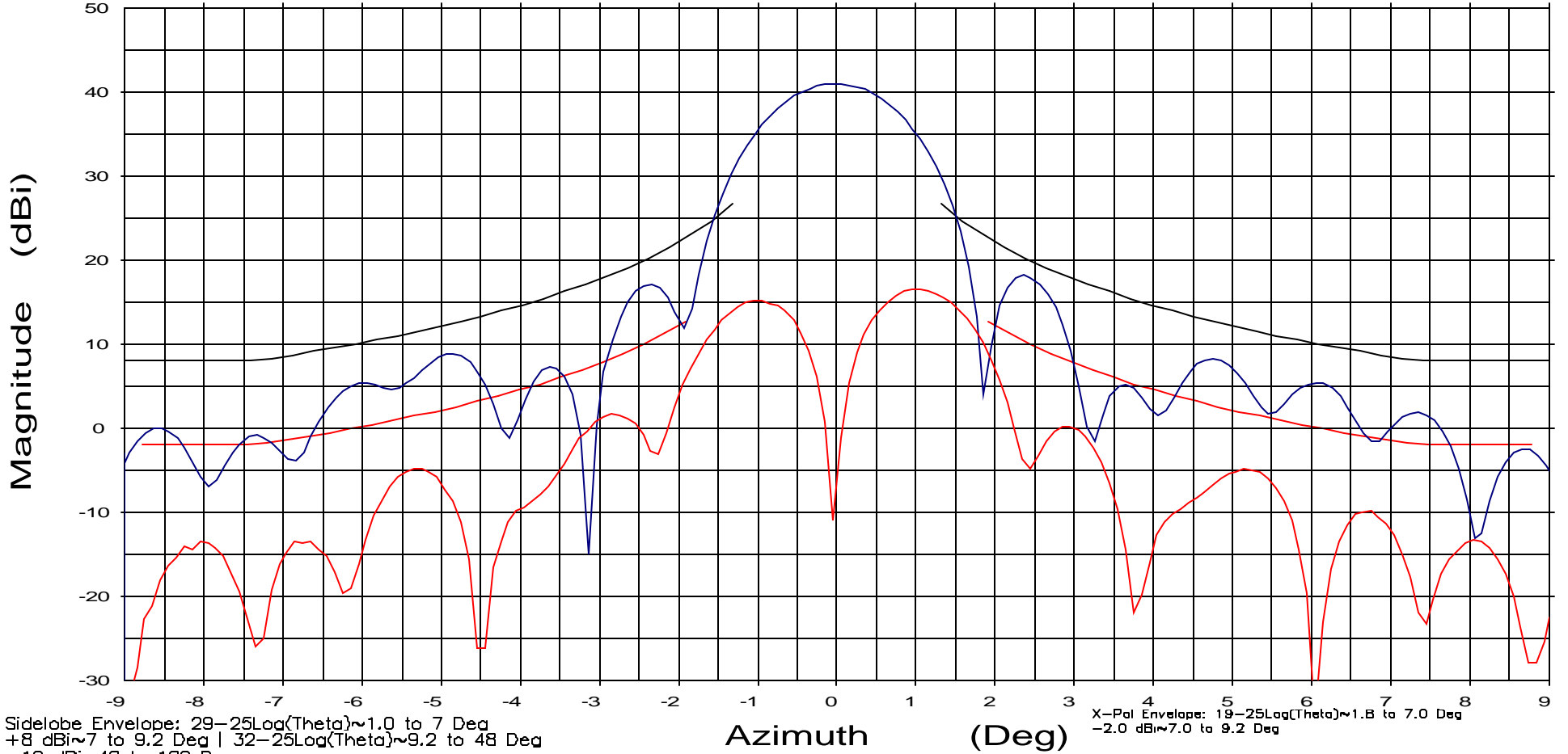
Beam Peak
Deg dB
0.02 41.59

Section V

Operator: D. Lutz
Ser. no.: 070902
Channel: ch1

Tx pol: Horiz.

Rx pol: Horiz.



Sidelobe Envelope: 29-25Log(Theta)~1.0 to 7 Deg
+8 dBi~7 to 9.2 Deg | 32-25Log(Theta)~9.2 to 48 Deg
-10 dBi~48 to 180 Deg

X-Pol Envelope: 19-25Log(Theta)~1.8 to 7.0 Deg
-2.0 dBi~7.0 to 9.2 Deg

Overlays
108400.dat-ant_under_test — blue line
108402.dat-ant_under_test — red line

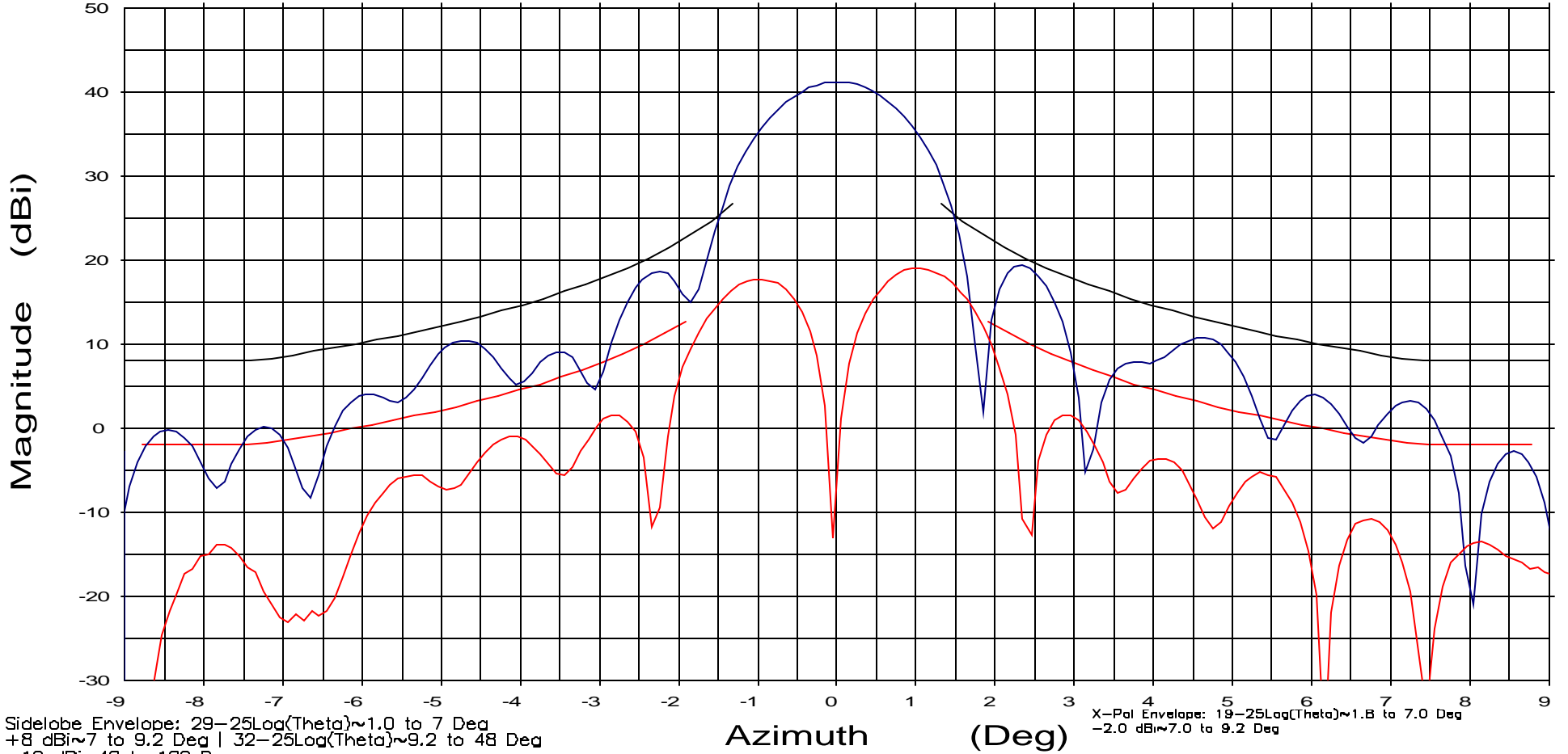
Cal. file units
108400.dat dBi
108402.dat dBi

Beam Peak
Deg dB
-0.02 40.93
1.05 16.47

Operator: D. Lutz
Ser. no.: 070902
Channel: ch1

Tx pol: Horiz.

Rx pol: Horiz.



Sidelobe Envelope: $29 - 25\text{Log}(\text{Theta}) \sim 1.0$ to 7 Deg
+8 dBi ~ 7 to 9.2 Deg | $32 - 25\text{Log}(\text{Theta}) \sim 9.2$ to 48 Deg
-10 dBi ~ 48 to 180 Deg

X-Pol Envelope: $19 - 25\text{Log}(\text{Theta}) \sim 1.8$ to 7.0 Deg
-2.0 dBi ~ 7.0 to 9.2 Deg

Azimuth (Deg)

Overlays
108400.dat-ant_under_test — blue line
108402.dat-ant_under_test — red line

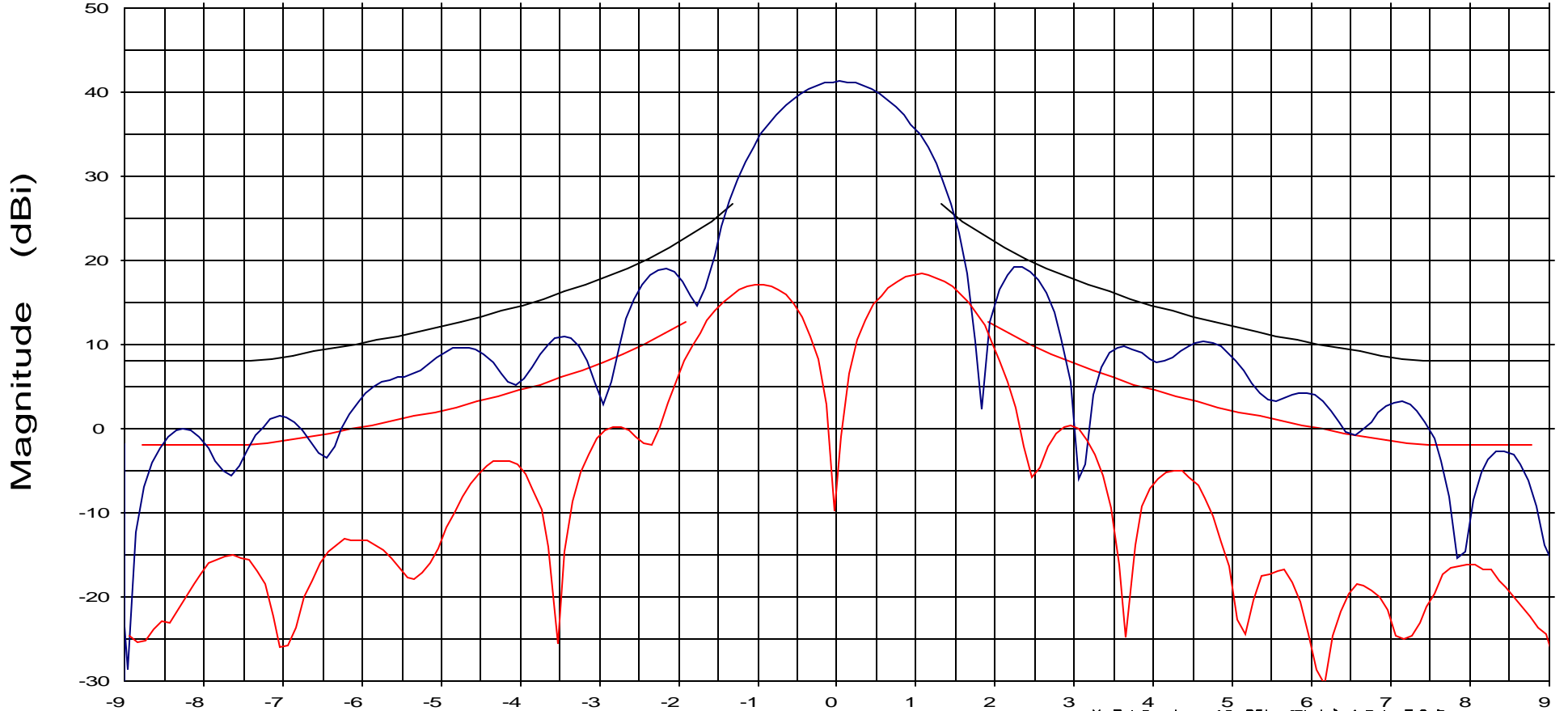
Cal. file
108400.dat dBi
108402.dat dBi

Beam Peak
Deg dB
0.01 41.13
1.04 18.98

Operator: D. Lutz
Ser. no.: 070902
Channel: ch1

Tx pol: Horiz.

Rx pol: Horiz.



Sidelobe Envelope: $29 - 25 \log(\theta) \sim 1.0$ to 7 Deg
 $+8$ dBi ~ 7 to 9.2 Deg | $32 - 25 \log(\theta) \sim 9.2$ to 48 Deg
 -10 dBi ~ 48 to 180 Deg

X-Pol Envelope: $19 - 25 \log(\theta) \sim 1.8$ to 7.0 Deg
 -2.0 dBi ~ 7.0 to 9.2 Deg

Overlays
 108400.dat-ant_under_test — blue line
 108402.dat-ant_under_test — red line

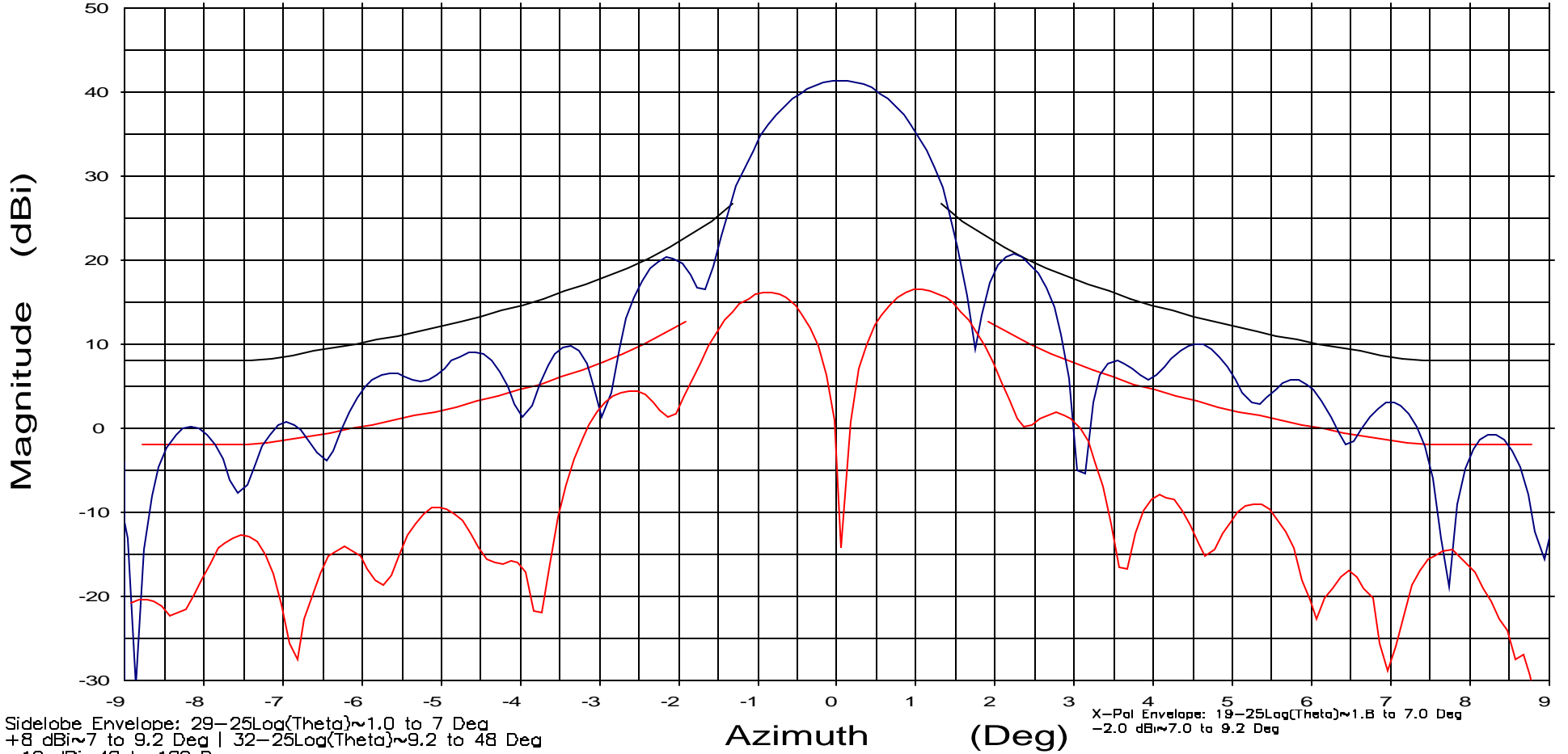
Cal. file	units
108400.dat	dBi
108402.dat	dBi

Beam Peak	
Deg	dB
0.04	41.18
1.08	18.32

Operator: D. Lutz
Ser. no.: 070902
Channel: ch1

Tx pol: Horiz.

Rx pol: Horiz.



Overlays
 108400.dat-ant_under_test — blue line
 108402.dat-ant_under_test — red line

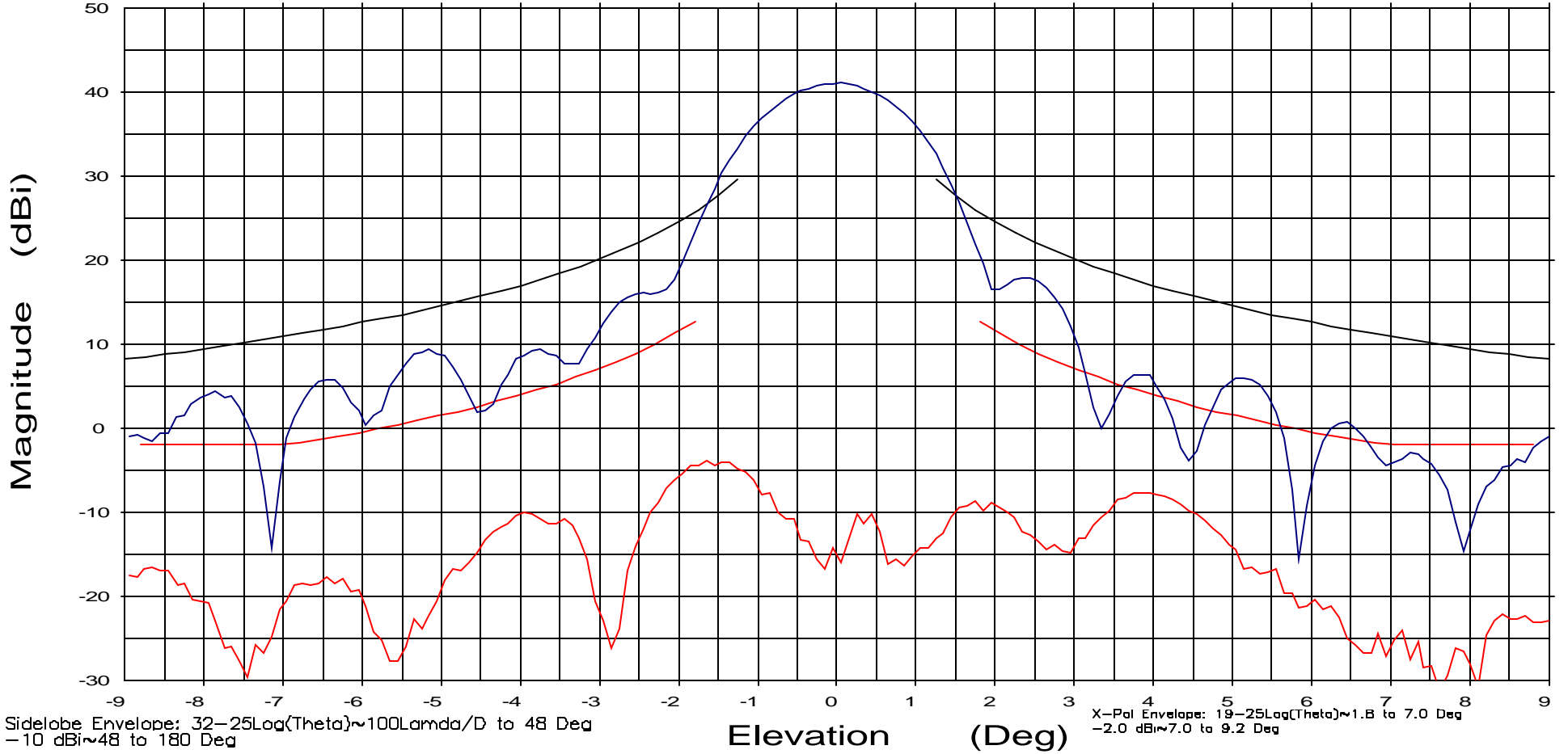
Cal. file units
 108400.dat dBi
 108402.dat dBi

Beam Peak
 Deg dB
 0.03 41.33
 1.08 16.49

Operator: D. Lutz
Ser. no.: 070902
Channel: ch1

Tx pol: Horiz.

Rx pol: Horiz.



Sidelobe Envelope: $32 - 25 \log(\theta) \sim 100 \lambda / D$ to 48 Deg
-10 dBi ~ 48 to 180 Deg

X-Pol Envelope: $19 - 25 \log(\theta) \sim 1.8$ to 7.0 Deg
-2.0 dBi ~ 7.0 to 9.2 Deg

Overlays
108401.dat-ant_under_test — blue line
108405.dat-ant_under_test — red line

Cal. file
108401.dat
108405.dat

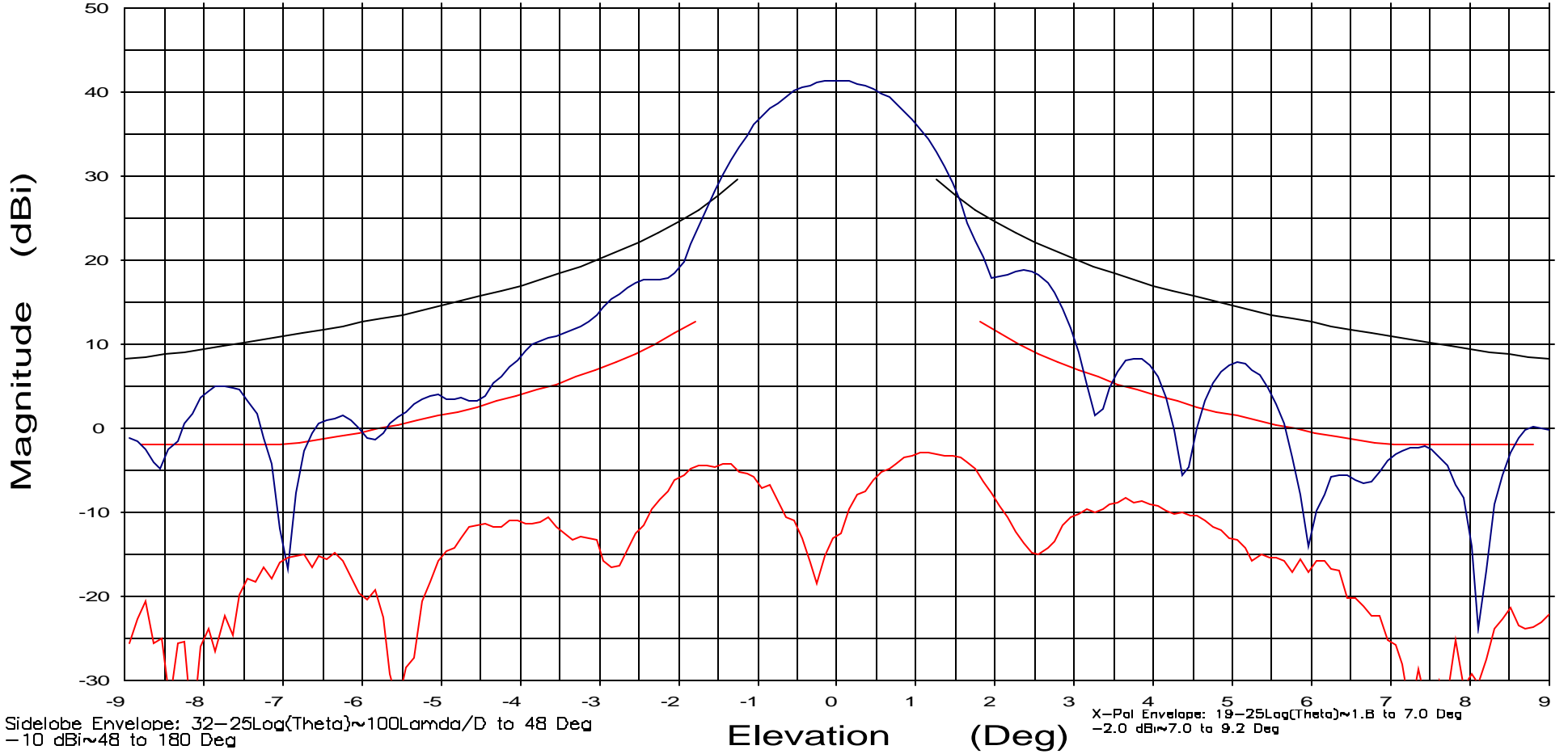
units
dBi
dBi

Beam Peak	
Deg	dB
-0.02	40.98
-1.57	-4.24

Operator: D. Lutz
Ser. no.: 070902
Channel: ch1

Tx pol: Horiz.

Rx pol: Horiz.



Overlays
 108401.dat-ant_under_test — blue line
 108405.dat-ant_under_test — red line

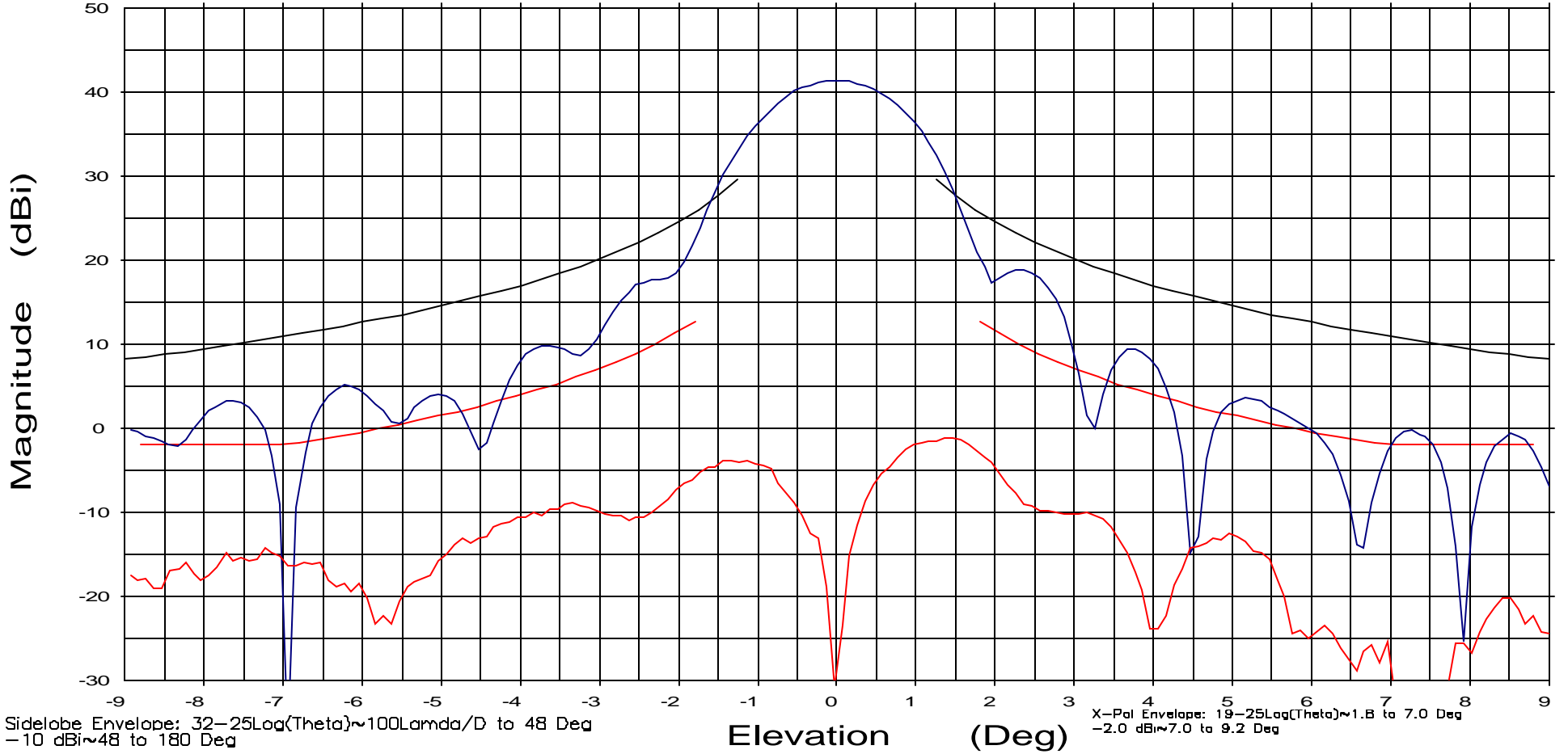
Cal. file units
 108401.dat dBi
 108405.dat dBi

Beam Peak
 Deg dB
 -0.01 41.33
 1.15 -2.88

Operator: D. Lutz
Ser. no.: 070902
Channel: ch1

Tx pol: Horiz.

Rx pol: Horiz.



Sidelobe Envelope: $32 - 25 \log(\theta) \sim 100 \lambda / D$ to 48 Deg
-10 dBi \sim 48 to 180 Deg

X-Pol Envelope: $19 - 25 \log(\theta) \sim 1.8$ to 7.0 Deg
-2.0 dBi \sim 7.0 to 9.2 Deg

Overlays
108401.dat-ant_under_test — blue line
108405.dat-ant_under_test — red line

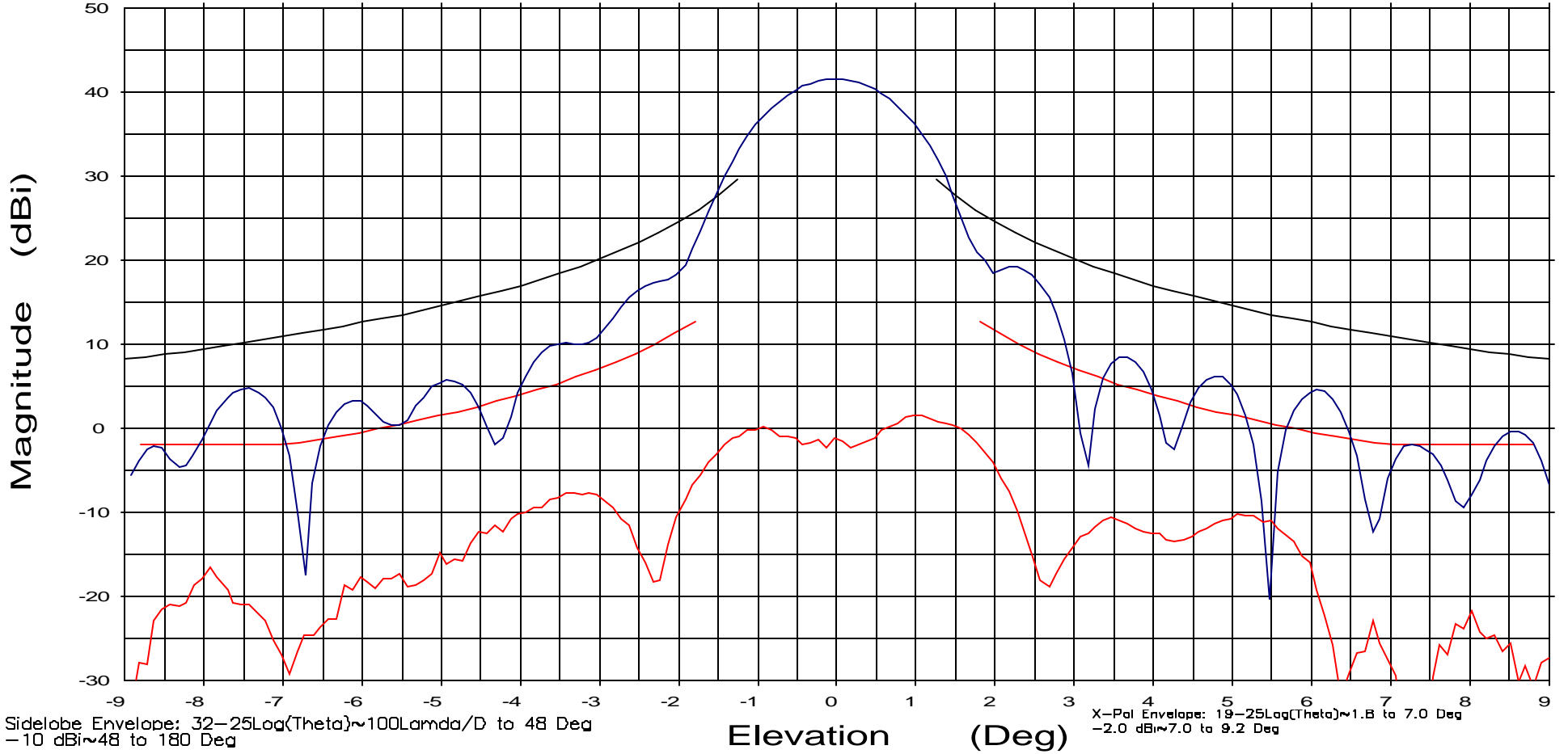
Cal. file
108401.dat
108405.dat

units	Beam Peak Deg	dB
dBi	-0.01	41.36
dBi	1.34	-1.31

Operator: D. Lutz
Ser. no.: 070902
Channel: ch1

Tx pol: Horiz.

Rx pol: Horiz.



Sidelobe Envelope: $32 - 25 \log(\theta) \sim 100 \lambda/D$ to 48 Deg
-10 dBi ~ 48 to 180 Deg

X-Pol Envelope: $19 - 25 \log(\theta) \sim 1.8$ to 7.0 Deg
-2.0 dBi ~ 7.0 to 9.2 Deg

Elevation (Deg)

Overlays

108401.dat-ant_under_test	—
108405.dat-ant_under_test	—

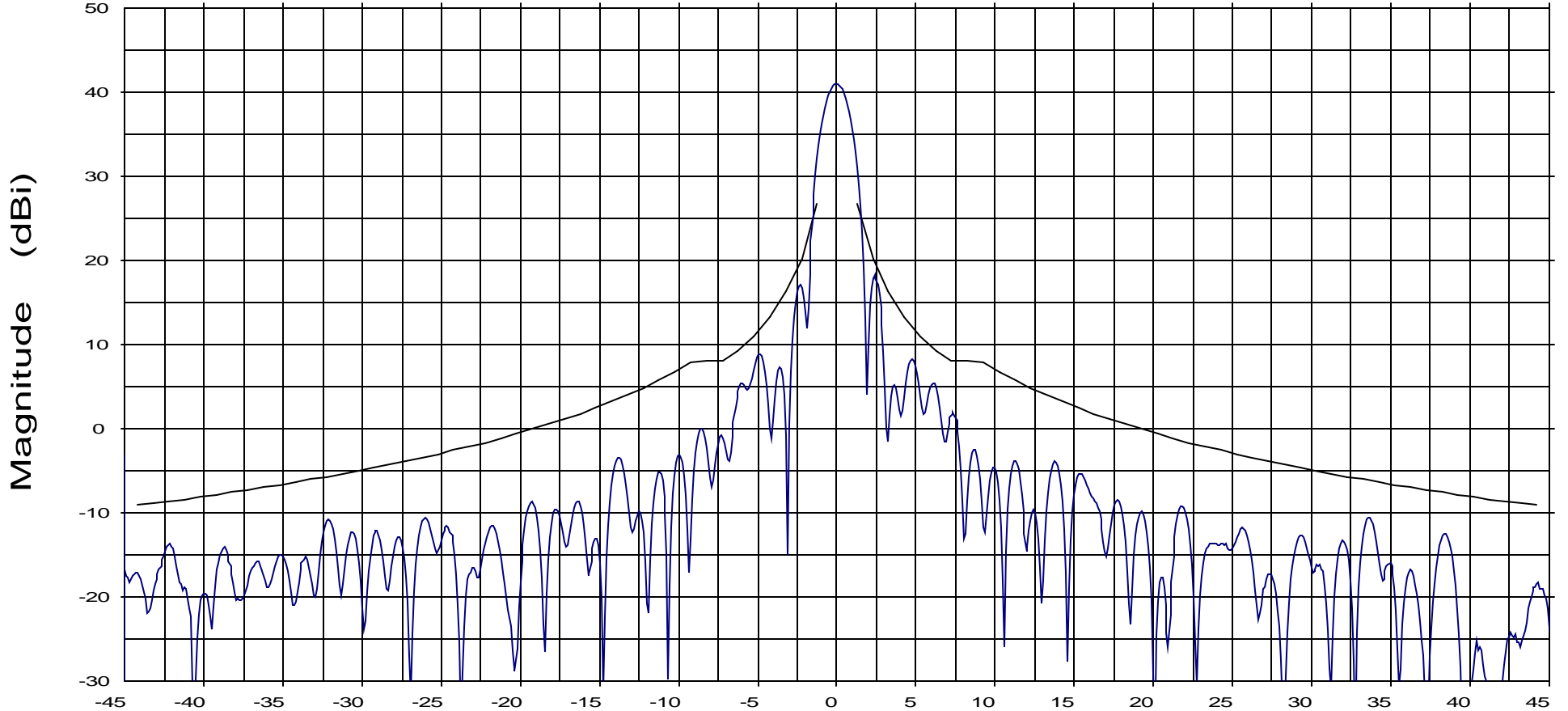
Cal. file	units
108401.dat	dBi
108405.dat	dBi

Beam Peak	
Deg	dB
-0.01	41.52
1.06	1.52

Operator: D. Lutz
Ser. no.: 070902
Channel: ch1

Tx pol: Horiz.

Rx pol: Horiz.



Sidelobe Envelope: $29 - 25 \log(\theta) \approx 1.0$ to 7 Deg
 $+8$ dBi ≈ 7 to 9.2 Deg | $32 - 25 \log(\theta) \approx 9.2$ to 48 Deg
 -10 dBi ≈ 48 to 180 Deg

Azimuth (Deg)

Overlays
108400.dat-ant_under_test —

Cal. file
108400.dat

units
dBi

Beam Peak
 Deg dB
 -0.02 40.93

File: See Legend

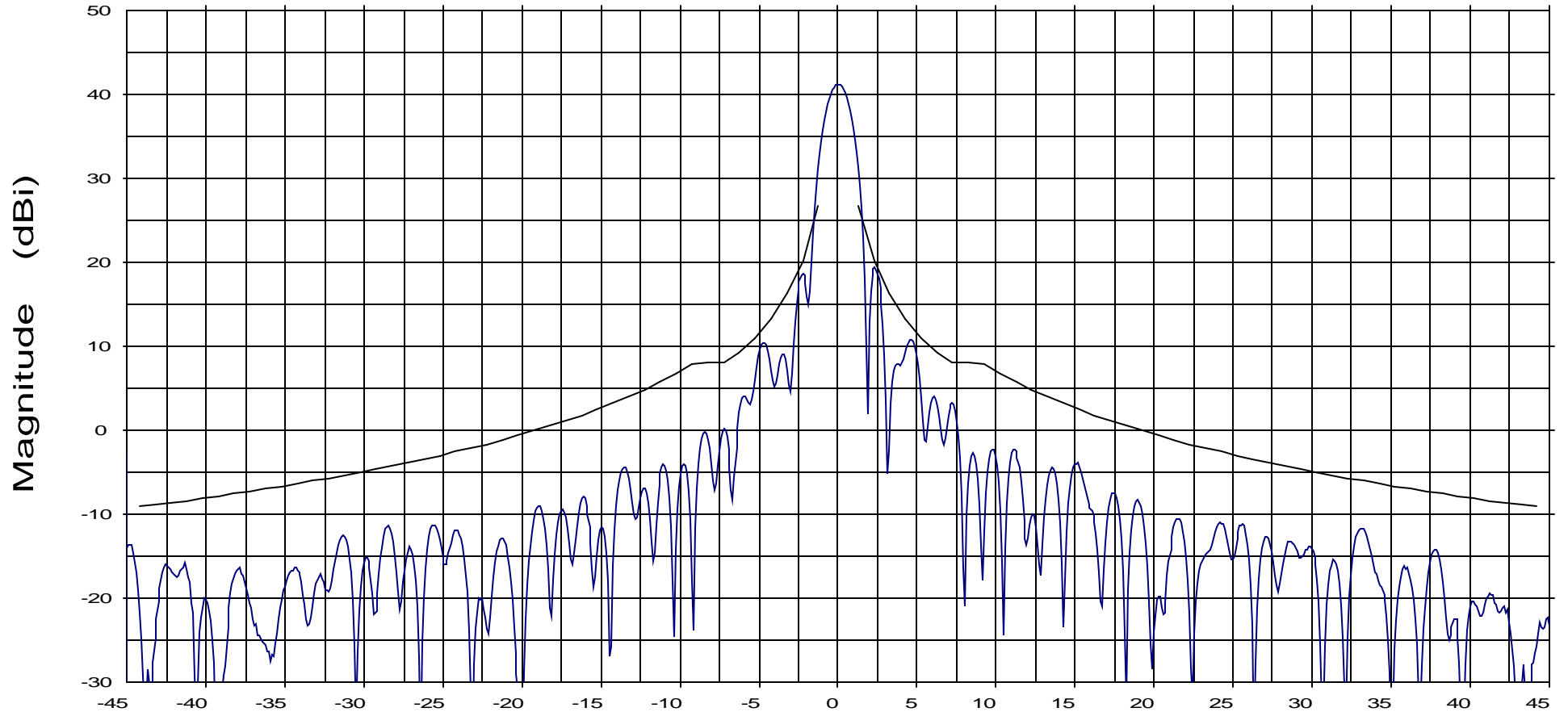
98cm Ku-Band Rx/Tx Antenna System

Frequency : 14.000 GHz

Operator: D. Lutz
Ser. no.: 070902
Channel: ch1

Tx pol: Horiz.

Rx pol: Horiz.



Sidelobe Envelope: $29 - 25 \log(\theta) \approx 1.0$ to 7 Deg
 $+8$ dBi ≈ 7 to 9.2 Deg | $32 - 25 \log(\theta) \approx 9.2$ to 48 Deg
 -10 dBi ≈ 48 to 180 Deg

Azimuth (Deg)

Overlays
108400.dat-ant_under_test —

Cal. file
108400.dat

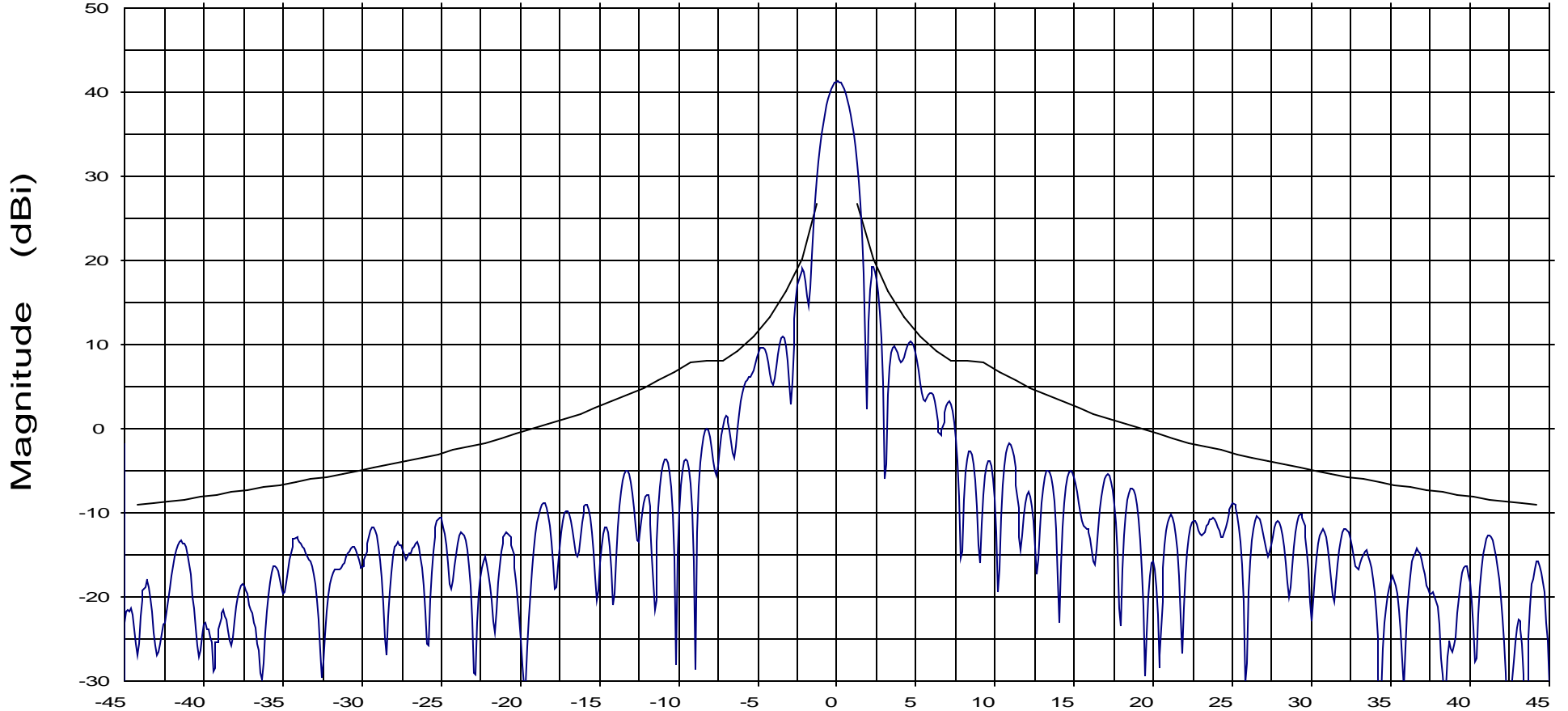
units
dBi

Beam Peak
Deg dB
0.01 41.13

Operator: D. Lutz
Ser. no.: 070902
Channel: ch1

Tx pol: Horiz.

Rx pol: Horiz.



Sidelobe Envelope: $29 - 25 \log(\theta) \sim 1.0$ to 7 Deg
 $+8$ dBi ~ 7 to 9.2 Deg | $32 - 25 \log(\theta) \sim 9.2$ to 48 Deg
 -10 dBi ~ 48 to 180 Deg

Azimuth (Deg)

Overlays
108400.dat-ant_under_test —

Cal. file
108400.dat

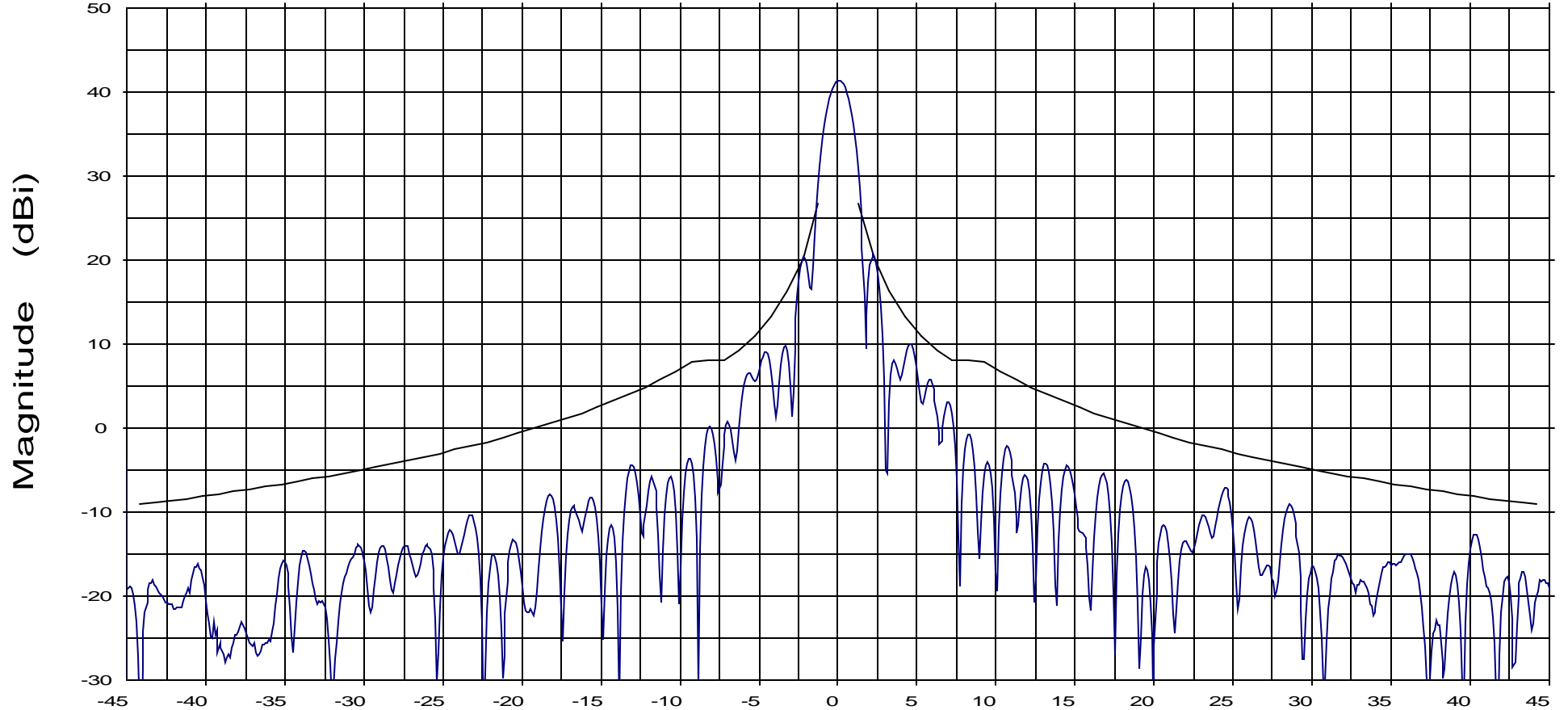
units
dBi

Beam Peak
 Deg dB
 0.04 41.18

Operator: D. Lutz
Ser. no.: 070902
Channel: ch1

Tx pol: Horiz.

Rx pol: Horiz.



Sidelobe Envelope: $29 - 25 \log(\theta) \sim 1.0$ to 7 Deg
 $+8$ dBi ~ 7 to 9.2 Deg | $32 - 25 \log(\theta) \sim 9.2$ to 48 Deg
 -10 dBi ~ 48 to 180 Deg

Azimuth (Deg)

Overlays
108400.dat-ant_under_test —

Cal. file
108400.dat

units
dBi

Beam Peak
 Deg dB
 0.03 41.33

File: See Legend

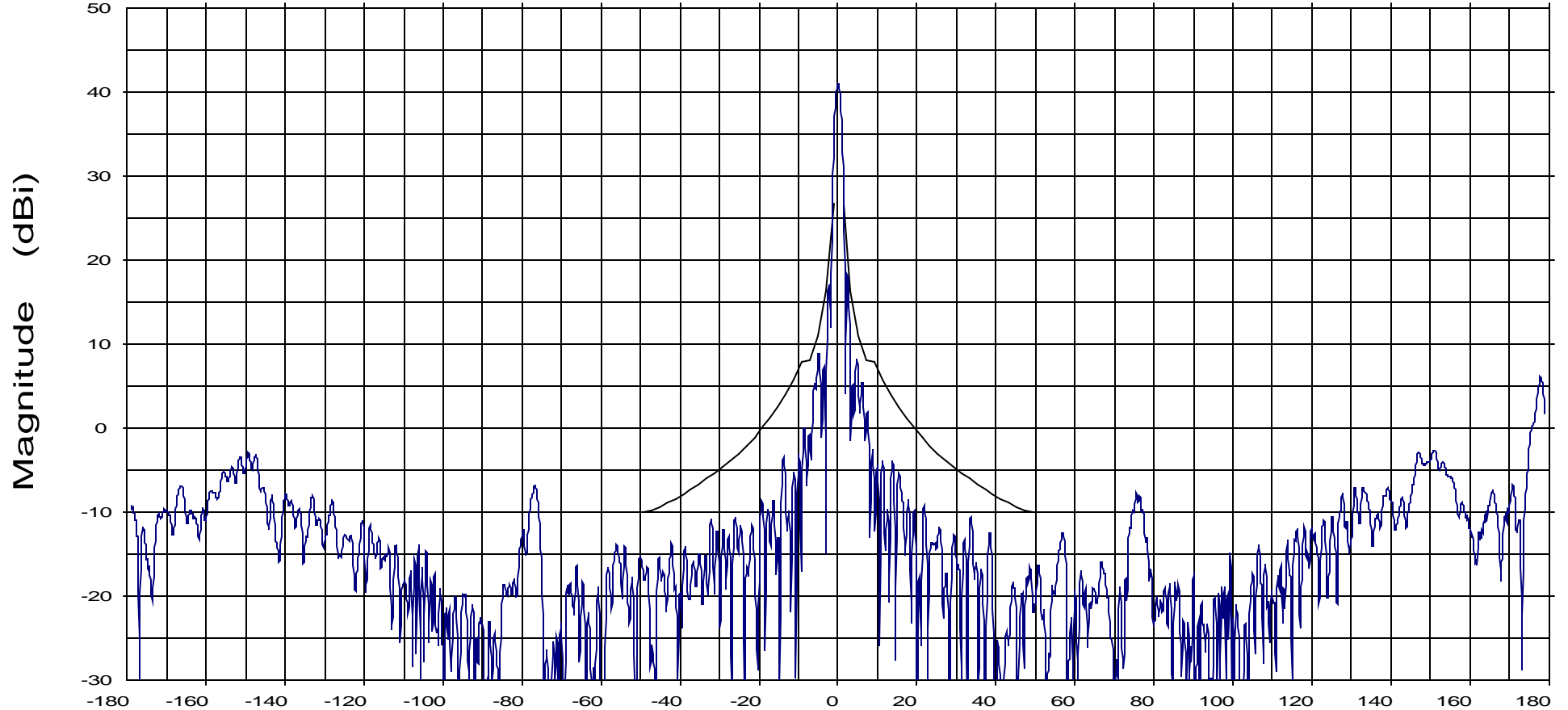
98cm Ku-Band Rx/Tx Antenna System

Frequency : 13.750 GHz

Operator: D. Lutz
Ser. no.: 070902
Channel: ch1

Tx pol: Horiz.

Rx pol: Horiz.



Sidelobe Envelope: $29 - 25 \log(\theta) \sim 1.0$ to 7 Deg
 $+8$ dBi ~ 7 to 9.2 Deg | $32 - 25 \log(\theta) \sim 9.2$ to 48 Deg
 -10 dBi ~ 48 to 180 Deg

Azimuth (Deg)

Overlays
 108400.dat-ant_under_test —

Cal. file
 108400.dat

units
 dBi

Beam Peak
 Deg dB
 -0.02 40.93

File: See Legend

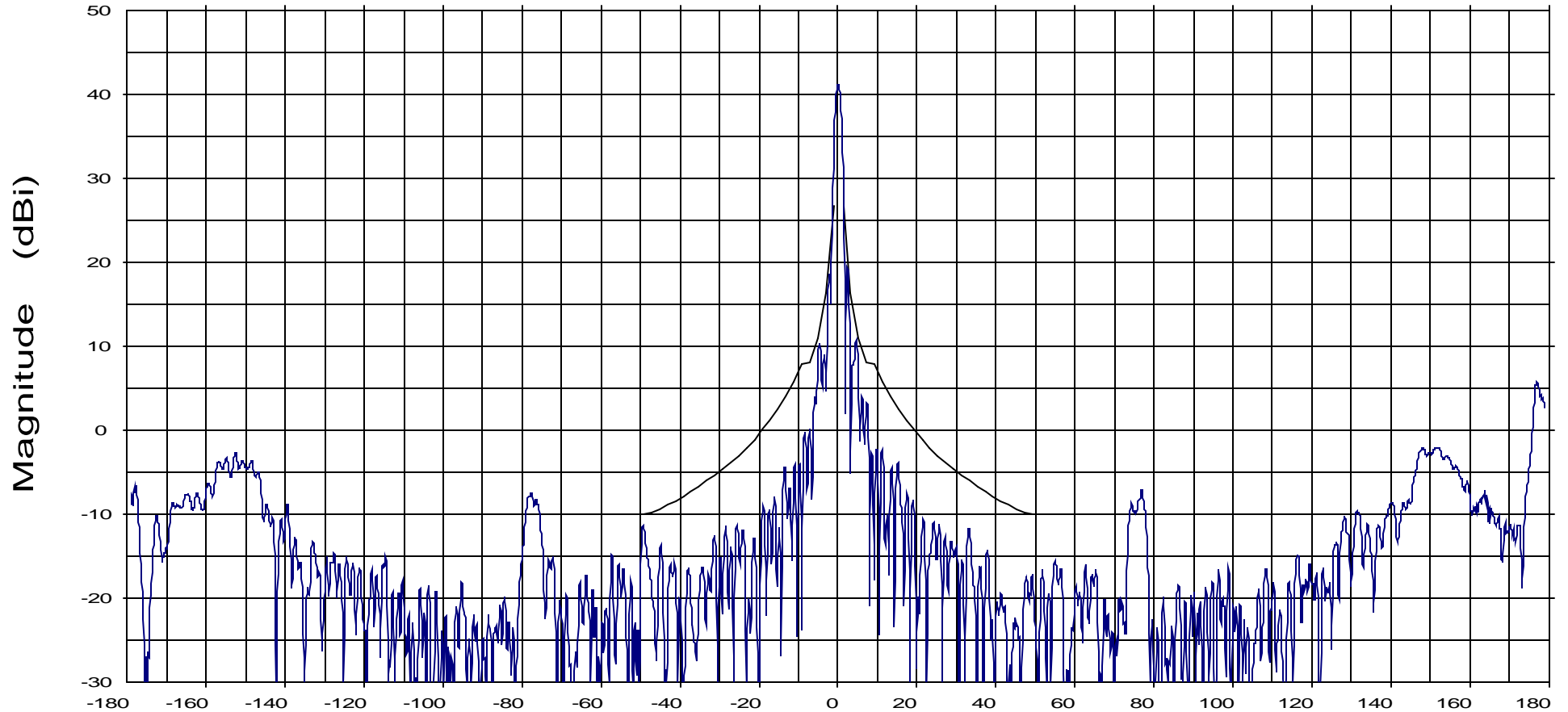
98cm Ku-Band Rx/Tx Antenna System

Frequency : 14.000 GHz

Operator: D. Lutz
Ser. no.: 070902
Channel: ch1

Tx pol: Horiz.

Rx pol: Horiz.



Sidelobe Envelope: $29 - 25 \log(\theta) \sim 1.0$ to 7 Deg
 $+8$ dBi ~ 7 to 9.2 Deg | $32 - 25 \log(\theta) \sim 9.2$ to 48 Deg
 -10 dBi ~ 48 to 180 Deg

Azimuth (Deg)

Overlays
108400.dat-ant_under_test —

Cal. file
108400.dat

units
dBi

Beam Peak
Deg dB
0.01 41.13

File: See Legend

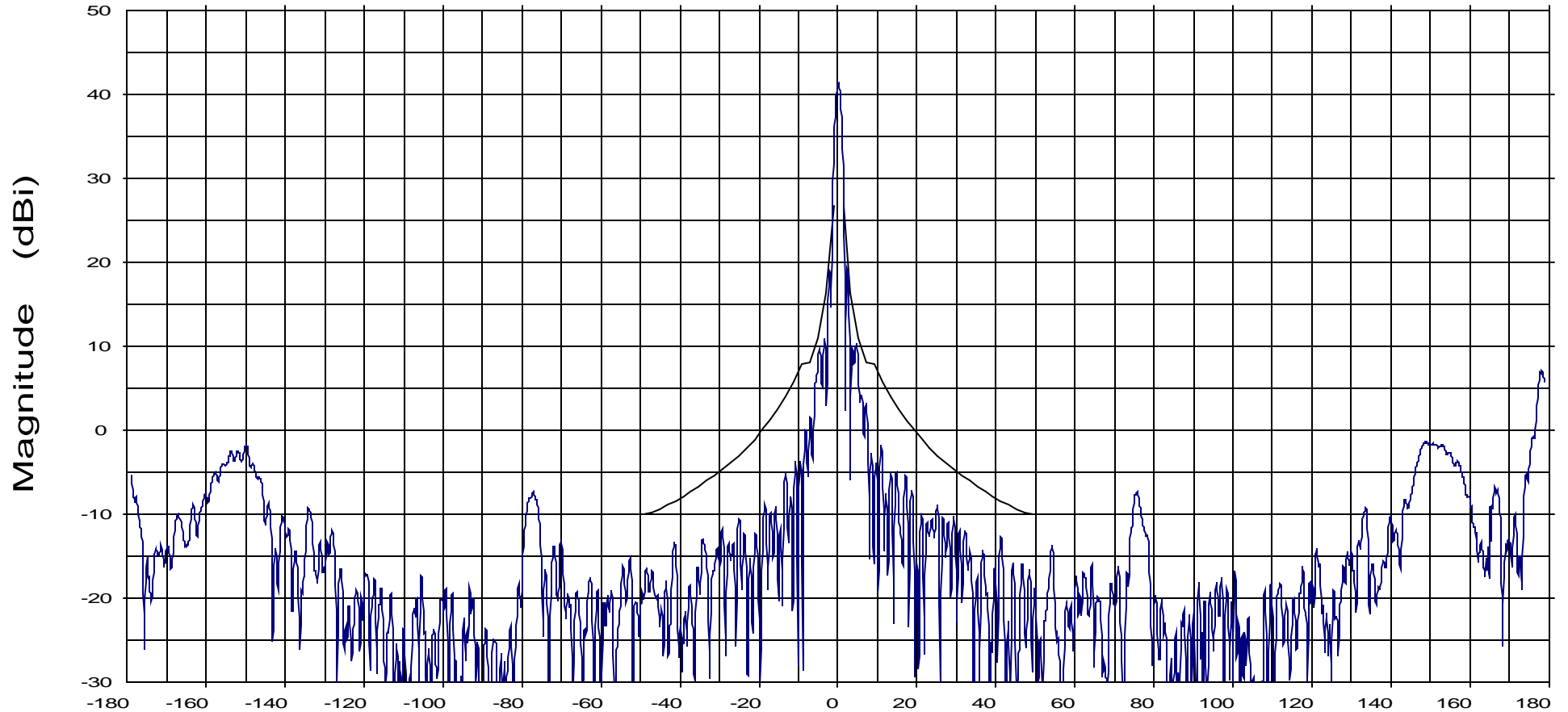
98cm Ku-Band Rx/Tx Antenna System

Frequency : 14.250 GHz

Operator: D. Lutz
Ser. no.: 070902
Channel: ch1

Tx pol: Horiz.

Rx pol: Horiz.



Sidelobe Envelope: $29 - 25 \log(\theta) \sim 1.0$ to 7 Deg
 $+8$ dBi ~ 7 to 9.2 Deg | $32 - 25 \log(\theta) \sim 9.2$ to 48 Deg
 -10 dBi ~ 48 to 180 Deg

Azimuth (Deg)

Overlays
108400.dat-ant_under_test —

Cal. file
108400.dat

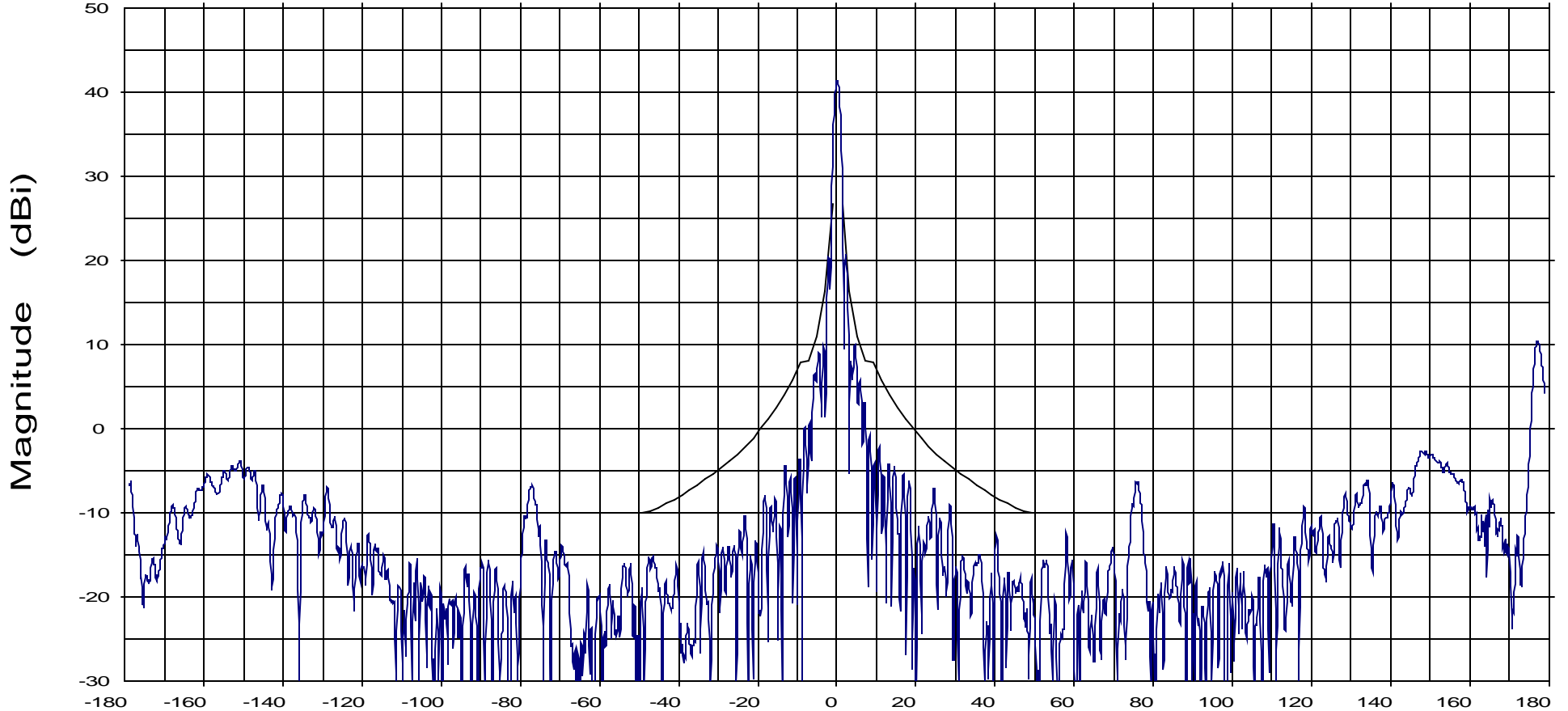
units
dBi

Beam Peak
Deg dB
0.04 41.18

Operator: D. Lutz
Ser. no.: 070902
Channel: ch1

Tx pol: Horiz.

Rx pol: Horiz.



Sidelobe Envelope: $29 - 25 \log(\theta) \sim 1.0$ to 7 Deg
 $+8$ dBi ~ 7 to 9.2 Deg | $32 - 25 \log(\theta) \sim 9.2$ to 48 Deg
 -10 dBi ~ 48 to 180 Deg

Azimuth (Deg)

Overlays
108400.dat-ant_under_test —

Cal. file
108400.dat

units
dBi

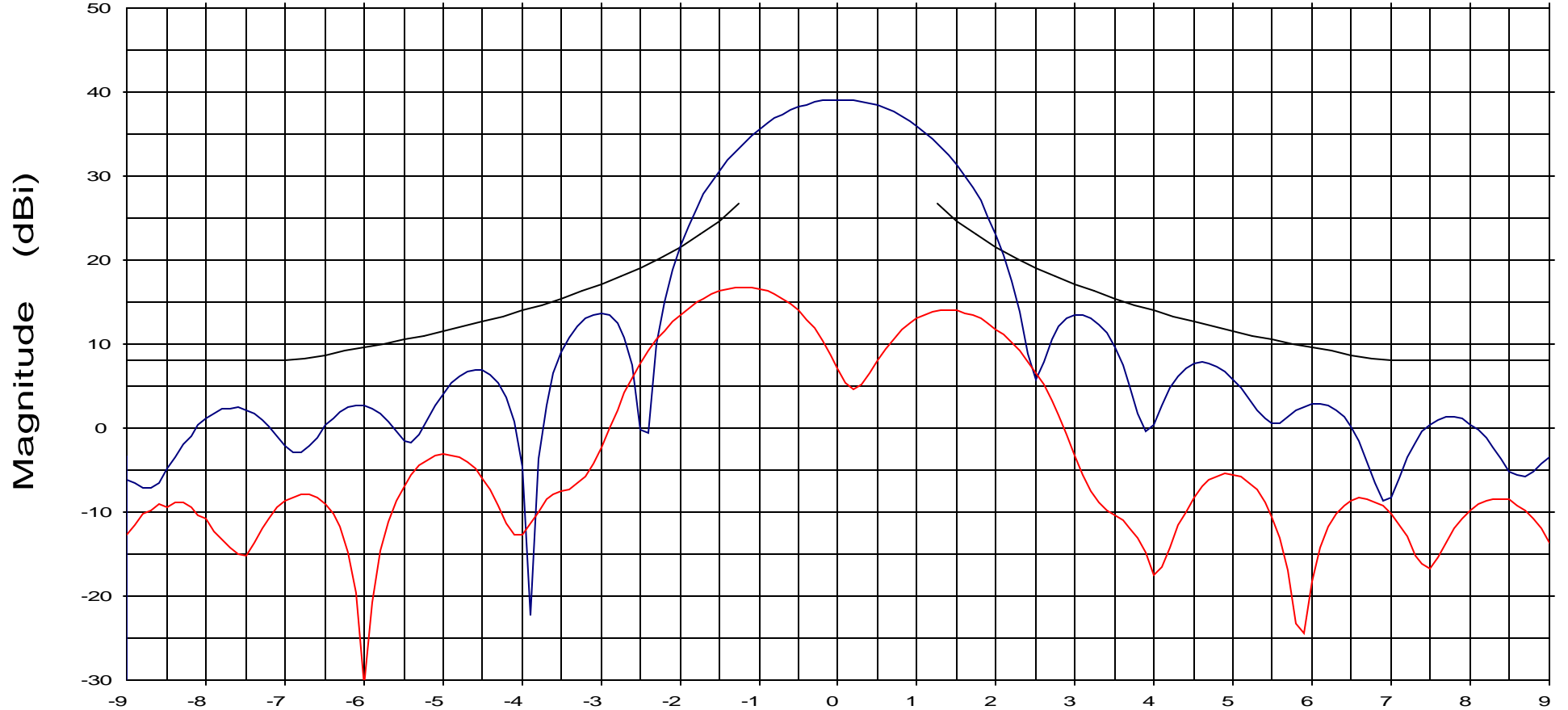
Beam Peak	
Deg	dB
0.03	41.33

Section VI

Operator: D. Lutz
Ser. no.: 070902
Channel: ch1

Tx pol: Vert.

Rx pol: Vert.



Sidelobe Envelope: $29 - 25 \log(\theta) \sim 1.0$ to 7 Deg
+8 dBi ~ 7 to 9.2 Deg | $32 - 25 \log(\theta) \sim 9.2$ to 48 Deg
-10 dBi ~ 48 to 180 Deg

Azimuth (Deg)

Overlays
108407.dat-ant_under_test — blue line
108410.dat-ant_under_test — red line

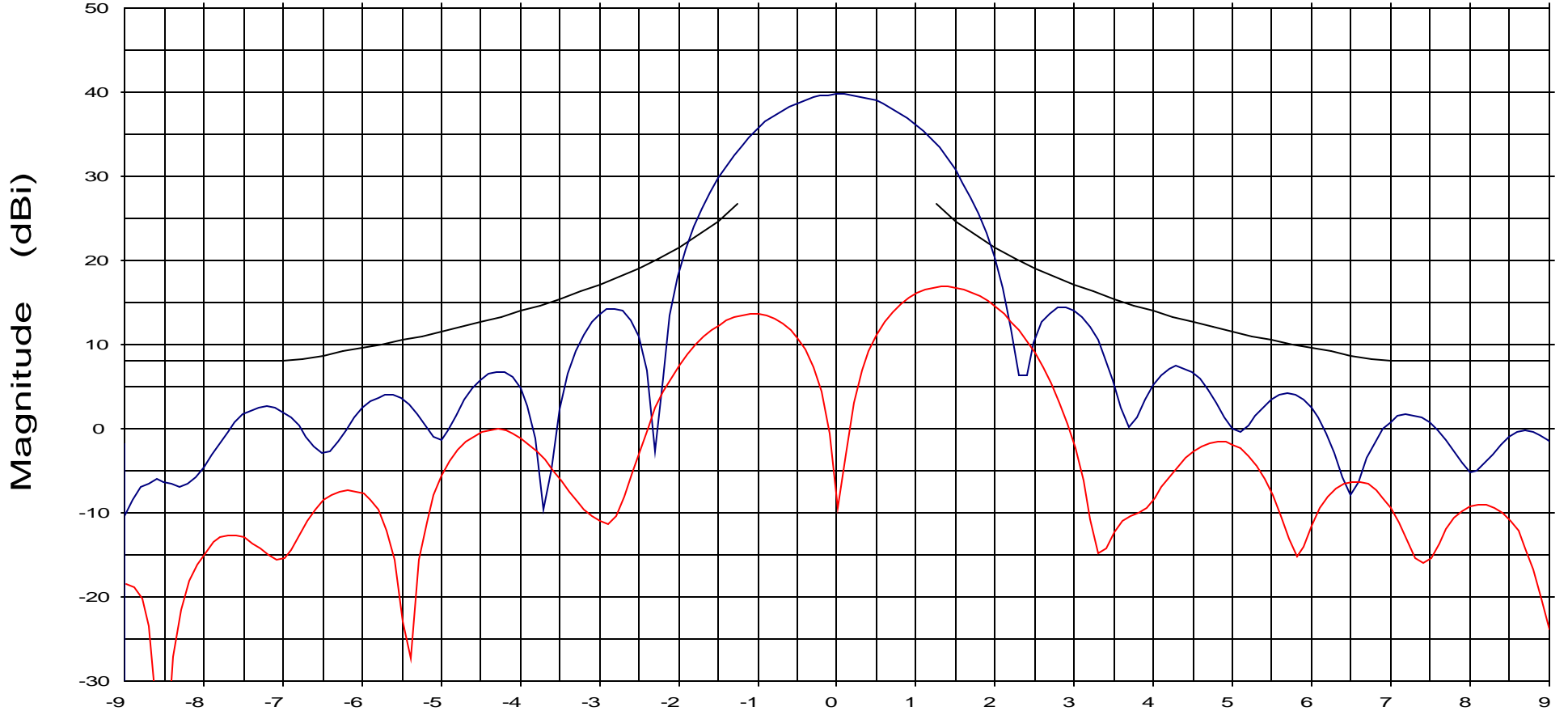
Cal. file units
108407.dat dBi
108410.dat dBi

Beam Peak
Deg dB
0.02 39.04
-1.23 16.64

Operator: D. Lutz
Ser. no.: 070902
Channel: ch1

Tx pol: Vert.

Rx pol: Vert.



Sidelobe Envelope: $29 - 25 \log(\theta) \sim 1.0$ to 7 Deg
 $+8$ dBi ~ 7 to 9.2 Deg | $32 - 25 \log(\theta) \sim 9.2$ to 48 Deg
 -10 dBi ~ 48 to 180 Deg

Azimuth (Deg)

Overlays
 108407.dat-ant_under_test — blue line
 108412.dat-ant_under_test — red line

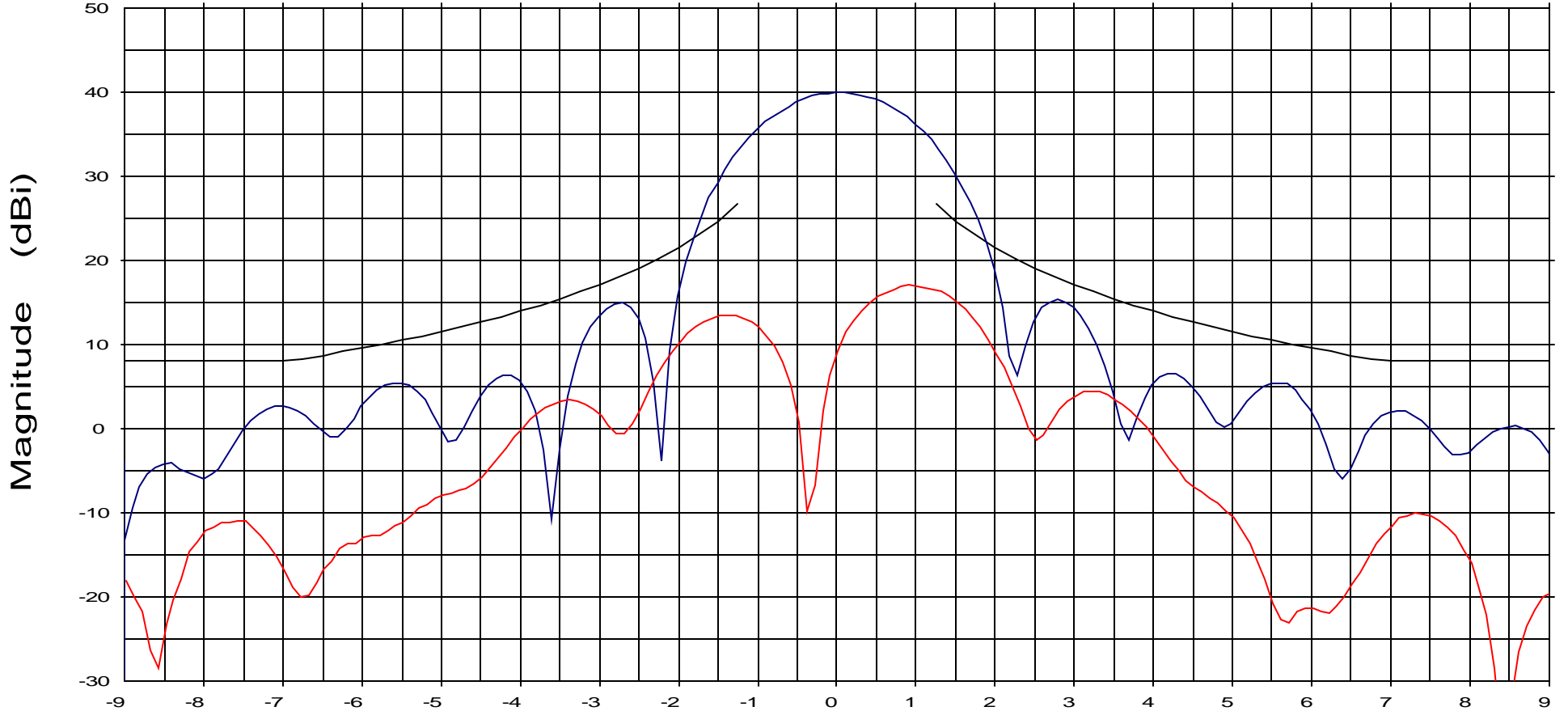
Cal. file	units
108407.dat	dBi
108412.dat	dBi

Beam Peak	
Deg	dB
0.03	39.66
1.39	16.84

Operator: D. Lutz
Ser. no.: 070902
Channel: ch1

Tx pol: Vert.

Rx pol: Vert.



Sidelobe Envelope: $29 - 25 \log(\theta) \sim 1.0$ to 7 Deg
 $+8$ dBi ~ 7 to 9.2 Deg | $32 - 25 \log(\theta) \sim 9.2$ to 48 Deg
 -10 dBi ~ 48 to 180 Deg

Overlays
108407.dat-ant_under_test — blue line
108410.dat-ant_under_test — red line

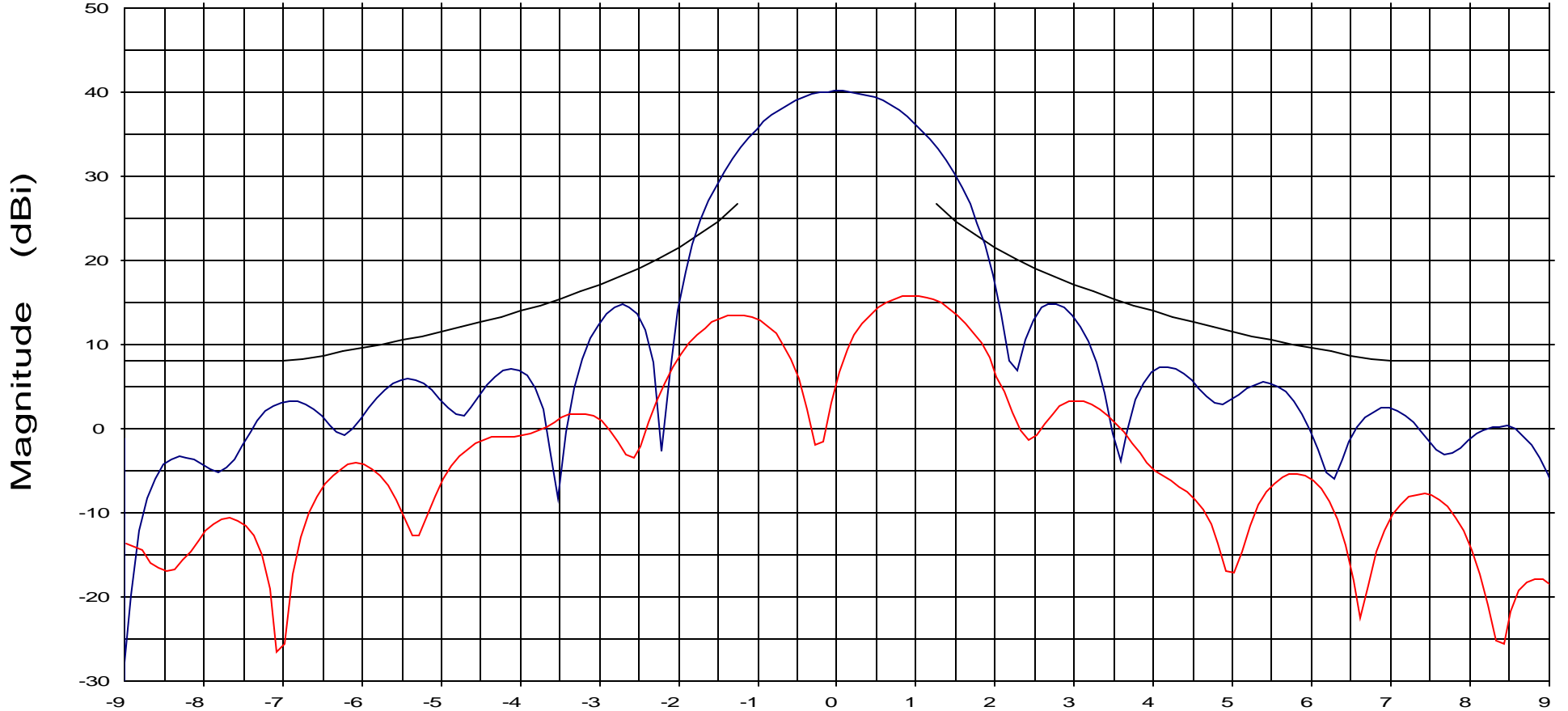
Cal. file units
108407.dat dBi
108410.dat dBi

Beam Peak	
Deg	dB
0.02	39.89
0.97	16.95

Operator: D. Lutz
Ser. no.: 070902
Channel: ch1

Tx pol: Vert.

Rx pol: Vert.



Sidelobe Envelope: $29 - 25 \log(\theta) \sim 1.0$ to 7 Deg
 $+8$ dBi ~ 7 to 9.2 Deg | $32 - 25 \log(\theta) \sim 9.2$ to 48 Deg
 -10 dBi ~ 48 to 180 Deg

Azimuth (Deg)

Overlays

108407.dat-ant_under_test	—
108410.dat-ant_under_test	—

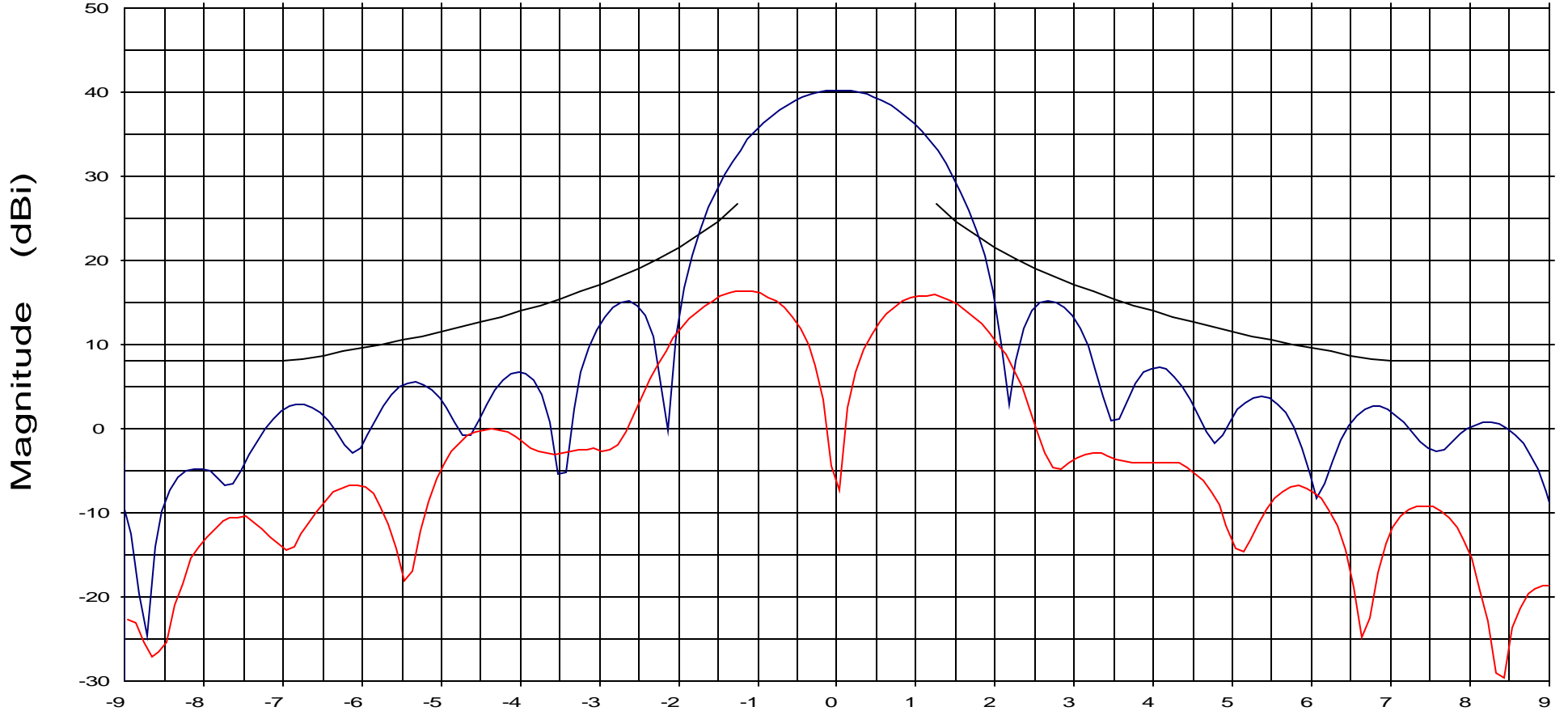
Cal. file	units
108407.dat	dBi
108410.dat	dBi

Beam Peak	Deg	dB
	0.02	40.10
	0.97	15.74

Operator: D. Lutz
Ser. no.: 070902
Channel: ch1

Tx pol: Vert.

Rx pol: Vert.



Sidelobe Envelope: $29 - 25 \log(\theta) \sim 1.0$ to 7 Deg
 $+8$ dBi ~ 7 to 9.2 Deg | $32 - 25 \log(\theta) \sim 9.2$ to 48 Deg
 -10 dBi ~ 48 to 180 Deg

Overlays
 108407.dat-ant_under_test — blue line
 108410.dat-ant_under_test — red line

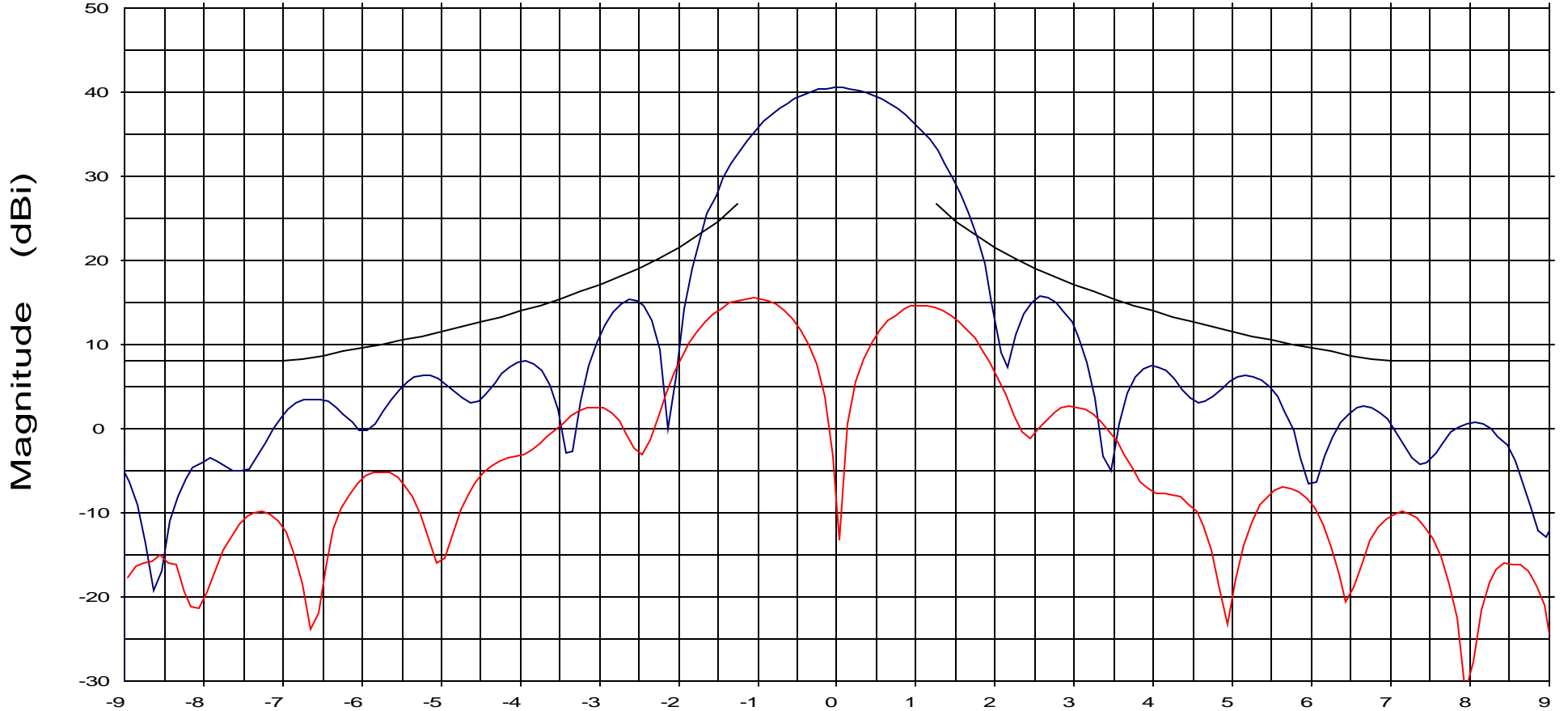
Cal. file	units
108407.dat	dBi
108410.dat	dBi

Beam Peak	
Deg	dB
0.01	40.16
-1.20	16.29

Operator: D. Lutz
Ser. no.: 070902
Channel: ch1

Tx pol: Vert.

Rx pol: Vert.



Sidelobe Envelope: $29 - 25 \log(\theta) \sim 1.0$ to 7 Deg
 $+8$ dBi ~ 7 to 9.2 Deg | $32 - 25 \log(\theta) \sim 9.2$ to 48 Deg
 -10 dBi ~ 48 to 180 Deg

Overlays
 108407.dat-ant_under_test — blue line
 108410.dat-ant_under_test — red line

Cal. file
 108407.dat
 108410.dat

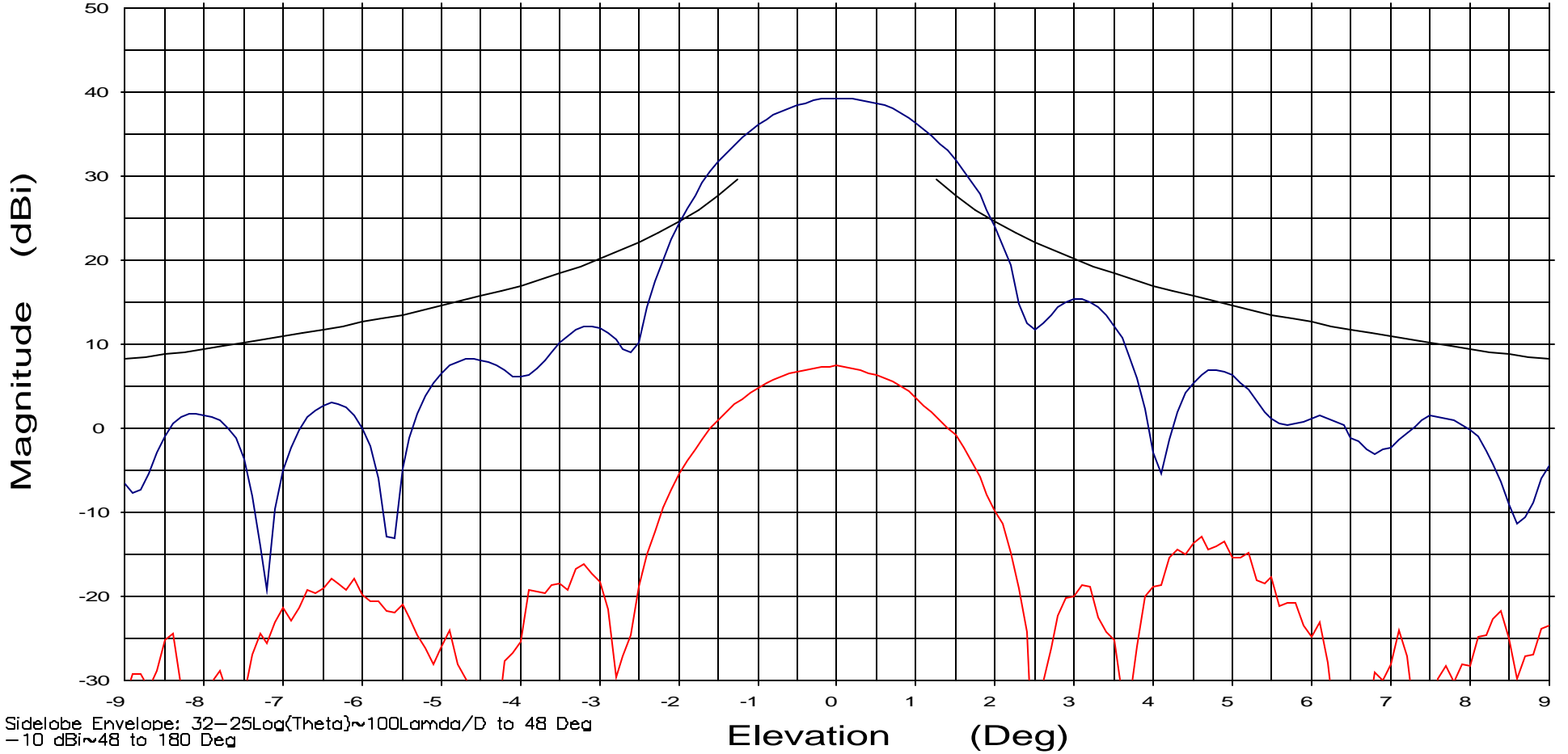
units
 dBi
 dBi

Beam Peak
 Deg dB
 0.02 40.45
 -1.10 15.49

Operator: D. Lutz
Ser. no.: 070902
Channel: ch1

Tx pol: Vert.

Rx pol: Vert.



Sidelobe Envelope: $32 - 25 \log(\theta) \sim 100 \lambda / D$ to 48 Deg
-10 dBi ~ 48 to 180 Deg

Overlays
 108409.dat-ant_under_test — blue line
 108411.dat-ant_under_test — red line

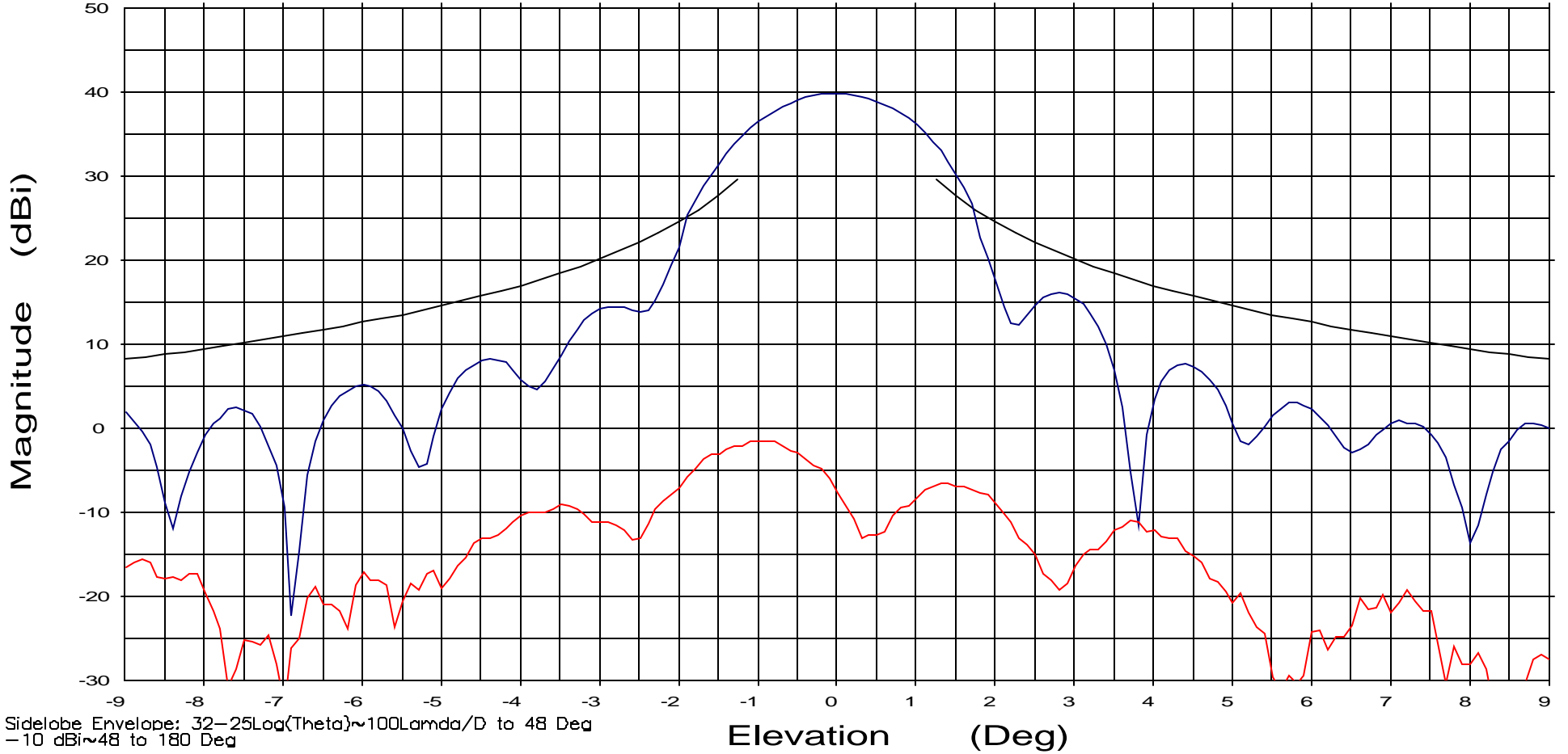
Cal. file units
 108409.dat dBi
 108411.dat dBi

Beam Peak
 Deg dB
 0.02 39.25
 -0.08 7.38

Operator: D. Lutz
Ser. no.: 070902
Channel: ch1

Tx pol: Vert.

Rx pol: Vert.



Sidelobe Envelope: 32-25Log(Theta)~100Lamda/D to 48 Deg
-10 dBi~48 to 180 Deg

Elevation (Deg)

Overlays

108408.dat-ant_under_test	—
108413.dat-ant_under_test	—

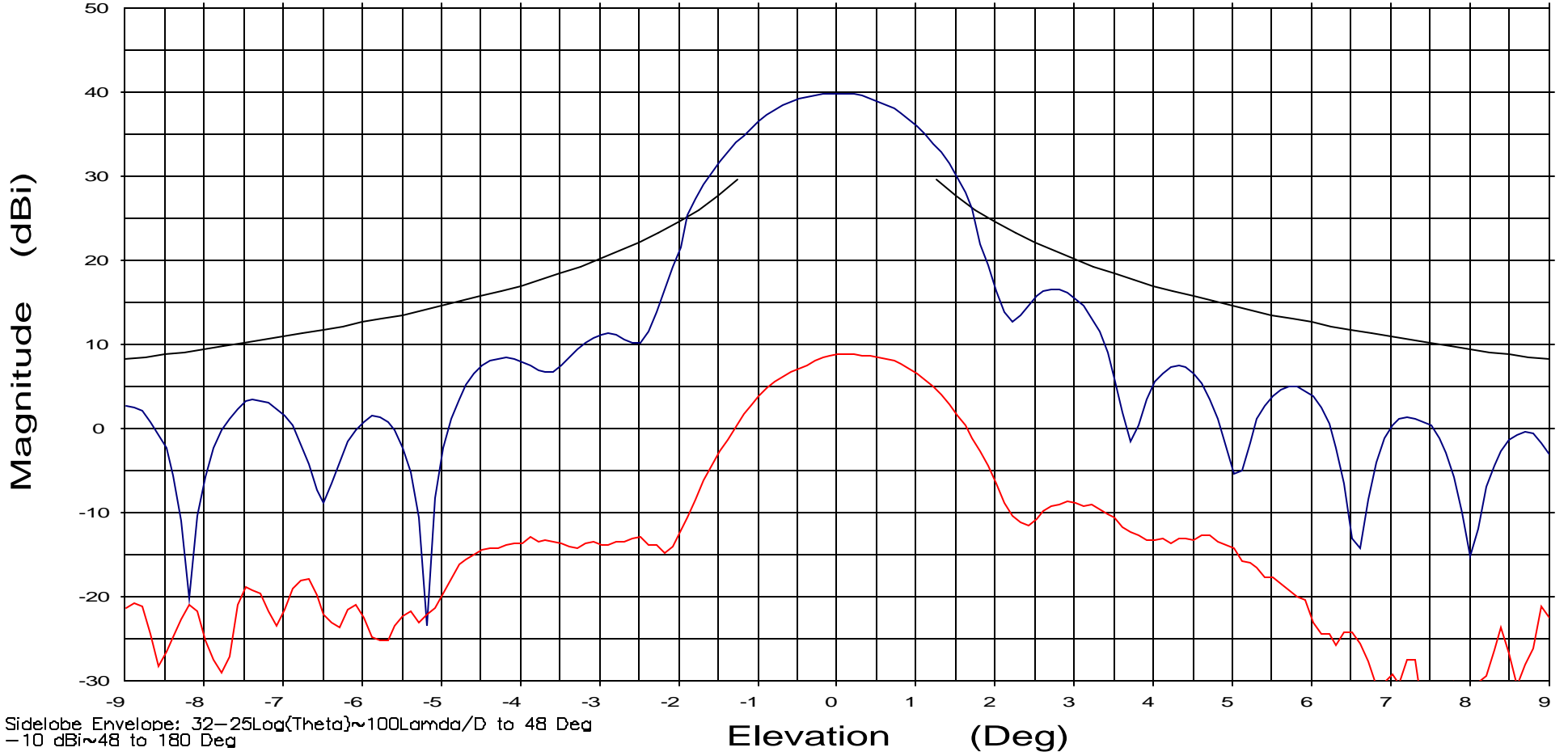
Cal. file	units
108408.dat	dBi
108413.dat	dBi

Beam Peak	
Deg	dB
-0.02	39.76
-1.03	-1.47

Operator: D. Lutz
Ser. no.: 070902
Channel: ch1

Tx pol: Vert.

Rx pol: Vert.



Sidelobe Envelope: $32 - 25 \log(\theta) \sim 100 \lambda / D$ to 48 Deg
 -10 dBi to 180 Deg

Overlays

108408.dat-ant_under_test	—
108411.dat-ant_under_test	—

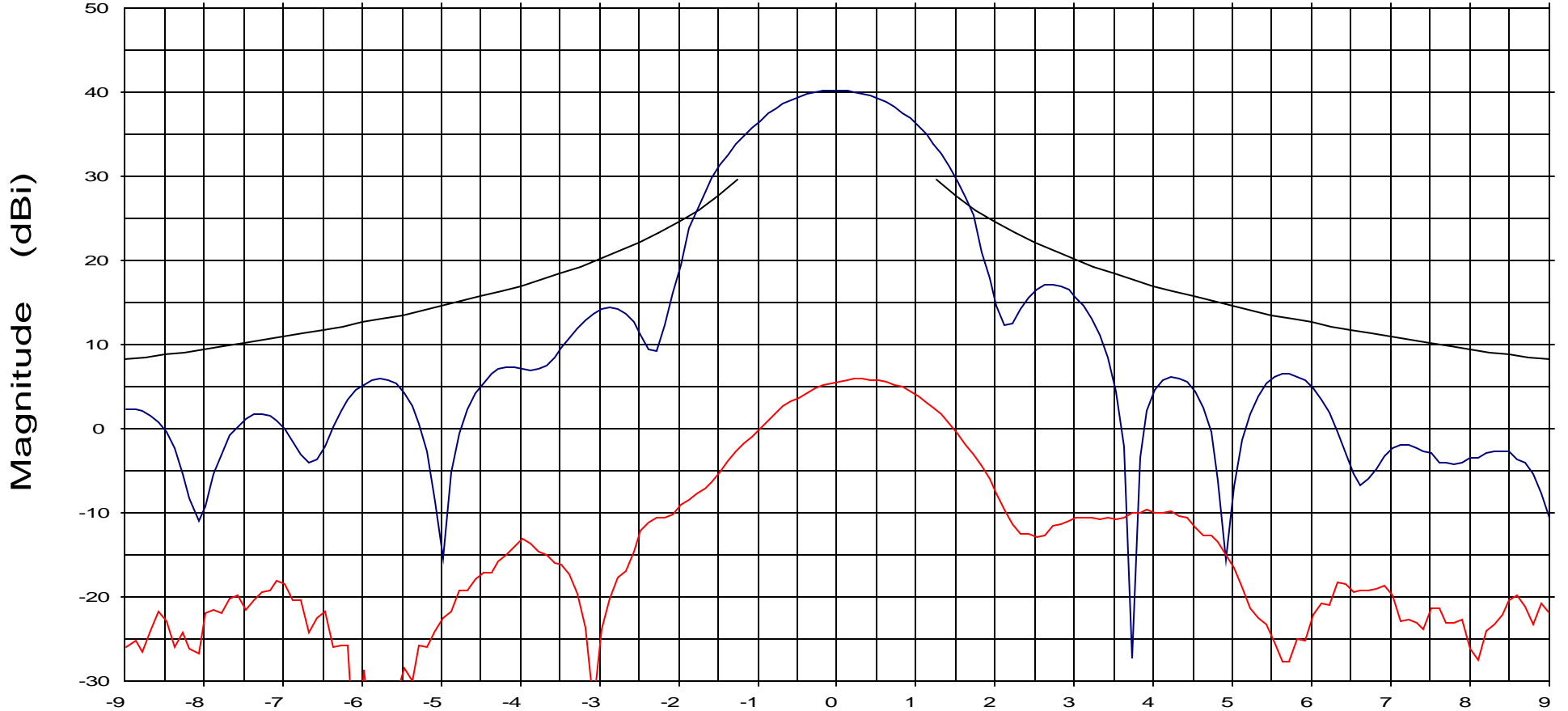
Cal. file	units
108408.dat	dBi
108411.dat	dBi

Beam Peak	
Deg	dB
-0.02	39.83
0.18	8.79

Operator: D. Lutz
Ser. no.: 070902
Channel: ch1

Tx pol: Vert.

Rx pol: Vert.



Sidelobe Envelope: $32 - 25 \log(\theta) \sim 100 \lambda / D$ to 48 Deg
-10 dBi ~ 48 to 180 Deg

Elevation (Deg)

Overlays

108408.dat-ant_under_test — blue line
108411.dat-ant_under_test — red line

Cal. file

108408.dat
108411.dat

units

dBi
dBi

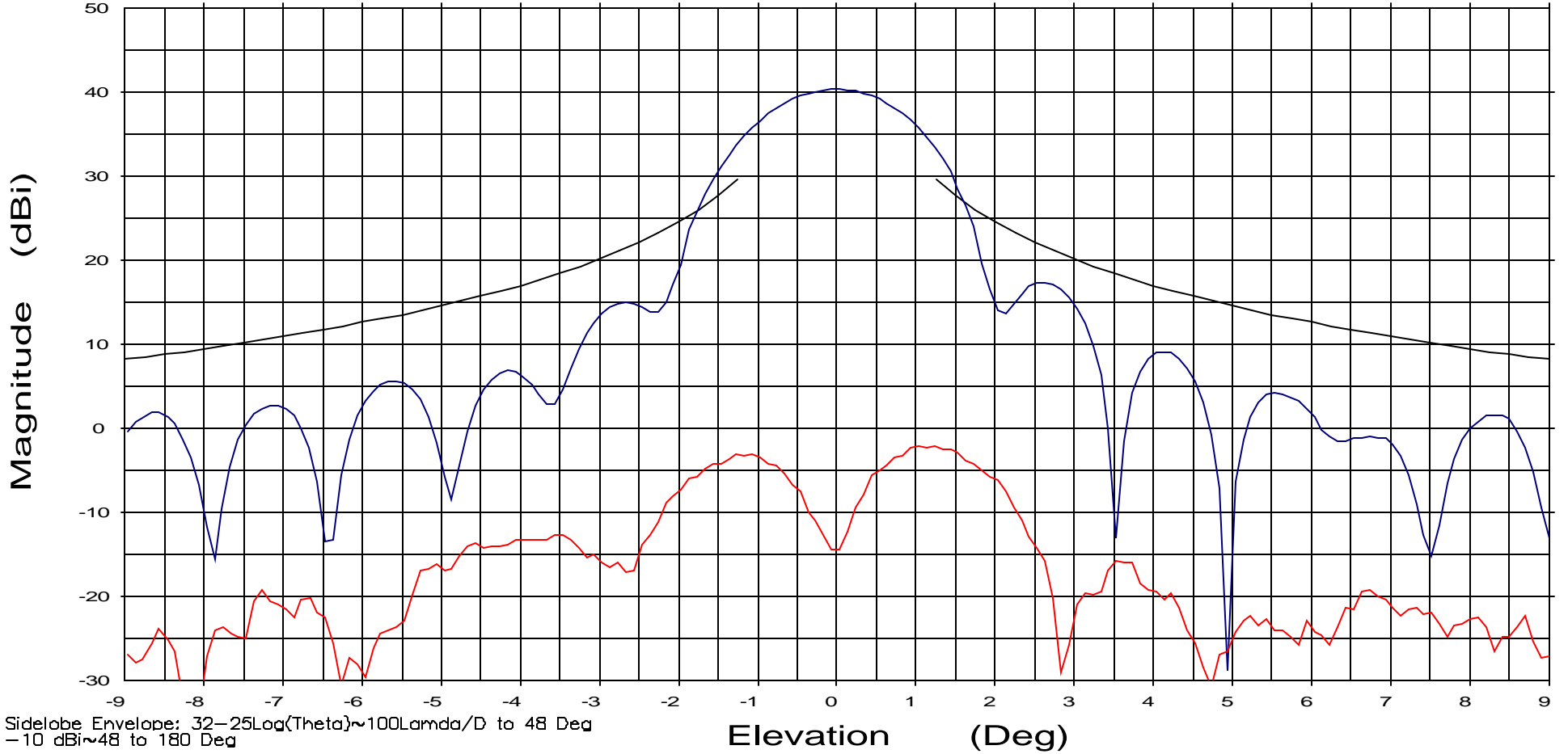
Beam Peak

Deg	dB
-0.01	40.14
0.27	5.89

Operator: D. Lutz
Ser. no.: 070902
Channel: ch1

Tx pol: Vert.

Rx pol: Vert.



Overlays
 108408.dat-ant_under_test — blue line
 108411.dat-ant_under_test — red line

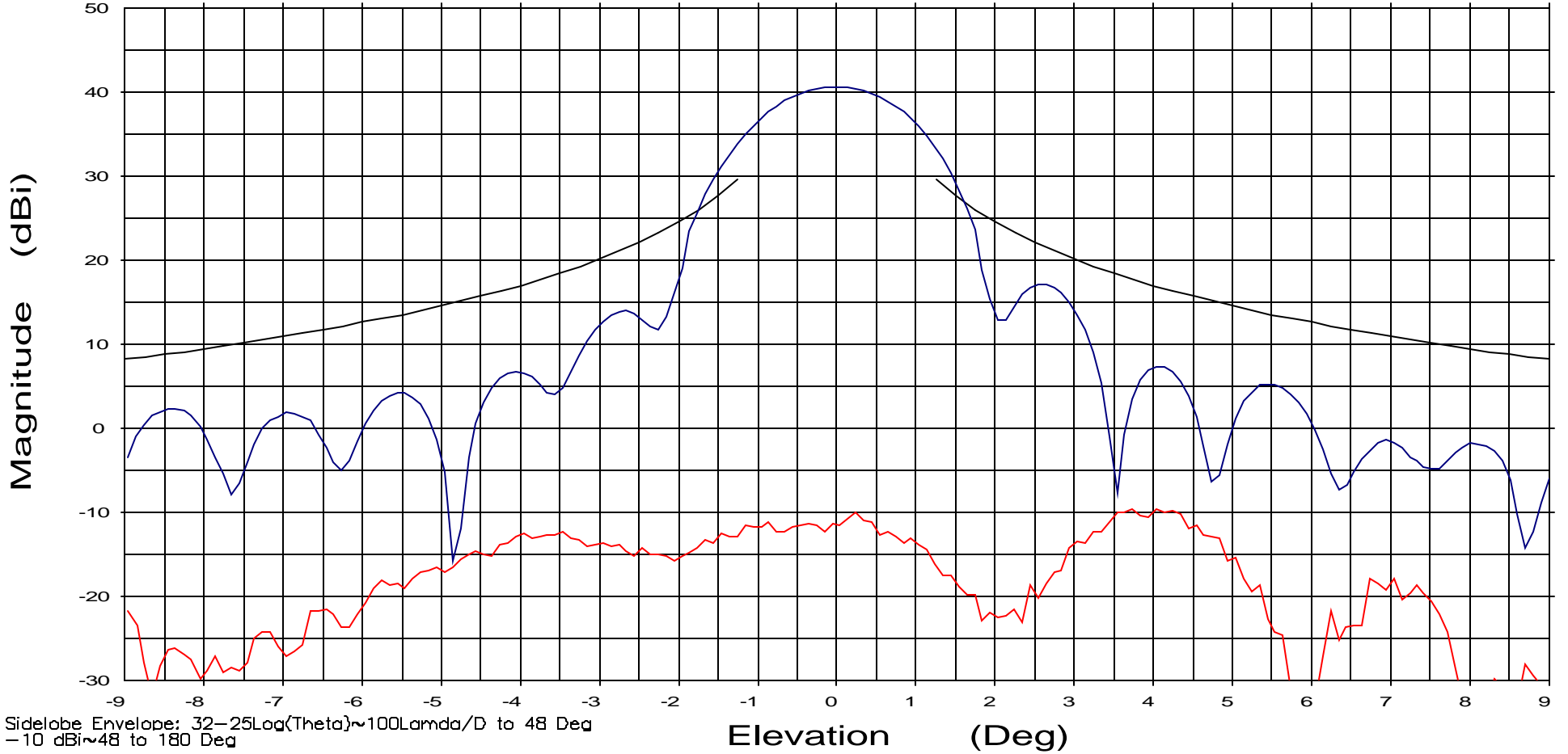
Cal. file units
 108408.dat dBi
 108411.dat dBi

Beam Peak
 Deg dB
 -0.02 40.26
 1.18 -2.25

Operator: D. Lutz
Ser. no.: 070902
Channel: ch1

Tx pol: Vert.

Rx pol: Vert.



Sidelobe Envelope: $32 - 25 \log(\theta) \sim 100 \lambda / D$ to 48 Deg
 -10 dBi ~ 48 to 180 Deg

Overlays

108408.dat-ant_under_test	—
108411.dat-ant_under_test	—

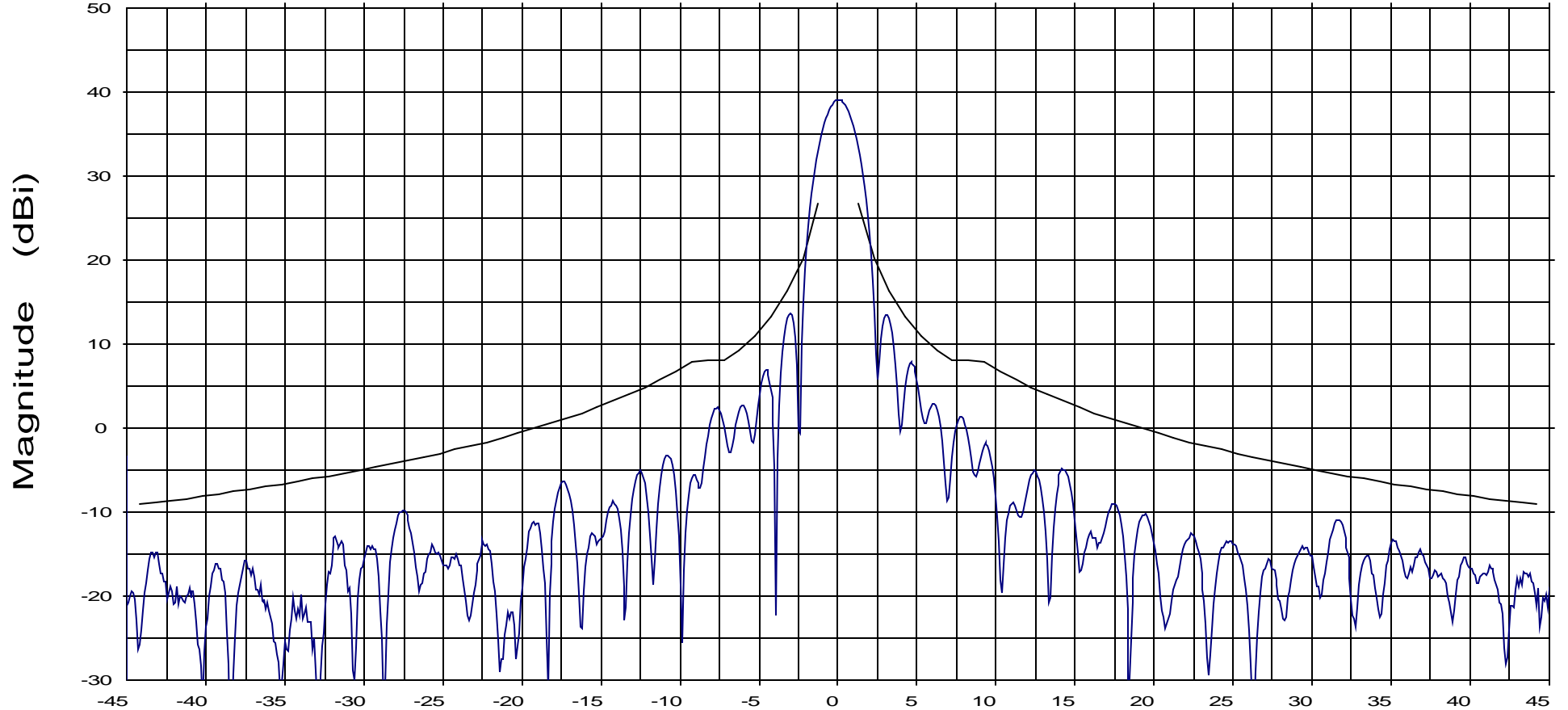
Cal. file	units
108408.dat	dBi
108411.dat	dBi

Beam Peak	
Deg	dB
-0.01	40.54
3.93	-10.57

Operator: D. Lutz
Ser. no.: 070902
Channel: ch1

Tx pol: Vert.

Rx pol: Vert.



Sidelobe Envelope: $29 - 25 \log(\theta) \sim 1.0$ to 7 Deg
+8 dBi ~ 7 to 9.2 Deg | $32 - 25 \log(\theta) \sim 9.2$ to 48 Deg
-10 dBi ~ 48 to 180 Deg

Azimuth (Deg)

Overlays
108407.dat-ant_under_test —

Cal. file
108407.dat

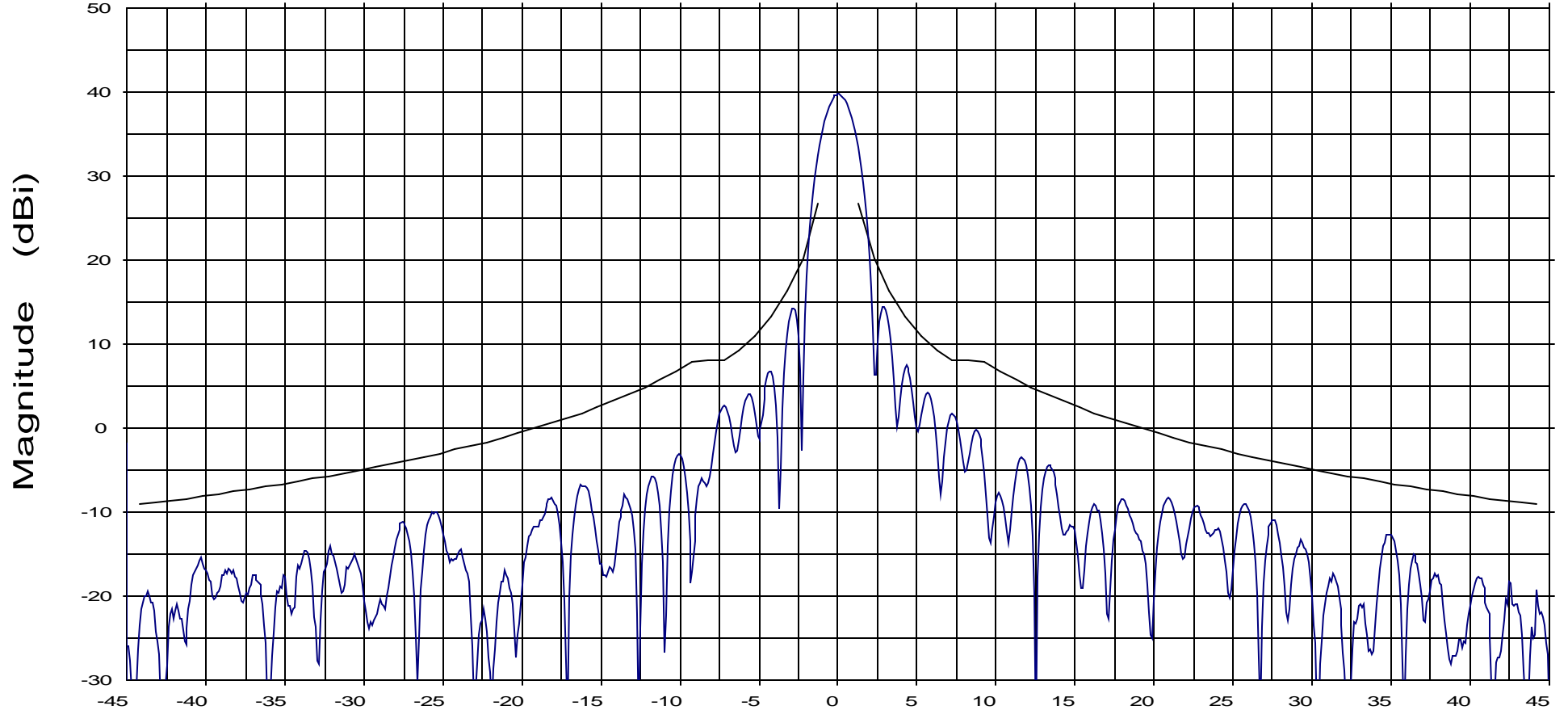
units
dBi

Beam Peak
Deg dB
0.02 39.04

Operator: D. Lutz
Ser. no.: 070902
Channel: ch1

Tx pol: Vert.

Rx pol: Vert.



Sidelobe Envelope: $29 - 25 \log(\theta) \sim 1.0$ to 7 Deg
 $+8$ dBi ~ 7 to 9.2 Deg | $32 - 25 \log(\theta) \sim 9.2$ to 48 Deg
 -10 dBi ~ 48 to 180 Deg

Azimuth (Deg)

Overlays
108407.dat-ant_under_test —

Cal. file
108407.dat

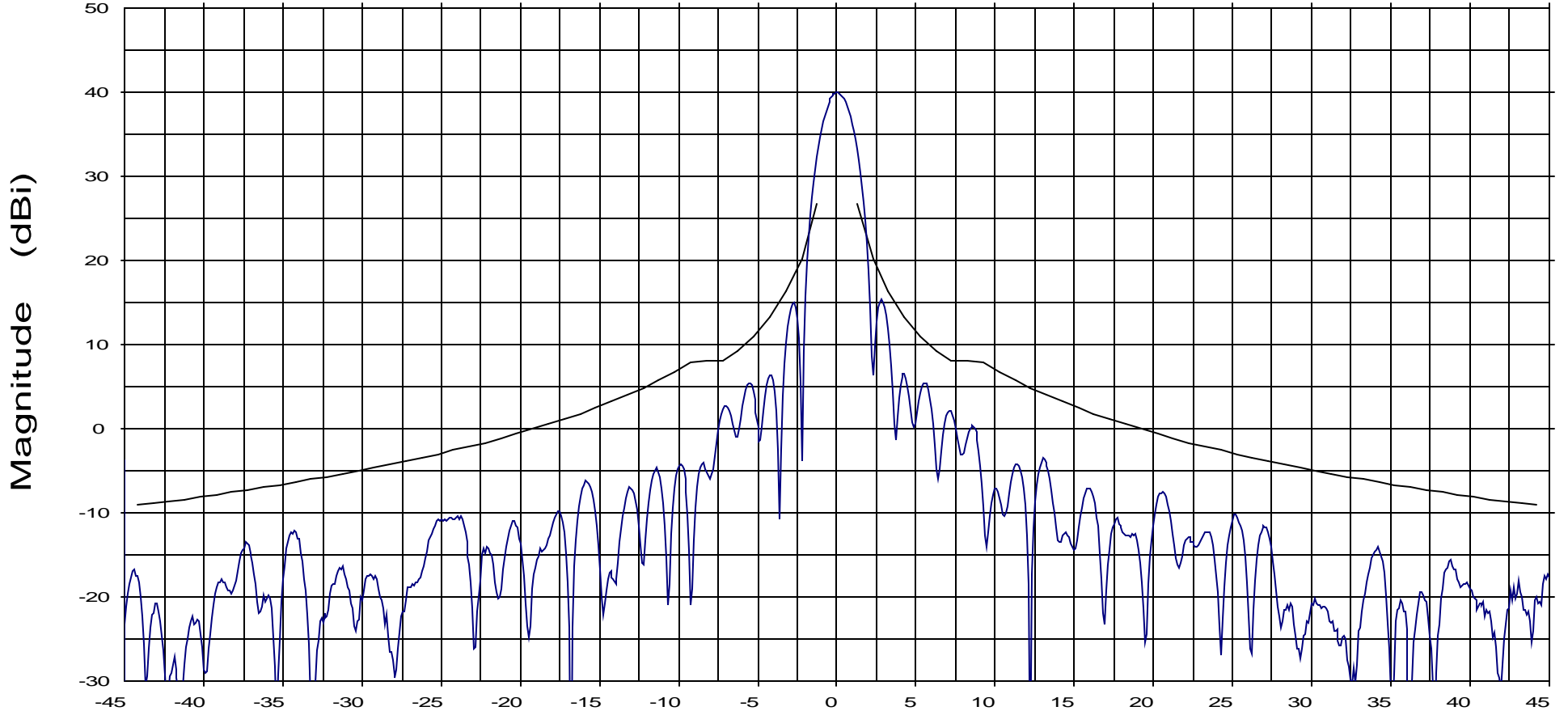
units
dBi

Beam Peak
 Deg dB
 0.03 39.66

Operator: D. Lutz
Ser. no.: 070902
Channel: ch1

Tx pol: Vert.

Rx pol: Vert.



Sidelobe Envelope: $29 - 25 \log(\theta) \sim 1.0$ to 7 Deg
 $+8$ dBi ~ 7 to 9.2 Deg | $32 - 25 \log(\theta) \sim 9.2$ to 48 Deg
 -10 dBi ~ 48 to 180 Deg

Azimuth (Deg)

Overlays
108407.dat-ant_under_test —

Cal. file
108407.dat

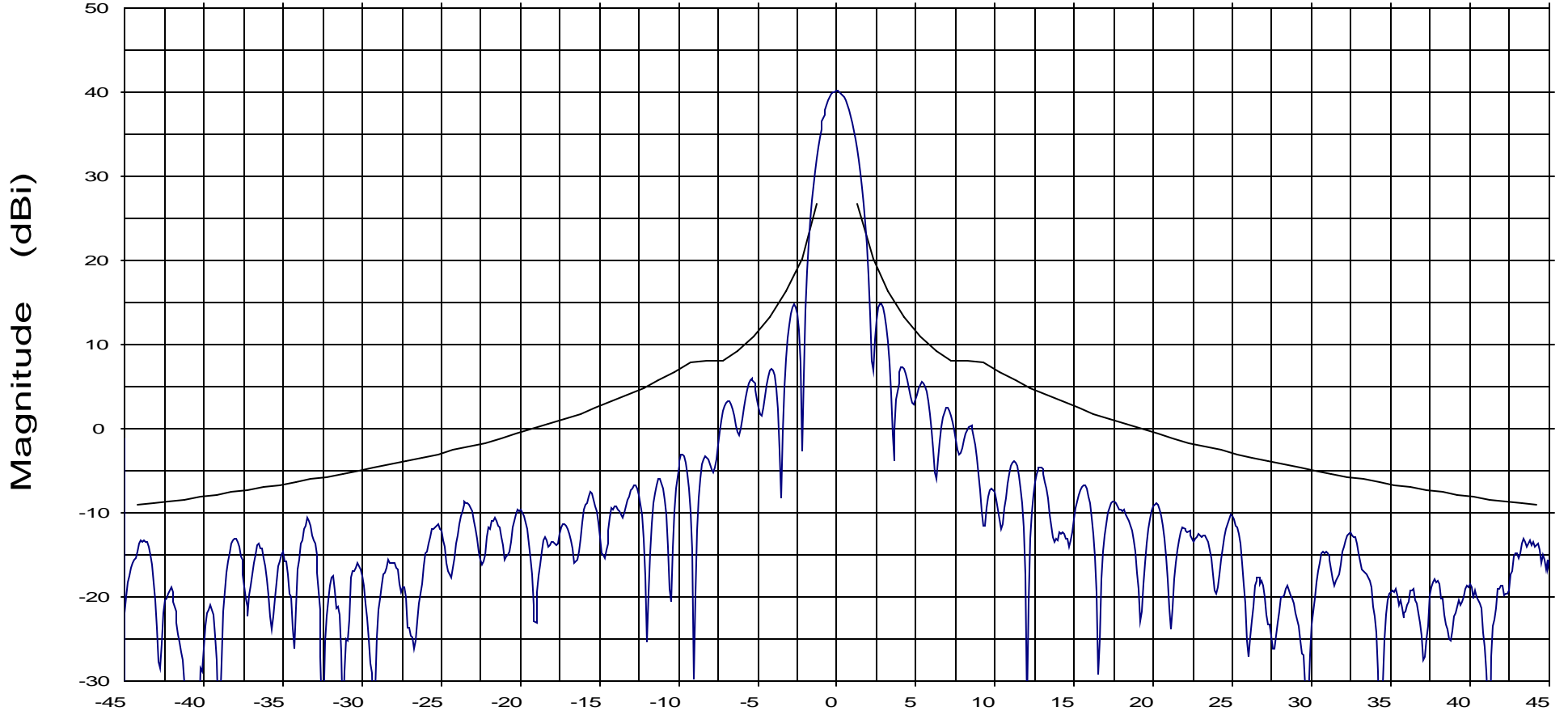
units
dBi

Beam Peak
 Deg dB
 0.02 39.89

Operator: D. Lutz
Ser. no.: 070902
Channel: ch1

Tx pol: Vert.

Rx pol: Vert.



Sidelobe Envelope: $29 - 25 \log(\theta) \approx 1.0$ to 7 Deg
+8 dBi ≈ 7 to 9.2 Deg | $32 - 25 \log(\theta) \approx 9.2$ to 48 Deg
-10 dBi ≈ 48 to 180 Deg

Azimuth (Deg)

Overlays
108407.dat-ant_under_test —

Cal. file
108407.dat

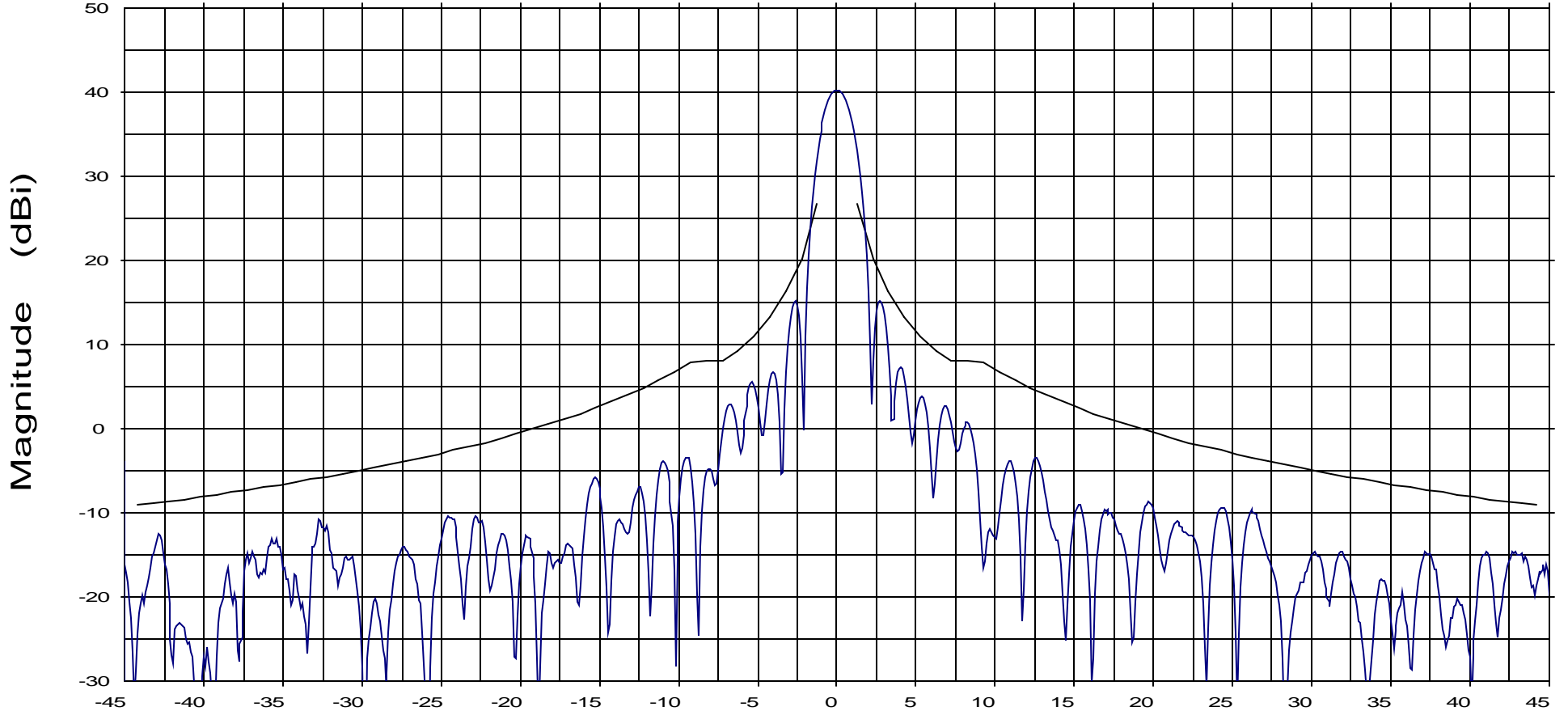
units
dBi

Beam Peak	
Deg	dB
0.02	40.10

Operator: D. Lutz
Ser. no.: 070902
Channel: ch1

Tx pol: Vert.

Rx pol: Vert.



Sidelobe Envelope: $29 - 25 \log(\theta) \sim 1.0$ to 7 Deg
 $+8$ dBi ~ 7 to 9.2 Deg | $32 - 25 \log(\theta) \sim 9.2$ to 48 Deg
 -10 dBi ~ 48 to 180 Deg

Azimuth (Deg)

Overlays
108407.dat-ant_under_test —

Cal. file
108407.dat

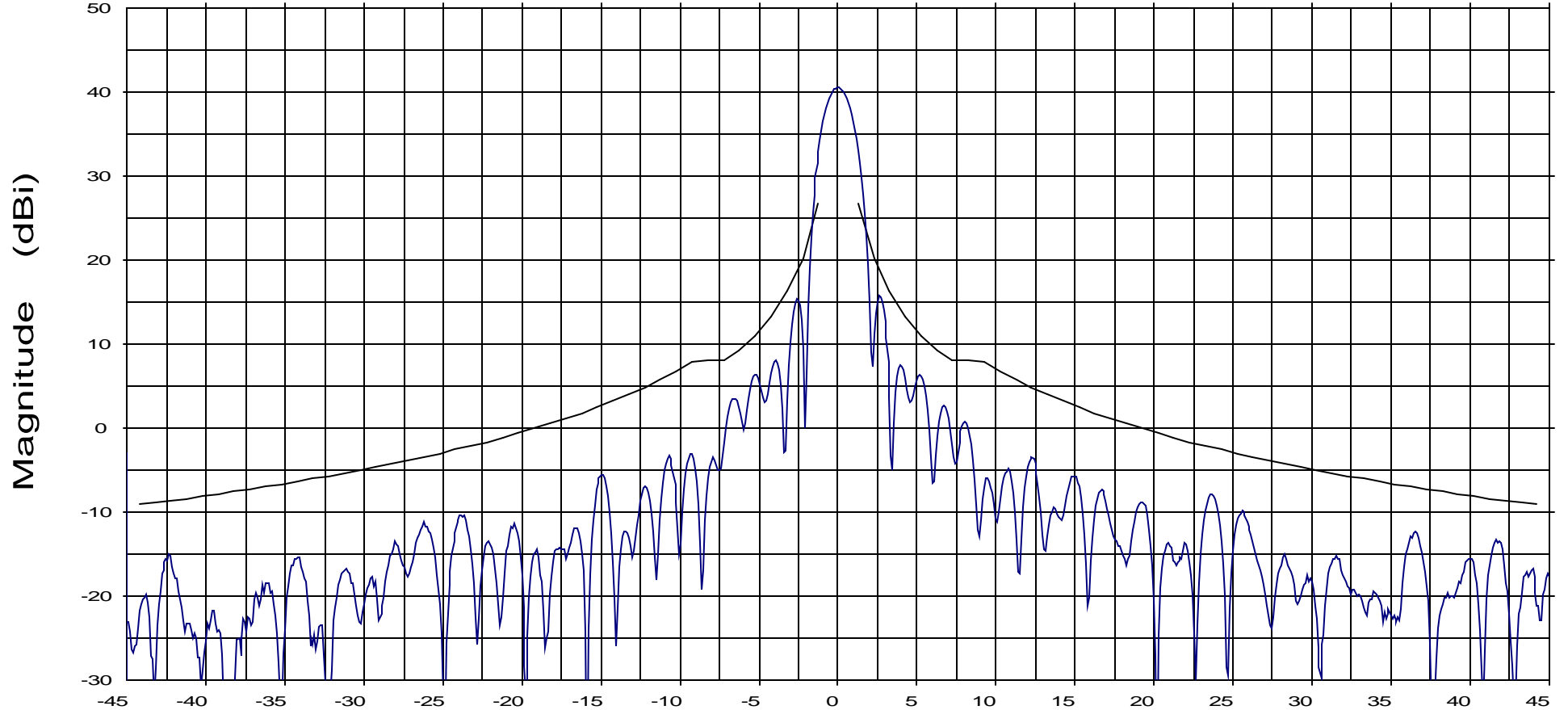
units
dBi

Beam Peak	
Deg	dB
0.01	40.16

Operator: D. Lutz
Ser. no.: 070902
Channel: ch1

Tx pol: Vert.

Rx pol: Vert.



Sidelobe Envelope: $29 - 25 \log(\theta) \sim 1.0$ to 7 Deg
 $+8$ dBi ~ 7 to 9.2 Deg | $32 - 25 \log(\theta) \sim 9.2$ to 48 Deg
 -10 dBi ~ 48 to 180 Deg

Azimuth (Deg)

Overlays
108407.dat-ant_under_test —

Cal. file
108407.dat

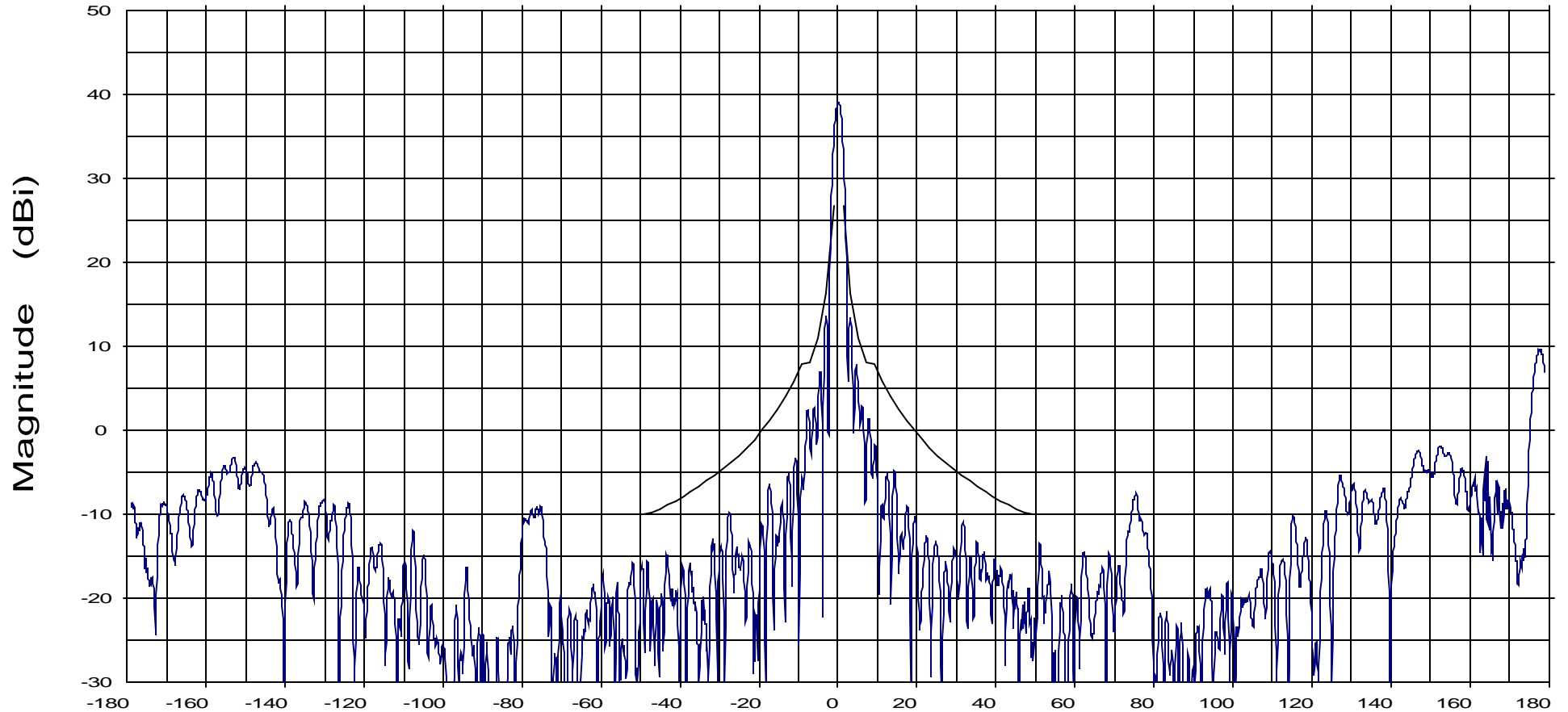
units
dBi

Beam Peak
 Deg dB
 0.02 40.45

Operator: D. Lutz
Ser. no.: 070902
Channel: ch1

Tx pol: Vert.

Rx pol: Vert.



Sidelobe Envelope: $29 - 25 \log(\theta) \sim 1.0$ to 7 Deg
 $+8$ dBi ~ 7 to 9.2 Deg | $32 - 25 \log(\theta) \sim 9.2$ to 48 Deg
 -10 dBi ~ 48 to 180 Deg

Overlays
 108407.dat-ant_under_test —

Cal. file
 108407.dat

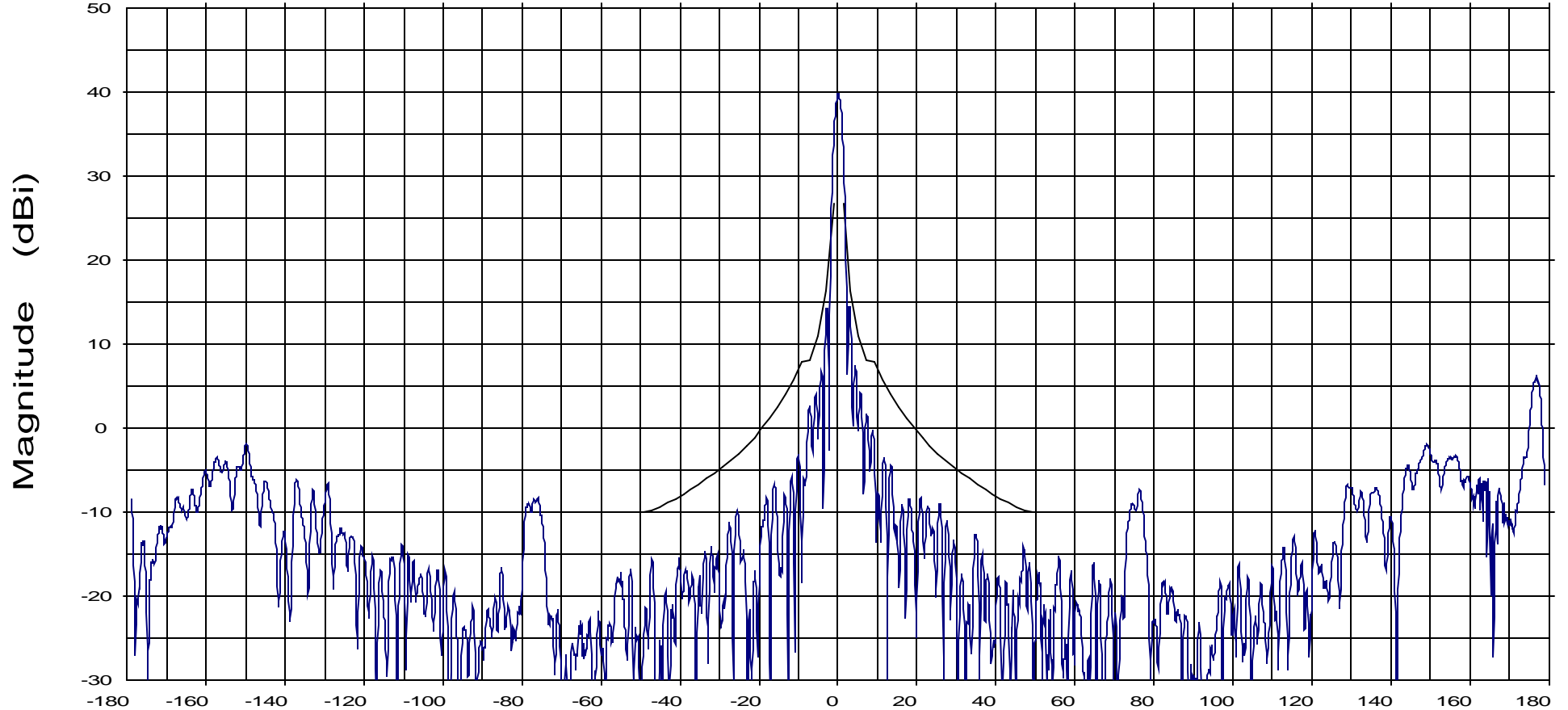
units
 dBi

Beam Peak
 Deg dB
 0.02 39.04

Operator: D. Lutz
Ser. no.: 070902
Channel: ch1

Tx pol: Vert.

Rx pol: Vert.



Sidelobe Envelope: $29 - 25 \log(\theta) \sim 1.0$ to 7 Deg
+8 dBi ~ 7 to 9.2 Deg | $32 - 25 \log(\theta) \sim 9.2$ to 48 Deg
-10 dBi ~ 48 to 180 Deg

Azimuth (Deg)

Overlays
108407.dat-ant_under_test —

Cal. file
108407.dat

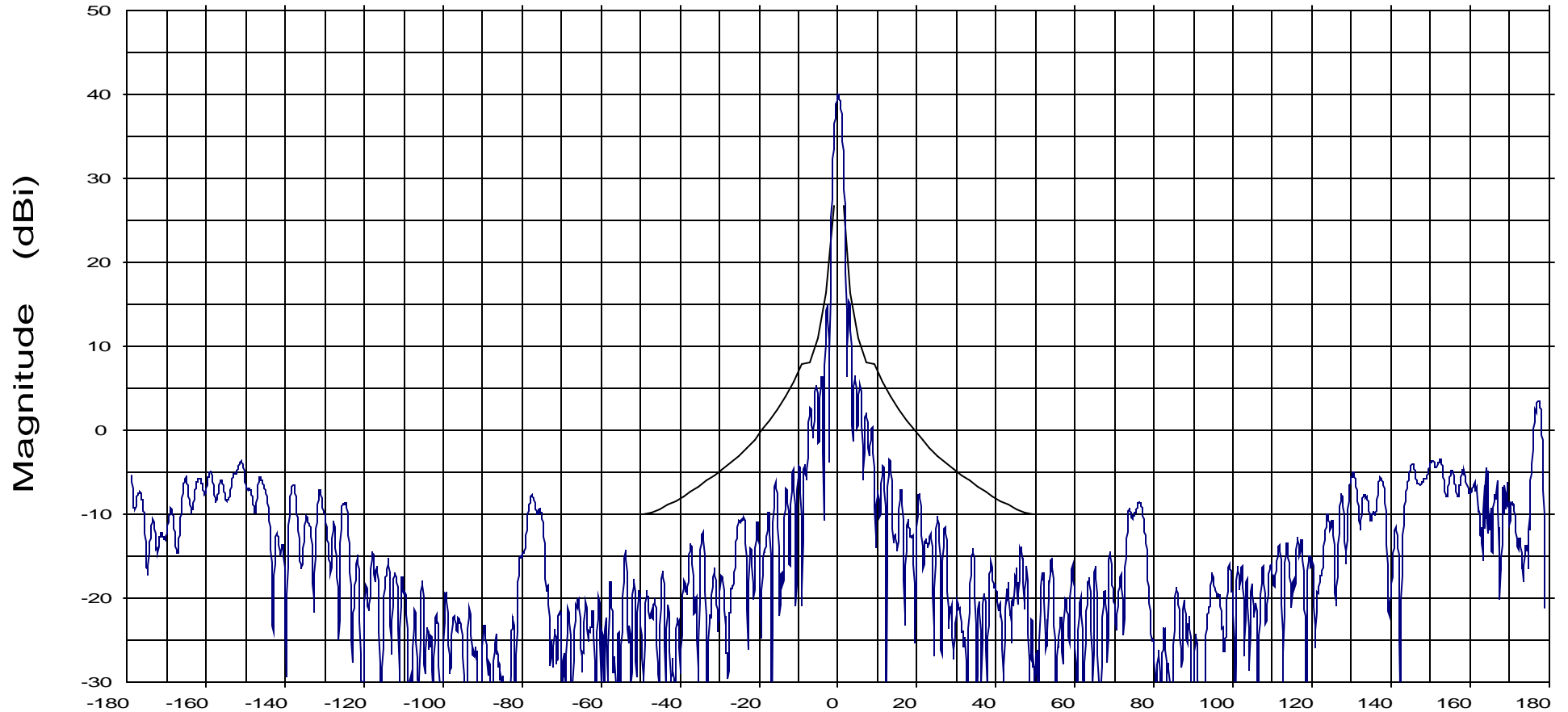
units
dBi

Beam Peak
Deg dB
0.03 39.66

Operator: D. Lutz
Ser. no.: 070902
Channel: ch1

Tx pol: Vert.

Rx pol: Vert.



Sidelobe Envelope: $29 - 25 \log(\theta) \sim 1.0$ to 7 Deg
 $+8$ dBi ~ 7 to 9.2 Deg | $32 - 25 \log(\theta) \sim 9.2$ to 48 Deg
 -10 dBi ~ 48 to 180 Deg

Azimuth (Deg)

Overlays
108407.dat-ant_under_test —

Cal. file
108407.dat

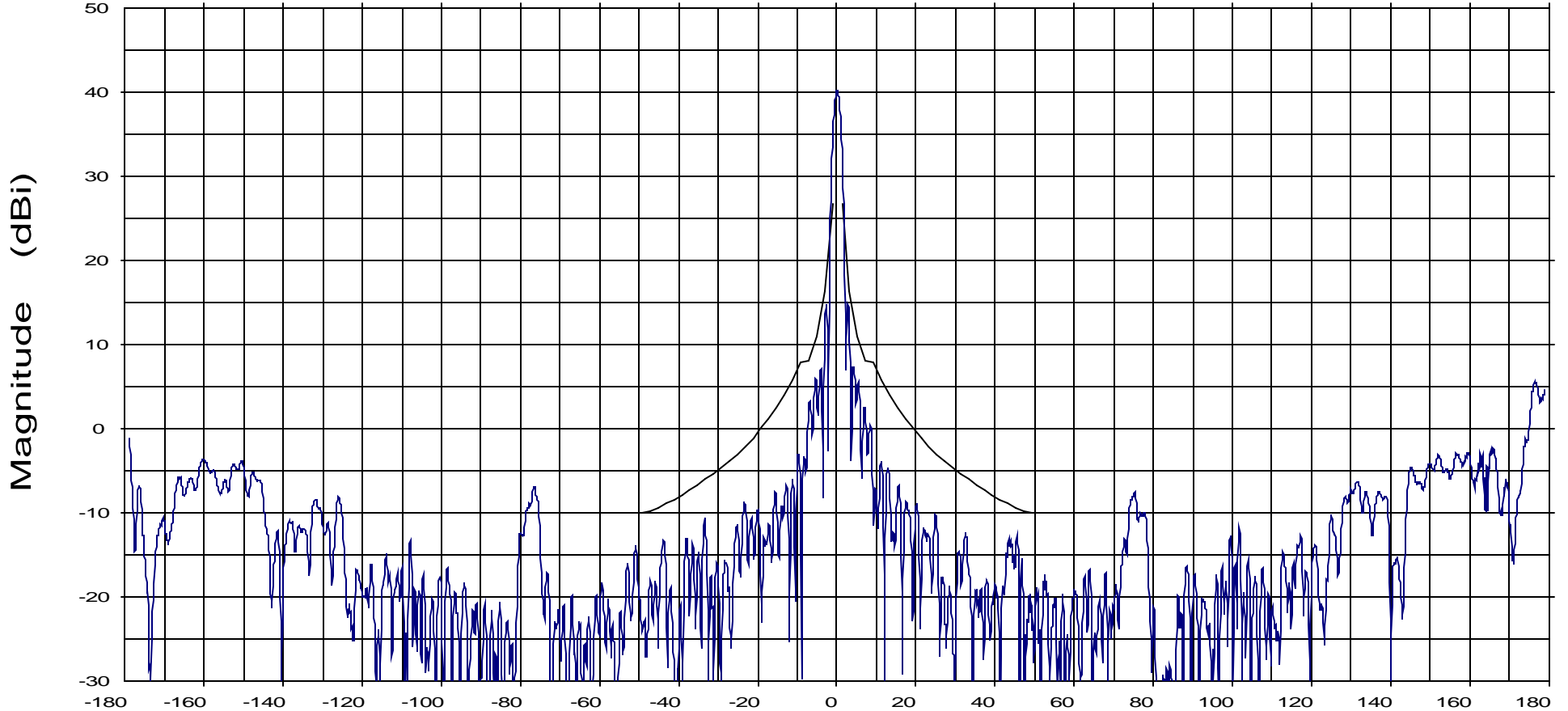
units
dBi

Beam Peak
Deg dB
0.02 39.89

Operator: D. Lutz
Ser. no.: 070902
Channel: ch1

Tx pol: Vert.

Rx pol: Vert.



Sidelobe Envelope: $29 - 25 \log(\theta) \approx 1.0$ to 7 Deg
+8 dBi ≈ 7 to 9.2 Deg | $32 - 25 \log(\theta) \approx 9.2$ to 48 Deg
-10 dBi ≈ 48 to 180 Deg

Azimuth (Deg)

Overlays
108407.dat-ant_under_test

Cal. file
108407.dat

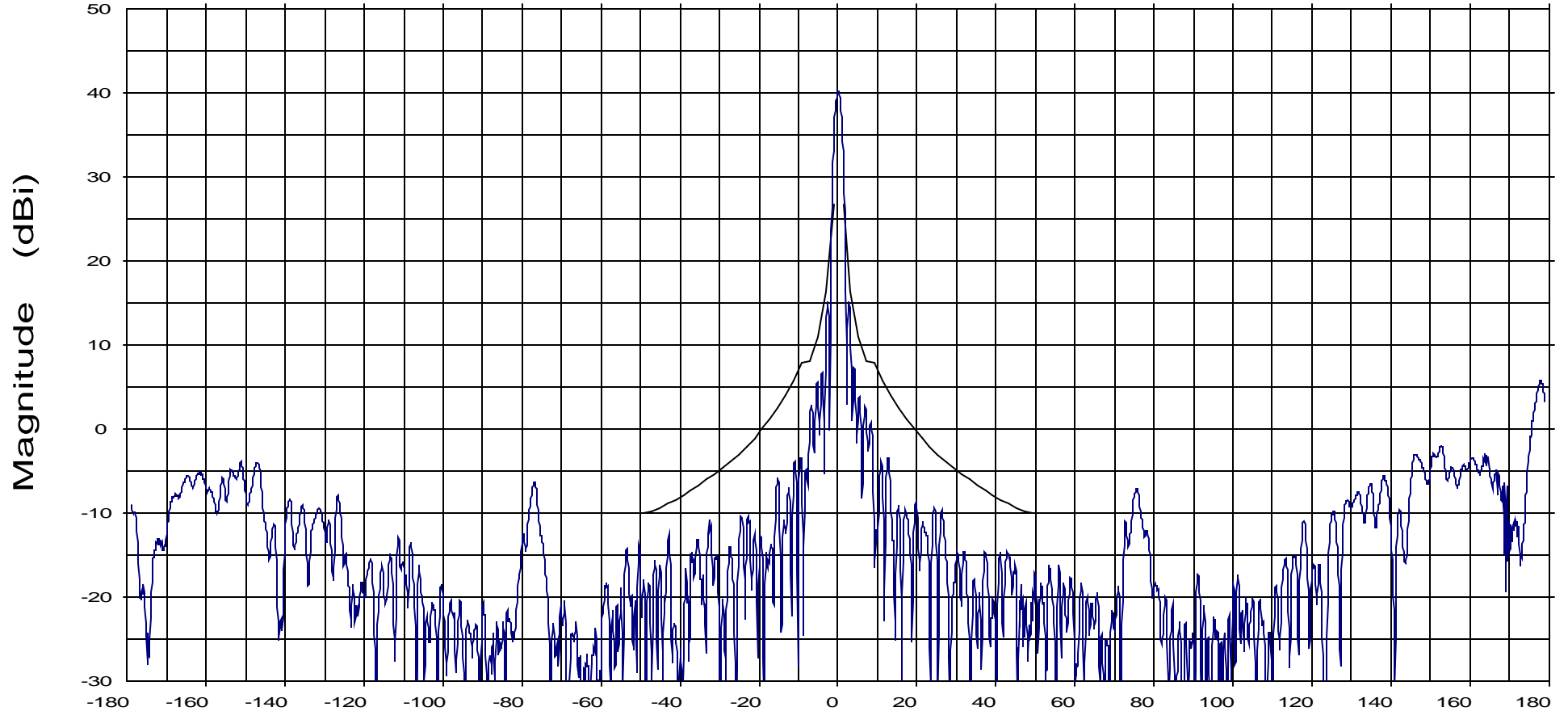
units
dBi

Beam Peak
Deg dB
0.02 40.10

Operator: D. Lutz
Ser. no.: 070902
Channel: ch1

Tx pol: Vert.

Rx pol: Vert.



Sidelobe Envelope: $29 - 25 \log(\theta) \sim 1.0$ to 7 Deg
 $+8$ dBi ~ 7 to 9.2 Deg | $32 - 25 \log(\theta) \sim 9.2$ to 48 Deg
 -10 dBi ~ 48 to 180 Deg

Azimuth (Deg)

Overlays
108407.dat-ant_under_test —

Cal. file
108407.dat

units
dBi

Beam Peak
Deg dB
0.01 40.16

File: See Legend

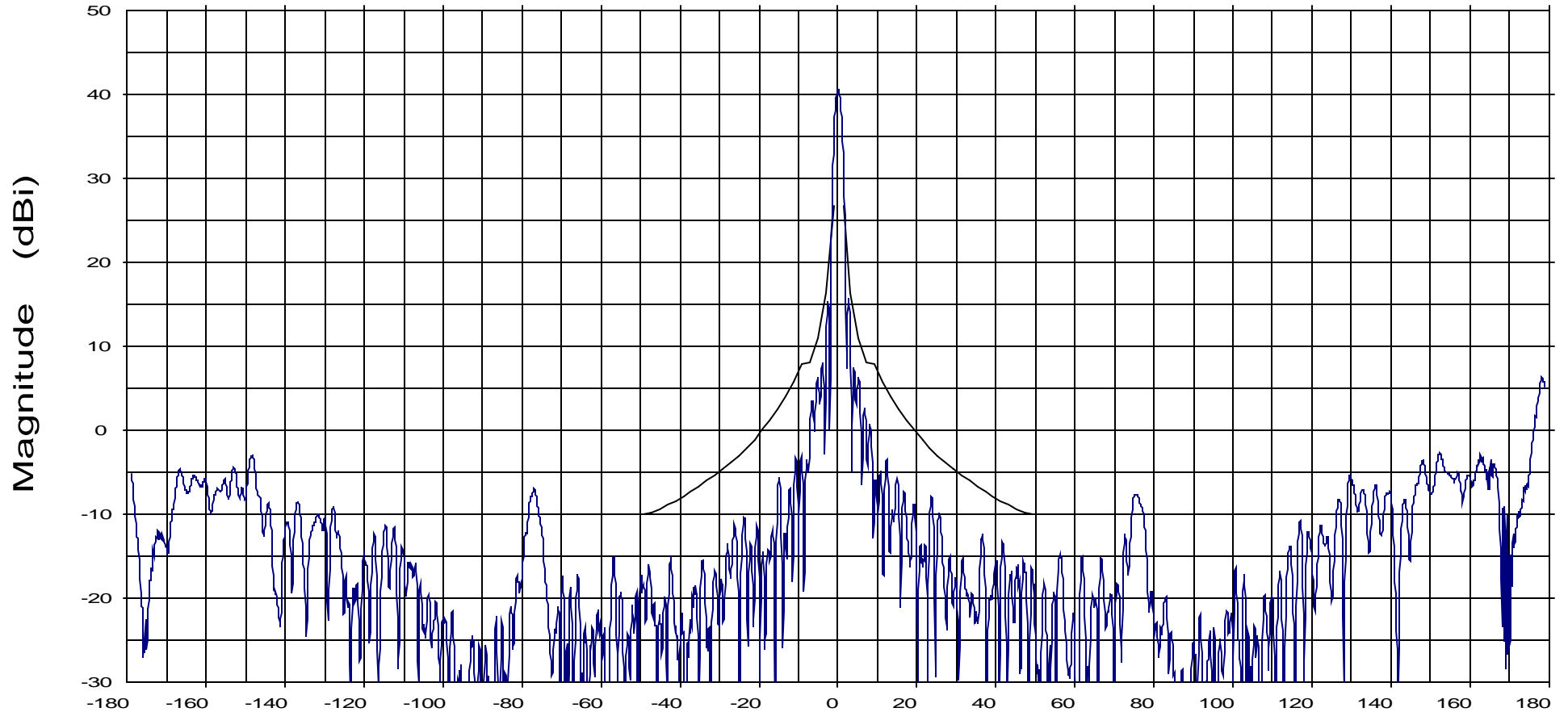
98cm Ku-Band Rx/Tx Antenna System

Frequency : 12.750 GHz

Operator: D. Lutz
Ser. no.: 070902
Channel: ch1

Tx pol: Vert.

Rx pol: Vert.



Sidelobe Envelope: $29 - 25 \log(\theta) \sim 1.0$ to 7 Deg
 $+8$ dBi ~ 7 to 9.2 Deg | $32 - 25 \log(\theta) \sim 9.2$ to 48 Deg
 -10 dBi ~ 48 to 180 Deg

Azimuth (Deg)

Overlays
108407.dat-ant_under_test —

Cal. file
108407.dat

units
dBi

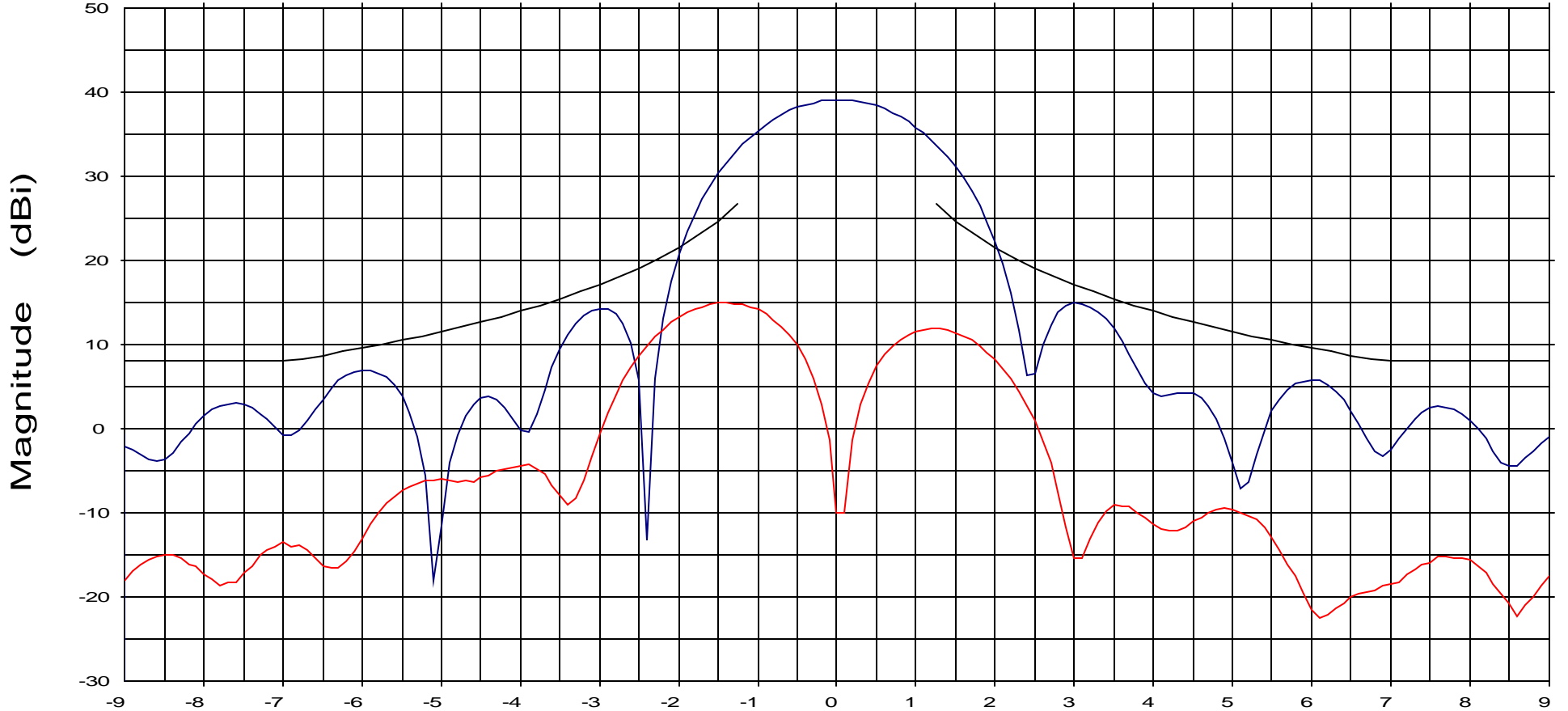
Beam Peak
Deg dB
0.02 40.45

Section VII

Operator: D. Lutz
Ser. no.: 070902
Channel: ch1

Tx pol: Horiz.

Rx pol: Horiz.



Sidelobe Envelope: 29-25Log(Theta)~1.0 to 7 Deg
+8 dBi~7 to 9.2 Deg | 32-25Log(Theta)~9.2 to 48 Deg
-10 dBi~48 to 180 Deg

Overlays
108400.dat-ant_under_test — blue line
108404.dat-ant_under_test — red line

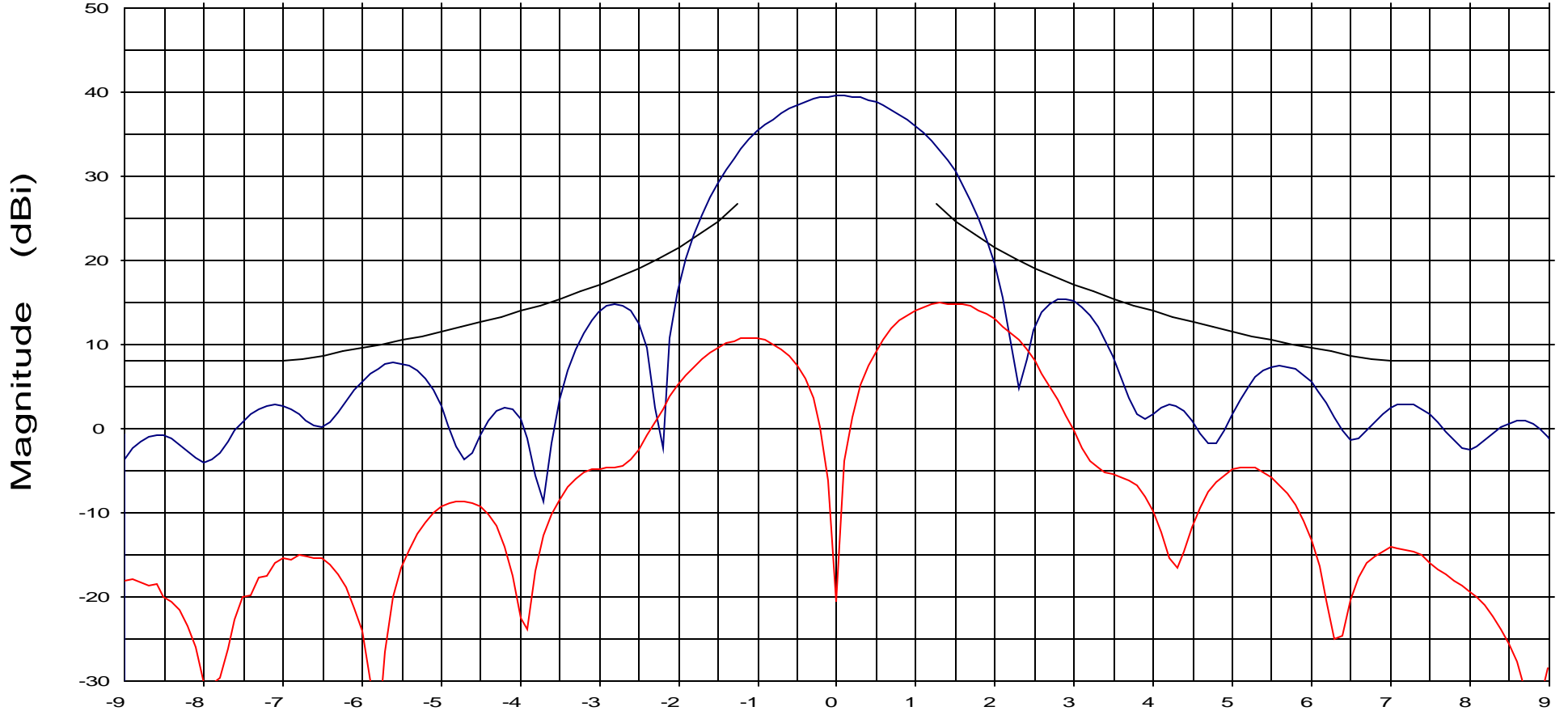
Cal. file units
108400.dat dBi
108404.dat dBi

Beam Peak	
Deg	dB
0.03	39.01
-1.44	14.98

Operator: D. Lutz
Ser. no.: 070902
Channel: ch1

Tx pol: Horiz.

Rx pol: Horiz.



Sidelobe Envelope: 29-25Log(|Theta|)~1.0 to 7 Deg
+8 dBi~7 to 9.2 Deg | 32-25Log(|Theta|)~9.2 to 48 Deg
-10 dBi~48 to 180 Deg

Azimuth (Deg)

Overlays
108400.dat-ant_under_test — blue line
108403.dat-ant_under_test — red line

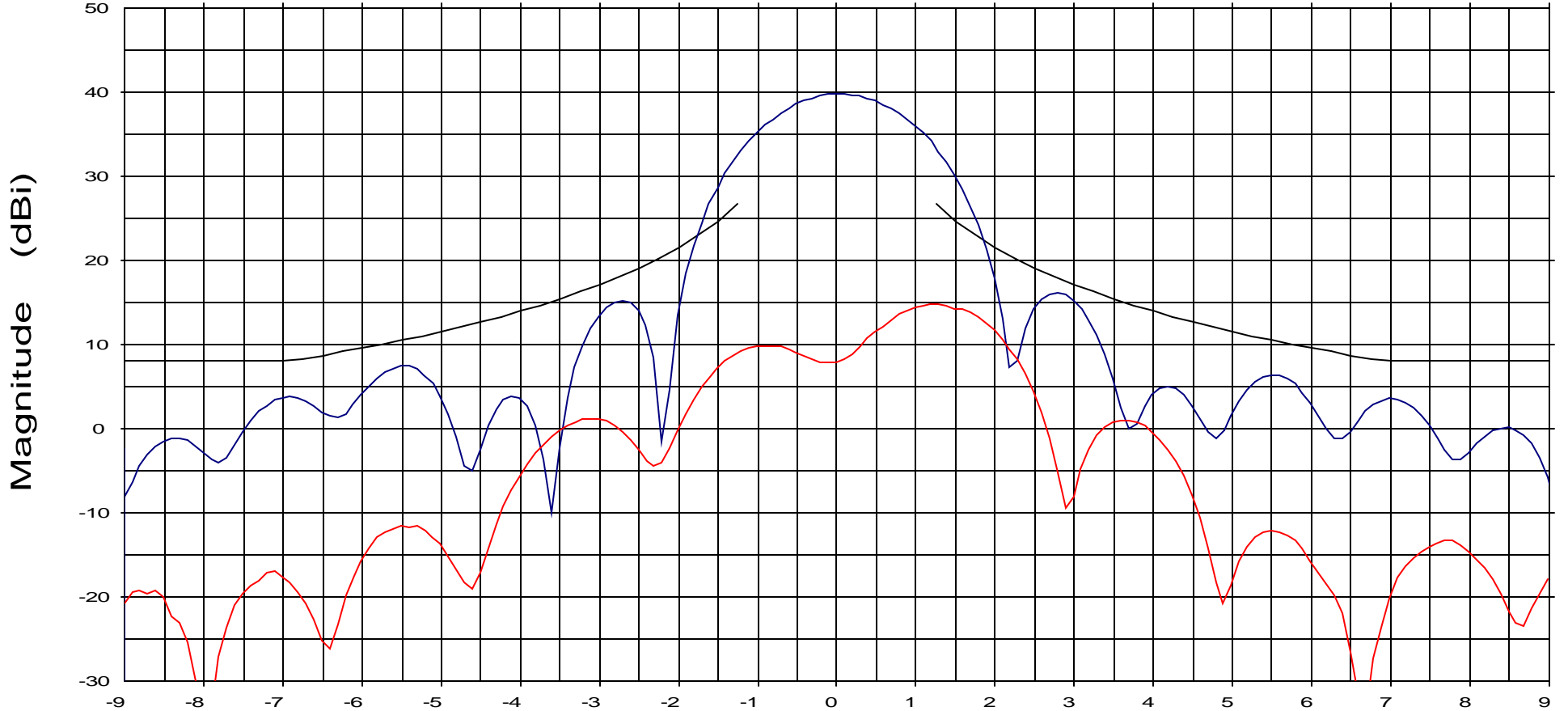
Cal. file units
108400.dat dBi
108403.dat dBi

Beam Peak
Deg dB
0.03 39.49
1.41 14.79

Operator: D. Lutz
Ser. no.: 070902
Channel: ch1

Tx pol: Horiz.

Rx pol: Horiz.



Sidelobe Envelope: $29 - 25 \log(\theta) \sim 1.0$ to 7 Deg
 $+8$ dBi ~ 7 to 9.2 Deg | $32 - 25 \log(\theta) \sim 9.2$ to 48 Deg
 -10 dBi ~ 48 to 180 Deg

Azimuth (Deg)

Overlays
 108400.dat-ant_under_test — blue line
 108403.dat-ant_under_test — red line

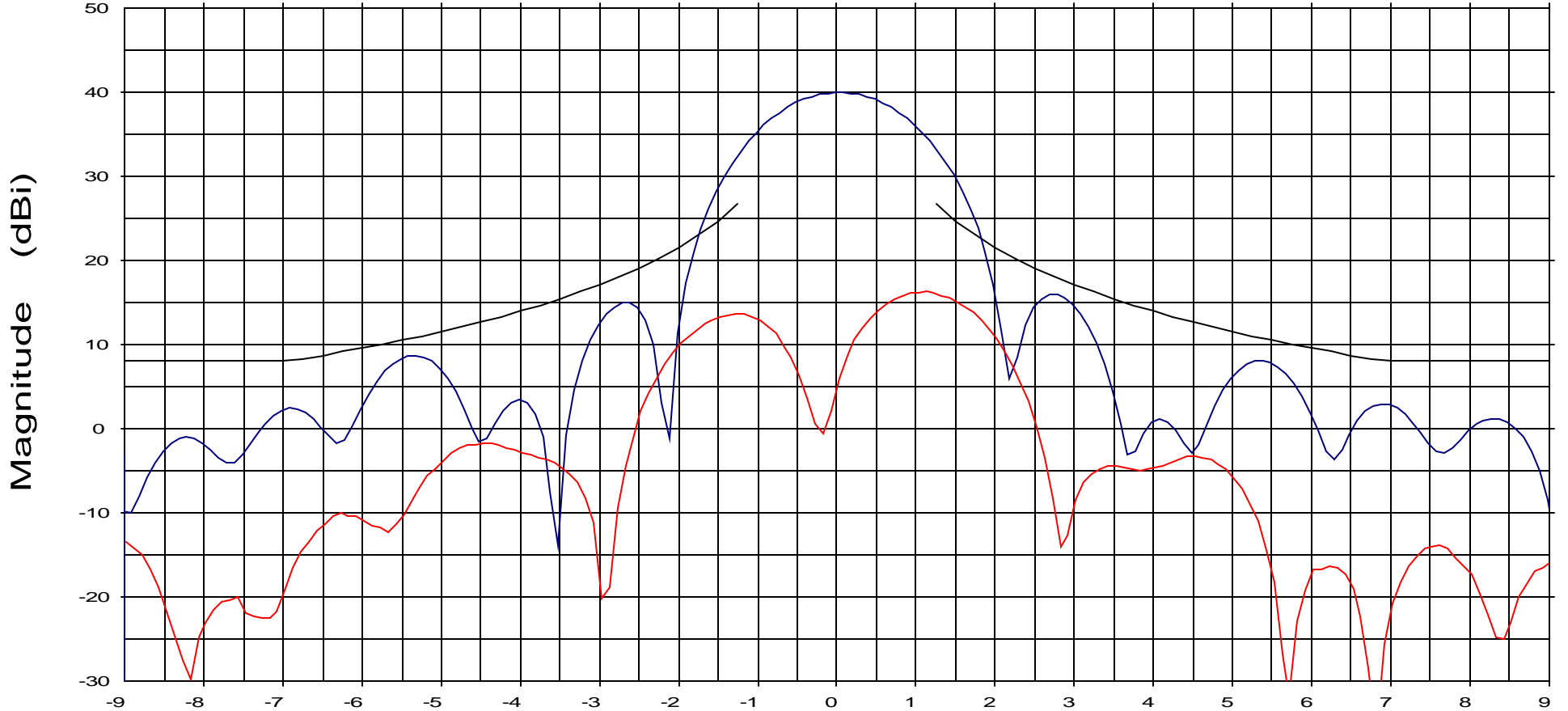
Cal. file
 108400.dat
 108403.dat

Beam Peak
 Deg dB
 0.03 39.70
 1.25 14.72

Operator: D. Lutz
Ser. no.: 070902
Channel: ch1

Tx pol: Horiz.

Rx pol: Horiz.



Sidelobe Envelope: $29 - 25 \log(\theta) \sim 1.0$ to 7 Deg
+8 dBi ~ 7 to 9.2 Deg | $32 - 25 \log(\theta) \sim 9.2$ to 48 Deg
-10 dBi ~ 48 to 180 Deg

Azimuth (Deg)

Overlays
108400.dat-ant_under_test — blue line
108402.dat-ant_under_test — red line

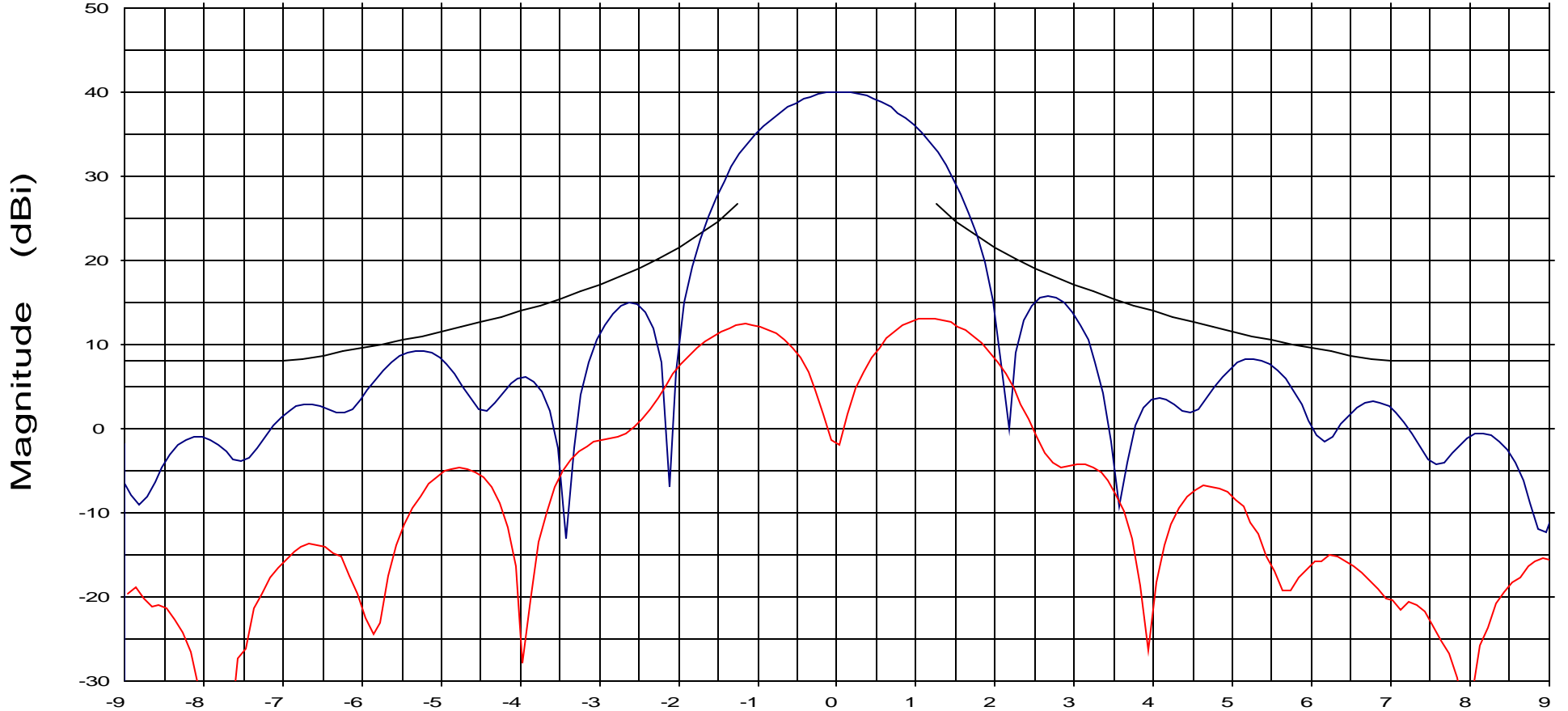
Cal. file units
108400.dat dBi
108402.dat dBi

Beam Peak
Deg dB
0.03 39.89
1.11 16.24

Operator: D. Lutz
Ser. no.: 070902
Channel: ch1

Tx pol: Horiz.

Rx pol: Horiz.



Sidelobe Envelope: $29 - 25 \log(\theta) \sim 1.0$ to 7 Deg
+8 dBi ~ 7 to 9.2 Deg | $32 - 25 \log(\theta) \sim 9.2$ to 48 Deg
-10 dBi ~ 48 to 180 Deg

Overlays	
108400.dat-ant_under_test	—
108402.dat-ant_under_test	—

Cal. file	units
108400.dat	dBi
108402.dat	dBi

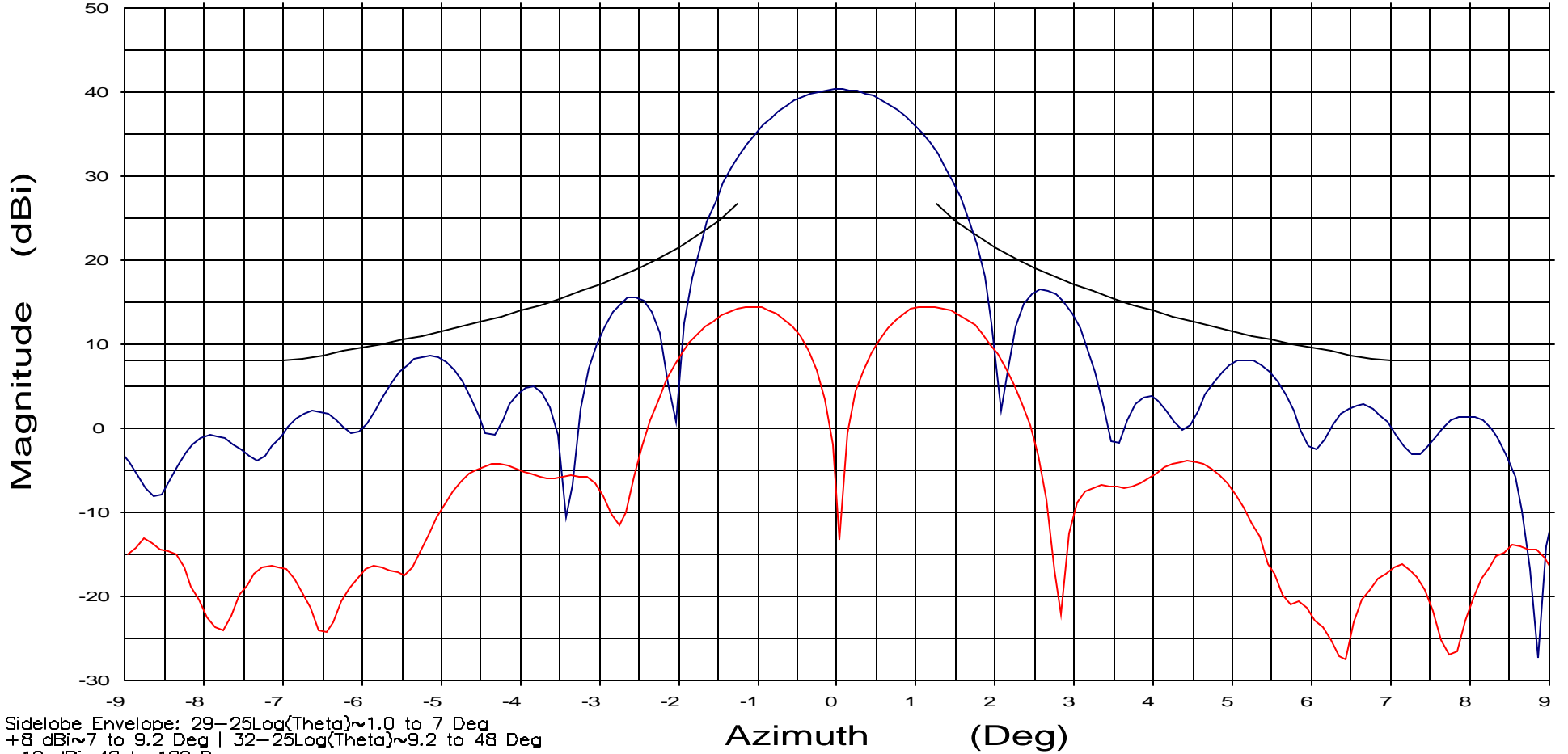
Azimuth (Deg)

Beam Peak	
Deg	dB
0.03	39.96
1.20	13.02

Operator: D. Lutz
Ser. no.: 070902
Channel: ch1

Tx pol: Horiz.

Rx pol: Horiz.



Sidelobe Envelope: 29-25Log(Theta)~1.0 to 7 Deg
+8 dBi~7 to 9.2 Deg | 32-25Log(Theta)~9.2 to 48 Deg
-10 dBi~48 to 180 Deg

Overlays
108400.dat-ant_under_test — blue line
108402.dat-ant_under_test — red line

Cal. file	units
108400.dat	dBi
108402.dat	dBi

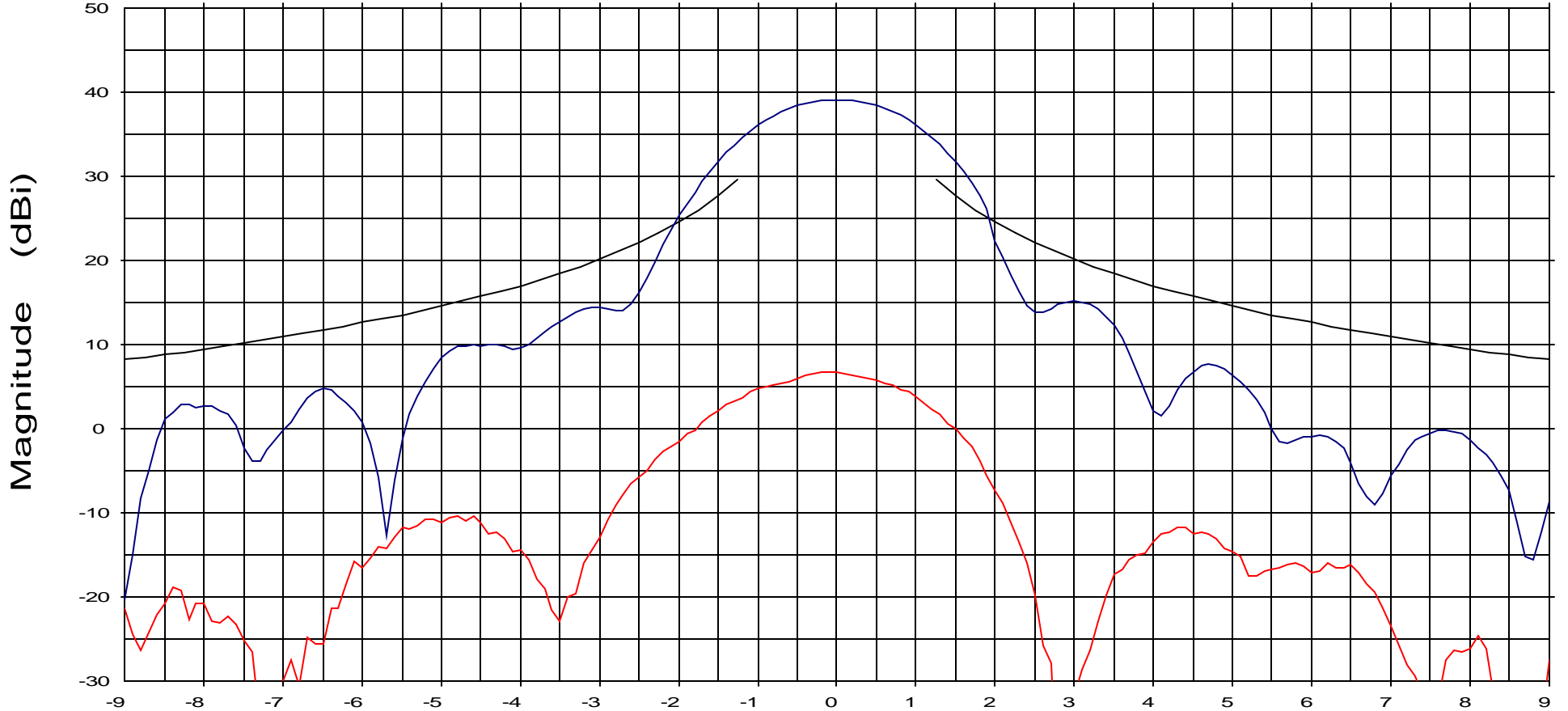
Azimuth (Deg)

Beam Peak	
Deg	dB
0.02	40.28
1.21	14.38

Operator: D. Lutz
Ser. no.: 070902
Channel: ch1

Tx pol: Horiz.

Rx pol: Horiz.



Sidelobe Envelope: $32 - 25\text{Log}(\text{Theta}) \sim 100\lambda/D$ to 48 Deg
-10 dBi ~ 48 to 180 Deg

Elevation (Deg)

Overlays
 108401.dat-ant_under_test — blue line
 108405.dat-ant_under_test — red line

Cal. file
 108401.dat
 108405.dat

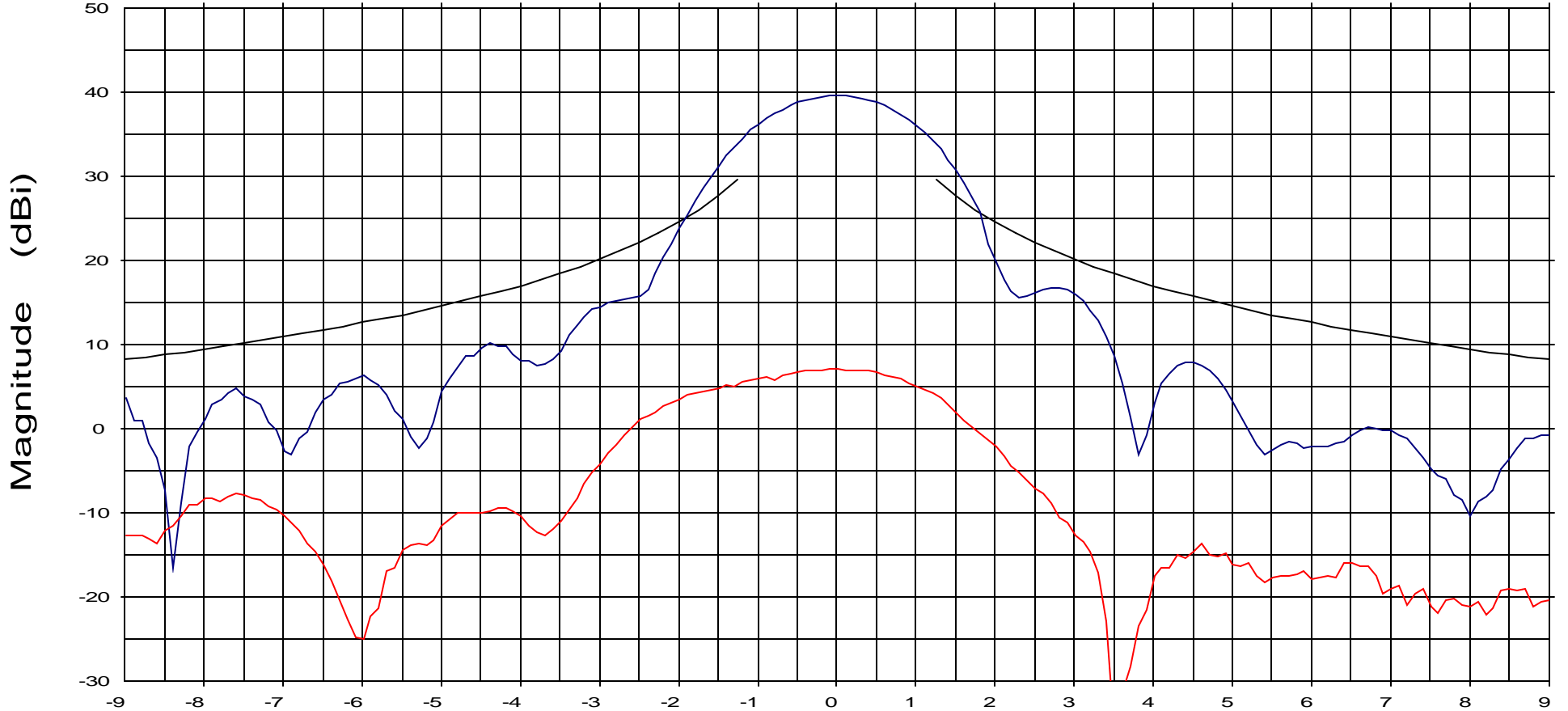
units
 dBi
 dBi

Beam Peak
 Deg 0.00
 dB 39.04
 -0.09 6.73

Operator: D. Lutz
Ser. no.: 070902
Channel: ch1

Tx pol: Horiz.

Rx pol: Horiz.



Sidelobe Envelope: $32 - 25 \log(\theta) \sim 100 \lambda/D$ to 48 Deg
-10 dBi ~ 48 to 180 Deg

Elevation (Deg)

Overlays

108401.dat-ant_under_test	—
108406.dat-ant_under_test	—

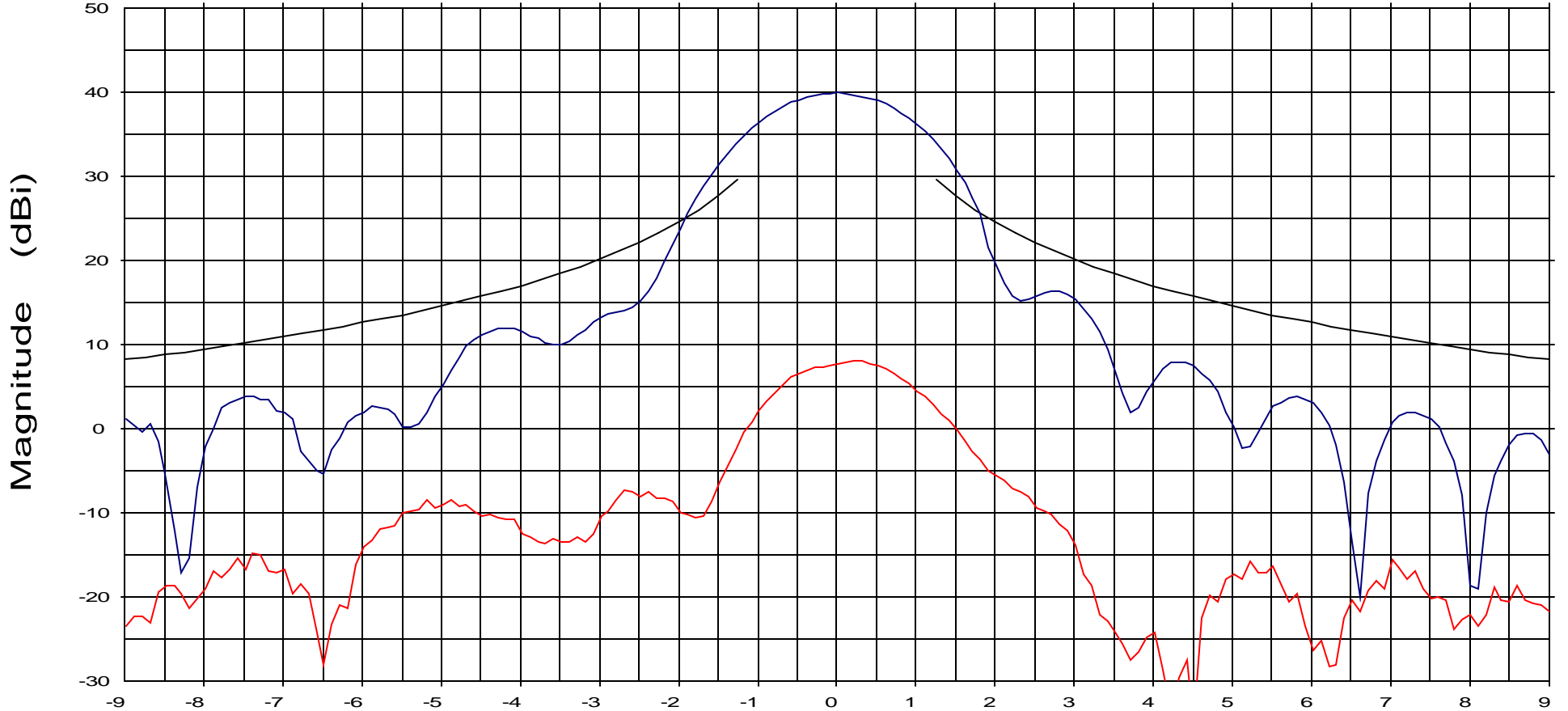
Cal. file	units
108401.dat	dBi
108406.dat	dBi

Beam Peak	
Deg	dB
-0.00	39.54
-0.31	6.96

Operator: D. Lutz
Ser. no.: 070902
Channel: ch1

Tx pol: Horiz.

Rx pol: Horiz.



Sidelobe Envelope: $32 - 25 \log(\theta) \sim 100 \lambda / D$ to 48 Deg
-10 dBi ~ 48 to 180 Deg

Elevation (Deg)

Overlays

108401.dat-ant_under_test	—
108405.dat-ant_under_test	—

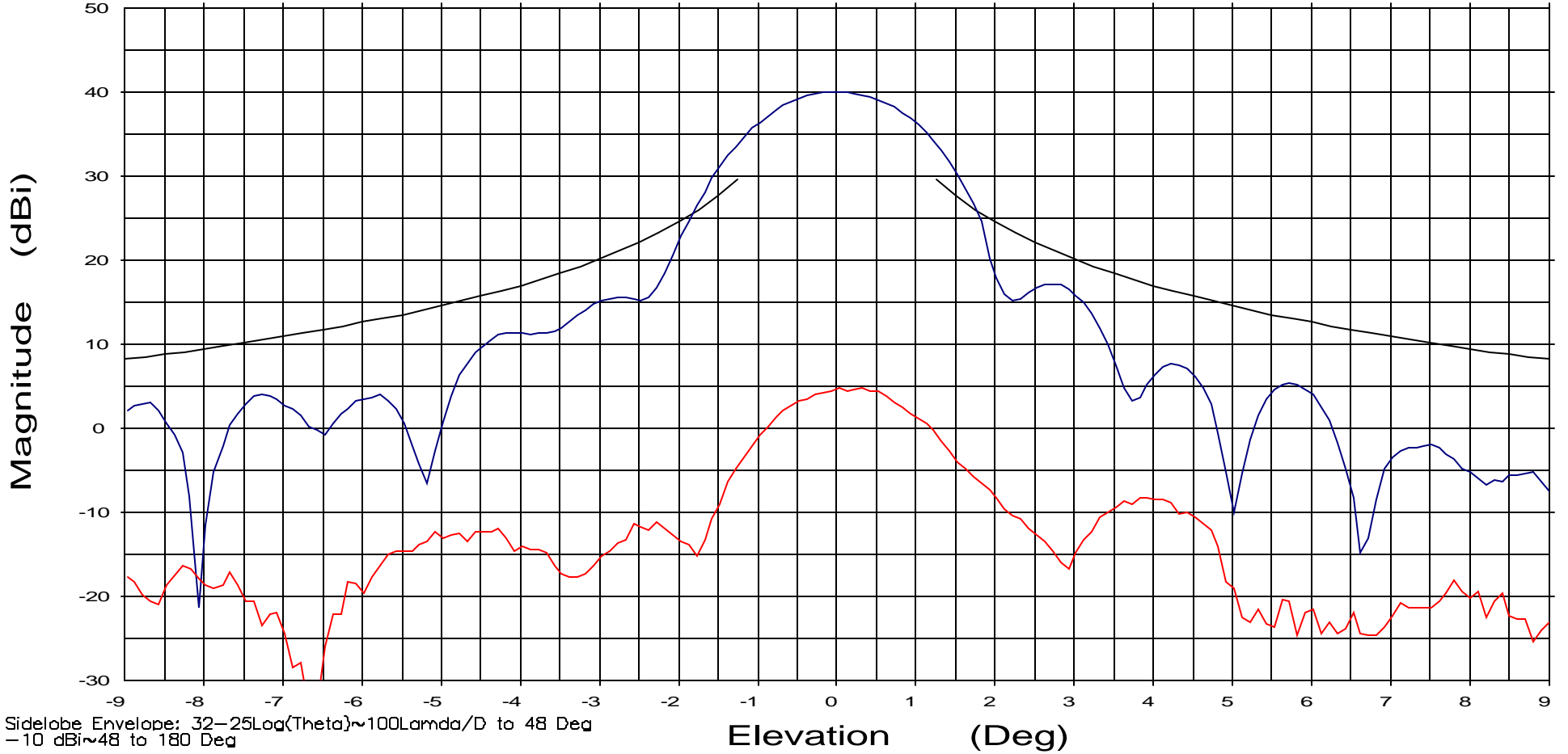
Cal. file	units
108401.dat	dBi
108405.dat	dBi

Beam Peak	
Deg	dB
-0.00	39.84
0.13	7.87

Operator: D. Lutz
Ser. no.: 070902
Channel: ch1

Tx pol: Horiz.

Rx pol: Horiz.



Sidelobe Envelope: $32 - 25 \log(\theta) \sim 100 \lambda / D$ to 48 Deg
-10 dBi ~ 48 to 180 Deg

Overlays
 108401.dat-ant_under_test — blue line
 108405.dat-ant_under_test — red line

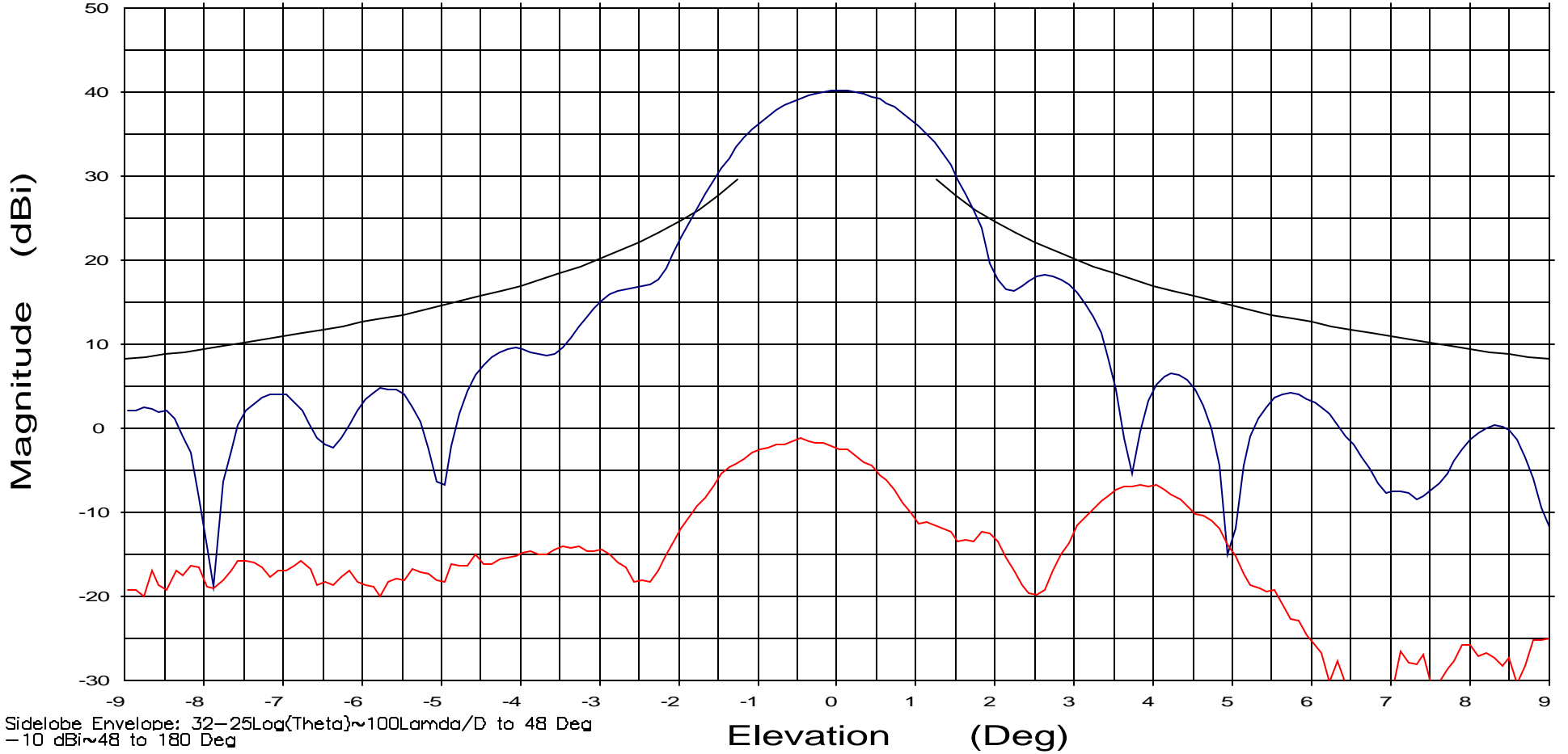
Cal. file units
 108401.dat dBi
 108405.dat dBi

Beam Peak
 Deg dB
 0.00 40.02
 0.10 4.56

Operator: D. Lutz
Ser. no.: 070902
Channel: ch1

Tx pol: Horiz.

Rx pol: Horiz.



Sidelobe Envelope: $32 - 25 \log(\theta) \sim 100 \lambda / D$ to 48 Deg
-10 dBi ~ 48 to 180 Deg

Overlays	
108401.dat-ant_under_test	—
108405.dat-ant_under_test	—

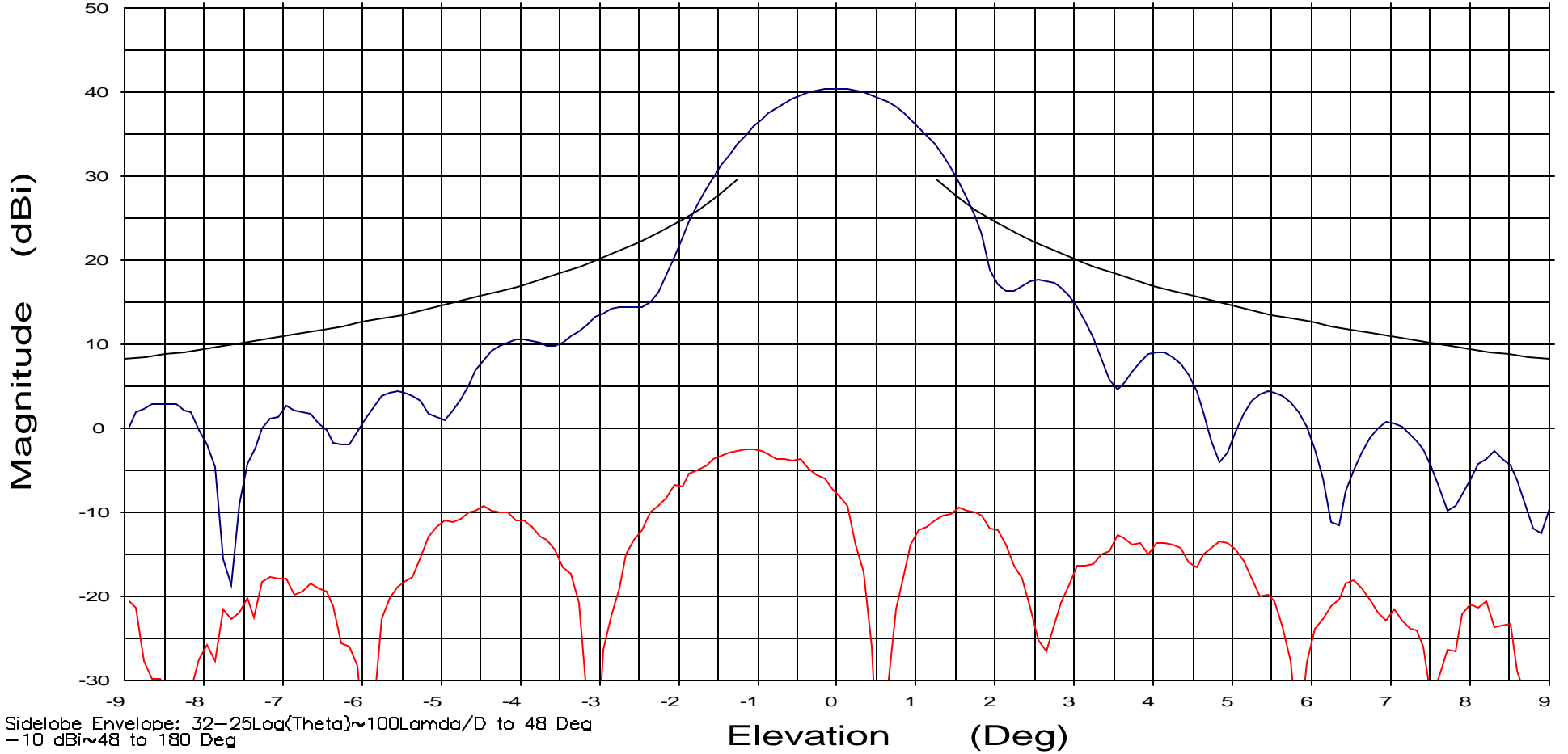
Cal. file	units
108401.dat	dBi
108405.dat	dBi

Beam Peak	
Deg	dB
0.00	40.10
-0.45	-1.28

Operator: D. Lutz
Ser. no.: 070902
Channel: ch1

Tx pol: Horiz.

Rx pol: Horiz.



Sidelobe Envelope: $32 - 25 \log(\theta) \sim 100 \lambda / D$ to 48 Deg
 -10 dBi ~ 48 to 180 Deg

Overlays

108401.dat-ant_under_test	—
108405.dat-ant_under_test	—

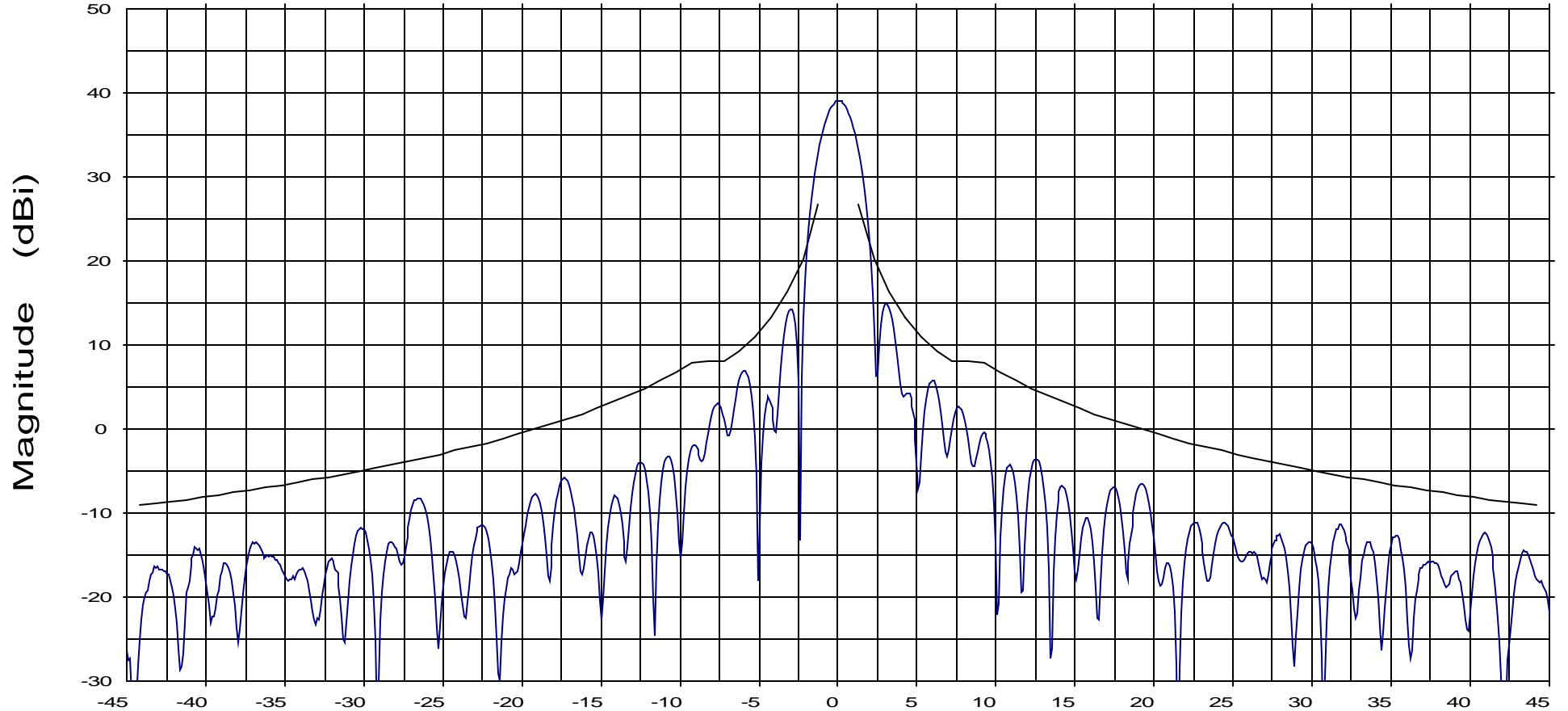
Cal. file	units
108401.dat	dBi
108405.dat	dBi

Beam Peak	
Deg	dB
-0.01	40.36
-1.07	-2.54

Operator: D. Lutz
Ser. no.: 070902
Channel: ch1

Tx pol: Horiz.

Rx pol: Horiz.



Sidelobe Envelope: $29 - 25 \log(\Theta) \sim 1.0$ to 7 Deg
 $+8$ dBi ~ 7 to 9.2 Deg | $32 - 25 \log(\Theta) \sim 9.2$ to 48 Deg
 -10 dBi ~ 48 to 180 Deg

Azimuth (Deg)

Overlays
108400.dat-ant_under_test

Cal. file
108400.dat

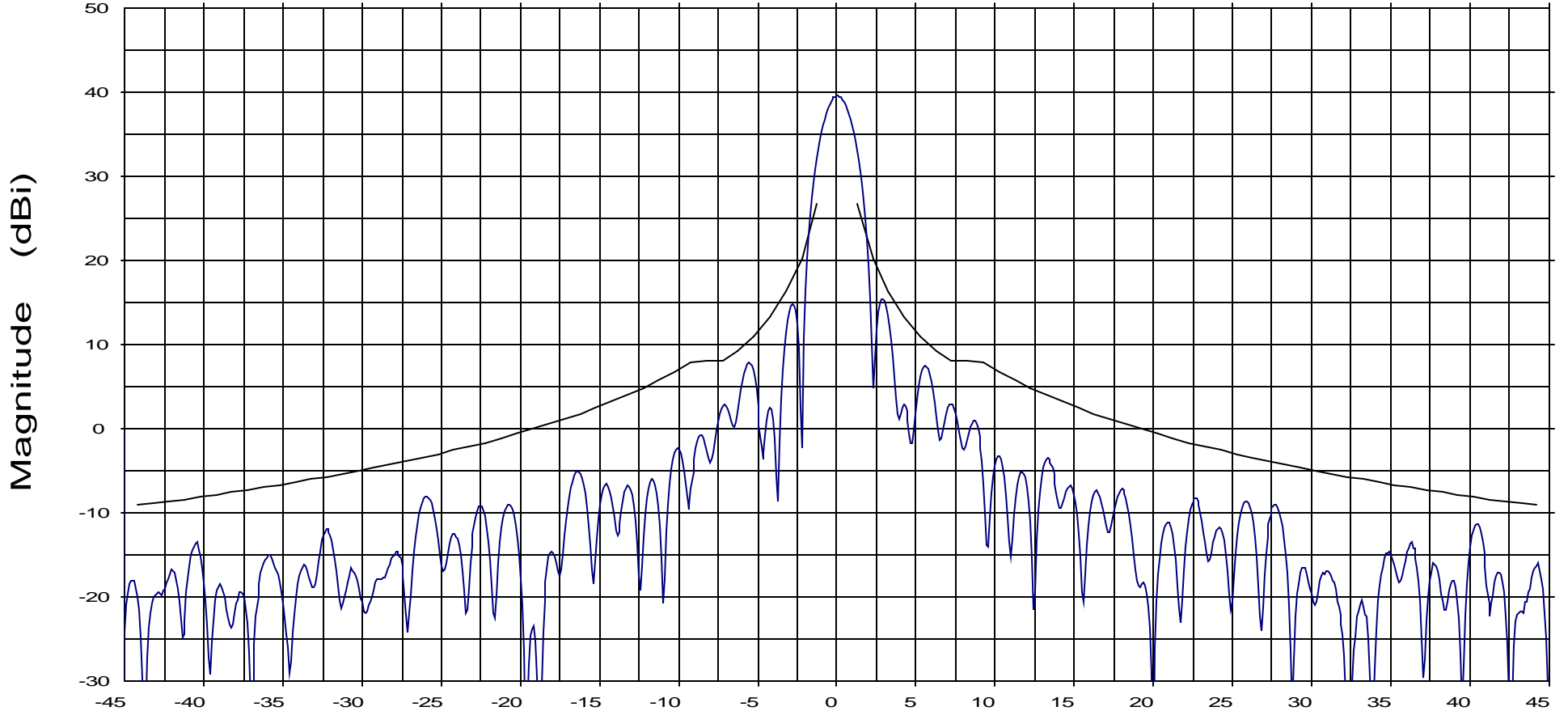
units
dBi

Beam Peak
Deg dB
0.03 39.01

Operator: D. Lutz
Ser. no.: 070902
Channel: ch1

Tx pol: Horiz.

Rx pol: Horiz.



Sidelobe Envelope: $29 - 25 \log(\theta) \approx 1.0$ to 7 Deg
 $+8$ dBi ≈ 7 to 9.2 Deg | $32 - 25 \log(\theta) \approx 9.2$ to 48 Deg
 -10 dBi ≈ 48 to 180 Deg

Azimuth (Deg)

Overlays
108400.dat-ant_under_test

Cal. file
108400.dat

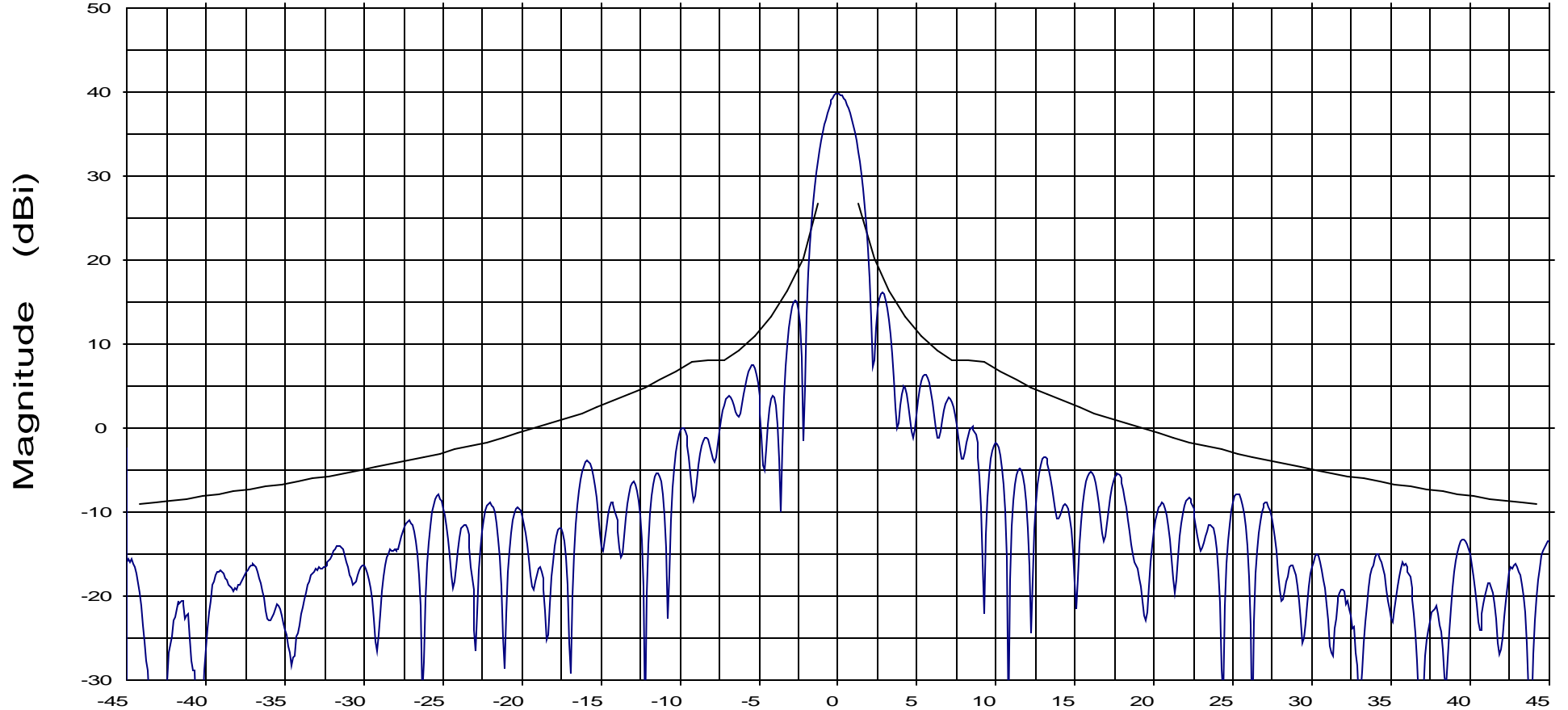
units
dBi

Beam Peak
 Deg dB
 0.03 39.49

Operator: D. Lutz
Ser. no.: 070902
Channel: ch1

Tx pol: Horiz.

Rx pol: Horiz.



Sidelobe Envelope: $29 - 25 \log(\Theta) \sim 1.0$ to 7 Deg
 $+8$ dBi ~ 7 to 9.2 Deg | $32 - 25 \log(\Theta) \sim 9.2$ to 48 Deg
 -10 dBi ~ 48 to 180 Deg

Azimuth (Deg)

Overlays
108400.dat-ant_under_test —

Cal. file
108400.dat

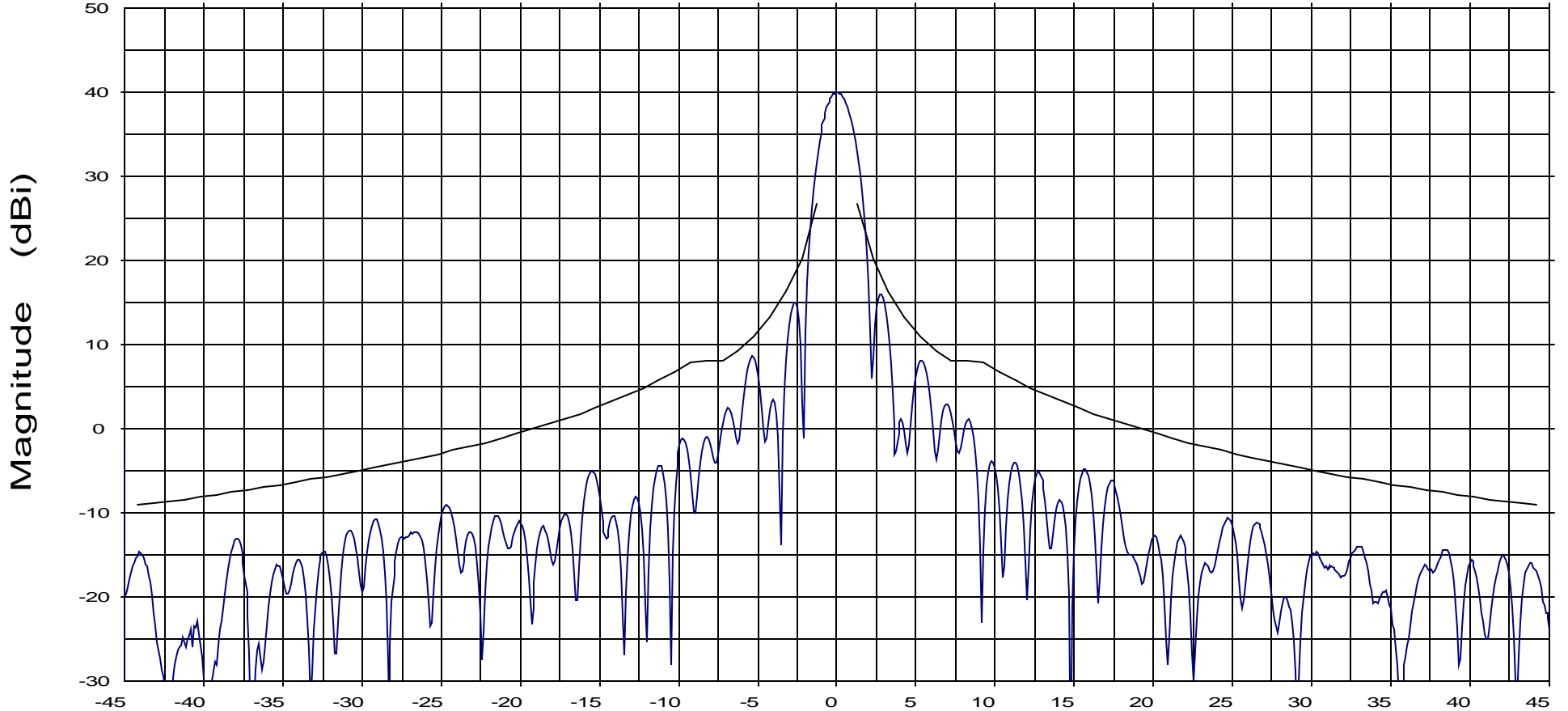
units
dBi

Beam Peak
 Deg dB
 0.03 39.70

Operator: D. Lutz
Ser. no.: 070902
Channel: ch1

Tx pol: Horiz.

Rx pol: Horiz.



Sidelobe Envelope: $29 - 25 \log(\theta) \sim 1.0$ to 7 Deg
 $+8$ dBi ~ 7 to 9.2 Deg | $32 - 25 \log(\theta) \sim 9.2$ to 48 Deg
 -10 dBi ~ 48 to 180 Deg

Overlays
 108400.dat-ant_under_test —

Cal. file
 108400.dat

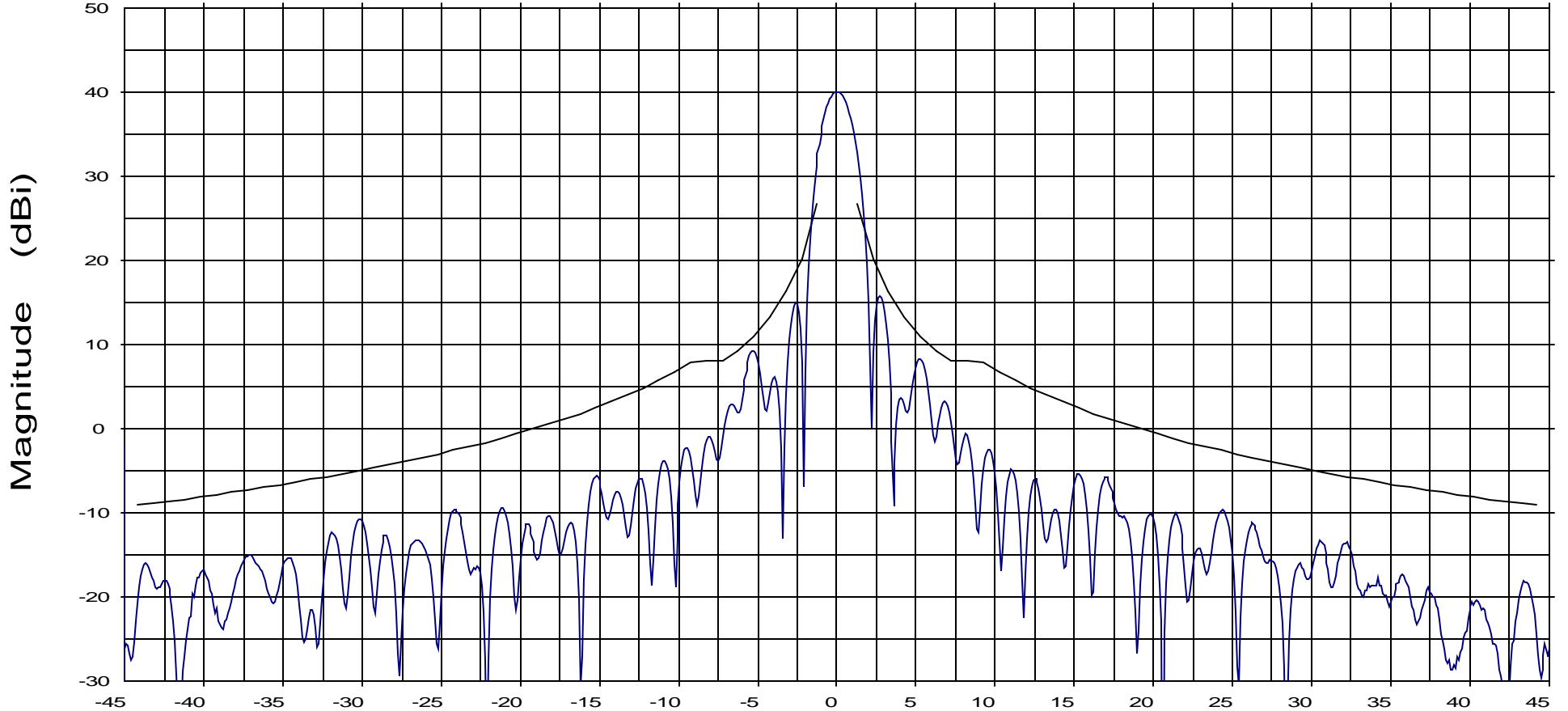
units
 dBi

Beam Peak
 Deg dB
 0.03 39.89

Operator: D. Lutz
Ser. no.: 070902
Channel: ch1

Tx pol: Horiz.

Rx pol: Horiz.



Sidelobe Envelope: $29 - 25 \log(\theta) \sim 1.0$ to 7 Deg
 $+8$ dBi ~ 7 to 9.2 Deg | $32 - 25 \log(\theta) \sim 9.2$ to 48 Deg
 -10 dBi ~ 48 to 180 Deg

Azimuth (Deg)

Overlays
108400.dat-ant_under_test —

Cal. file
108400.dat

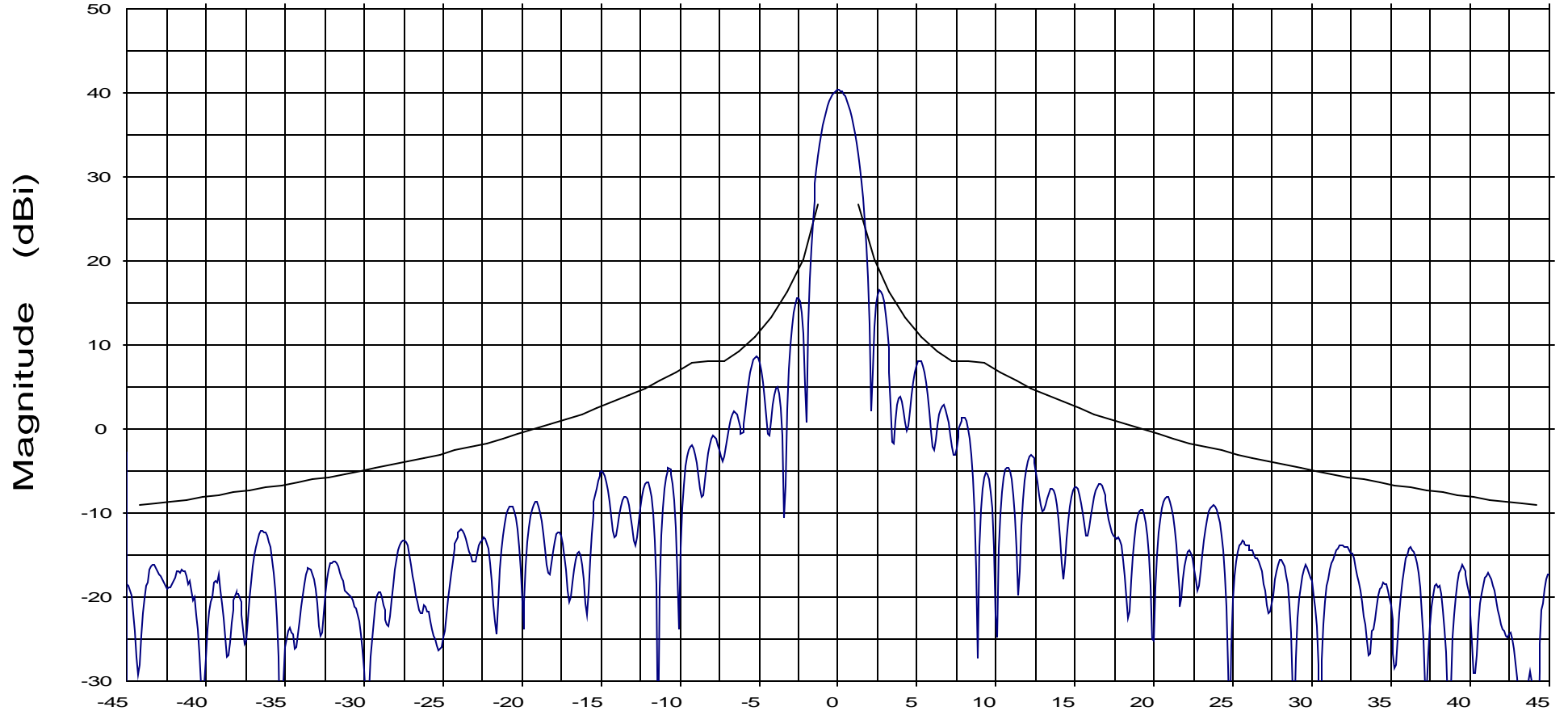
units
dBi

Beam Peak
 Deg dB
 0.03 39.96

Operator: D. Lutz
Ser. no.: 070902
Channel: ch1

Tx pol: Horiz.

Rx pol: Horiz.



Sidelobe Envelope: 29-25Log(Theta)~1.0 to 7 Deg
+8 dBi~7 to 9.2 Deg | 32-25Log(Theta)~9.2 to 48 Deg
-10 dBi~48 to 180 Deg

Azimuth (Deg)

Overlays
108400.dat-ant_under_test

Cal. file
108400.dat

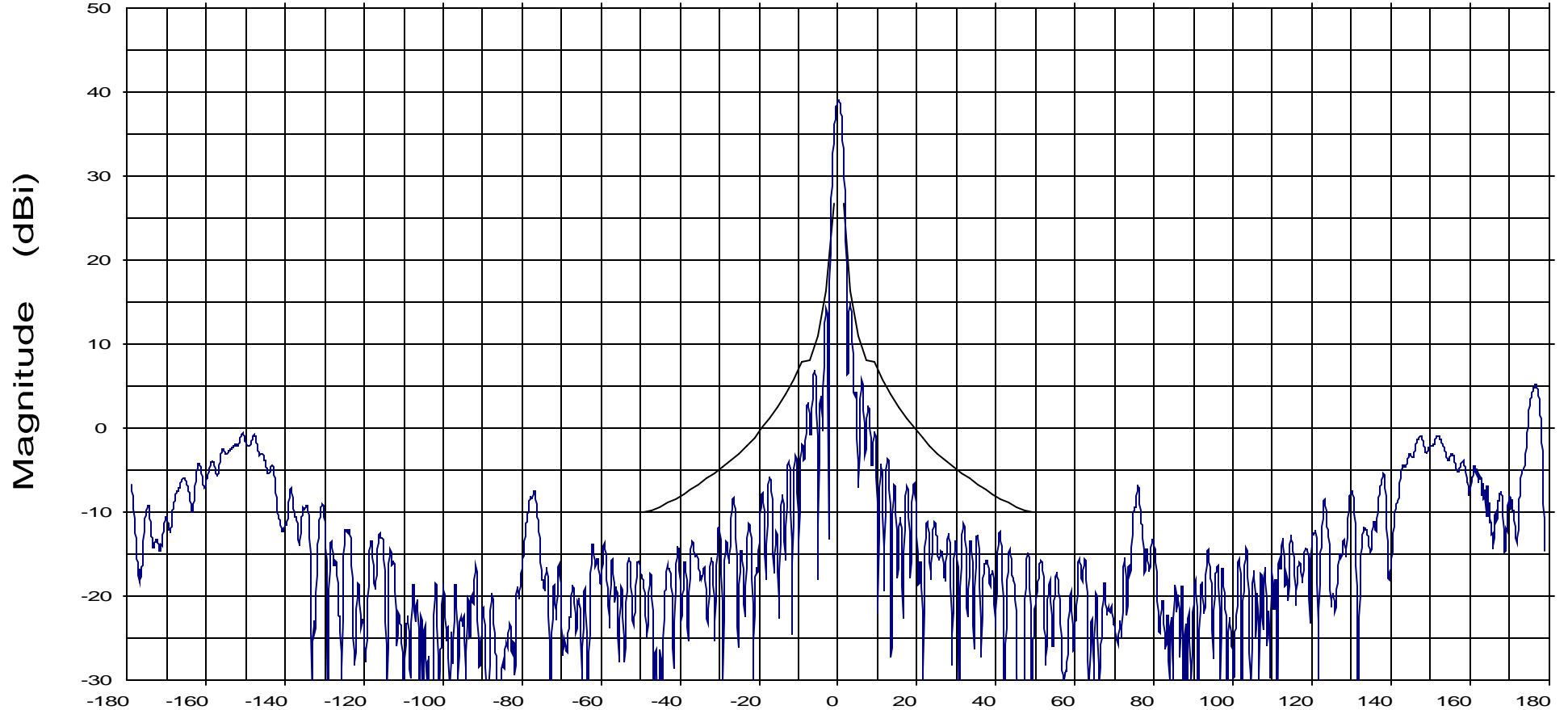
units
dBi

Beam Peak
Deg dB
0.02 40.28

Operator: D. Lutz
Ser. no.: 070902
Channel: ch1

Tx pol: Horiz.

Rx pol: Horiz.



Sidelobe Envelope: $29 - 25 \log(\theta) \sim 1.0$ to 7 Deg
 $+8$ dBi ~ 7 to 9.2 Deg | $32 - 25 \log(\theta) \sim 9.2$ to 48 Deg
 -10 dBi ~ 48 to 180 Deg

Azimuth (Deg)

Overlays
108400.dat-ant_under_test —

Cal. file
108400.dat

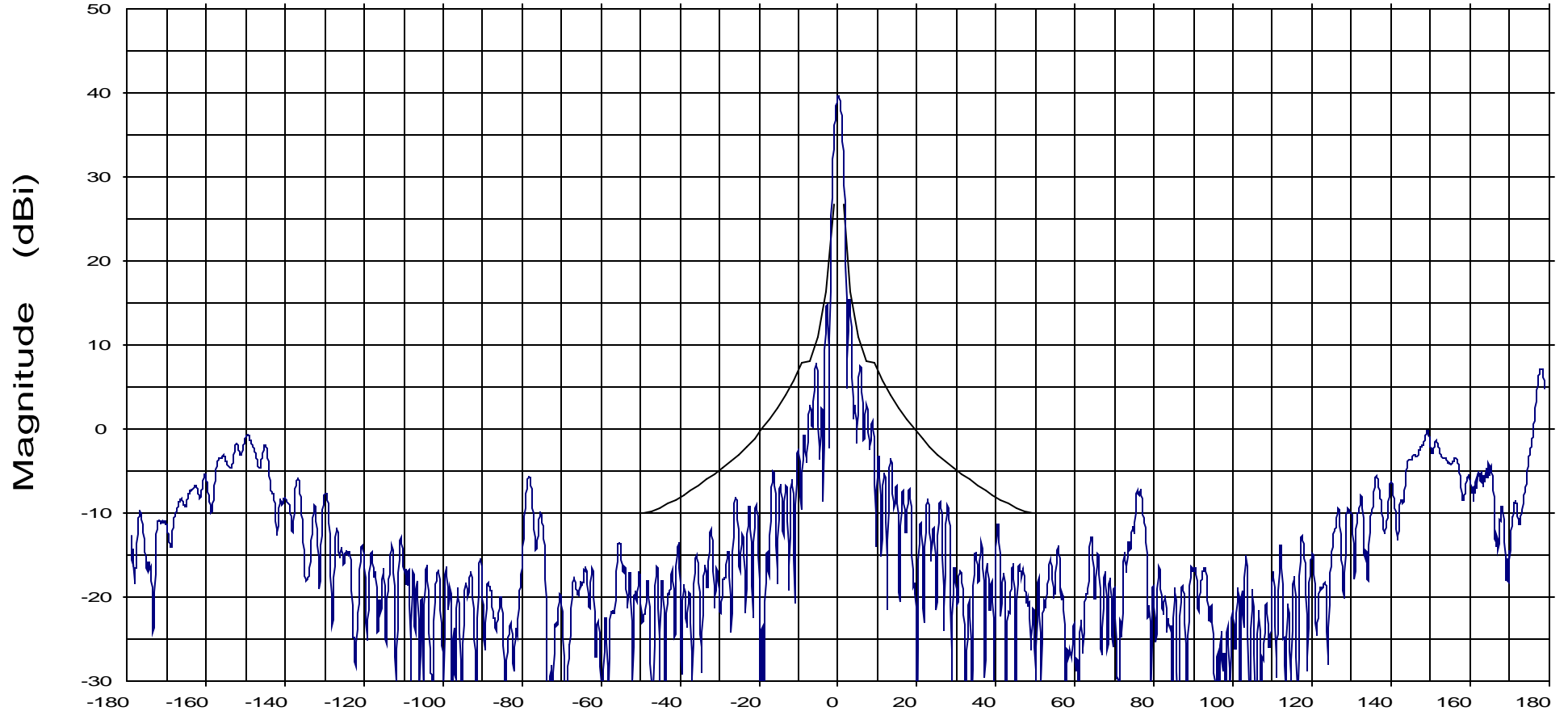
units
dBi

Beam Peak
Deg dB
0.03 39.01

Operator: D. Lutz
Ser. no.: 070902
Channel: ch1

Tx pol: Horiz.

Rx pol: Horiz.



Sidelobe Envelope: $29 - 25 \log(\theta) \sim 1.0$ to 7 Deg
 $+8$ dBi ~ 7 to 9.2 Deg | $32 - 25 \log(\theta) \sim 9.2$ to 48 Deg
 -10 dBi ~ 48 to 180 Deg

Overlays
108400.dat-ant_under_test —

Cal. file
108400.dat

units
dBi

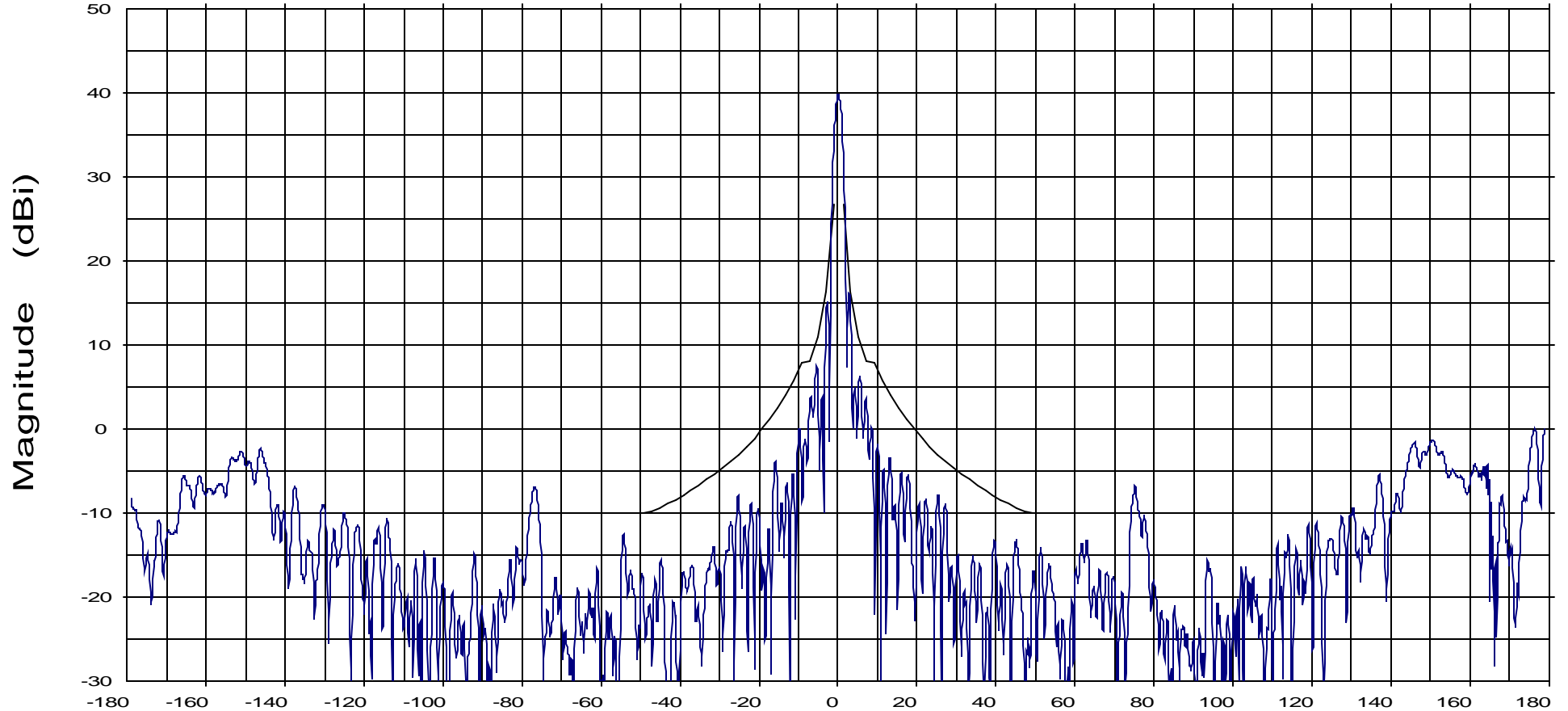
Azimuth (Deg)

Beam Peak
Deg dB
0.03 39.49

Operator: D. Lutz
Ser. no.: 070902
Channel: ch1

Tx pol: Horiz.

Rx pol: Horiz.



Sidelobe Envelope: $29 - 25 \log(\theta) \sim 1.0$ to 7 Deg
 $+8$ dBi ~ 7 to 9.2 Deg | $32 - 25 \log(\theta) \sim 9.2$ to 48 Deg
 -10 dBi ~ 48 to 180 Deg

Azimuth (Deg)

Overlays
108400.dat-ant_under_test —

Cal. file
108400.dat

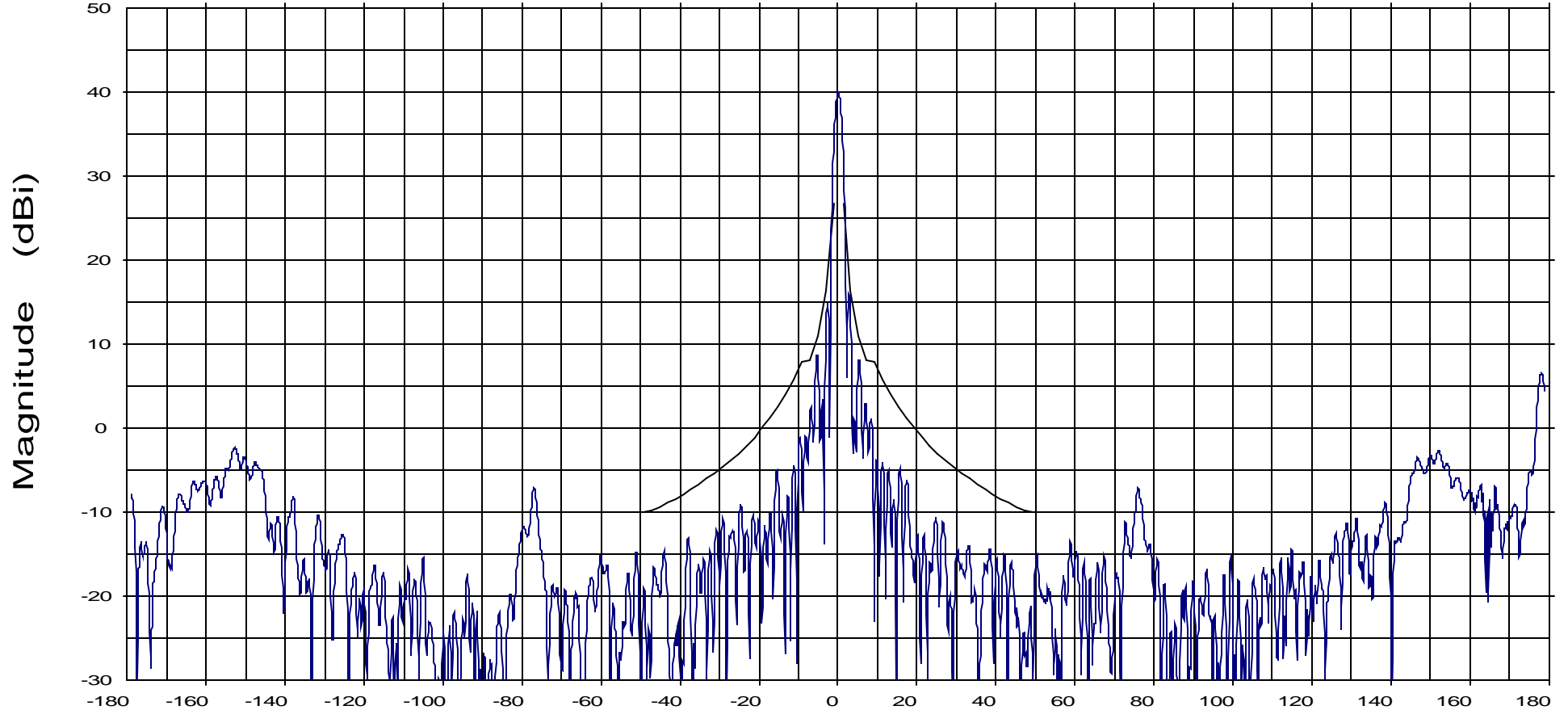
units
dBi

Beam Peak
Deg dB
0.03 39.70

Operator: D. Lutz
Ser. no.: 070902
Channel: ch1

Tx pol: Horiz.

Rx pol: Horiz.



Sidelobe Envelope: $29 - 25 \log(\theta) \sim 1.0$ to 7 Deg
+8 dBi ~ 7 to 9.2 Deg | $32 - 25 \log(\theta) \sim 9.2$ to 48 Deg
-10 dBi ~ 48 to 180 Deg

Azimuth (Deg)

Overlays
108400.dat-ant_under_test —

Cal. file
108400.dat

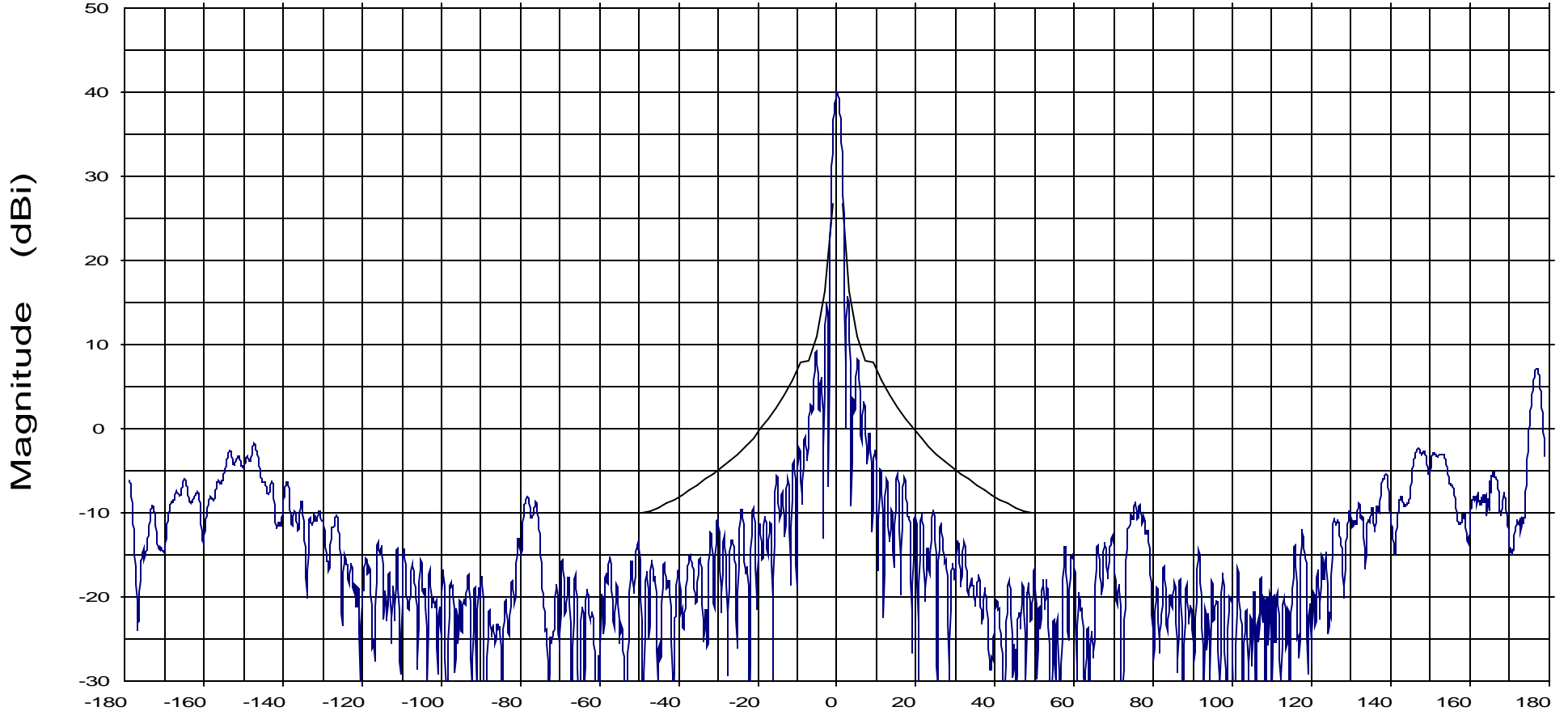
units
dBi

Beam Peak
Deg dB
0.03 39.89

Operator: D. Lutz
Ser. no.: 070902
Channel: ch1

Tx pol: Horiz.

Rx pol: Horiz.



Sidelobe Envelope: $29 - 25 \log(\theta) \sim 1.0$ to 7 Deg
 $+8$ dBi ~ 7 to 9.2 Deg | $32 - 25 \log(\theta) \sim 9.2$ to 48 Deg
 -10 dBi ~ 48 to 180 Deg

Azimuth (Deg)

Overlays
108400.dat-ant_under_test —

Cal. file
108400.dat

units
dBi

Beam Peak
 Deg dB
 0.03 39.96

File: See Legend

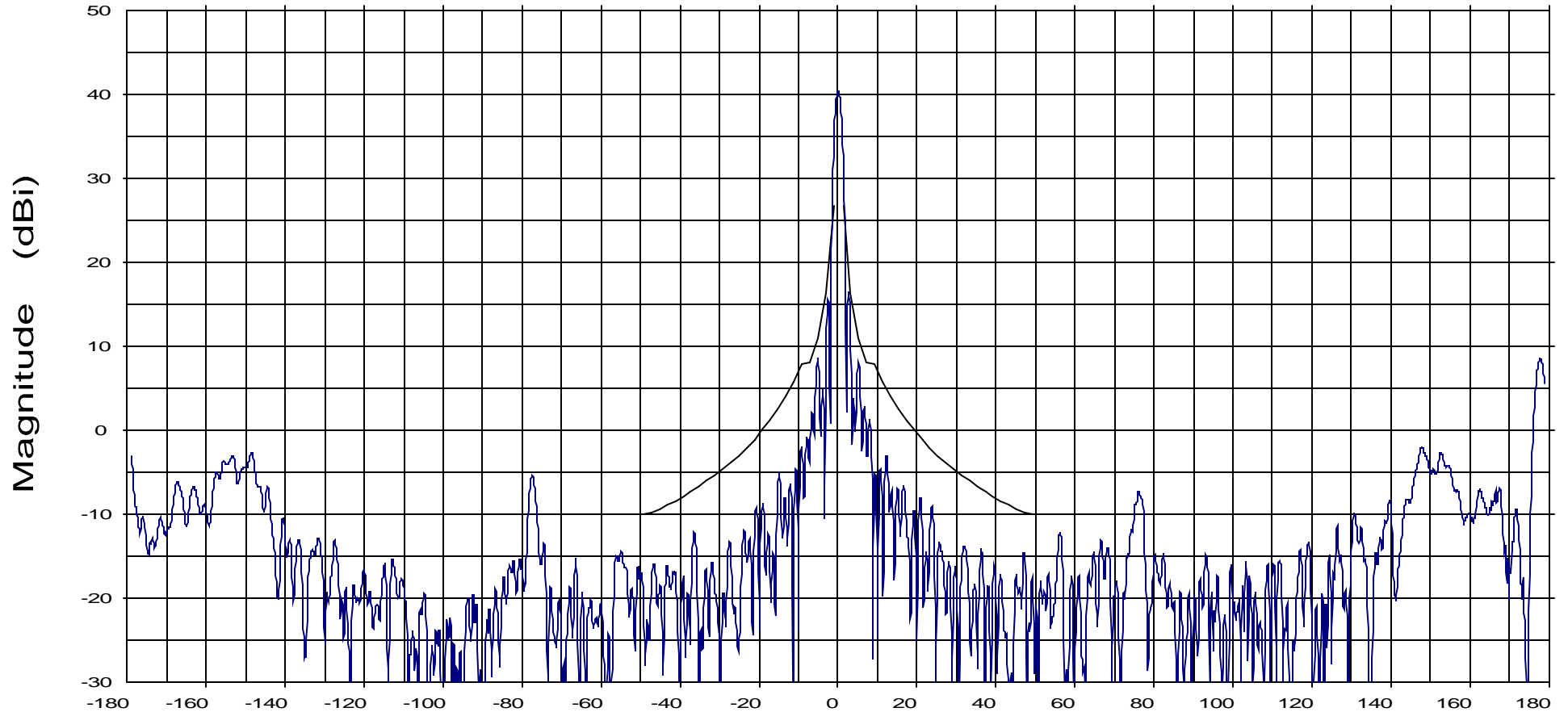
98cm Ku-Band Rx/Tx Antenna System

Frequency : 12.750 GHz

Operator: D. Lutz
Ser. no.: 070902
Channel: ch1

Tx pol: Horiz.

Rx pol: Horiz.



Sidelobe Envelope: $29 - 25 \log(\theta) \sim 1.0$ to 7 Deg
 $+8$ dBi ~ 7 to 9.2 Deg | $32 - 25 \log(\theta) \sim 9.2$ to 48 Deg
 -10 dBi ~ 48 to 180 Deg

Azimuth (Deg)

Overlays
108400.dat-ant_under_test —

Cal. file
108400.dat

units
dBi

Beam Peak
Deg dB
0.02 40.28