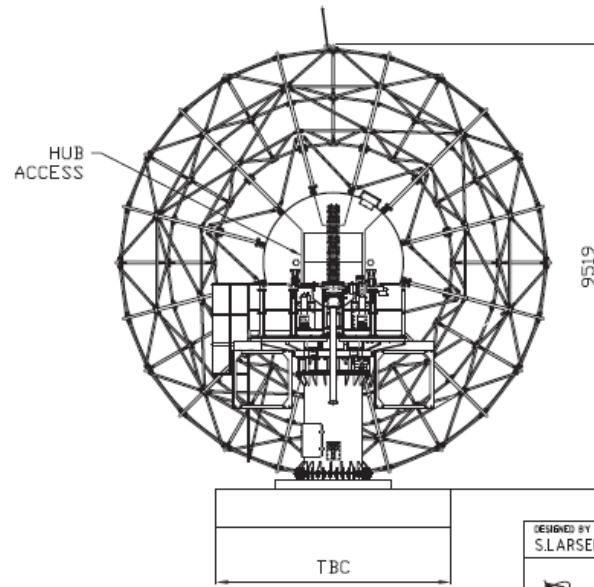
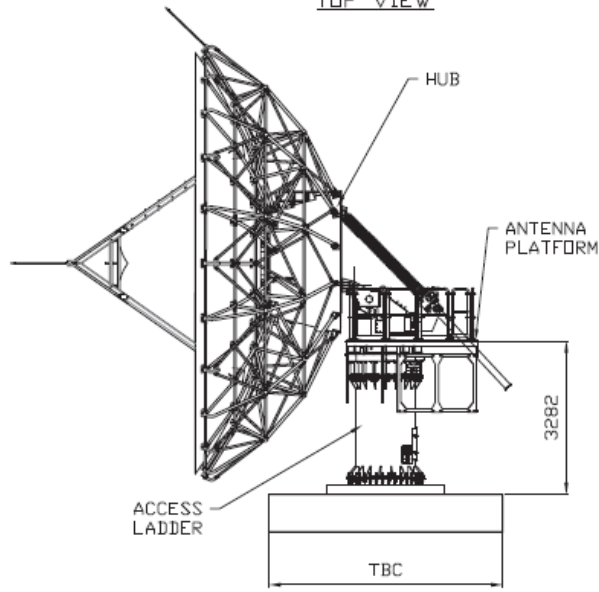
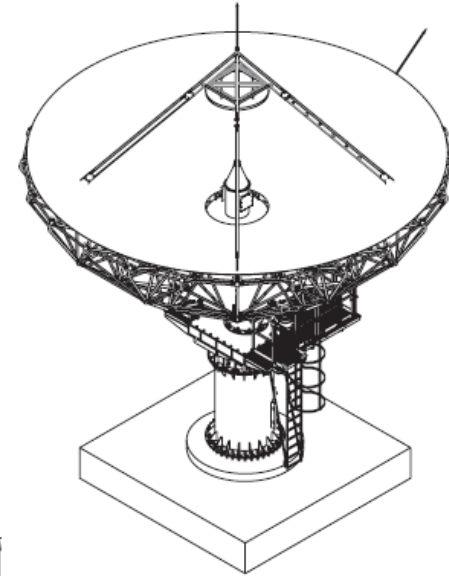
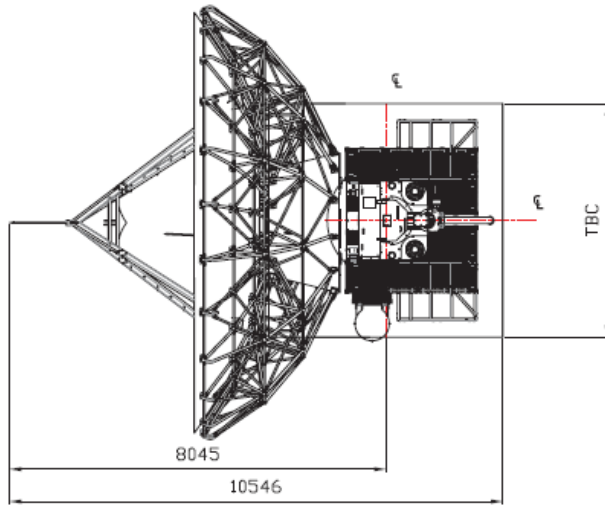


THIS DRAWING AND THE INFORMATION CONTAINED THEREIN, MAY NOT BE USED OR REPRODUCED WITHOUT WRITTEN APPROVAL OF KRATOS COMMUNICATIONS LTD.

REV	REVISION NOTE	DATE	APPROVED
1	PRELIMINARY RELEASE	12/11/18	J.BAKER
2	HVAC FRAMES ADDED	07/06/19	J.BAKER



DESIGNED BY S.LARSEN	ENGINEER M.HERON	APPROVED J.BAKER	DATE 12/11/18	SCALE 1:100
		DRAWING TITLE ██████████ KA-BAND GATEWAYS 9m THA LAYOUT		
A3		DWG NO. 20108-220-DWG	REV 2	SHEET 1/2
KRATOS COMMUNICATIONS LTD, UNIT 17, PRINCES PARK, 4th AV., TYNE & WEAR, NE11 0LQ				