

Measurement Results

1-7334/18-01-05_log1_conducted

[Test logging](#)

This addendum is electronically signed and valid without handwritten signature.
For verification of the electronic signatures, the public keys can be requested at the testing laboratory.

Document authorized:

Mihail Dorongovskij
Lab Manager
Radio Communications & EMC

Table of Content

IUT Summary	3
1. FCC Part 15.247 Maximum Peak Conducted Output Power FHSS ~ BT Classic Basic rate	4
2. FCC Part 15.247 Maximum Peak Conducted Output Power FHSS ~ BT Classic EDR Pi/4DQPSK	8
3. FCC Part 15.247 Maximum Peak Conducted Output Power FHSS ~ BT Classic EDR 8DPSK	12
4. FCC Part 15.247 Number Of Hopping Channels FHSS ~ BT Classic Basic rate	16
5. FCC Part 15.247 Carrier Frequency Separation FHSS ~ BT Classic Basic rate	20
6. FCC Part 15.247 Carrier Frequency Separation FHSS ~ BT Classic EDR Pi/4DQPSK	23
7. FCC Part 15.247 Carrier Frequency Separation FHSS ~ BT Classic EDR 8DPSK	26
8. FCC Part 15.247 TX Spurious Conducted ~ BT Classic Basic rate	29
9. FCC Part 15.247 TX Spurious Conducted ~ BT Classic EDR Pi/4DQPSK	34
10. FCC Part 15.247 TX Spurious Conducted ~ BT Classic EDR 8DPSK	39
11. FCC Part 15.247 Bandwidth 99PCT-20dB ~ BT Classic Basic rate	44
12. FCC Part 15.247 Bandwidth 99PCT-20dB ~ BT Classic EDR Pi/4DQPSK	52
13. FCC Part 15.247 Bandwidth 99PCT-20dB ~ BT Classic EDR 8DPSK	60
14. Common2G4 Peak Output Power conducted 3MHz_3MHz BT Classic Basic rate	68

IUT Summary

IUT DEFINITION	
Manufacturer	Robert Bosch Car Multimedia GmbH
Type	John Deere Base 4
Serial No.	BT Address BAEC026A7076
Setup No.	NI
SW Version	NI
HW Version	NI
Comment 1	NI
Comment 2	NI

IUT Common Settings	
Tlow [°C]	-20
Tmid [°C]	20
Thigh [°C]	70
Vlow [V]	12
Vmid [V]	24
Vhigh [V]	32
Imax [A]	3
Auto Control enabled Power Supply Climatic Box	Yes No
Antenna Gain [dBi]	0
Additional Path Loss [dB]	1.2

IUT Common Settings BT Classic	
Intermodulation Value N	3
Image Freq. Low Mid High [MHz]	0 0 0
Power Class	2
Power Control	No
Longest Supported Packet Type	DH5
RF Supported	Basic Rate True EDR Pi/4DQPSK True EDR 8DPSK True
Testmode	LOOPback
Perform Inquiry	Yes
IUT BT Address	0123456789AB
Signaling BT Address	BABEBEDADBAD
Switch Matrix & Pathcompensation enabled	Yes

1. FCC Part 15.247 Maximum Peak Conducted Output Power FHSS ~ BT Classic Basic rate

Test References	
TC Start	17.05.2019 11:56:35
System Version	1.0.0.15
Test Specification	FCC Part 15.247
Test Method	
Class / TC Version / TC ID	TC_VM_FCC15247_Maximum_Peak_Conducted_Output_Power_FHSS_V01 Version: 0.0.1 TCID_FCC15247_4
My Description	FCC 15.247 Maximum Peak Output Power Conducted FHSS - BT Classic Basic Rate
Add. Information	

Test Parameter	
Technology to test	BT Classic Basic rate
Antenna Port used	1
Temperature	mid
Voltage	mid
Frequency low to test	True Freq [MHz] 2402
Frequency mid to test	True Freq [MHz] 2441
Frequency high to test	True Freq [MHz] 2480
Pattern	PRBS9
Switched Path	IUT - SignalingUnit - SpectrumAnalyzer
Devices in use	SigBT: Rohde&Schwarz,CMW,1201.0002k75/100683,3.7.70 SA: Rohde&Schwarz,FSV-30,1321.3008K30/103809,3.40

Test at TX 2402 MHz

RESULT: BT Classic Connection check

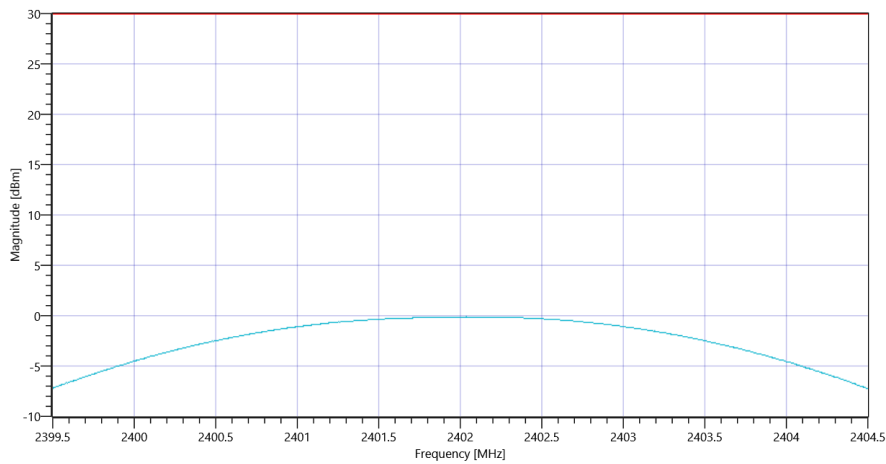
Test Description	Lower Limit	Upper Limit	Measured	Unit	Verdict
Connection result	---	---	---	--	TCON

READ SA SETTINGS:

Ref. Level [dBm]	9.68
Ref. Lev. offs [dB]	10.99
Input Attenuation [dB]	15
Freq. Start [MHz]	2399.500
Freq. Stop [MHz]	2404.500
Resolution BW. [MHz]	3.000000
Video BW. [MHz]	10.000000
Detector	POS
Sweep Time [ms]	1000
Sweep Points/Section	1001
Sweep Count	10
Sweep Mode	MAXH
Used Sweep Type	SWE

RESULT: TC_VM_FCC15247_Maximum_Peak_Conducted_Output_Power_FHSS_V01

Test Description	Lower Limit	Upper Limit	Measured	Unit	Verdict
Peak Power	---	30.00	-0.12	dBm	PASS
Peak Power	---	1000	0.972747	mW	PASS
Frequency at Peak	---	---	2402.035	MHz	Information



Plot_FCC Part 15.247 Maximum Peak Conducted Output Power FHSS ~ BT Classic Basic rate_17052019_115707.png

Test at TX 2441 MHz

RESULT: BT Classic Connection check

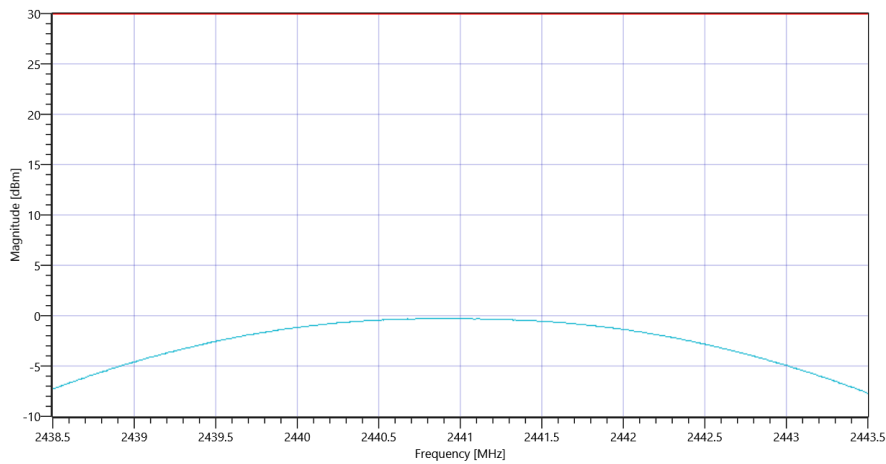
Test Description	Lower Limit	Upper Limit	Measured	Unit	Verdict
Connection result	---	---	---	--	TCON

READ SA SETTINGS:

Ref. Level [dBm]	9.55
Ref. Lev. offs [dB]	11.11
Input Attenuation [dB]	15
Freq. Start [MHz]	2438.500
Freq. Stop [MHz]	2443.500
Resolution BW. [MHz]	3.000000
Video BW. [MHz]	10.000000
Detector	POS
Sweep Time [ms]	1000
Sweep Points/Section	1001
Sweep Count	10
Sweep Mode	MAXH
Used Sweep Type	SWE

RESULT: TC_VM_FCC15247_Maximum_Peak_Conducted_Output_Power_FHSS_V01

Test Description	Lower Limit	Upper Limit	Measured	Unit	Verdict
Peak Power	---	30.00	-0.28	dBm	PASS
Peak Power	---	1000	0.937562	mW	PASS
Frequency at Peak	---	---	2440.92	MHz	Information



Plot_FCC Part 15.247 Maximum Peak Conducted Output Power FHSS ~ BT Classic Basic rate_17052019_115731.png

Test at TX 2480 MHz

RESULT: BT Classic Connection check

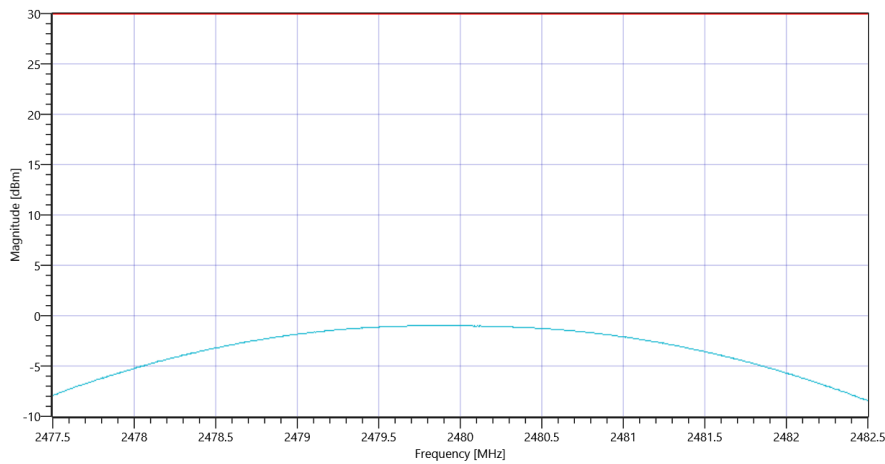
Test Description	Lower Limit	Upper Limit	Measured	Unit	Verdict
Connection result	---	---	---	--	TCON

READ SA SETTINGS:

Ref. Level [dBm]	8.83
Ref. Lev. offs [dB]	11.16
Input Attenuation [dB]	15
Freq. Start [MHz]	2477.500
Freq. Stop [MHz]	2482.500
Resolution BW. [MHz]	3.000000
Video BW. [MHz]	10.000000
Detector	POS
Sweep Time [ms]	1000
Sweep Points/Section	1001
Sweep Count	10
Sweep Mode	MAXH
Used Sweep Type	SWE

RESULT: TC_VM_FCC15247_Maximum_Peak_Conducted_Output_Power_FHSS_V01

Test Description	Lower Limit	Upper Limit	Measured	Unit	Verdict
Peak Power	---	30.00	-0.98	dBm	PASS
Peak Power	---	1000	0.797995	mW	PASS
Frequency at Peak	---	---	2479.955	MHz	Information



Plot_FCC Part 15.247 Maximum Peak Conducted Output Power FHSS ~ BT Classic Basic rate_17052019_115755.png

TEST FINISHED

General Verdict

17.05.2019 11:57:55 / RT: 79 s

PASS

2. FCC Part 15.247 Maximum Peak Conducted Output Power FHSS ~ BT Classic EDR Pi/4DQPSK

Test References	
TC Start	17.05.2019 11:57:59
System Version	1.0.0.15
Test Specification	FCC Part 15.247
Test Method	
Class / TC Version / TC ID	TC_VM_FCC15247_Maximum_Peak_Conducted_Output_Power_FHSS_V01 Version: 0.0.1 TCID_FCC15247_4
My Description	FCC 15.247 Maximum Peak Output Power Conducted FHSS - BT Classic EDR Pi/4DQPSK
Add. Information	

Test Parameter	
Technology to test	BT Classic EDR Pi/4DQPSK
Antenna Port used	1
Temperature	mid
Voltage	mid
Frequency low to test	True Freq [MHz] 2402
Frequency mid to test	True Freq [MHz] 2441
Frequency high to test	True Freq [MHz] 2480
Pattern	PRBS9
Switched Path	IUT - SignalingUnit - SpectrumAnalyzer
Devices in use	SigBT: Rohde&Schwarz,CMW,1201.0002k75/100683,3.7.70 SA: Rohde&Schwarz,FSV-30,1321.3008K30/103809,3.40

Test at TX 2402 MHz

RESULT: BT Classic Connection check

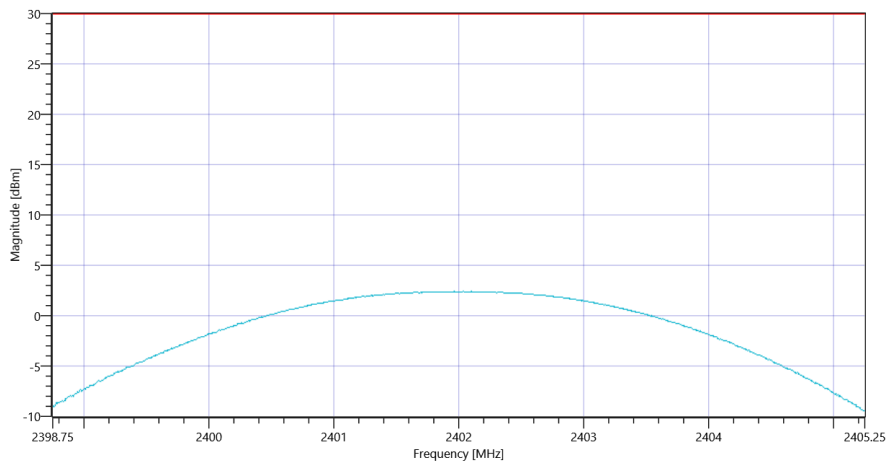
Test Description	Lower Limit	Upper Limit	Measured	Unit	Verdict
Connection result	---	---	---	--	TCON

READ SA SETTINGS:

Ref. Level [dBm]	11.66
Ref. Lev. offs [dB]	10.99
Input Attenuation [dB]	20
Freq. Start [MHz]	2398.750
Freq. Stop [MHz]	2405.250
Resolution BW. [MHz]	3.000000
Video BW. [MHz]	10.000000
Detector	POS
Sweep Time [ms]	1000
Sweep Points/Section	1001
Sweep Count	10
Sweep Mode	MAXH
Used Sweep Type	SWE

RESULT: TC_VM_FCC15247_Maximum_Peak_Conducted_Output_Power_FHSS_V01

Test Description	Lower Limit	Upper Limit	Measured	Unit	Verdict
Peak Power	---	30.00	2.4	dBm	PASS
Peak Power	---	1000	1.737801	mW	PASS
Frequency at Peak	---	---	2401.968	MHz	Information



Plot_FCC Part 15.247 Maximum Peak Conducted Output Power FHSS ~ BT Classic EDR Pi-4DQPSK_17052019_115833.png

Test at TX 2441 MHz

RESULT: BT Classic Connection check

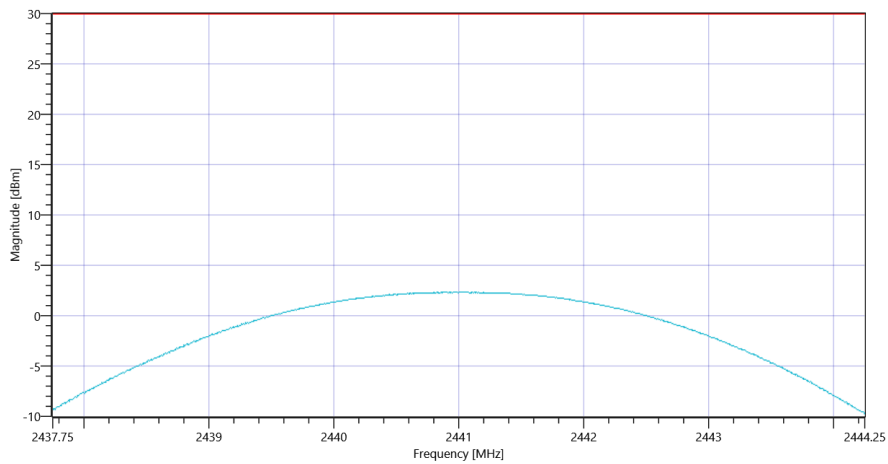
Test Description	Lower Limit	Upper Limit	Measured	Unit	Verdict
Connection result	---	---	---	--	TCON

READ SA SETTINGS:

Ref. Level [dBm]	11.59
Ref. Lev. offs [dB]	11.11
Input Attenuation [dB]	20
Freq. Start [MHz]	2437.750
Freq. Stop [MHz]	2444.250
Resolution BW. [MHz]	3.000000
Video BW. [MHz]	10.000000
Detector	POS
Sweep Time [ms]	1000
Sweep Points/Section	1001
Sweep Count	10
Sweep Mode	MAXH
Used Sweep Type	SWE

RESULT: TC_VM_FCC15247_Maximum_Peak_Conducted_Output_Power_FHSS_V01

Test Description	Lower Limit	Upper Limit	Measured	Unit	Verdict
Peak Power	---	30.00	2.33	dBm	PASS
Peak Power	---	1000	1.710015	mW	PASS
Frequency at Peak	---	---	2441.046	MHz	Information



Plot_FCC Part 15.247 Maximum Peak Conducted Output Power FHSS ~ BT Classic EDR Pi-4DQPSK_17052019_115856.png

Test at TX 2480 MHz

RESULT: BT Classic Connection check

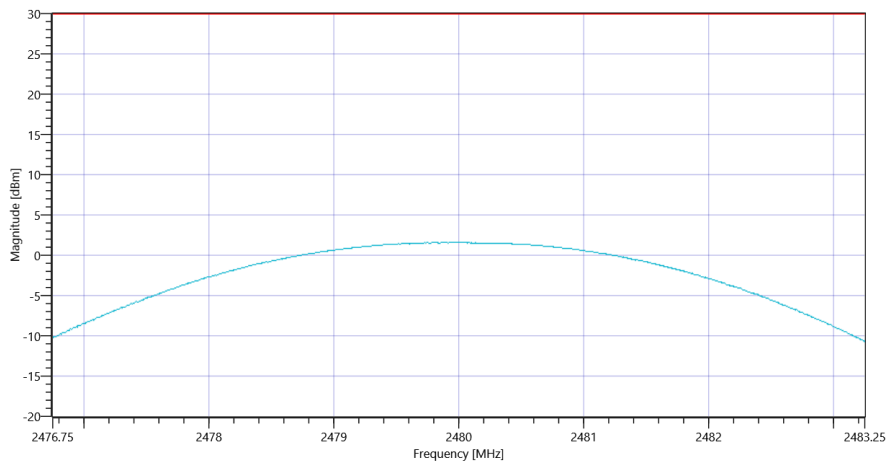
Test Description	Lower Limit	Upper Limit	Measured	Unit	Verdict
Connection result	---	---	---	--	TCON

READ SA SETTINGS:

Ref. Level [dBm]	10.98
Ref. Lev. offs [dB]	11.16
Input Attenuation [dB]	15
Freq. Start [MHz]	2476.750
Freq. Stop [MHz]	2483.250
Resolution BW. [MHz]	3.000000
Video BW. [MHz]	10.000000
Detector	POS
Sweep Time [ms]	1000
Sweep Points/Section	1001
Sweep Count	10
Sweep Mode	MAXH
Used Sweep Type	SWE

RESULT: TC_VM_FCC15247_Maximum_Peak_Conducted_Output_Power_FHSS_V01

Test Description	Lower Limit	Upper Limit	Measured	Unit	Verdict
Peak Power	---	30.00	1.57	dBm	PASS
Peak Power	---	1000	1.435489	mW	PASS
Frequency at Peak	---	---	2479.942	MHz	Information



Plot_FCC Part 15.247 Maximum Peak Conducted Output Power FHSS ~ BT Classic EDR Pi-4DQPSK_17052019_115920.png

TEST FINISHED

General Verdict

17.05.2019 11:59:20 / RT: 81 s

PASS

3. FCC Part 15.247 Maximum Peak Conducted Output Power FHSS ~ BT Classic EDR 8DPSK

Test References	
TC Start	17.05.2019 11:59:24
System Version	1.0.0.15
Test Specification	FCC Part 15.247
Test Method	
Class / TC Version / TC ID	TC_VM_FCC15247_Maximum_Peak_Conducted_Output_Power_FHSS_V01 Version: 0.0.1 TCID_FCC15247_4
My Description	FCC 15.247 Maximum Peak Output Power Conducted FHSS - BT Classic EDR 8DPSK
Add. Information	

Test Parameter	
Technology to test	BT Classic EDR 8DPSK
Antenna Port used	1
Temperature	mid
Voltage	mid
Frequency low to test	True Freq [MHz] 2402
Frequency mid to test	True Freq [MHz] 2441
Frequency high to test	True Freq [MHz] 2480
Pattern	PRBS9
Switched Path	IUT - SignalingUnit - SpectrumAnalyzer
Devices in use	SigBT: Rohde&Schwarz,CMW,1201.0002k75/100683,3.7.70 SA: Rohde&Schwarz,FSV-30,1321.3008K30/103809,3.40

Test at TX 2402 MHz

RESULT: BT Classic Connection check

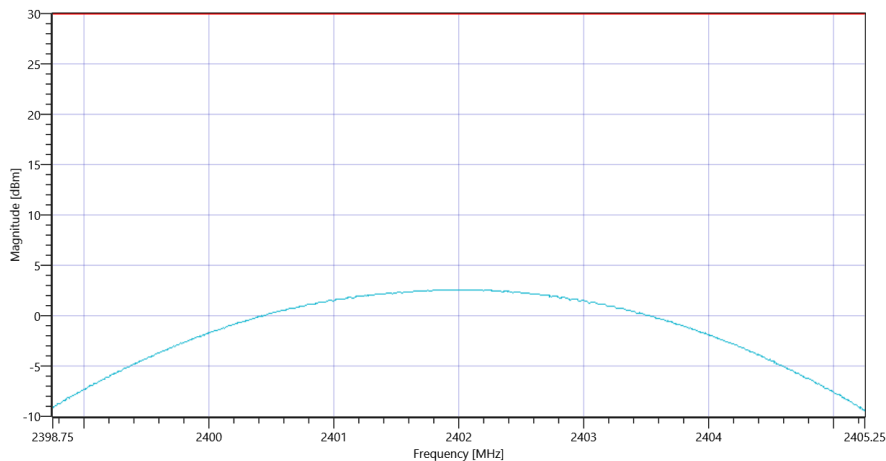
Test Description	Lower Limit	Upper Limit	Measured	Unit	Verdict
Connection result	---	---	---	--	TCON

READ SA SETTINGS:

Ref. Level [dBm]	11.75
Ref. Lev. offs [dB]	10.99
Input Attenuation [dB]	20
Freq. Start [MHz]	2398.750
Freq. Stop [MHz]	2405.250
Resolution BW. [MHz]	3.000000
Video BW. [MHz]	10.000000
Detector	POS
Sweep Time [ms]	1000
Sweep Points/Section	1001
Sweep Count	10
Sweep Mode	MAXH
Used Sweep Type	SWE

RESULT: TC_VM_FCC15247_Maximum_Peak_Conducted_Output_Power_FHSS_V01

Test Description	Lower Limit	Upper Limit	Measured	Unit	Verdict
Peak Power	---	30.00	2.57	dBm	PASS
Peak Power	---	1000	1.807174	mW	PASS
Frequency at Peak	---	---	2402.026	MHz	Information



Plot_FCC Part 15.247 Maximum Peak Conducted Output Power FHSS ~ BT Classic EDR 8DPSK_17052019_115957.png

Test at TX 2441 MHz

RESULT: BT Classic Connection check

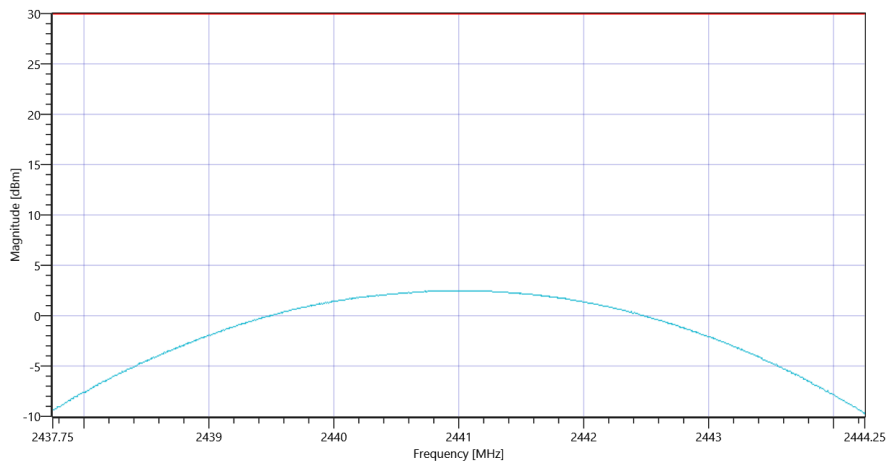
Test Description	Lower Limit	Upper Limit	Measured	Unit	Verdict
Connection result	---	---	---	--	TCON

READ SA SETTINGS:

Ref. Level [dBm]	11.61
Ref. Lev. offs [dB]	11.11
Input Attenuation [dB]	20
Freq. Start [MHz]	2437.750
Freq. Stop [MHz]	2444.250
Resolution BW. [MHz]	3.000000
Video BW. [MHz]	10.000000
Detector	POS
Sweep Time [ms]	1000
Sweep Points/Section	1001
Sweep Count	10
Sweep Mode	MAXH
Used Sweep Type	SWE

RESULT: TC_VM_FCC15247_Maximum_Peak_Conducted_Output_Power_FHSS_V01

Test Description	Lower Limit	Upper Limit	Measured	Unit	Verdict
Peak Power	---	30.00	2.49	dBm	PASS
Peak Power	---	1000	1.774189	mW	PASS
Frequency at Peak	---	---	2441.046	MHz	Information



Plot_FCC Part 15.247 Maximum Peak Conducted Output Power FHSS ~ BT Classic EDR 8DPSK_17052019_120021.png

Test at TX 2480 MHz

RESULT: BT Classic Connection check

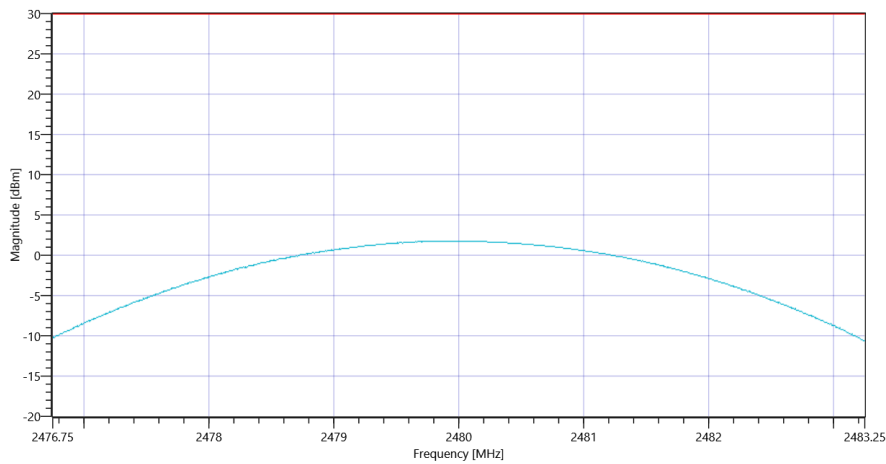
Test Description	Lower Limit	Upper Limit	Measured	Unit	Verdict
Connection result	--	--	--	--	TCON

READ SA SETTINGS:

Ref. Level [dBm]	11.19
Ref. Lev. offs [dB]	11.16
Input Attenuation [dB]	20
Freq. Start [MHz]	2476.750
Freq. Stop [MHz]	2483.250
Resolution BW. [MHz]	3.000000
Video BW. [MHz]	10.000000
Detector	POS
Sweep Time [ms]	1000
Sweep Points/Section	1001
Sweep Count	10
Sweep Mode	MAXH
Used Sweep Type	SWE

RESULT: TC_VM_FCC15247_Maximum_Peak_Conducted_Output_Power_FHSS_V01

Test Description	Lower Limit	Upper Limit	Measured	Unit	Verdict
Peak Power	--	30.00	1.78	dBm	PASS
Peak Power	--	1000	1.506607	mW	PASS
Frequency at Peak	--	--	2479.883	MHz	Information



Plot_FCC Part 15.247 Maximum Peak Conducted Output Power FHSS ~ BT Classic EDR 8DPSK_17052019_120045.png

TEST FINISHED

General Verdict

17.05.2019 12:00:45 / RT: 81 s

PASS

4. FCC Part 15.247 Number Of Hopping Channels FHSS ~ BT Classic Basic rate

Test References	
TC Start	17.05.2019 12:01:47
System Version	1.0.0.15
Test Specification	FCC Part 15.247
Test Method	
Class / TC Version / TC ID	TC_VM_FCC15247_Number_of_hopping_channels_FHSS_V01 Version: 0.0.1 TCID_FCC15247_5
My Description	FCC 15.247 Number Of Hopping Channels FHSS - BT Classic Basic Rate
Add. Information	

Test Parameter	
Technology to test	BT Classic Basic rate
Antenna Port used	1
Temperature	mid
Voltage	mid
Frequency low to test	False Freq [MHz] 2402
Frequency mid to test	False Freq [MHz] 2441
Frequency high to test	False Freq [MHz] 2480
Device in hopping mode	True
Pattern	PRBS9
Switched Path	IUT - SignalingUnit - SpectrumAnalyzer
Devices in use	SigBT: Rohde&Schwarz,CMW,1201.0002k75/100683,3.7.70 SA: Rohde&Schwarz,FSV-30,1321.3008K30/103809,3.40

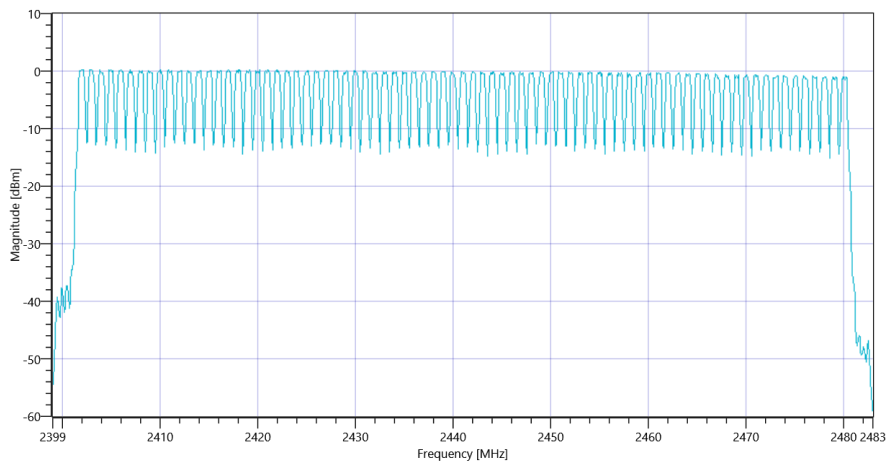
Test at TX hopping MHz

RESULT: BT Classic Connection check					
Test Description	Lower Limit	Upper Limit	Measured	Unit	Verdict
Connection result	---	---	---	--	TCON

READ SA SETTINGS:	
Ref. Level [dBm]	5.02
Ref. Lev. offs [dB]	11.11
Input Attenuation [dB]	10
Freq. Start [MHz]	2399.000
Freq. Stop [MHz]	2483.000
Resolution BW. [MHz]	0.200000
Video BW. [MHz]	0.500000
Detector	POS
Sweep Time [ms]	1
Sweep Points/Section	1001
Sweep Count	10000
Sweep Mode	MAXH
Used Sweep Type	SWE

RESULT: TC_VM_FCC15247_Number_of_hopping_channels_FHSS_V01					
Test Description	Lower Limit	Upper Limit	Measured	Unit	Verdict
Hopp channel (rounded)	---	---	2402	MHz	Information
Hopp channel (rounded)	---	---	2403	MHz	Information
Hopp channel (rounded)	---	---	2404	MHz	Information
Hopp channel (rounded)	---	---	2405	MHz	Information
Hopp channel (rounded)	---	---	2406	MHz	Information
Hopp channel (rounded)	---	---	2407	MHz	Information
Hopp channel (rounded)	---	---	2408	MHz	Information
Hopp channel (rounded)	---	---	2409	MHz	Information
Hopp channel (rounded)	---	---	2410	MHz	Information
Hopp channel (rounded)	---	---	2411	MHz	Information
Hopp channel (rounded)	---	---	2412	MHz	Information
Hopp channel (rounded)	---	---	2413	MHz	Information
Hopp channel (rounded)	---	---	2414	MHz	Information
Hopp channel (rounded)	---	---	2415	MHz	Information
Hopp channel (rounded)	---	---	2416	MHz	Information
Hopp channel (rounded)	---	---	2417	MHz	Information
Hopp channel (rounded)	---	---	2418	MHz	Information
Hopp channel (rounded)	---	---	2419	MHz	Information
Hopp channel (rounded)	---	---	2420	MHz	Information
Hopp channel (rounded)	---	---	2421	MHz	Information
Hopp channel (rounded)	---	---	2422	MHz	Information
Hopp channel (rounded)	---	---	2423	MHz	Information
Hopp channel (rounded)	---	---	2424	MHz	Information
Hopp channel (rounded)	---	---	2425	MHz	Information
Hopp channel (rounded)	---	---	2426	MHz	Information
Hopp channel (rounded)	---	---	2427	MHz	Information
Hopp channel (rounded)	---	---	2428	MHz	Information
Hopp channel (rounded)	---	---	2429	MHz	Information
Hopp channel (rounded)	---	---	2430	MHz	Information
Hopp channel (rounded)	---	---	2431	MHz	Information
Hopp channel (rounded)	---	---	2432	MHz	Information
Hopp channel (rounded)	---	---	2433	MHz	Information
Hopp channel (rounded)	---	---	2434	MHz	Information
Hopp channel (rounded)	---	---	2435	MHz	Information

Hopp channel (rounded)	--	--	2436	MHz	Information
Hopp channel (rounded)	--	--	2437	MHz	Information
Hopp channel (rounded)	--	--	2438	MHz	Information
Hopp channel (rounded)	--	--	2439	MHz	Information
Hopp channel (rounded)	--	--	2440	MHz	Information
Hopp channel (rounded)	--	--	2441	MHz	Information
Hopp channel (rounded)	--	--	2442	MHz	Information
Hopp channel (rounded)	--	--	2443	MHz	Information
Hopp channel (rounded)	--	--	2444	MHz	Information
Hopp channel (rounded)	--	--	2445	MHz	Information
Hopp channel (rounded)	--	--	2446	MHz	Information
Hopp channel (rounded)	--	--	2447	MHz	Information
Hopp channel (rounded)	--	--	2448	MHz	Information
Hopp channel (rounded)	--	--	2449	MHz	Information
Hopp channel (rounded)	--	--	2450	MHz	Information
Hopp channel (rounded)	--	--	2451	MHz	Information
Hopp channel (rounded)	--	--	2452	MHz	Information
Hopp channel (rounded)	--	--	2453	MHz	Information
Hopp channel (rounded)	--	--	2454	MHz	Information
Hopp channel (rounded)	--	--	2455	MHz	Information
Hopp channel (rounded)	--	--	2456	MHz	Information
Hopp channel (rounded)	--	--	2457	MHz	Information
Hopp channel (rounded)	--	--	2458	MHz	Information
Hopp channel (rounded)	--	--	2459	MHz	Information
Hopp channel (rounded)	--	--	2460	MHz	Information
Hopp channel (rounded)	--	--	2461	MHz	Information
Hopp channel (rounded)	--	--	2462	MHz	Information
Hopp channel (rounded)	--	--	2463	MHz	Information
Hopp channel (rounded)	--	--	2464	MHz	Information
Hopp channel (rounded)	--	--	2465	MHz	Information
Hopp channel (rounded)	--	--	2466	MHz	Information
Hopp channel (rounded)	--	--	2467	MHz	Information
Hopp channel (rounded)	--	--	2468	MHz	Information
Hopp channel (rounded)	--	--	2469	MHz	Information
Hopp channel (rounded)	--	--	2470	MHz	Information
Hopp channel (rounded)	--	--	2471	MHz	Information
Hopp channel (rounded)	--	--	2472	MHz	Information
Hopp channel (rounded)	--	--	2473	MHz	Information
Hopp channel (rounded)	--	--	2474	MHz	Information
Hopp channel (rounded)	--	--	2475	MHz	Information
Hopp channel (rounded)	--	--	2476	MHz	Information
Hopp channel (rounded)	--	--	2477	MHz	Information
Hopp channel (rounded)	--	--	2478	MHz	Information
Hopp channel (rounded)	--	--	2479	MHz	Information
Hopp channel (rounded)	--	--	2480	MHz	Information
Σ Hopping channels	15	--	79	Number	PASS



Plot_FCC Part 15.247 Number Of Hopping Channels FHSS ~ BT Classic Basic rate_17052019_120234.png

TEST FINISHED

General Verdict

17.05.2019 12:02:34 / RT: 47 s

PASS

5. FCC Part 15.247 Carrier Frequency Separation FHSS ~ BT Classic Basic rate

Test References	
TC Start	17.05.2019 12:02:38
System Version	1.0.0.15
Test Specification	FCC Part 15.247
Test Method	
Class / TC Version / TC ID	TC_VM_FCC15247_Carrier_Frequency_Separation_FHSS_V01 Version: 0.0.1 TCID_FCC15247_9
My Description	FCC 15.247 Carrier Frequency Separation FHSS - BT Classic Basic Rate
Add. Information	

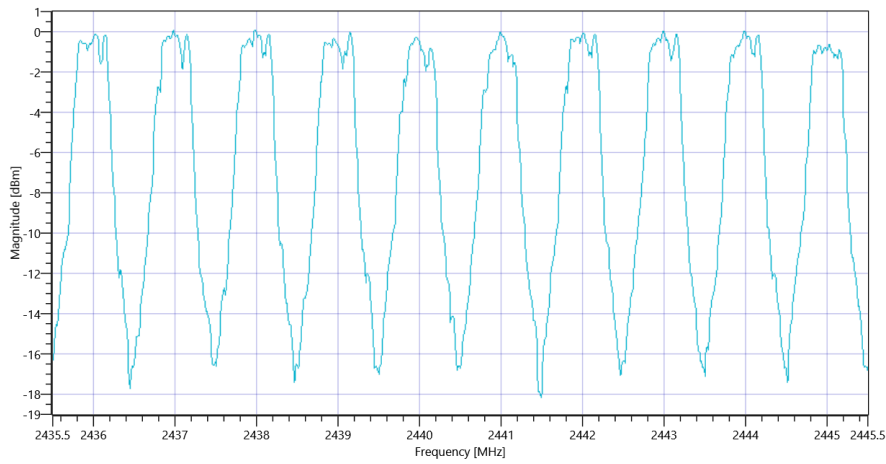
Test Parameter	
Technology to test	BT Classic Basic rate
Antenna Port used	1
Temperature	mid
Voltage	mid
Frequency low to test	False Freq [MHz] 2402
Frequency mid to test	False Freq [MHz] 2441
Frequency high to test	False Freq [MHz] 2480
Device in hopping mode	True
Pattern	PRBS9
Switched Path	IUT - SignalingUnit - SpectrumAnalyzer
Devices in use	SigBT: Rohde&Schwarz,CMW,1201.0002k75/100683,3.7.70 SA: Rohde&Schwarz,FSV-30,1321.3008K30/103809,3.40

Test at TX hopping MHz

RESULT: BT Classic Connection check					
Test Description	Lower Limit	Upper Limit	Measured	Unit	Verdict
Connection result	---	---	---	--	TCON

READ SA SETTINGS:	
Ref. Level [dBm]	5.07
Ref. Lev. offs [dB]	11.14
Input Attenuation [dB]	10
Freq. Start [MHz]	2435.500
Freq. Stop [MHz]	2445.500
Resolution BW. [MHz]	0.100000
Video BW. [MHz]	0.300000
Detector	POS
Sweep Time [ms]	1
Sweep Points/Section	1001
Sweep Count	20000
Sweep Mode	MAXH
Used Sweep Type	SWE

RESULT: TC_VM_FCC15247_Carrier_Frequency_Separation_FHSS_V01					
Test Description	Lower Limit	Upper Limit	Measured	Unit	Verdict
1 CFS n to n+1 (rnd)	0.025	---	1	MHz	PASS
1 CFS n to n+1 (rnd)	0.667 (2/3 Nom.BW)	---	1	MHz	PASS
2 CFS n to n+1 (rnd)	0.025	---	1	MHz	PASS
2 CFS n to n+1 (rnd)	0.667 (2/3 Nom.BW)	---	1	MHz	PASS
3 CFS n to n+1 (rnd)	0.025	---	1	MHz	PASS
3 CFS n to n+1 (rnd)	0.667 (2/3 Nom.BW)	---	1	MHz	PASS
4 CFS n to n+1 (rnd)	0.025	---	1	MHz	PASS
4 CFS n to n+1 (rnd)	0.667 (2/3 Nom.BW)	---	1	MHz	PASS
5 CFS n to n+1 (rnd)	0.025	---	1	MHz	PASS
5 CFS n to n+1 (rnd)	0.667 (2/3 Nom.BW)	---	1	MHz	PASS
6 CFS n to n+1 (rnd)	0.025	---	1	MHz	PASS
6 CFS n to n+1 (rnd)	0.667 (2/3 Nom.BW)	---	1	MHz	PASS
7 CFS n to n+1 (rnd)	0.025	---	1	MHz	PASS
7 CFS n to n+1 (rnd)	0.667 (2/3 Nom.BW)	---	1	MHz	PASS
8 CFS n to n+1 (rnd)	0.025	---	1	MHz	PASS
8 CFS n to n+1 (rnd)	0.667 (2/3 Nom.BW)	---	1	MHz	PASS
9 CFS n to n+1 (rnd)	0.025	---	1	MHz	PASS
9 CFS n to n+1 (rnd)	0.667 (2/3 Nom.BW)	---	1	MHz	PASS
Carrier Freq. (rnd)	---	---	2436	MHz	Information
Carrier Freq. (rnd)	---	---	2437	MHz	Information
Carrier Freq. (rnd)	---	---	2438	MHz	Information
Carrier Freq. (rnd)	---	---	2439	MHz	Information
Carrier Freq. (rnd)	---	---	2440	MHz	Information
Carrier Freq. (rnd)	---	---	2441	MHz	Information
Carrier Freq. (rnd)	---	---	2442	MHz	Information
Carrier Freq. (rnd)	---	---	2443	MHz	Information
Carrier Freq. (rnd)	---	---	2444	MHz	Information
Carrier Freq. (rnd)	---	---	2445	MHz	Information



Plot_FCC Part 15.247 Carrier Frequency Separation FHSS ~ BT Classic Basic rate_17052019_120437.png

TEST FINISHED

General Verdict

17.05.2019 12:04:37 / RT: 118 s

PASS

6. FCC Part 15.247 Carrier Frequency Separation FHSS ~ BT Classic EDR Pi/4DQPSK

Test References	
TC Start	17.05.2019 12:04:41
System Version	1.0.0.15
Test Specification	FCC Part 15.247
Test Method	
Class / TC Version / TC ID	TC_VM_FCC15247_Carrier_Frequency_Separation_FHSS_V01 Version: 0.0.1 TCID_FCC15247_9
My Description	FCC 15.247 Carrier Frequency Separation FHSS - BT Classic EDR Pi/4DQPSK
Add. Information	

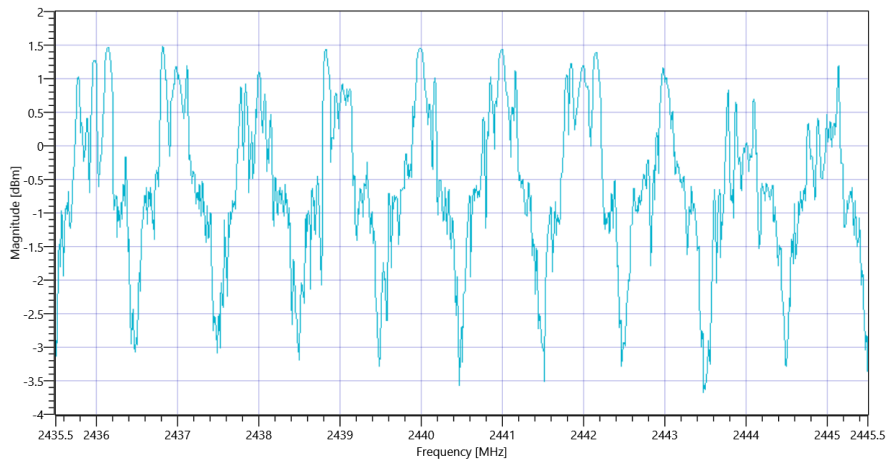
Test Parameter	
Technology to test	BT Classic EDR Pi/4DQPSK
Antenna Port used	1
Temperature	mid
Voltage	mid
Frequency low to test	False Freq [MHz] 2402
Frequency mid to test	False Freq [MHz] 2441
Frequency high to test	False Freq [MHz] 2480
Device in hopping mode	True
Pattern	PRBS9
Switched Path	IUT - SignalingUnit - SpectrumAnalyzer
Devices in use	SigBT: Rohde&Schwarz,CMW,1201.0002k75/100683,3.7.70 SA: Rohde&Schwarz,FSV-30,1321.3008K30/103809,3.40

Test at TX hopping MHz

RESULT: BT Classic Connection check					
Test Description	Lower Limit	Upper Limit	Measured	Unit	Verdict
Connection result	---	---	---	--	TCON

READ SA SETTINGS:	
Ref. Level [dBm]	7.01
Ref. Lev. offs [dB]	11.14
Input Attenuation [dB]	15
Freq. Start [MHz]	2435.500
Freq. Stop [MHz]	2445.500
Resolution BW. [MHz]	0.200000
Video BW. [MHz]	0.300000
Detector	POS
Sweep Time [ms]	1
Sweep Points/Section	1001
Sweep Count	20000
Sweep Mode	MAXH
Used Sweep Type	SWE

RESULT: TC_VM_FCC15247_Carrier_Frequency_Separation_FHSS_V01					
Test Description	Lower Limit	Upper Limit	Measured	Unit	Verdict
1 CFS n to n+1 (rnd)	0.025	---	1	MHz	PASS
1 CFS n to n+1 (rnd)	0.867 (2/3 Nom.BW)	---	1	MHz	PASS
2 CFS n to n+1 (rnd)	0.025	---	1	MHz	PASS
2 CFS n to n+1 (rnd)	0.867 (2/3 Nom.BW)	---	1	MHz	PASS
3 CFS n to n+1 (rnd)	0.025	---	1	MHz	PASS
3 CFS n to n+1 (rnd)	0.867 (2/3 Nom.BW)	---	1	MHz	PASS
4 CFS n to n+1 (rnd)	0.025	---	1	MHz	PASS
4 CFS n to n+1 (rnd)	0.867 (2/3 Nom.BW)	---	1	MHz	PASS
5 CFS n to n+1 (rnd)	0.025	---	1	MHz	PASS
5 CFS n to n+1 (rnd)	0.867 (2/3 Nom.BW)	---	1	MHz	PASS
6 CFS n to n+1 (rnd)	0.025	---	1	MHz	PASS
6 CFS n to n+1 (rnd)	0.867 (2/3 Nom.BW)	---	1	MHz	PASS
7 CFS n to n+1 (rnd)	0.025	---	1	MHz	PASS
7 CFS n to n+1 (rnd)	0.867 (2/3 Nom.BW)	---	1	MHz	PASS
8 CFS n to n+1 (rnd)	0.025	---	1	MHz	PASS
8 CFS n to n+1 (rnd)	0.867 (2/3 Nom.BW)	---	1	MHz	PASS
9 CFS n to n+1 (rnd)	0.025	---	1	MHz	PASS
9 CFS n to n+1 (rnd)	0.867 (2/3 Nom.BW)	---	1	MHz	PASS
Carrier Freq. (rnd)	---	---	2436	MHz	Information
Carrier Freq. (rnd)	---	---	2437	MHz	Information
Carrier Freq. (rnd)	---	---	2438	MHz	Information
Carrier Freq. (rnd)	---	---	2439	MHz	Information
Carrier Freq. (rnd)	---	---	2440	MHz	Information
Carrier Freq. (rnd)	---	---	2441	MHz	Information
Carrier Freq. (rnd)	---	---	2442	MHz	Information
Carrier Freq. (rnd)	---	---	2443	MHz	Information
Carrier Freq. (rnd)	---	---	2444	MHz	Information
Carrier Freq. (rnd)	---	---	2445	MHz	Information



Plot_FCC Part 15.247 Carrier Frequency Separation FHSS ~ BT Classic EDR Pi-4DQPSK_17052019_120640.png

TEST FINISHED

General Verdict

17.05.2019 12:06:40 / RT: 119 s

PASS

7. FCC Part 15.247 Carrier Frequency Separation FHSS ~ BT Classic EDR 8DPSK

Test References	
TC Start	17.05.2019 12:06:44
System Version	1.0.0.15
Test Specification	FCC Part 15.247
Test Method	
Class / TC Version / TC ID	TC_VM_FCC15247_Carrier_Frequency_Separation_FHSS_V01 Version: 0.0.1 TCID_FCC15247_9
My Description	FCC 15.247 Carrier Frequency Separation FHSS - BT Classic EDR 8DPSK
Add. Information	

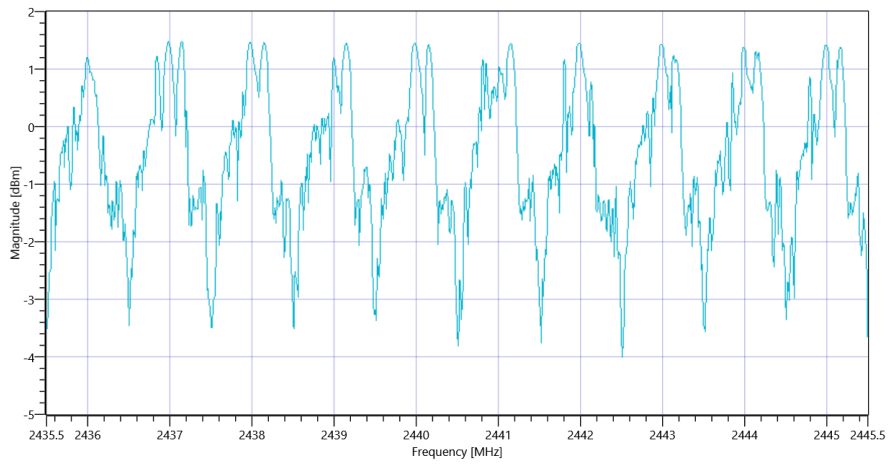
Test Parameter	
Technology to test	BT Classic EDR 8DPSK
Antenna Port used	1
Temperature	mid
Voltage	mid
Frequency low to test	False Freq [MHz] 2402
Frequency mid to test	False Freq [MHz] 2441
Frequency high to test	False Freq [MHz] 2480
Device in hopping mode	True
Pattern	PRBS9
Switched Path	IUT - SignalingUnit - SpectrumAnalyzer
Devices in use	SigBT: Rohde&Schwarz,CMW,1201.0002k75/100683,3.7.70 SA: Rohde&Schwarz,FSV-30,1321.3008K30/103809,3.40

Test at TX hopping MHz

RESULT: BT Classic Connection check					
Test Description	Lower Limit	Upper Limit	Measured	Unit	Verdict
Connection result	---	---	---	--	TCON

READ SA SETTINGS:	
Ref. Level [dBm]	6.92
Ref. Lev. offs [dB]	11.14
Input Attenuation [dB]	15
Freq. Start [MHz]	2435.500
Freq. Stop [MHz]	2445.500
Resolution BW. [MHz]	0.200000
Video BW. [MHz]	0.300000
Detector	POS
Sweep Time [ms]	1
Sweep Points/Section	1001
Sweep Count	20000
Sweep Mode	MAXH
Used Sweep Type	SWE

RESULT: TC_VM_FCC15247_Carrier_Frequency_Separation_FHSS_V01					
Test Description	Lower Limit	Upper Limit	Measured	Unit	Verdict
1 CFS n to n+1 (rnd)	0.025	---	1	MHz	PASS
1 CFS n to n+1 (rnd)	0.867 (2/3 Nom.BW)	---	1	MHz	PASS
2 CFS n to n+1 (rnd)	0.025	---	1	MHz	PASS
2 CFS n to n+1 (rnd)	0.867 (2/3 Nom.BW)	---	1	MHz	PASS
3 CFS n to n+1 (rnd)	0.025	---	1	MHz	PASS
3 CFS n to n+1 (rnd)	0.867 (2/3 Nom.BW)	---	1	MHz	PASS
4 CFS n to n+1 (rnd)	0.025	---	1	MHz	PASS
4 CFS n to n+1 (rnd)	0.867 (2/3 Nom.BW)	---	1	MHz	PASS
5 CFS n to n+1 (rnd)	0.025	---	1	MHz	PASS
5 CFS n to n+1 (rnd)	0.867 (2/3 Nom.BW)	---	1	MHz	PASS
6 CFS n to n+1 (rnd)	0.025	---	1	MHz	PASS
6 CFS n to n+1 (rnd)	0.867 (2/3 Nom.BW)	---	1	MHz	PASS
7 CFS n to n+1 (rnd)	0.025	---	1	MHz	PASS
7 CFS n to n+1 (rnd)	0.867 (2/3 Nom.BW)	---	1	MHz	PASS
8 CFS n to n+1 (rnd)	0.025	---	1	MHz	PASS
8 CFS n to n+1 (rnd)	0.867 (2/3 Nom.BW)	---	1	MHz	PASS
9 CFS n to n+1 (rnd)	0.025	---	1	MHz	PASS
9 CFS n to n+1 (rnd)	0.867 (2/3 Nom.BW)	---	1	MHz	PASS
Carrier Freq. (rnd)	---	---	2436	MHz	Information
Carrier Freq. (rnd)	---	---	2437	MHz	Information
Carrier Freq. (rnd)	---	---	2438	MHz	Information
Carrier Freq. (rnd)	---	---	2439	MHz	Information
Carrier Freq. (rnd)	---	---	2440	MHz	Information
Carrier Freq. (rnd)	---	---	2441	MHz	Information
Carrier Freq. (rnd)	---	---	2442	MHz	Information
Carrier Freq. (rnd)	---	---	2443	MHz	Information
Carrier Freq. (rnd)	---	---	2444	MHz	Information
Carrier Freq. (rnd)	---	---	2445	MHz	Information



Plot_FCC Part 15.247 Carrier Frequency Separation FHSS ~ BT Classic EDR 8DPSK_17052019_120843.png

TEST FINISHED

General Verdict

17.05.2019 12:08:43 / RT: 119 s

PASS

8. FCC Part 15.247 TX Spurious Conducted ~ BT Classic Basic rate

Test References	
TC Start	17.05.2019 12:08:47
System Version	1.0.0.15
Test Specification	FCC Part 15.247
Test Method	IF DTS then 8.5 DTS emissions in non-restricted frequency bands: Subclause 11.11 of ANSI C63.10 is applicable.
Class / TC Version / TC ID	TC_VM_FCC15247_TX_Emissions_Conducted_V01 Version: 0.0.1 TCID_FCC15247_8
My Description	FCC 15.247 TX Emissions Conducted FHSS - BT Classic Basic Rate
Add. Information	

Test Parameter	
Technology to test	BT Classic Basic rate
Antenna Port used	1
Temperature	mid
Voltage	mid
Frequency low to test	True Freq [MHz] 2402
Frequency mid to test	True Freq [MHz] 2441
Frequency high to test	True Freq [MHz] 2480
Pattern	PRBS9
Switched Path	IUT - SignalingUnit - SpectrumAnalyzer
Devices in use	SigBT: Rohde&Schwarz,CMW,1201.0002k75/100683,3.7.70 SA: Rohde&Schwarz,FSV-30,1321.3008K30/103809,3.40

Test at TX 2402 MHz

RESULT: BT Classic Connection check

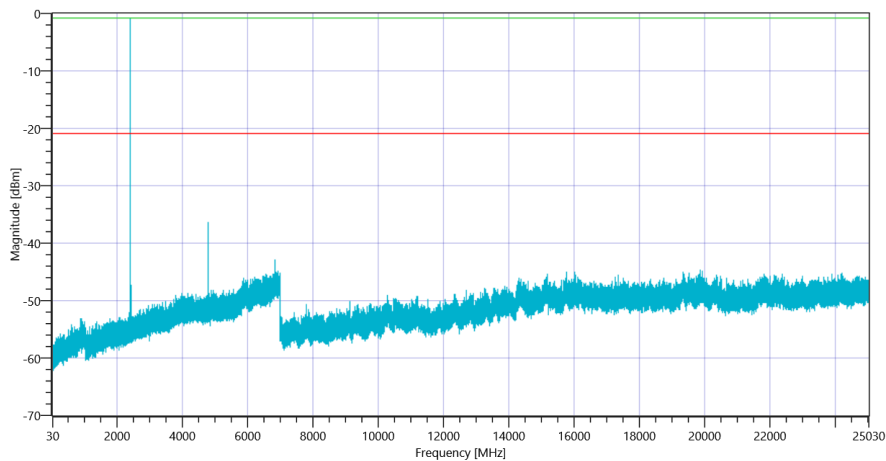
Test Description	Lower Limit	Upper Limit	Measured	Unit	Verdict
Connection result	---	---	---	--	TCON

READ SA SETTINGS:

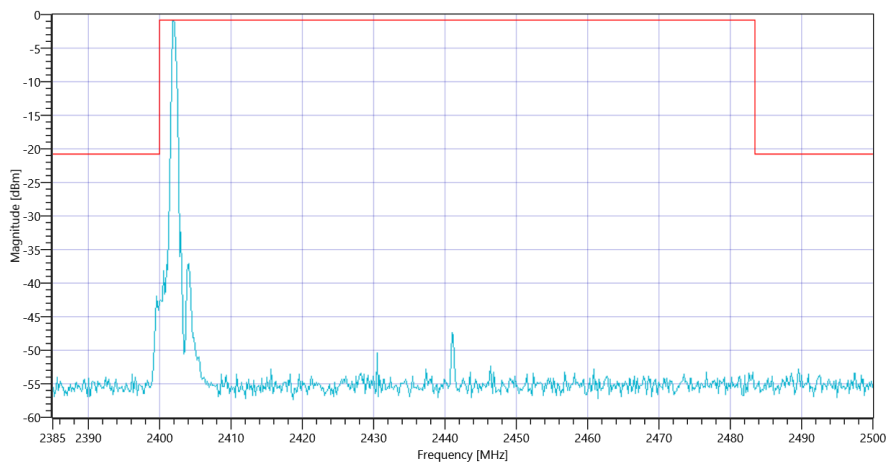
Ref. Level [dBm]	5.59
Resolution BW. [MHz]	0.100000
Video BW. [MHz]	0.300000
Detector	POS
Sweep Time [ms]	500
Sweep Points/Section	3001
Sweep Count	8
Sweep Mode	MAXH
Used Sweep Type	SWE

RESULT: TC_VM_FCC15247_TX_Emissions_Conducted_V01

Test Description	Lower Limit	Upper Limit	Measured	Unit	Verdict
Reference @ 2402.00 MHz	---	---	-0.83	dBm	Information
No peaks detected	---	---			PASS



Plot_FCC Part 15.247 TX Spurious Conducted ~ BT Classic Basic rate 2402_17052019_121338.png



Plot_FCC Part 15.247 TX Spurious Conducted ~ BT Classic Basic rate 2402_17052019_121341.png

Test at TX 2441 MHz

RESULT: BT Classic Connection check

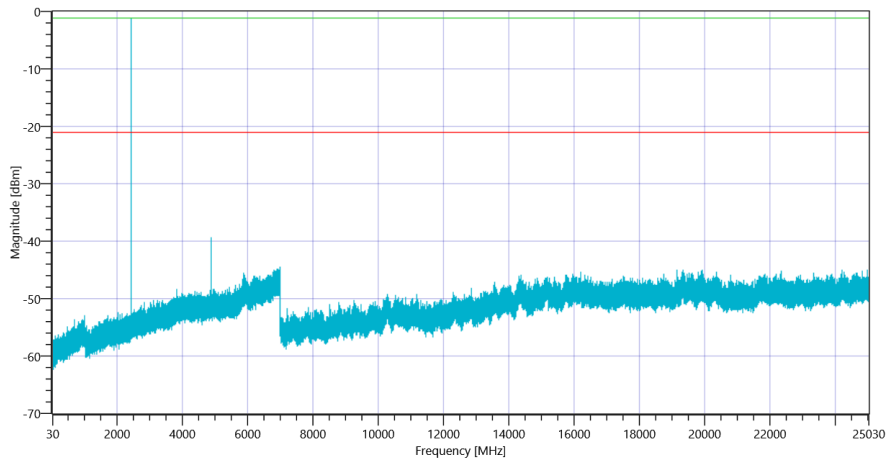
Test Description	Lower Limit	Upper Limit	Measured	Unit	Verdict
Connection result	---	---	---	--	TCON

READ SA SETTINGS:

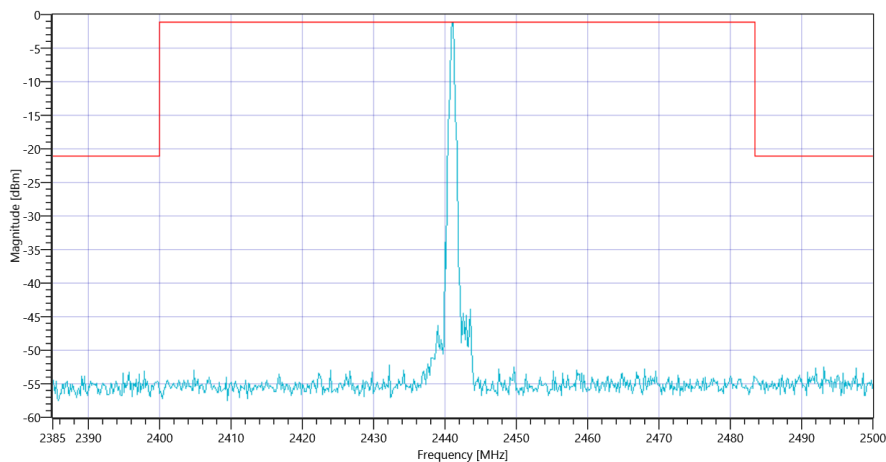
Ref. Level [dBm]	5.48
Resolution BW. [MHz]	0.100000
Video BW. [MHz]	0.300000
Detector	POS
Sweep Time [ms]	500
Sweep Points/Section	3001
Sweep Count	8
Sweep Mode	MAXH
Used Sweep Type	SWE

RESULT: TC_VM_FCC15247_TX_Emissions_Conducted_V01

Test Description	Lower Limit	Upper Limit	Measured	Unit	Verdict
Reference @ 2441.17 MHz	---	---	-1.12	dBm	Information
No peaks detected	---	---			PASS



Plot_FCC Part 15.247 TX Spurious Conducted ~ BT Classic Basic rate 2441_17052019_121822.png



Plot_FCC Part 15.247 TX Spurious Conducted ~ BT Classic Basic rate 2441_17052019_121825.png

Test at TX 2480 MHz

RESULT: BT Classic Connection check

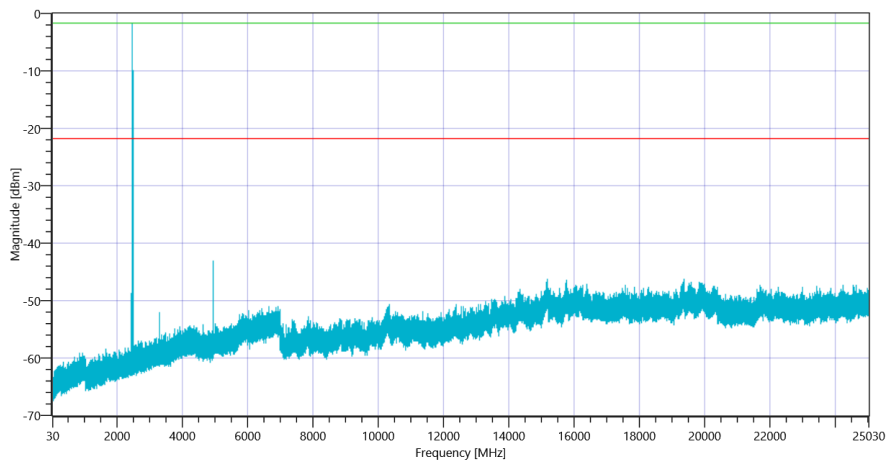
Test Description	Lower Limit	Upper Limit	Measured	Unit	Verdict
Connection result	---	---	---	--	TCON

READ SA SETTINGS:

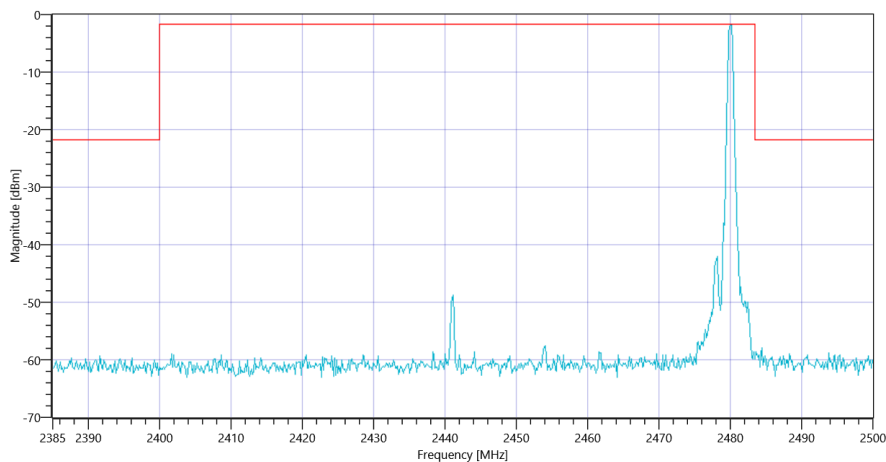
Ref. Level [dBm]	4.69
Resolution BW. [MHz]	0.100000
Video BW. [MHz]	0.300000
Detector	POS
Sweep Time [ms]	500
Sweep Points/Section	3001
Sweep Count	8
Sweep Mode	MAXH
Used Sweep Type	SWE

RESULT: TC_VM_FCC15247_TX_Emissions_Conducted_V01

Test Description	Lower Limit	Upper Limit	Measured	Unit	Verdict
Reference @ 2480.00 MHz	---	---	-1.71	dBm	Information
No peaks detected	---	---			PASS



Plot_FCC Part 15.247 TX Spurious Conducted ~ BT Classic Basic rate 2480_17052019_122307.png



Plot_FCC Part 15.247 TX Spurious Conducted ~ BT Classic Basic rate 2480_17052019_122309.png

TEST FINISHED

General Verdict

17.05.2019 12:23:10 / RT: 863 s

PASS

9. FCC Part 15.247 TX Spurious Conducted ~ BT Classic EDR Pi/4DQPSK

Test References	
TC Start	17.05.2019 12:23:14
System Version	1.0.0.15
Test Specification	FCC Part 15.247
Test Method	IF DTS then 8.5 DTS emissions in non-restricted frequency bands: Subclause 11.11 of ANSI C63.10 is applicable.
Class / TC Version / TC ID	TC_VM_FCC15247_TX_Emissions_Conducted_V01 Version: 0.0.1 TCID_FCC15247_8
My Description	FCC 15.247 TX Emissions Conducted FHSS - BT Classic EDR Pi/4DQPSK
Add. Information	

Test Parameter	
Technology to test	BT Classic EDR Pi/4DQPSK
Antenna Port used	1
Temperature	mid
Voltage	mid
Frequency low to test	True Freq [MHz] 2402
Frequency mid to test	True Freq [MHz] 2441
Frequency high to test	True Freq [MHz] 2480
Pattern	PRBS9
Switched Path	IUT - SignalingUnit - SpectrumAnalyzer
Devices in use	SigBT: Rohde&Schwarz,CMW,1201.0002k75/100683,3.7.70 SA: Rohde&Schwarz,FSV-30,1321.3008K30/103809,3.40

Test at TX 2402 MHz

RESULT: BT Classic Connection check

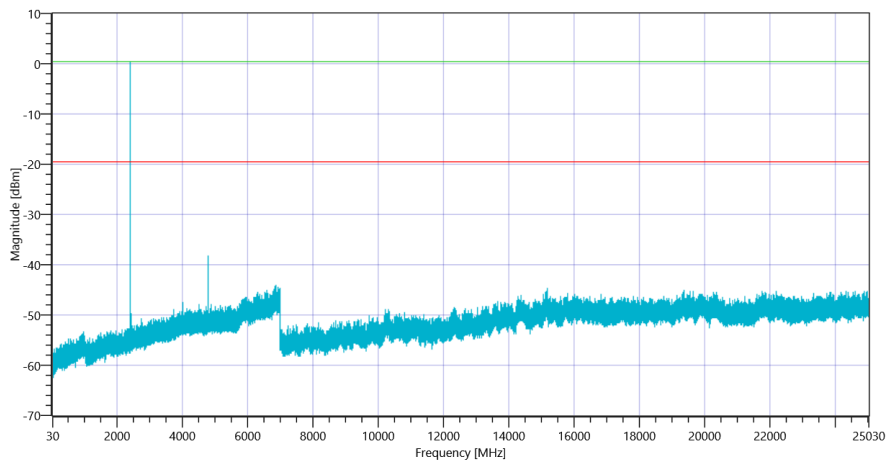
Test Description	Lower Limit	Upper Limit	Measured	Unit	Verdict
Connection result	---	---	---	--	TCON

READ SA SETTINGS:

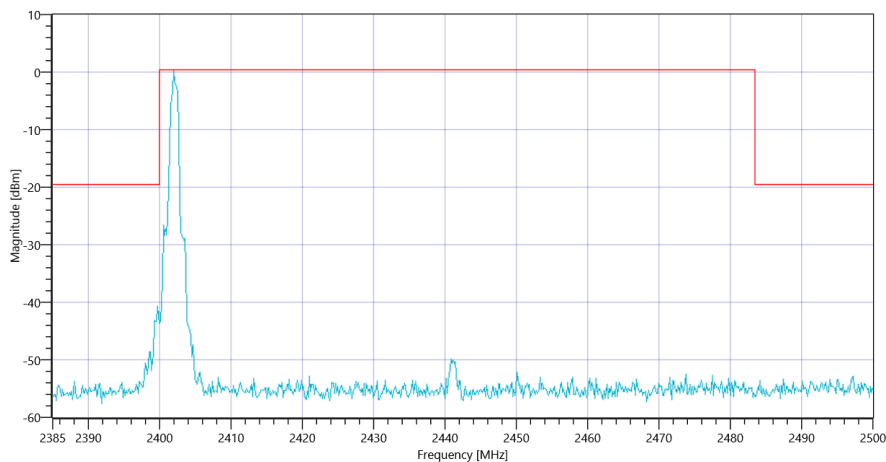
Ref. Level [dBm]	7.12
Resolution BW. [MHz]	0.100000
Video BW. [MHz]	0.300000
Detector	POS
Sweep Time [ms]	500
Sweep Points/Section	3001
Sweep Count	8
Sweep Mode	MAXH
Used Sweep Type	SWE

RESULT: TC_VM_FCC15247_TX_Emissions_Conducted_V01

Test Description	Lower Limit	Upper Limit	Measured	Unit	Verdict
Reference @ 2402.00 MHz	---	---	0.41	dBm	Information
No peaks detected	---	---			PASS



Plot_FCC Part 15.247 TX Spurious Conducted ~ BT Classic EDR Pi-4QPSK 2402_17052019_122804.png



Plot_FCC Part 15.247 TX Spurious Conducted ~ BT Classic EDR Pi-4QPSK 2402_17052019_122806.png

Test at TX 2441 MHz

RESULT: BT Classic Connection check

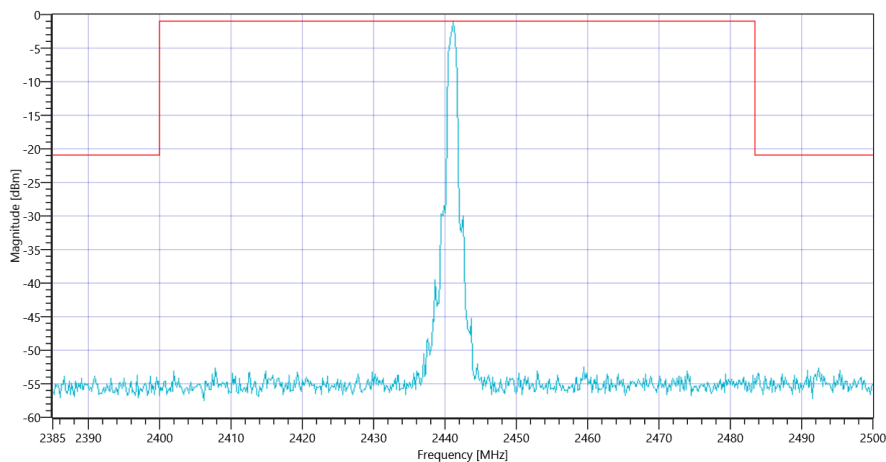
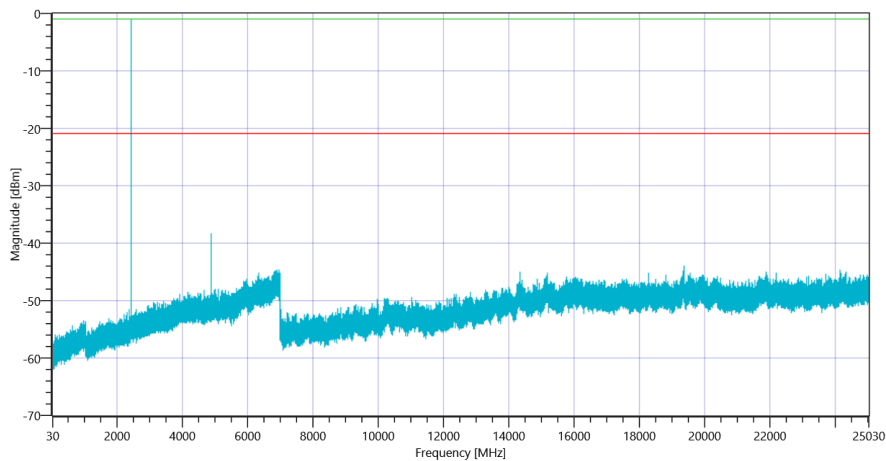
Test Description	Lower Limit	Upper Limit	Measured	Unit	Verdict
Connection result	---	---	---	--	TCON

READ SA SETTINGS:

Ref. Level [dBm]	7.23
Resolution BW. [MHz]	0.100000
Video BW. [MHz]	0.300000
Detector	POS
Sweep Time [ms]	500
Sweep Points/Section	3001
Sweep Count	8
Sweep Mode	MAXH
Used Sweep Type	SWE

RESULT: TC_VM_FCC15247_TX_Emissions_Conducted_V01

Test Description	Lower Limit	Upper Limit	Measured	Unit	Verdict
Reference @ 2441.17 MHz	---	---	-0.92	dBm	Information
No peaks detected	---	---			PASS



Test at TX 2480 MHz

RESULT: BT Classic Connection check

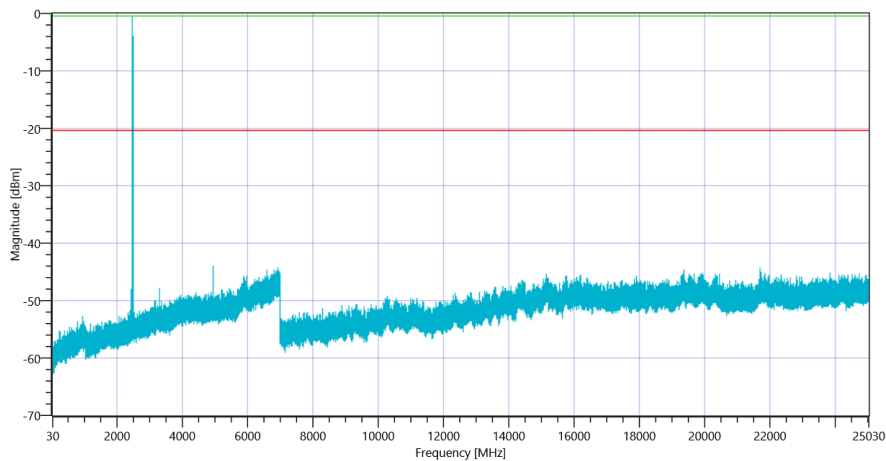
Test Description	Lower Limit	Upper Limit	Measured	Unit	Verdict
Connection result	---	---	---	--	TCON

READ SA SETTINGS:

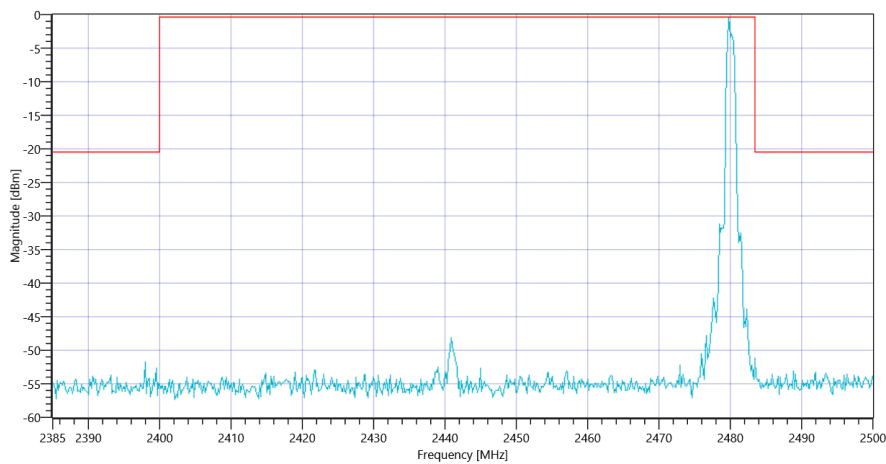
Ref. Level [dBm]	6.44
Resolution BW. [MHz]	0.100000
Video BW. [MHz]	0.300000
Detector	POS
Sweep Time [ms]	500
Sweep Points/Section	3001
Sweep Count	8
Sweep Mode	MAXH
Used Sweep Type	SWE

RESULT: TC_VM_FCC15247_TX_Emissions_Conducted_V01

Test Description	Lower Limit	Upper Limit	Measured	Unit	Verdict
Reference @ 2479.83 MHz	---	---	-0.43	dBm	Information
No peaks detected	---	---			PASS



Plot_FCC Part 15.247 TX Spurious Conducted ~ BT Classic EDR Pi-4QPSK 2480_17052019_123732.png



Plot_FCC Part 15.247 TX Spurious Conducted ~ BT Classic EDR Pi-4QPSK 2480_17052019_123734.png

TEST FINISHED

General Verdict

17.05.2019 12:37:36 / RT: 861 s

PASS

10. FCC Part 15.247 TX Spurious Conducted ~ BT Classic EDR 8DPSK

Test References	
TC Start	17.05.2019 12:37:40
System Version	1.0.0.15
Test Specification	FCC Part 15.247
Test Method	IF DTS then 8.5 DTS emissions in non-restricted frequency bands: Subclause 11.11 of ANSI C63.10 is applicable.
Class / TC Version / TC ID	TC_VM_FCC15247_TX_Emissions_Conducted_V01 Version: 0.0.1 TCID_FCC15247_8
My Description	FCC 15.247 TX Emissions Conducted FHSS - BT Classic EDR 8DPSK
Add. Information	

Test Parameter	
Technology to test	BT Classic EDR 8DPSK
Antenna Port used	1
Temperature	mid
Voltage	mid
Frequency low to test	True Freq [MHz] 2402
Frequency mid to test	True Freq [MHz] 2441
Frequency high to test	True Freq [MHz] 2480
Pattern	PRBS9
Switched Path	IUT - SignalingUnit - SpectrumAnalyzer
Devices in use	SigBT: Rohde&Schwarz,CMW,1201.0002k75/100683,3.7.70 SA: Rohde&Schwarz,FSV-30,1321.3008K30/103809,3.40

Test at TX 2402 MHz

RESULT: BT Classic Connection check

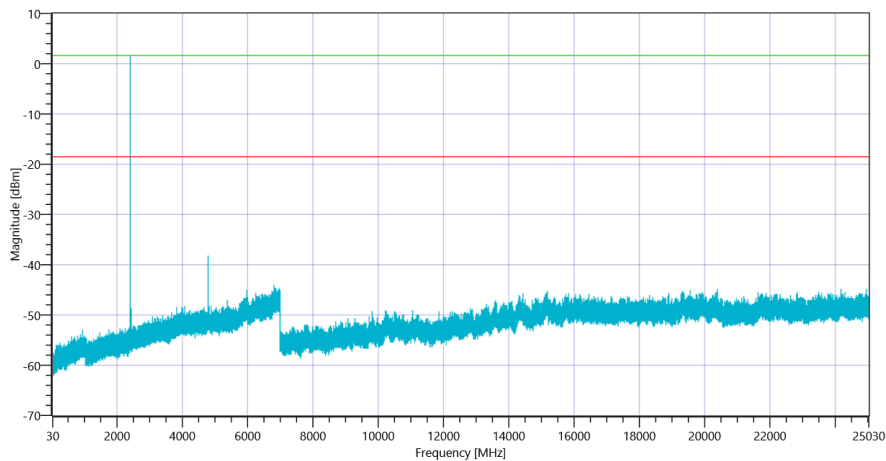
Test Description	Lower Limit	Upper Limit	Measured	Unit	Verdict
Connection result	---	---	---	--	TCON

READ SA SETTINGS:

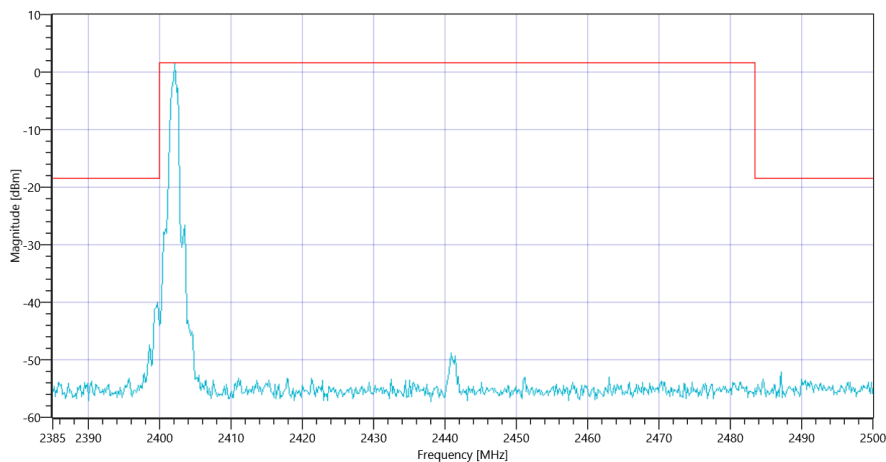
Ref. Level [dBm]	7.33
Resolution BW. [MHz]	0.100000
Video BW. [MHz]	0.300000
Detector	POS
Sweep Time [ms]	500
Sweep Points/Section	3001
Sweep Count	8
Sweep Mode	MAXH
Used Sweep Type	SWE

RESULT: TC_VM_FCC15247_TX_Emissions_Conducted_V01

Test Description	Lower Limit	Upper Limit	Measured	Unit	Verdict
Reference @ 2402.17 MHz	---	---	1.57	dBm	Information
No peaks detected	---	---			PASS



Plot_FCC Part 15.247 TX Spurious Conducted ~ BT Classic EDR 8DPSK 2402_17052019_124230.png



Plot_FCC Part 15.247 TX Spurious Conducted ~ BT Classic EDR 8DPSK 2402_17052019_124232.png

Test at TX 2441 MHz

RESULT: BT Classic Connection check

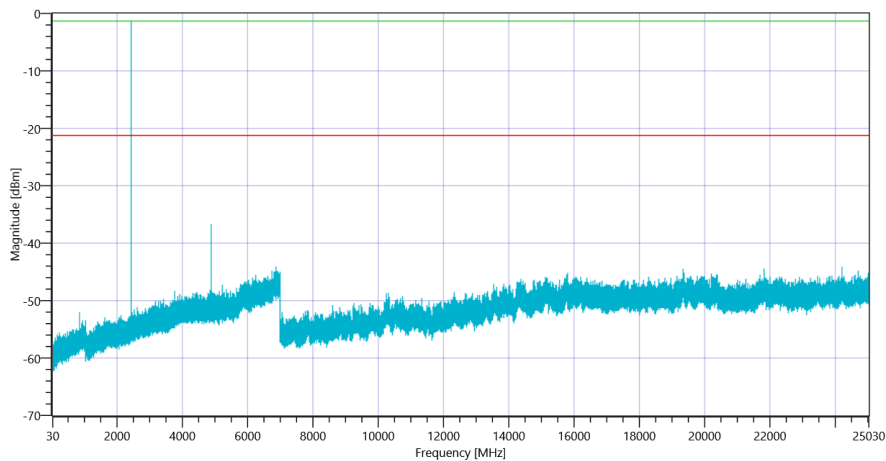
Test Description	Lower Limit	Upper Limit	Measured	Unit	Verdict
Connection result	---	---	---	--	TCON

READ SA SETTINGS:

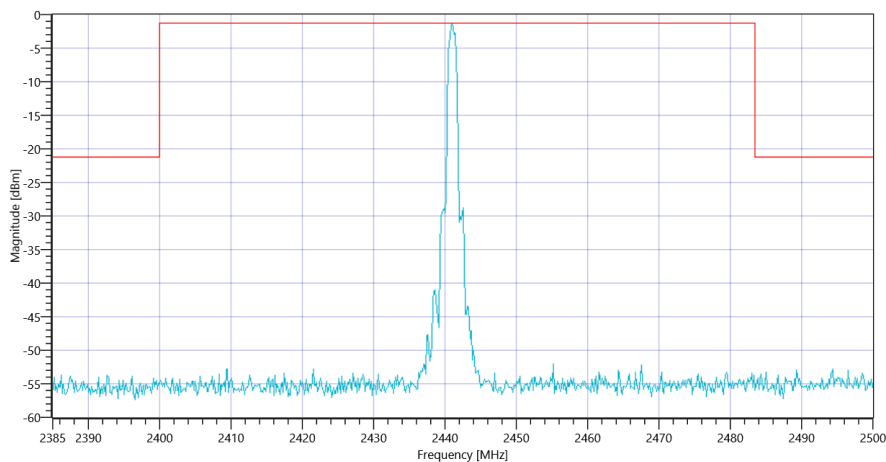
Ref. Level [dBm]	7.44
Resolution BW. [MHz]	0.100000
Video BW. [MHz]	0.300000
Detector	POS
Sweep Time [ms]	500
Sweep Points/Section	3001
Sweep Count	8
Sweep Mode	MAXH
Used Sweep Type	SWE

RESULT: TC_VM_FCC15247_TX_Emissions_Conducted_V01

Test Description	Lower Limit	Upper Limit	Measured	Unit	Verdict
Reference @ 2441.00 MHz	---	---	-1.30	dBm	Information
No peaks detected	---	---			PASS



Plot_FCC Part 15.247 TX Spurious Conducted ~ BT Classic EDR 8DPSK 2441_17052019_124714.png



Plot_FCC Part 15.247 TX Spurious Conducted ~ BT Classic EDR 8DPSK 2441_17052019_124716.png

Test at TX 2480 MHz

RESULT: BT Classic Connection check

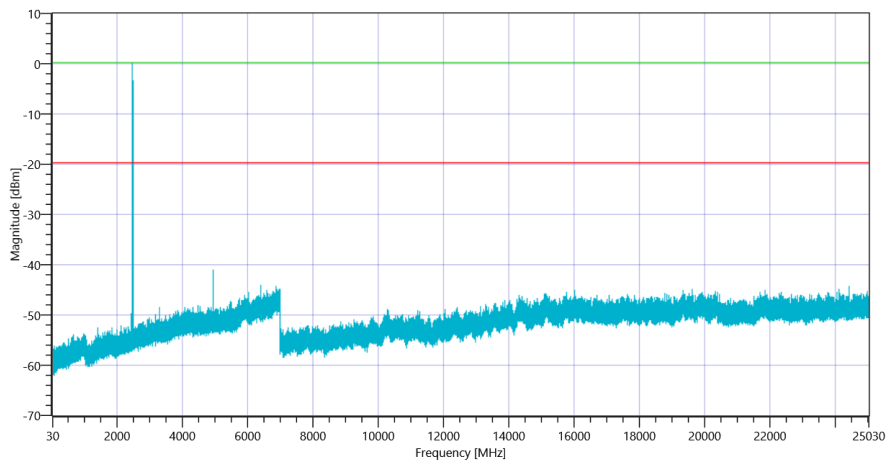
Test Description	Lower Limit	Upper Limit	Measured	Unit	Verdict
Connection result	---	---	---	--	TCON

READ SA SETTINGS:

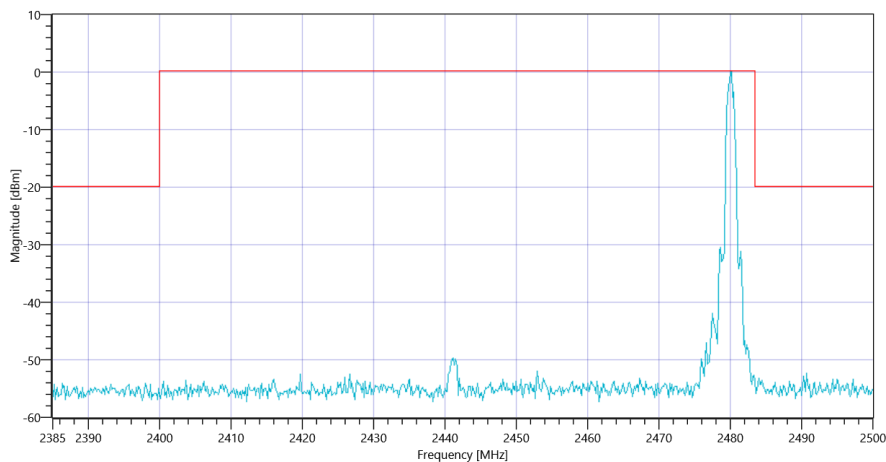
Ref. Level [dBm]	6.53
Resolution BW. [MHz]	0.100000
Video BW. [MHz]	0.300000
Detector	POS
Sweep Time [ms]	500
Sweep Points/Section	3001
Sweep Count	8
Sweep Mode	MAXH
Used Sweep Type	SWE

RESULT: TC_VM_FCC15247_TX_Emissions_Conducted_V01

Test Description	Lower Limit	Upper Limit	Measured	Unit	Verdict
Reference @ 2480.17 MHz	---	---	0.20	dBm	Information
No peaks detected	---	---			PASS



Plot_FCC Part 15.247 TX Spurious Conducted ~ BT Classic EDR 8DPSK 2480_17052019_125158.png



Plot_FCC Part 15.247 TX Spurious Conducted ~ BT Classic EDR 8DPSK 2480_17052019_125200.png

TEST FINISHED

General Verdict

17.05.2019 12:52:02 / RT: 862 s

PASS

11. FCC Part 15.247 Bandwidth 99PCT-20dB ~ BT Classic Basic rate

Test References	
TC Start	17.05.2019 12:52:06
System Version	1.0.0.15
Test Specification	FCC Part 15.247
Test Method	
Class / TC Version / TC ID	TC_VM_FCC15247_Bandwidth_99PCT_20dB_DTS_FHSS_V01 Version: 0.0.2 TCID_FCC15247_2
My Description	FCC 15.247 Bandwidth 99PCT - 20dB FHSS - BT Classic Basic Rate
Add. Information	

Test Parameter	
Technology to test	BT Classic Basic rate
Antenna Port used	1
Temperature	mid
Voltage	mid
Frequency low to test	True Freq [MHz] 2402
Frequency mid to test	True Freq [MHz] 2441
Frequency high to test	True Freq [MHz] 2480
Pattern	PRBS9
Switched Path	IUT - SignalingUnit - SpectrumAnalyzer
Devices in use	SigBT: Rohde&Schwarz,CMW,1201.0002k75/100683,3.7.70 SA: Rohde&Schwarz,FSV-30,1321.3008K30/103809,3.40

Test at TX 2402 MHz

RESULT: BT Classic Connection check

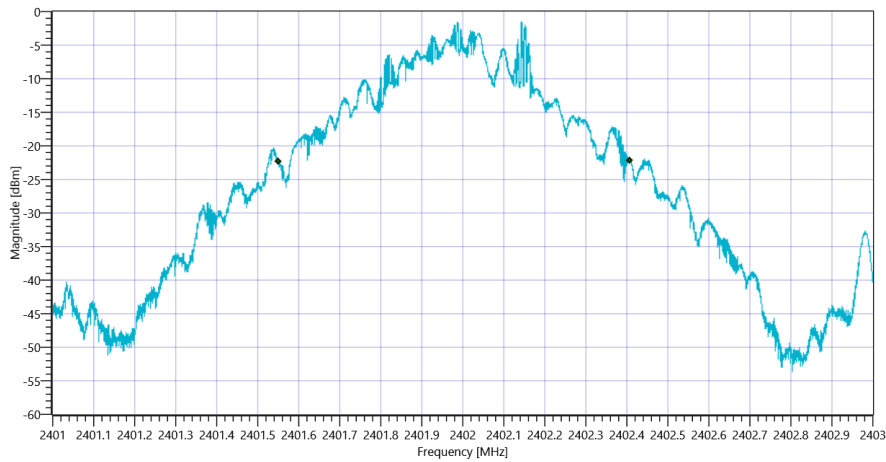
Test Description	Lower Limit	Upper Limit	Measured	Unit	Verdict
Connection result	--	--	--	--	TCON

READ SA SETTINGS:

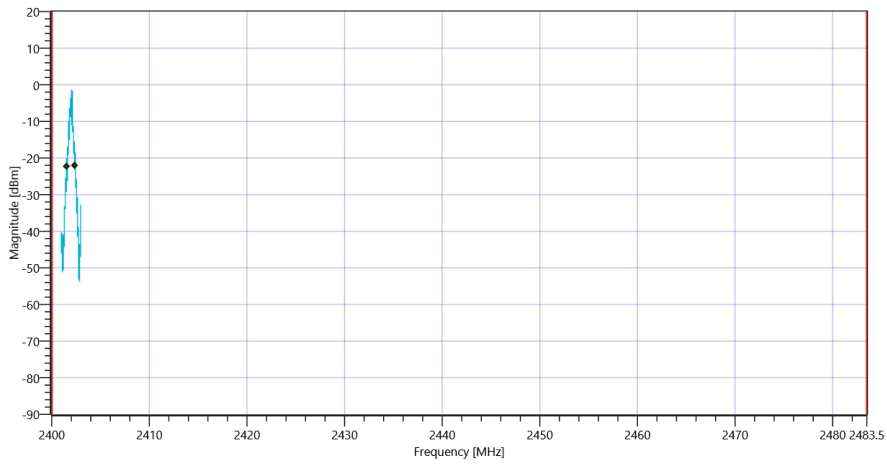
Ref. Level [dBm]	5.17
Ref. Lev. offs [dB]	10.99
Input Attenuation [dB]	10
Freq. Start [MHz]	2401.000
Freq. Stop [MHz]	2403.000
Resolution BW. [MHz]	0.020000
Video BW. [MHz]	0.050000
Detector	POS
Sweep Time [ms]	50
Sweep Points/Section	10001
Sweep Count	200
Sweep Mode	MAXH
Used Sweep Type	SWE

RESULT: TC_VM_FCC15247_Bandwidth_99PCT_20dB_DTS_FHSS_V01

Test Description	Lower Limit	Upper Limit	Measured	Unit	Verdict
Bandwidth 99%	--	--	857	kHz	Information
T1 99%	2400.000000	--	2401.5508	MHz	PASS
T2 99%	--	2483.500000	2402.4074	MHz	PASS



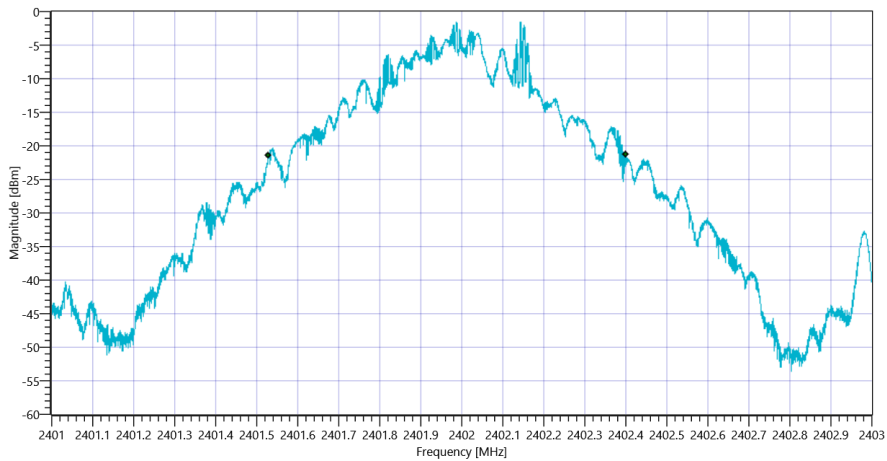
Plot_FCC Part 15.247 Bandwidth 99PCT-20dB ~ BT Classic Basic rate 99PCT_17052019_125239.png



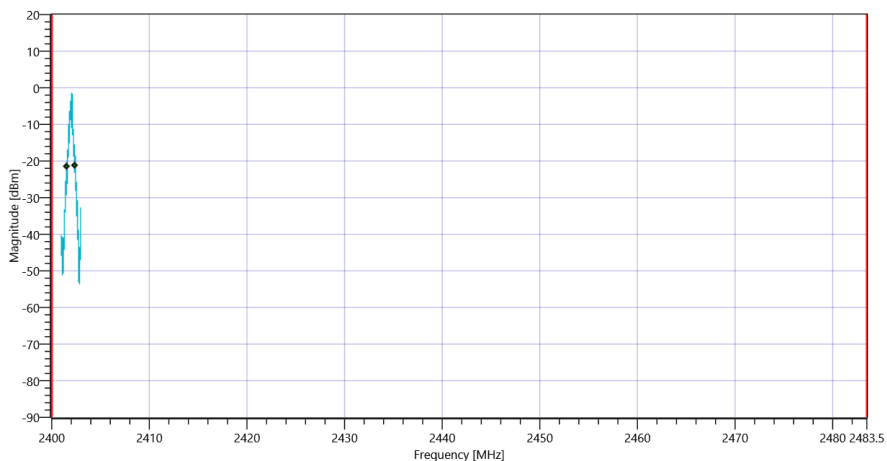
Plot_FCC Part 15.247 Bandwidth 99PCT-20dB ~ BT Classic Basic rate_17052019_125242.png

RESULT: TC_VM_FCC15247_Bandwidth_99PCT_20dB_DTS_FHSS_V01

Test Description	Lower Limit	Upper Limit	Measured	Unit	Verdict
Bandwidth 20dB	--	--	871	kHz	Information
T1 20dB	2400.000000	--	2401.5284	MHz	PASS
T2 20dB	--	2483.500000	2402.3990	MHz	PASS



Plot_FCC Part 15.247 Bandwidth 99PCT-20dB ~ BT Classic Basic rate 20dB_17052019_125246.png



Plot_FCC Part 15.247 Bandwidth 99PCT-20dB ~ BT Classic Basic rate_17052019_125248.png

Test at TX 2441 MHz

RESULT: BT Classic Connection check

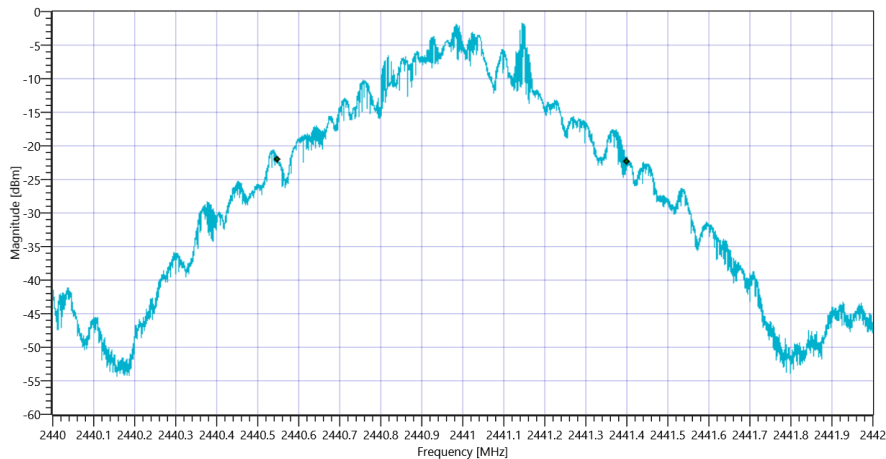
Test Description	Lower Limit	Upper Limit	Measured	Unit	Verdict
Connection result	---	---	---	--	TCON

READ SA SETTINGS:

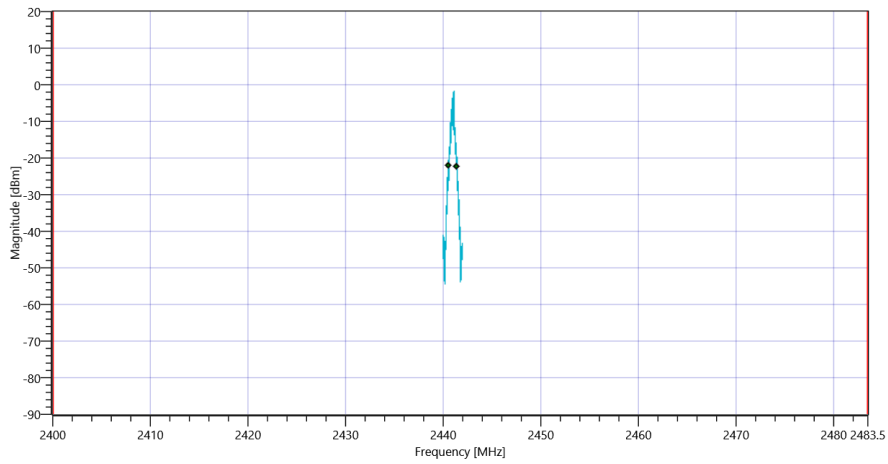
Ref. Level [dBm]	5.00
Ref. Lev. offs [dB]	11.11
Input Attenuation [dB]	10
Freq. Start [MHz]	2440.000
Freq. Stop [MHz]	2442.000
Resolution BW. [MHz]	0.020000
Video BW. [MHz]	0.050000
Detector	POS
Sweep Time [ms]	50
Sweep Points/Section	10001
Sweep Count	200
Sweep Mode	MAXH
Used Sweep Type	SWE

RESULT: TC_VM_FCC15247_Bandwidth_99PCT_20dB_DTS_FHSS_V01

Test Description	Lower Limit	Upper Limit	Measured	Unit	Verdict
Bandwidth 99%	---	---	853	kHz	Information
T1 99%	2400.000000	---	2440.5486	MHz	PASS
T2 99%	---	2483.500000	2441.4012	MHz	PASS



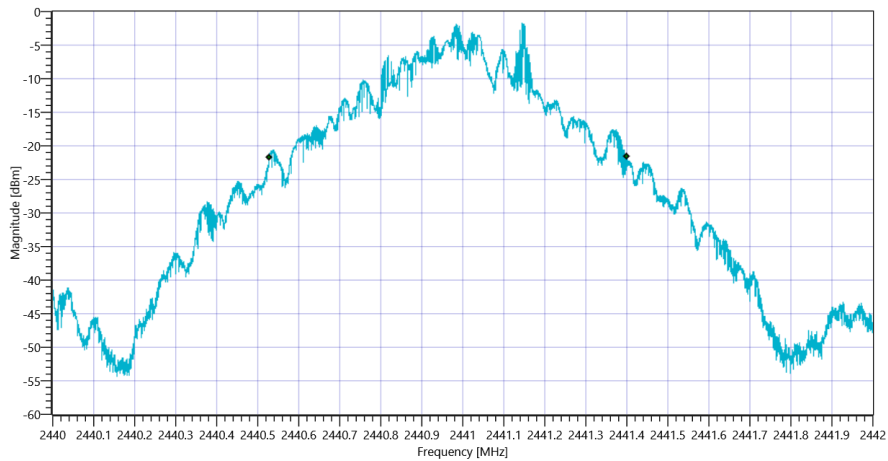
Plot_FCC Part 15.247 Bandwidth 99PCT-20dB ~ BT Classic Basic rate 99PCT_17052019_125313.png



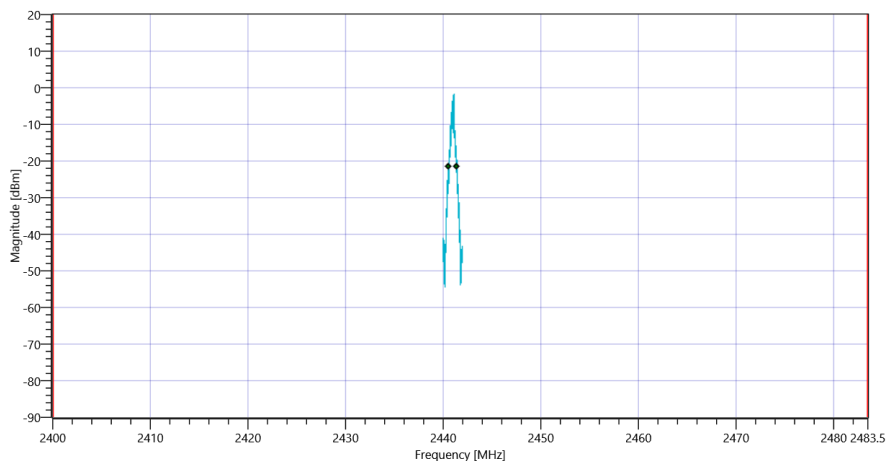
Plot_FCC Part 15.247 Bandwidth 99PCT-20dB ~ BT Classic Basic rate_17052019_125316.png

RESULT: TC_VM_FCC15247_Bandwidth_99PCT_20dB_DTS_FHSS_V01

Test Description	Lower Limit	Upper Limit	Measured	Unit	Verdict
Bandwidth 20dB	--	--	873	kHz	Information
T1 20dB	2400.000000	--	2440.5272	MHz	PASS
T2 20dB	--	2483.500000	2441.4000	MHz	PASS



Plot_FCC Part 15.247 Bandwidth 99PCT-20dB ~ BT Classic Basic rate 20dB_17052019_125320.png



Plot_FCC Part 15.247 Bandwidth 99PCT-20dB ~ BT Classic Basic rate_17052019_125323.png

Test at TX 2480 MHz

RESULT: BT Classic Connection check

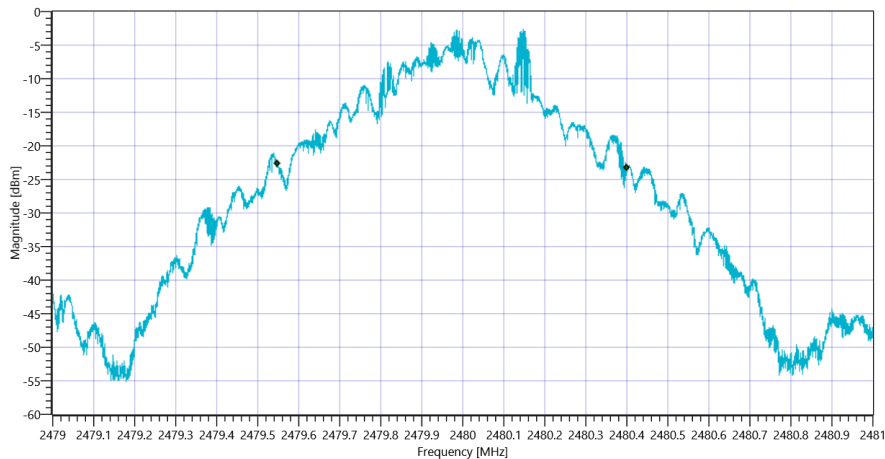
Test Description	Lower Limit	Upper Limit	Measured	Unit	Verdict
Connection result	---	---	---	--	TCON

READ SA SETTINGS:

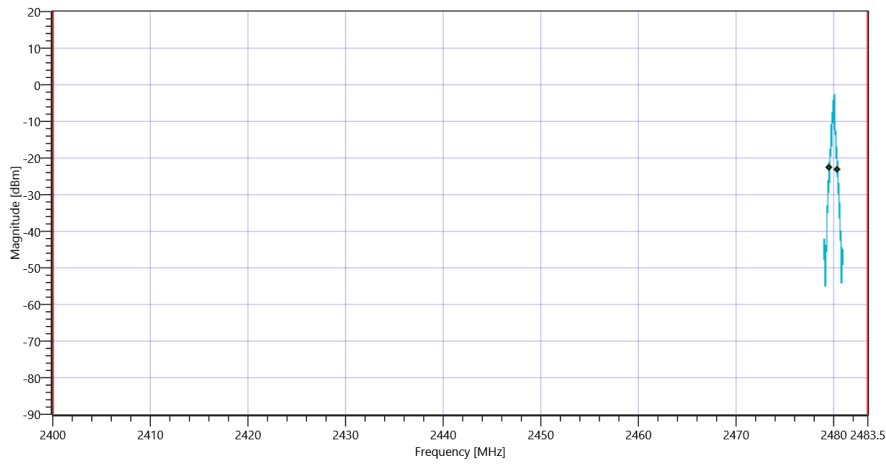
Ref. Level [dBm]	4.26
Ref. Lev. offs [dB]	11.16
Input Attenuation [dB]	10
Freq. Start [MHz]	2479.000
Freq. Stop [MHz]	2481.000
Resolution BW. [MHz]	0.020000
Video BW. [MHz]	0.050000
Detector	POS
Sweep Time [ms]	50
Sweep Points/Section	10001
Sweep Count	200
Sweep Mode	MAXH
Used Sweep Type	SWE

RESULT: TC_VM_FCC15247_Bandwidth_99PCT_20dB_DTS_FHSS_V01

Test Description	Lower Limit	Upper Limit	Measured	Unit	Verdict
Bandwidth 99%	---	---	854	kHz	Information
T1 99%	2400.000000	---	2479.5470	MHz	PASS
T2 99%	---	2483.500000	2480.4012	MHz	PASS



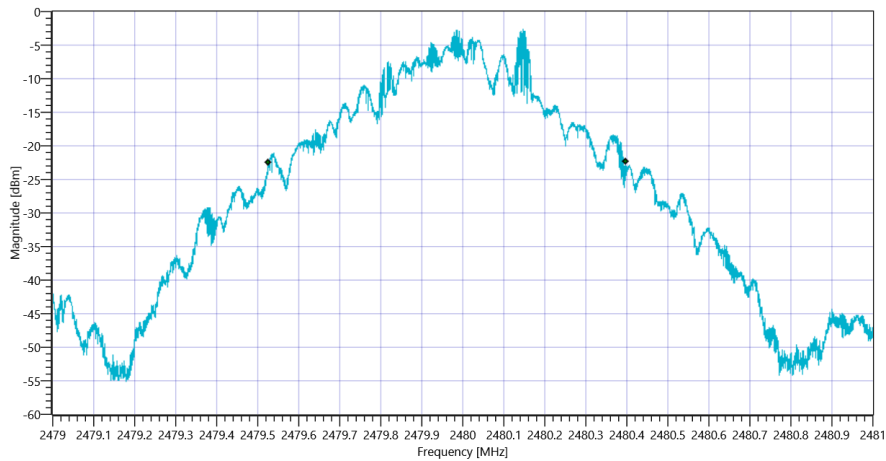
Plot_FCC Part 15.247 Bandwidth 99PCT-20dB ~ BT Classic Basic rate 99PCT_17052019_125348.png



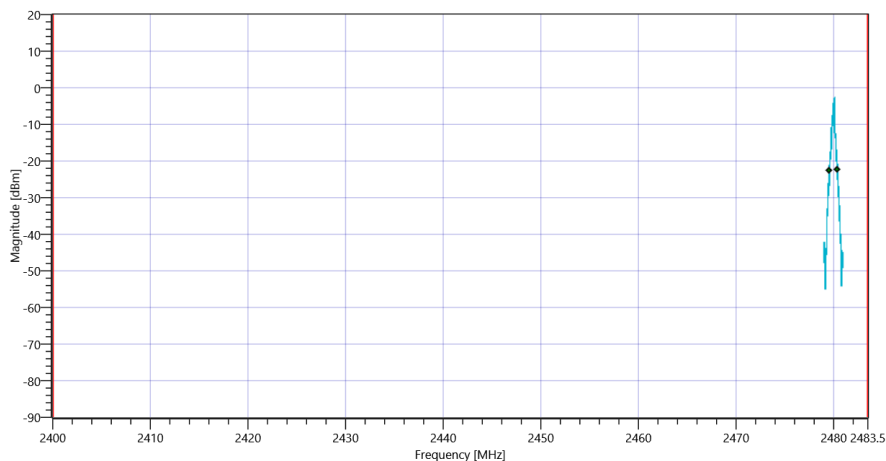
Plot_FCC Part 15.247 Bandwidth 99PCT-20dB ~ BT Classic Basic rate_17052019_125351.png

RESULT: TC_VM_FCC15247_Bandwidth_99PCT_20dB_DTS_FHSS_V01

Test Description	Lower Limit	Upper Limit	Measured	Unit	Verdict
Bandwidth 20dB	--	--	870	kHz	Information
T1 20dB	2400.000000	--	2479.5268	MHz	PASS
T2 20dB	--	2483.500000	2480.3968	MHz	PASS



Plot_FCC Part 15.247 Bandwidth 99PCT-20dB ~ BT Classic Basic rate 20dB_17052019_125355.png



Plot_FCC Part 15.247 Bandwidth 99PCT-20dB ~ BT Classic Basic rate_17052019_125358.png

TEST FINISHED

General Verdict

17.05.2019 12:53:59 / RT: 112 s

PASS

12. FCC Part 15.247 Bandwidth 99PCT-20dB ~ BT Classic EDR Pi/4DQPSK

Test References	
TC Start	17.05.2019 12:54:03
System Version	1.0.0.15
Test Specification	FCC Part 15.247
Test Method	
Class / TC Version / TC ID	TC_VM_FCC15247_Bandwidth_99PCT_20dB_DTS_FHSS_V01 Version: 0.0.2 TCID_FCC15247_2
My Description	FCC 15.247 Bandwidth 99PCT - 20dB FHSS - BT Classic EDR Pi/4DQPSK
Add. Information	

Test Parameter	
Technology to test	BT Classic EDR Pi/4DQPSK
Antenna Port used	1
Temperature	mid
Voltage	mid
Frequency low to test	True Freq [MHz] 2402
Frequency mid to test	True Freq [MHz] 2441
Frequency high to test	True Freq [MHz] 2480
Pattern	PRBS9
Switched Path	IUT - SignalingUnit - SpectrumAnalyzer
Devices in use	SigBT: Rohde&Schwarz,CMW,1201.0002k75/100683,3.7.70 SA: Rohde&Schwarz,FSV-30,1321.3008K30/103809,3.40

Test at TX 2402 MHz

RESULT: BT Classic Connection check

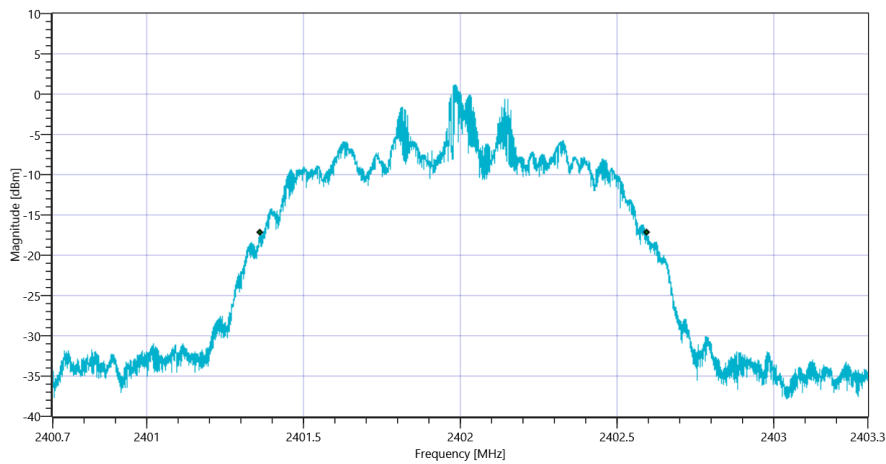
Test Description	Lower Limit	Upper Limit	Measured	Unit	Verdict
Connection result	--	--	--	--	TCON

READ SA SETTINGS:

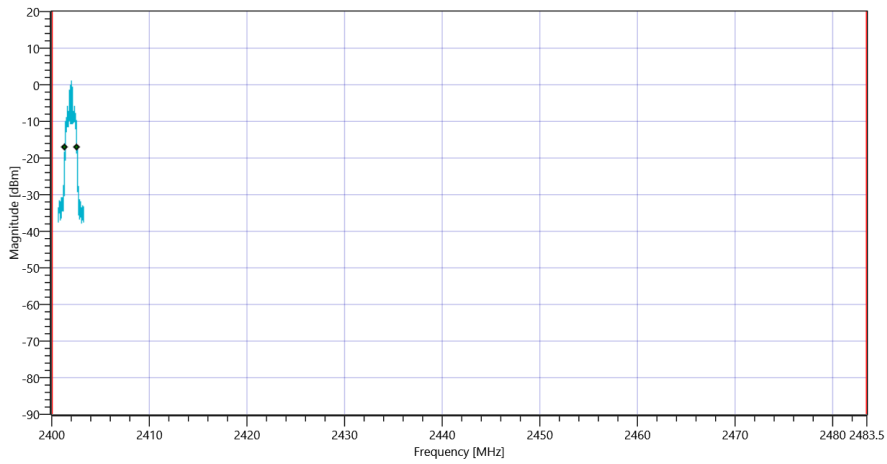
Ref. Level [dBm]	7.07
Ref. Lev. offs [dB]	10.99
Input Attenuation [dB]	15
Freq. Start [MHz]	2400.700
Freq. Stop [MHz]	2403.300
Resolution BW. [MHz]	0.030000
Video BW. [MHz]	0.100000
Detector	POS
Sweep Time [ms]	50
Sweep Points/Section	10001
Sweep Count	200
Sweep Mode	MAXH
Used Sweep Type	SWE

RESULT: TC_VM_FCC15247_Bandwidth_99PCT_20dB_DTS_FHSS_V01

Test Description	Lower Limit	Upper Limit	Measured	Unit	Verdict
Bandwidth 99%	--	--	1232	kHz	Information
T1 99%	2400.000000	--	2401.3636	MHz	PASS
T2 99%	--	2483.500000	2402.5953	MHz	PASS



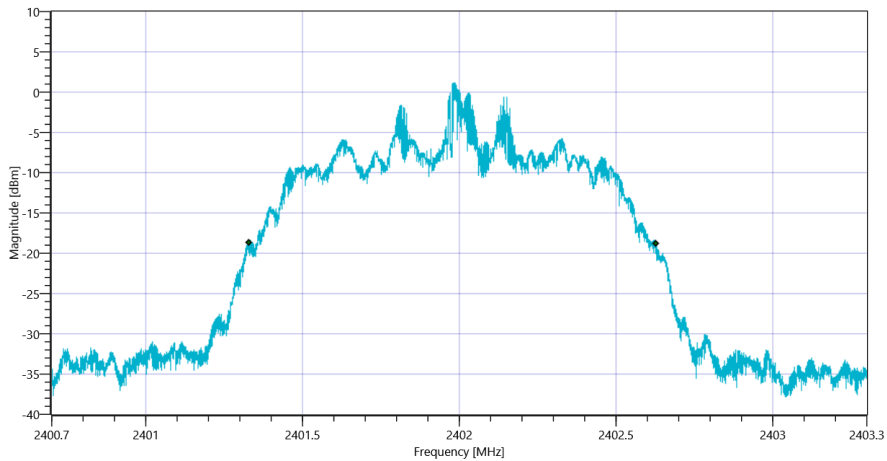
Plot_FCC Part 15.247 Bandwidth 99PCT-20dB ~ BT Classic EDR Pi-4DQPSK 99PCT_17052019_125437.png



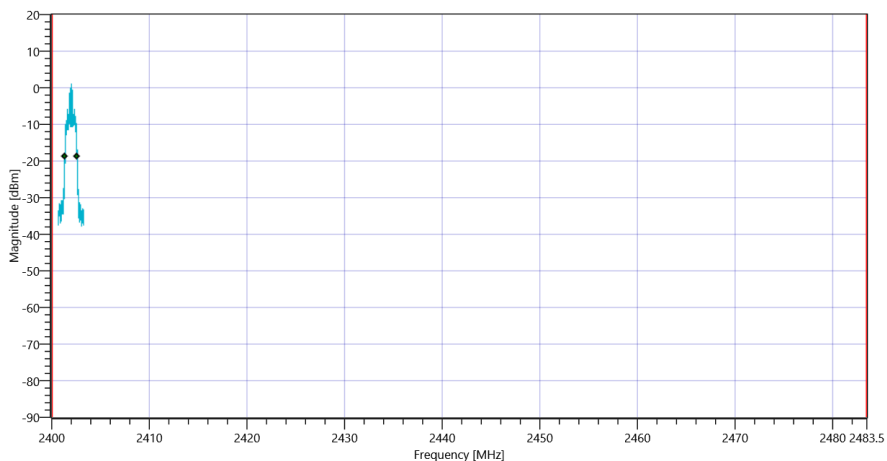
Plot_FCC Part 15.247 Bandwidth 99PCT-20dB ~ BT Classic EDR Pi-4DQPSK_17052019_125440.png

RESULT: TC_VM_FCC15247_Bandwidth_99PCT_20dB_DTS_FHSS_V01

Test Description	Lower Limit	Upper Limit	Measured	Unit	Verdict
Bandwidth 20dB	--	--	1299	kHz	Information
T1 20dB	2400.000000	--	2401.3292	MHz	PASS
T2 20dB	--	2483.500000	2402.6287	MHz	PASS



Plot_FCC Part 15.247 Bandwidth 99PCT-20dB ~ BT Classic EDR Pi-4DQPSK 20dB_17052019_125443.png



Plot_FCC Part 15.247 Bandwidth 99PCT-20dB ~ BT Classic EDR Pi-4DQPSK_17052019_125446.png

Test at TX 2441 MHz

RESULT: BT Classic Connection check

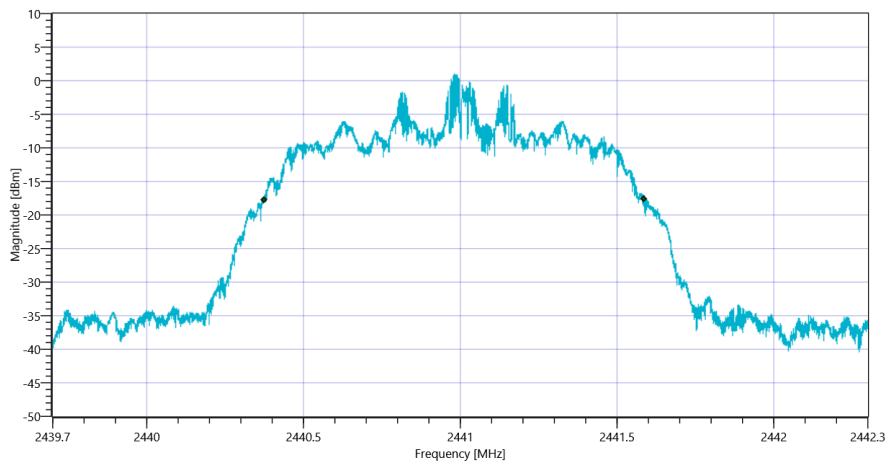
Test Description	Lower Limit	Upper Limit	Measured	Unit	Verdict
Connection result	--	--	--	--	TCON

READ SA SETTINGS:

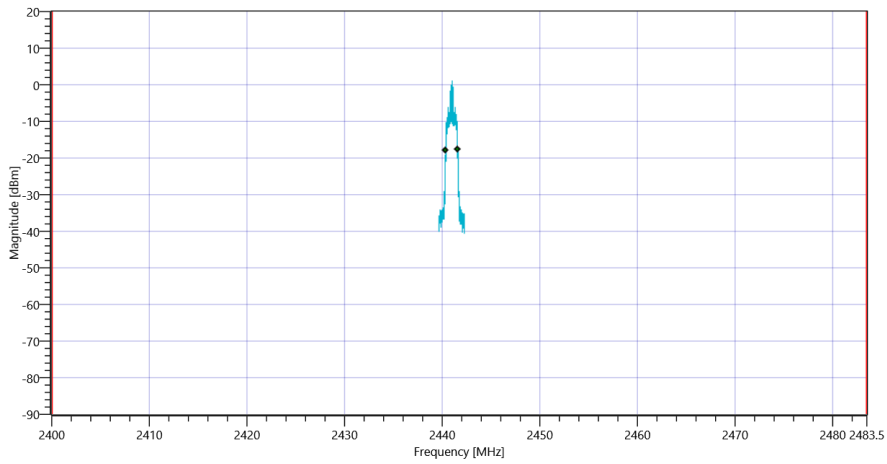
Ref. Level [dBm]	6.91
Ref. Lev. offs [dB]	11.11
Input Attenuation [dB]	15
Freq. Start [MHz]	2439.700
Freq. Stop [MHz]	2442.300
Resolution BW. [MHz]	0.030000
Video BW. [MHz]	0.100000
Detector	POS
Sweep Time [ms]	50
Sweep Points/Section	10001
Sweep Count	200
Sweep Mode	MAXH
Used Sweep Type	SWE

RESULT: TC_VM_FCC15247_Bandwidth_99PCT_20dB_DTS_FHSS_V01

Test Description	Lower Limit	Upper Limit	Measured	Unit	Verdict
Bandwidth 99%	--	--	1212	kHz	Information
T1 99%	2400.000000	--	2440.3753	MHz	PASS
T2 99%	--	2483.500000	2441.5870	MHz	PASS



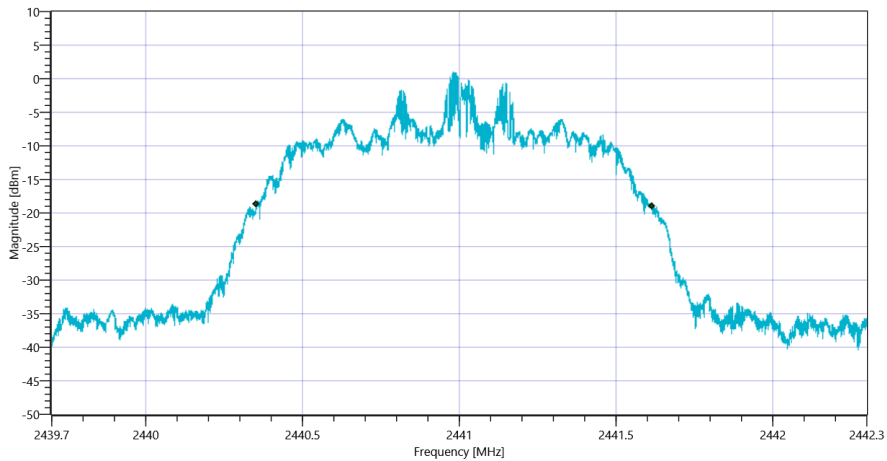
Plot_FCC Part 15.247 Bandwidth 99PCT-20dB ~ BT Classic EDR Pi-4DQPSK 99PCT_17052019_125511.png



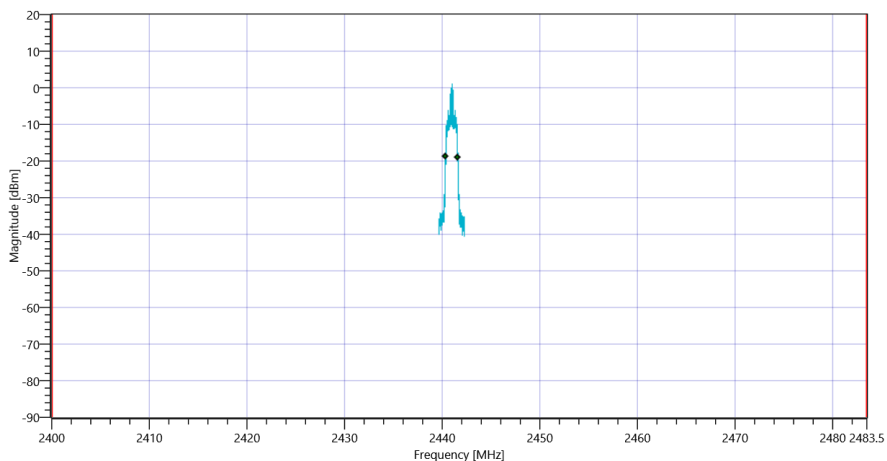
Plot_FCC Part 15.247 Bandwidth 99PCT-20dB ~ BT Classic EDR Pi-4DQPSK_17052019_125514.png

RESULT: TC_VM_FCC15247_Bandwidth_99PCT_20dB_DTS_FHSS_V01

Test Description	Lower Limit	Upper Limit	Measured	Unit	Verdict
Bandwidth 20dB	--	--	1263	kHz	Information
T1 20dB	2400.000000	--	2440.3534	MHz	PASS
T2 20dB	--	2483.500000	2441.6159	MHz	PASS



Plot_FCC Part 15.247 Bandwidth 99PCT-20dB ~ BT Classic EDR Pi-4DQPSK 20dB_17052019_125517.png



Plot_FCC Part 15.247 Bandwidth 99PCT-20dB ~ BT Classic EDR Pi-4DQPSK_17052019_125520.png

Test at TX 2480 MHz

RESULT: BT Classic Connection check

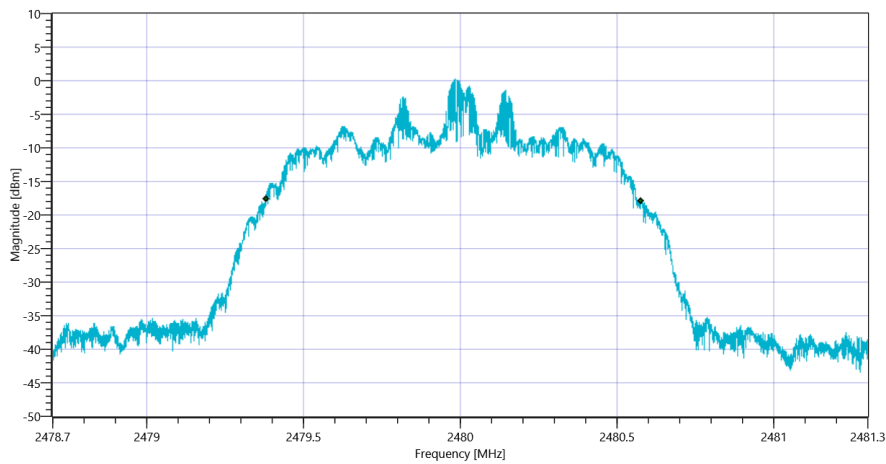
Test Description	Lower Limit	Upper Limit	Measured	Unit	Verdict
Connection result	---	---	---	--	TCON

READ SA SETTINGS:

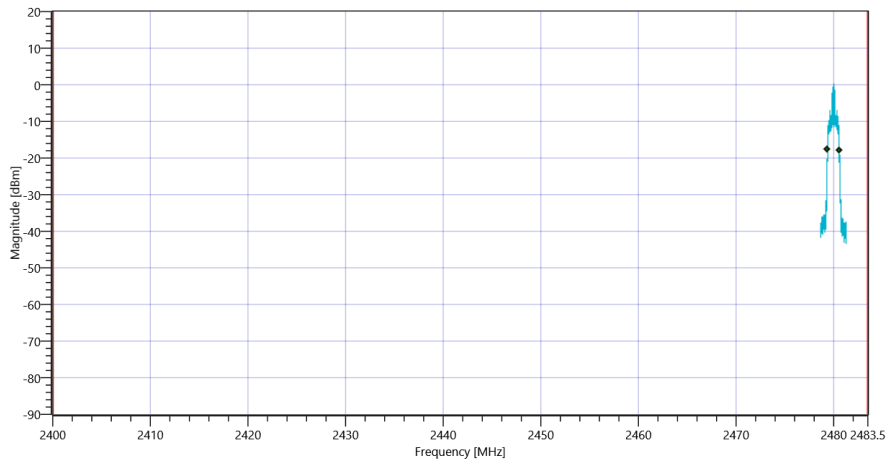
Ref. Level [dBm]			6.33		
Ref. Lev. offs [dB]			11.16		
Input Attenuation [dB]			15		
Freq. Start [MHz]			2478.700		
Freq. Stop [MHz]			2481.300		
Resolution BW. [MHz]			0.030000		
Video BW. [MHz]			0.100000		
Detector			POS		
Sweep Time [ms]			50		
Sweep Points/Section			10001		
Sweep Count			200		
Sweep Mode			MAXH		
Used Sweep Type			SWE		

RESULT: TC_VM_FCC15247_Bandwidth_99PCT_20dB_DTS_FHSS_V01

Test Description	Lower Limit	Upper Limit	Measured	Unit	Verdict
Bandwidth 99%	---	---	1197	kHz	Information
T1 99%	2400.000000	---	2479.3805	MHz	PASS
T2 99%	---	2483.500000	2480.5779	MHz	PASS



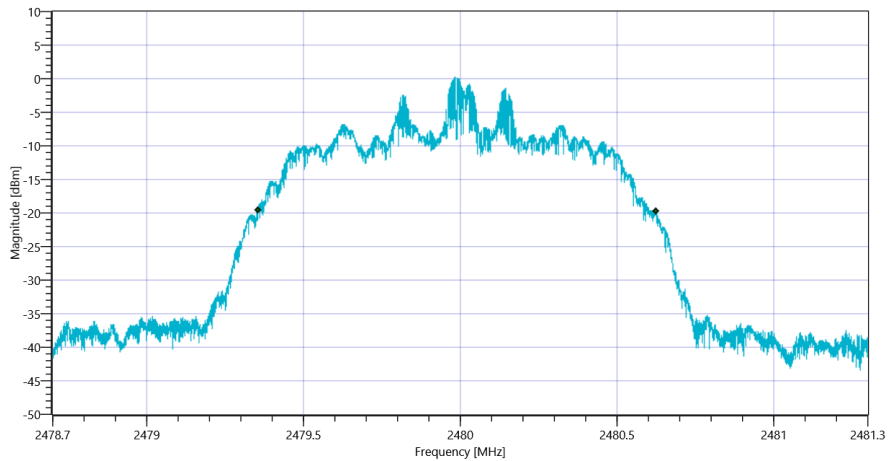
Plot_FCC Part 15.247 Bandwidth 99PCT-20dB ~ BT Classic EDR Pi-4DQPSK 99PCT_17052019_125545.png



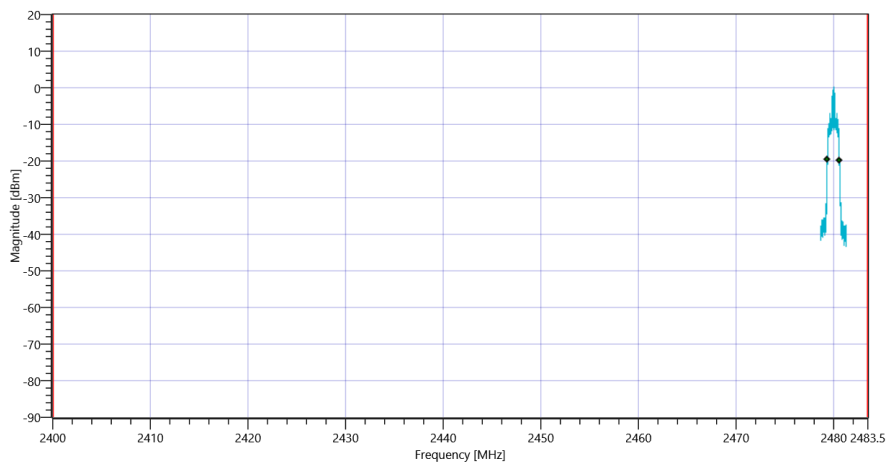
Plot_FCC Part 15.247 Bandwidth 99PCT-20dB ~ BT Classic EDR Pi-4QPSK_17052019_125548.png

RESULT: TC_VM_FCC15247_Bandwidth_99PCT_20dB_DTS_FHSS_V01

Test Description	Lower Limit	Upper Limit	Measured	Unit	Verdict
Bandwidth 20dB	--	--	1270	kHz	Information
T1 20dB	2400.000000	--	2479.3549	MHz	PASS
T2 20dB	--	2483.500000	2480.6248	MHz	PASS



Plot_FCC Part 15.247 Bandwidth 99PCT-20dB ~ BT Classic EDR Pi-4QPSK 20dB_17052019_125552.png



Plot_FCC Part 15.247 Bandwidth 99PCT-20dB ~ BT Classic EDR Pi-4QPSK_17052019_125555.png

TEST FINISHED

General Verdict

17.05.2019 12:55:55 / RT: 112 s

PASS

13. FCC Part 15.247 Bandwidth 99PCT-20dB ~ BT Classic EDR 8DPSK

Test References	
TC Start	17.05.2019 12:56:00
System Version	1.0.0.15
Test Specification	FCC Part 15.247
Test Method	
Class / TC Version / TC ID	TC_VM_FCC15247_Bandwidth_99PCT_20dB_DTS_FHSS_V01 Version: 0.0.2 TCID_FCC15247_2
My Description	FCC 15.247 Bandwidth 99PCT - 20dB FHSS - BT Classic EDR 8DPSK
Add. Information	

Test Parameter	
Technology to test	BT Classic EDR 8DPSK
Antenna Port used	1
Temperature	mid
Voltage	mid
Frequency low to test	True Freq [MHz] 2402
Frequency mid to test	True Freq [MHz] 2441
Frequency high to test	True Freq [MHz] 2480
Pattern	PRBS9
Switched Path	IUT - SignalingUnit - SpectrumAnalyzer
Devices in use	SigBT: Rohde&Schwarz,CMW,1201.0002k75/100683,3.7.70 SA: Rohde&Schwarz,FSV-30,1321.3008K30/103809,3.40

Test at TX 2402 MHz

RESULT: BT Classic Connection check

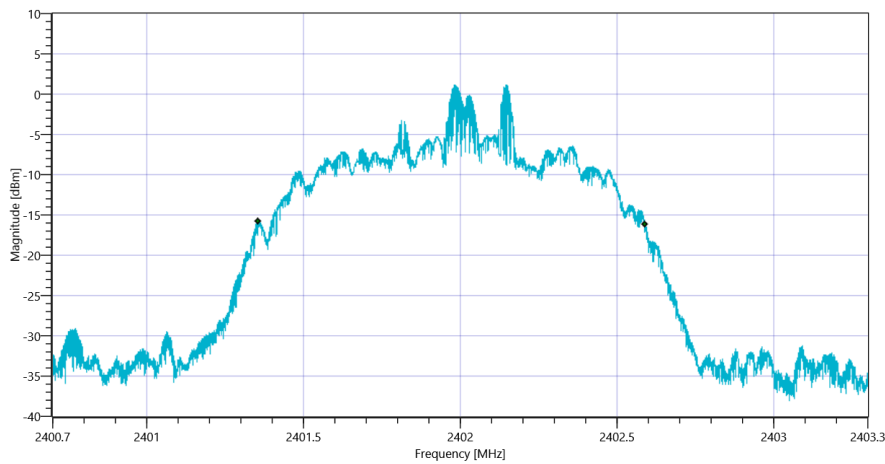
Test Description	Lower Limit	Upper Limit	Measured	Unit	Verdict
Connection result	--	--	--	--	TCON

READ SA SETTINGS:

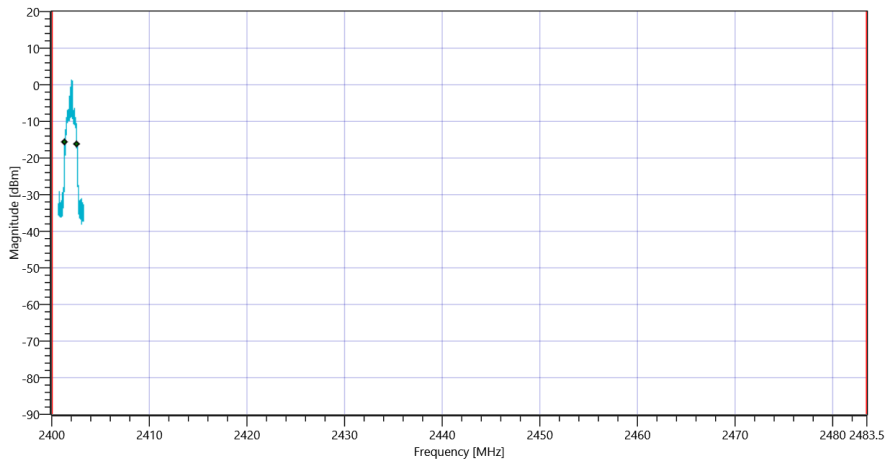
Ref. Level [dBm]	7.20
Ref. Lev. offs [dB]	10.99
Input Attenuation [dB]	15
Freq. Start [MHz]	2400.700
Freq. Stop [MHz]	2403.300
Resolution BW. [MHz]	0.030000
Video BW. [MHz]	0.100000
Detector	POS
Sweep Time [ms]	50
Sweep Points/Section	10001
Sweep Count	200
Sweep Mode	MAXH
Used Sweep Type	SWE

RESULT: TC_VM_FCC15247_Bandwidth_99PCT_20dB_DTS_FHSS_V01

Test Description	Lower Limit	Upper Limit	Measured	Unit	Verdict
Bandwidth 99%	--	--	1235	kHz	Information
T1 99%	2400.000000	--	2401.3560	MHz	PASS
T2 99%	--	2483.500000	2402.5907	MHz	PASS



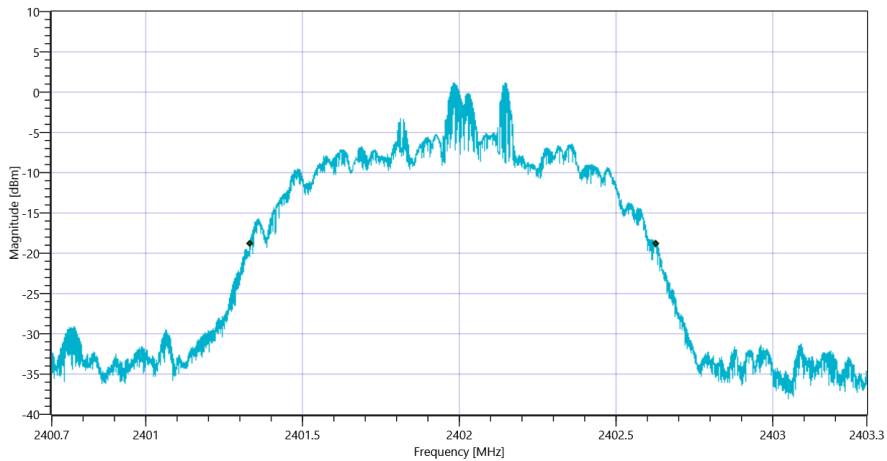
Plot_FCC Part 15.247 Bandwidth 99PCT-20dB ~ BT Classic EDR 8DPSK 99PCT_17052019_125633.png



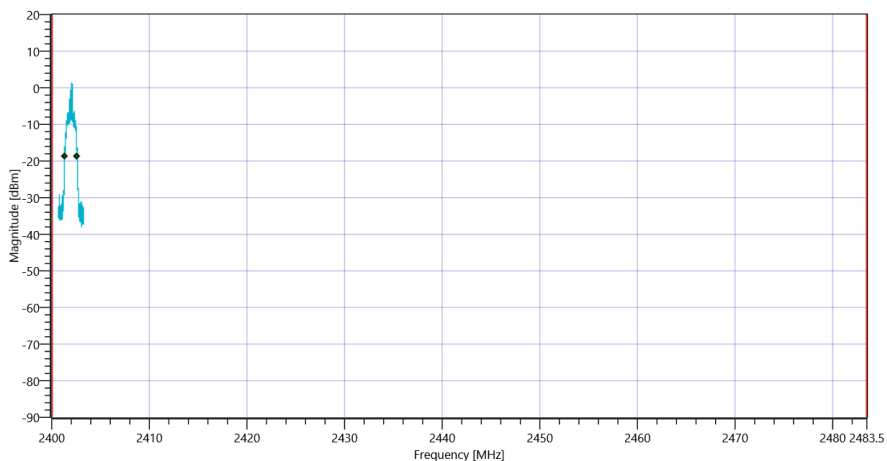
Plot_FCC Part 15.247 Bandwidth 99PCT-20dB ~ BT Classic EDR 8DPSK_17052019_125636.png

RESULT: TC_VM_FCC15247_Bandwidth_99PCT_20dB_DTS_FHSS_V01

Test Description	Lower Limit	Upper Limit	Measured	Unit	Verdict
Bandwidth 20dB	--	--	1296	kHz	Information
T1 20dB	2400.000000	--	2401.3315	MHz	PASS
T2 20dB	--	2483.500000	2402.6271	MHz	PASS



Plot_FCC Part 15.247 Bandwidth 99PCT-20dB ~ BT Classic EDR 8DPSK 20dB_17052019_125640.png



Plot_FCC Part 15.247 Bandwidth 99PCT-20dB ~ BT Classic EDR 8DPSK_17052019_125642.png

Test at TX 2441 MHz

RESULT: BT Classic Connection check

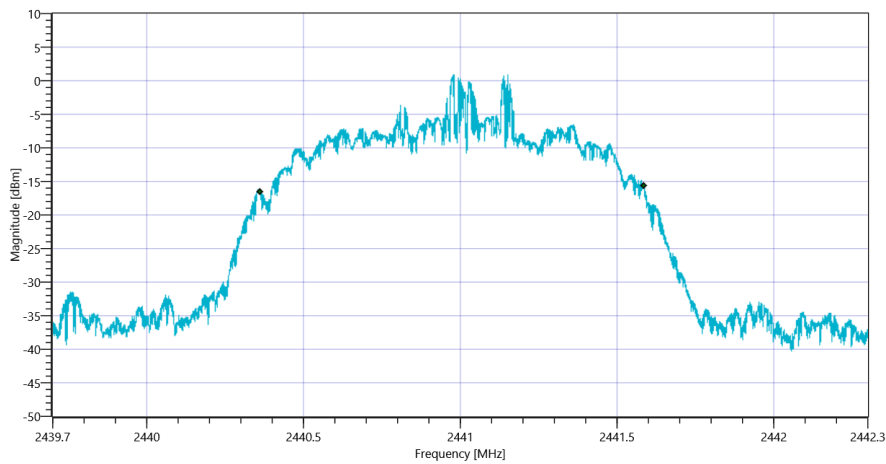
Test Description	Lower Limit	Upper Limit	Measured	Unit	Verdict
Connection result	---	---	---	--	TCON

READ SA SETTINGS:

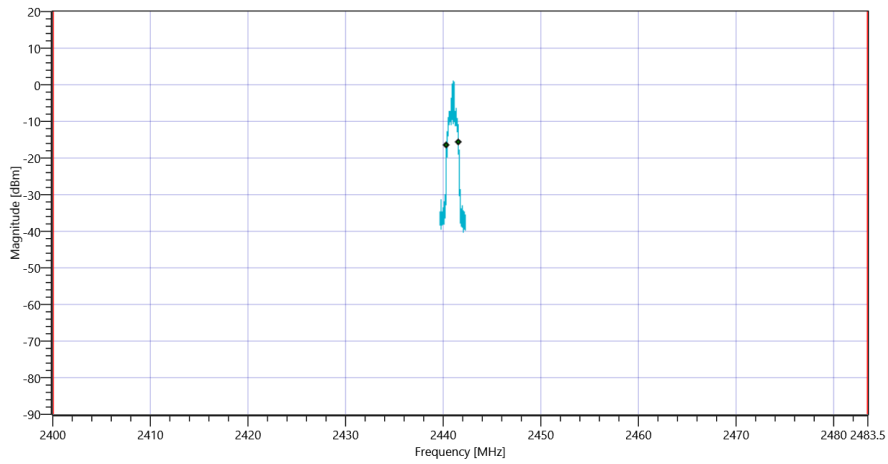
Ref. Level [dBm]	6.94
Ref. Lev. offs [dB]	11.11
Input Attenuation [dB]	15
Freq. Start [MHz]	2439.700
Freq. Stop [MHz]	2442.300
Resolution BW. [MHz]	0.030000
Video BW. [MHz]	0.100000
Detector	POS
Sweep Time [ms]	50
Sweep Points/Section	10001
Sweep Count	200
Sweep Mode	MAXH
Used Sweep Type	SWE

RESULT: TC_VM_FCC15247_Bandwidth_99PCT_20dB_DTS_FHSS_V01

Test Description	Lower Limit	Upper Limit	Measured	Unit	Verdict
Bandwidth 99%	---	---	1223	kHz	Information
T1 99%	2400.000000	---	2440.3625	MHz	PASS
T2 99%	---	2483.500000	2441.5860	MHz	PASS

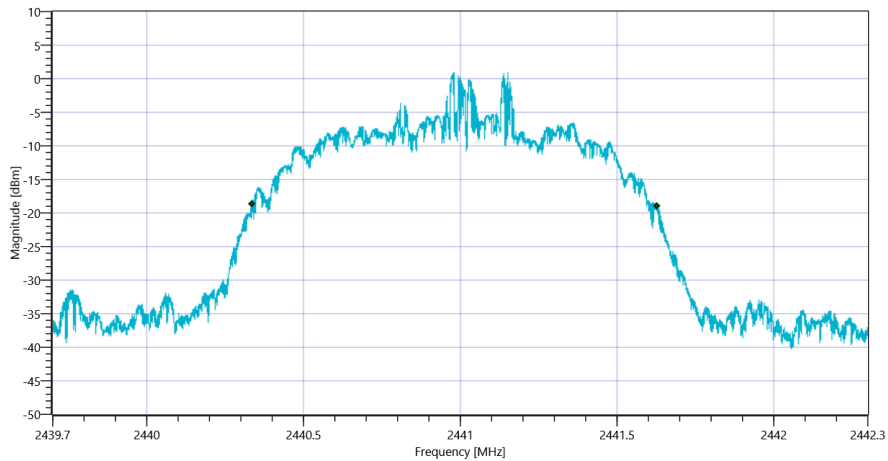


Plot_FCC Part 15.247 Bandwidth 99PCT-20dB ~ BT Classic EDR 8DPSK 99PCT_17052019_125707.png

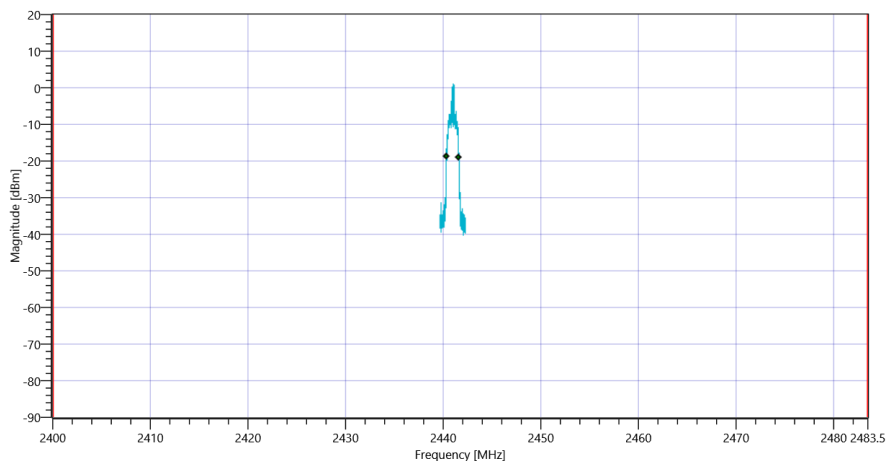


Plot_FCC Part 15.247 Bandwidth 99PCT-20dB ~ BT Classic EDR 8DPSK_17052019_125710.png

RESULT: TC_VM_FCC15247_Bandwidth_99PCT_20dB_DTS_FHSS_V01					
Test Description	Lower Limit	Upper Limit	Measured	Unit	Verdict
Bandwidth 20dB	--	--	1291	kHz	Information
T1 20dB	2400.000000	--	2440.3362	MHz	PASS
T2 20dB	--	2483.500000	2441.6269	MHz	PASS



Plot_FCC Part 15.247 Bandwidth 99PCT-20dB ~ BT Classic EDR 8DPSK 20dB_17052019_125714.png



Plot_FCC Part 15.247 Bandwidth 99PCT-20dB ~ BT Classic EDR 8DPSK_17052019_125717.png

Test at TX 2480 MHz

RESULT: BT Classic Connection check

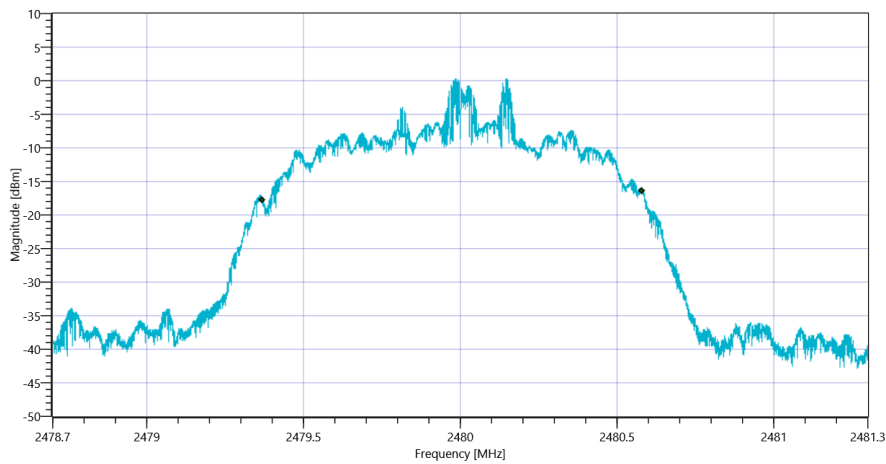
Test Description	Lower Limit	Upper Limit	Measured	Unit	Verdict
Connection result	--	--	--	--	TCON

READ SA SETTINGS:

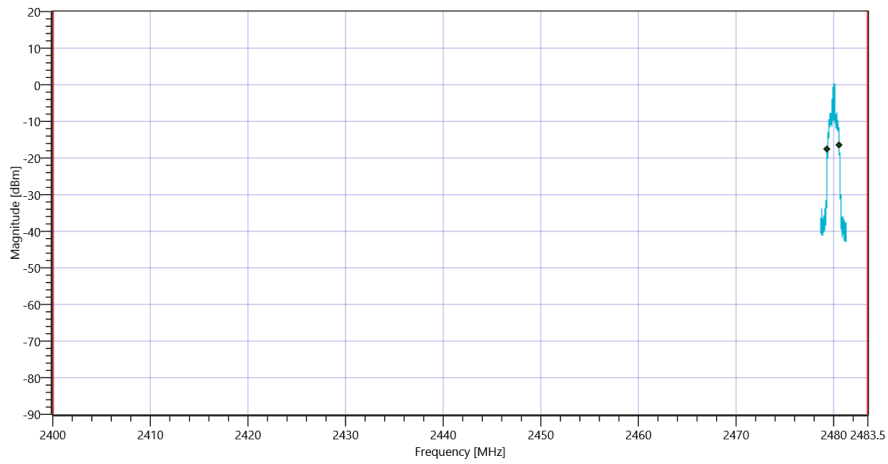
Ref. Level [dBm]	6.22
Ref. Lev. offs [dB]	11.16
Input Attenuation [dB]	15
Freq. Start [MHz]	2478.700
Freq. Stop [MHz]	2481.300
Resolution BW. [MHz]	0.030000
Video BW. [MHz]	0.100000
Detector	POS
Sweep Time [ms]	50
Sweep Points/Section	10001
Sweep Count	200
Sweep Mode	MAXH
Used Sweep Type	SWE

RESULT: TC_VM_FCC15247_Bandwidth_99PCT_20dB_DTS_FHSS_V01

Test Description	Lower Limit	Upper Limit	Measured	Unit	Verdict
Bandwidth 99%	--	--	1210	kHz	Information
T1 99%	2400.000000	--	2479.3693	MHz	PASS
T2 99%	--	2483.500000	2480.5792	MHz	PASS



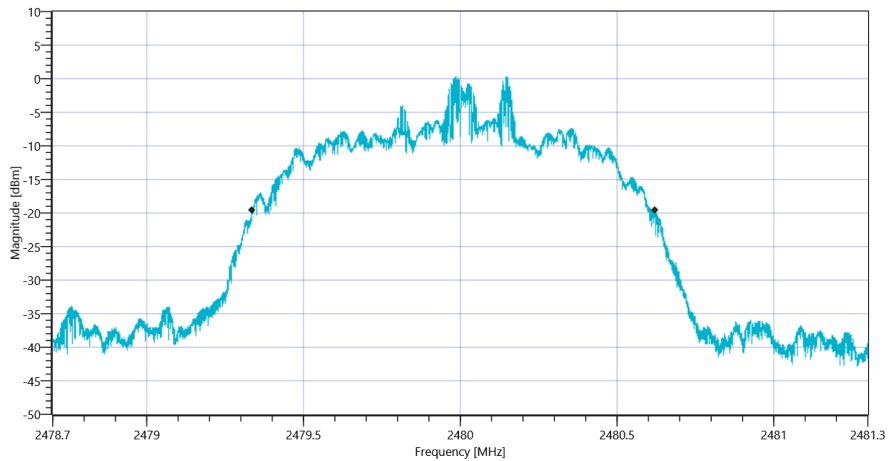
Plot_FCC Part 15.247 Bandwidth 99PCT-20dB ~ BT Classic EDR 8DPSK 99PCT_17052019_125742.png



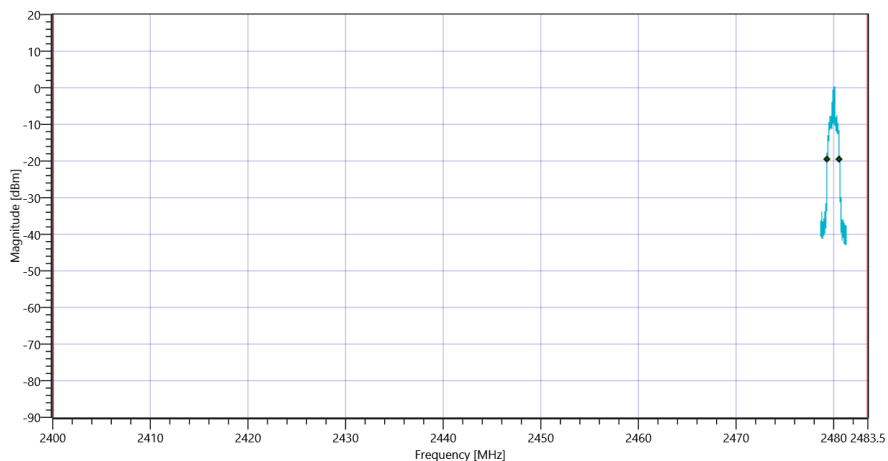
Plot_FCC Part 15.247 Bandwidth 99PCT-20dB ~ BT Classic EDR 8DPSK_17052019_125745.png

RESULT: TC_VM_FCC15247_Bandwidth_99PCT_20dB_DTS_FHSS_V01

Test Description	Lower Limit	Upper Limit	Measured	Unit	Verdict
Bandwidth 20dB	--	--	1283	kHz	Information
T1 20dB	2400.000000	--	2479.3378	MHz	PASS
T2 20dB	--	2483.500000	2480.6206	MHz	PASS



Plot_FCC Part 15.247 Bandwidth 99PCT-20dB ~ BT Classic EDR 8DPSK 20dB_17052019_125749.png



Plot_FCC Part 15.247 Bandwidth 99PCT-20dB ~ BT Classic EDR 8DPSK_17052019_125752.png

TEST FINISHED

General Verdict

17.05.2019 12:57:52 / RT: 112 s

PASS

14. Common2G4 Peak Output Power conducted 3MHz_3MHz BT Classic Basic rate

Test References	
TC Start	17.05.2019 13:02:20
System Version	1.0.0.15
Test Specification	None
Test Method	
Class / TC Version / TC ID	TC_VM_Common2G4_Peak_Output_Power_Conducted_3MHz_3MHz_V01 Version: 0.0.1 TCID_Common2G4_1
My Description	Peak Output Power conducted 3MHz/3MHz - BT Classic Basic Rate
Add. Information	

Test Parameter	
Technology to test	BT Classic Basic rate
Antenna Port used	1
Temperature	mid
Voltage	mid
Frequency low to test	True Freq [MHz] 2402
Frequency mid to test	True Freq [MHz] 2441
Frequency high to test	True Freq [MHz] 2480
Pattern	PRBS9
Switched Path	IUT - SignalingUnit - SpectrumAnalyzer
Devices in use	SigBT: Rohde&Schwarz,CMW,1201.0002k75/100683,3.7.70 SA: Rohde&Schwarz,FSV-30,1321.3008K30/103809,3.40

Test at TX 2402 MHz

RESULT: BT Classic Connection check

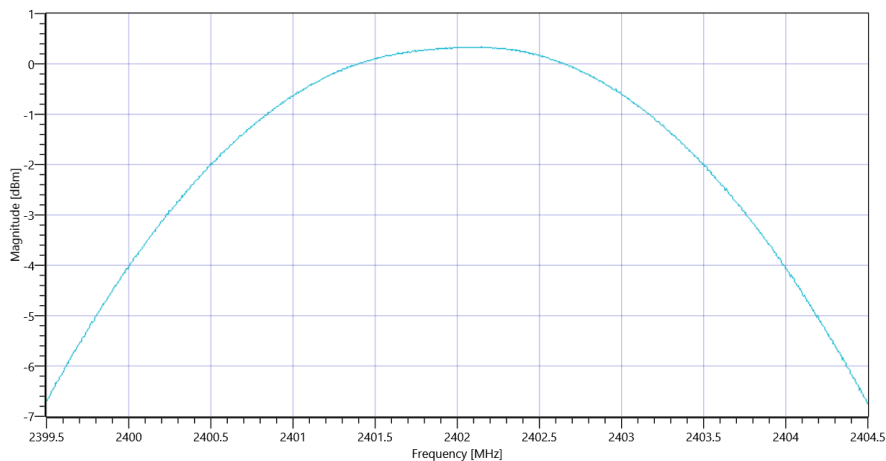
Test Description	Lower Limit	Upper Limit	Measured	Unit	Verdict
Connection result	--	--	--	--	TCON

READ SA SETTINGS:

Ref. Level [dBm]	10.26
Ref. Lev. offs [dB]	10.99
Input Attenuation [dB]	15
Freq. Start [MHz]	2399.500
Freq. Stop [MHz]	2404.500
Resolution BW. [MHz]	3.000000
Video BW. [MHz]	3.000000
Detector	POS
Sweep Time [ms]	1000
Sweep Points/Section	1001
Sweep Count	10
Sweep Mode	MAXH
Used Sweep Type	SWE

RESULT: TC_VM_Common2G4_Peak_Output_Power_Conducted_3MHz_3MHz_V01

Test Description	Lower Limit	Upper Limit	Measured	Unit	Verdict
Peak Power	--	30.00	0.34	dBm	Information
Peak Power	--	1000	1.081434	mW	Information
Frequency at Peak	--	--	2402.15	MHz	Information



Plot_Common2G4 Peak Output Power conducted 3MHz_3MHz BT Classic Basic rate_17052019_130256.png

Test at TX 2441 MHz

RESULT: BT Classic Connection check

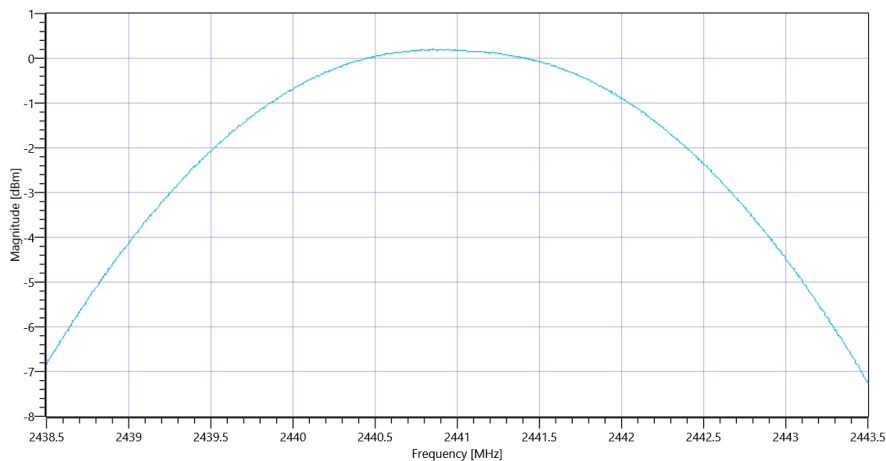
Test Description	Lower Limit	Upper Limit	Measured	Unit	Verdict
Connection result	--	--	--	--	TCON

READ SA SETTINGS:

Ref. Level [dBm]	10.09
Ref. Lev. offs [dB]	11.11
Input Attenuation [dB]	15
Freq. Start [MHz]	2438.500
Freq. Stop [MHz]	2443.500
Resolution BW. [MHz]	3.000000
Video BW. [MHz]	3.000000
Detector	POS
Sweep Time [ms]	1000
Sweep Points/Section	1001
Sweep Count	10
Sweep Mode	MAXH
Used Sweep Type	SWE

RESULT: TC_VM_Common2G4_Peak_Output_Power_Conducted_3MHz_3MHz_V01

Test Description	Lower Limit	Upper Limit	Measured	Unit	Verdict
Peak Power	--	30.00	0.21	dBm	Information
Peak Power	--	1000	1.049542	mW	Information
Frequency at Peak	--	--	2440.85	MHz	Information



Plot_Common2G4 Peak Output Power conducted 3MHz_3MHz BT Classic Basic rate_17052019_130320.png

Test at TX 2480 MHz

RESULT: BT Classic Connection check

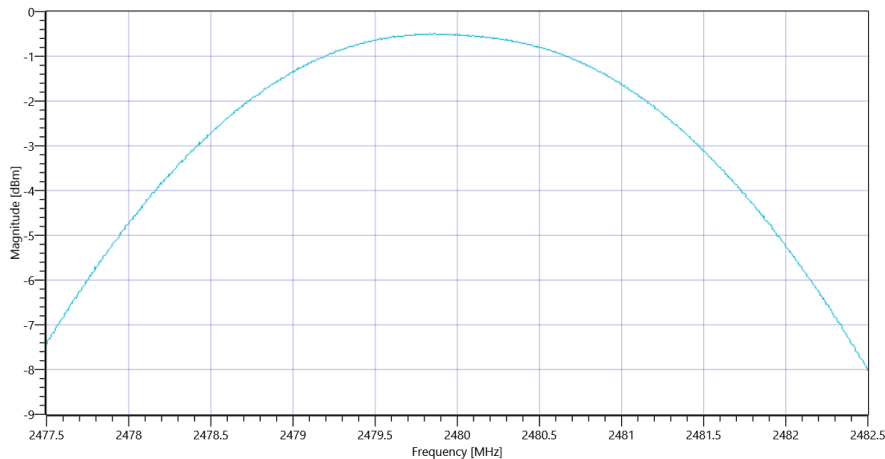
Test Description	Lower Limit	Upper Limit	Measured	Unit	Verdict
Connection result	--	--	--	--	TCON

READ SA SETTINGS:

Ref. Level [dBm]	9.29
Ref. Lev. offs [dB]	11.16
Input Attenuation [dB]	15
Freq. Start [MHz]	2477.500
Freq. Stop [MHz]	2482.500
Resolution BW. [MHz]	3.000000
Video BW. [MHz]	3.000000
Detector	POS
Sweep Time [ms]	1000
Sweep Points/Section	1001
Sweep Count	10
Sweep Mode	MAXH
Used Sweep Type	SWE

RESULT: TC_VM_Common2G4_Peak_Output_Power_Conducted_3MHz_3MHz_V01

Test Description	Lower Limit	Upper Limit	Measured	Unit	Verdict
Peak Power	--	30.00	-0.48	dBm	Information
Peak Power	--	1000	0.895365	mW	Information
Frequency at Peak	--	--	2479.865	MHz	Information



Plot_Common2G4 Peak Output Power conducted 3MHz_3MHz BT Classic Basic rate_17052019_130344.png

TEST FINISHED

General Verdict

17.05.2019 13:03:44 / RT: 83 s

PASS

- END OF DOCUMENT -