

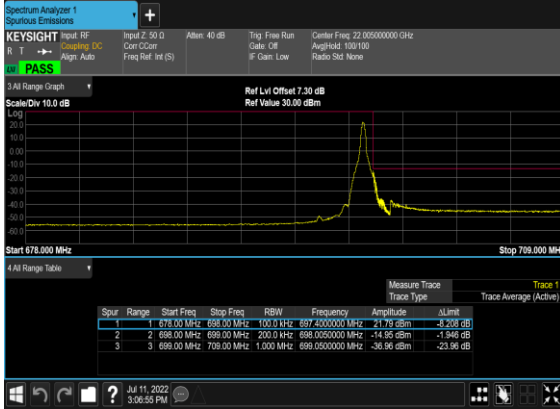
N71(20M)_DFT-s- OFDM_BPSK_Outer_Full_Low_CH



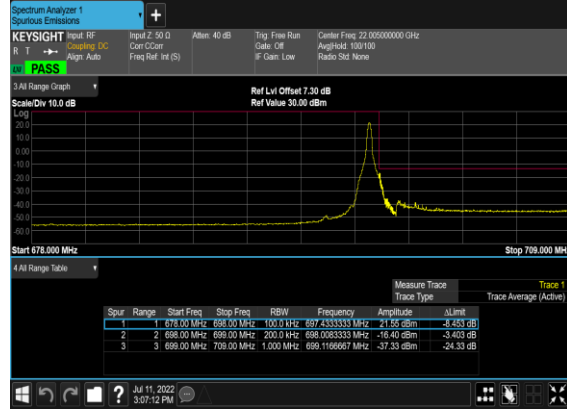
N71(20M)_DFT-s- OFDM_QPSK_Outer_Full_Low_CH



N71(20M)_DFT-s- OFDM_BPSK_Edge_1RB_Right_High_CH



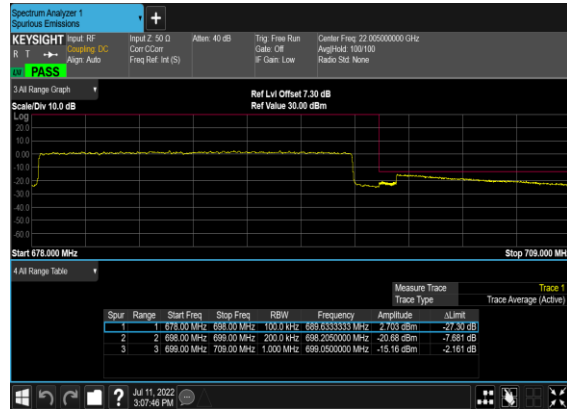
N71(20M)_DFT-s- OFDM_QPSK_Edge_1RB_Right_High_CH



N71(20M)_DFT-s- OFDM_BPSK_Outer_Full_High_CH



N71(20M)_DFT-s- OFDM_QPSK_Outer_Full_High_CH





Appendix B. Test Results of Radiated Test

Radiated Spurious Emission

Test Engineer :	Levi zhuo	Temperature :	22~23°C
		Relative Humidity :	40~42%

Note: Pre-scanned harmonic for the different antenna combinations, we choose the worst antenna mode to perform final test.

SA n25 / NR 40MHz / QPSK / ANT2								
Channel	Frequency (MHz)	EIRP (dBm)	Limit (dBm)	Over Limit (dB)	S.G. Power (dBm)	TX Cable loss (dB)	TX Antenna Gain (dBi)	Polarization (H/V)
Middle	3725	-42.94	-13	-29.94	-55.20	2.64	14.90	H
	5587	-43.45	-13	-30.45	-55.31	2.94	14.80	H
	7450	-36.93	-13	-23.93	-46.70	3.39	13.16	H
	3725	-41.42	-13	-28.42	-53.68	2.64	14.90	V
	5587	-37.89	-13	-24.89	-49.75	2.94	14.80	V
	7450	-37.11	-13	-24.11	-46.88	3.39	13.16	V

Remark: Spurious emissions within 30-1000MHz were found more than 20dB below limit line.

EN-DC_48A_n25A / LTE 20MHz + NR 40MHz / QPSK / ANT4(LTE) & ANT0(NR)								
Channel	Frequency (MHz)	EIRP (dBm)	Limit (dBm)	Over Limit (dB)	S.G. Power (dBm)	TX Cable loss (dB)	TX Antenna Gain (dBi)	Polarization (H/V)
Middle	3725	-46.09	-13	-33.09	-58.35	2.64	14.90	H
	5587	-54.11	-13	-41.11	-65.97	2.94	14.80	H
	7450	-52.41	-13	-39.41	-62.18	3.39	13.16	H
	3725	-48.93	-13	-35.93	-61.19	2.64	14.90	V
	5587	-55.44	-13	-42.44	-67.30	2.94	14.80	V
	7450	-52.66	-13	-39.66	-62.43	3.39	13.16	V

Remark: Spurious emissions within 30-1000MHz were found more than 20dB below limit line.

EN-DC_66A_n25A / LTE 20MHz + NR 40MHz / QPSK / ANT0(LTE) & ANT2(NR)								
Channel	Frequency (MHz)	EIRP (dBm)	Limit (dBm)	Over Limit (dB)	S.G. Power (dBm)	TX Cable loss (dB)	TX Antenna Gain (dBi)	Polarization (H/V)
Middle	3725	-52.82	-13	-39.82	-65.08	2.64	14.90	H
	5586	-52.52	-13	-39.52	-64.38	2.94	14.80	H
	7450	-45.24	-13	-32.24	-55.01	3.39	13.16	H
	3725	-54.22	-13	-41.22	-66.48	2.64	14.90	V
	5586	-49.58	-13	-36.58	-61.44	2.94	14.80	V
	7450	-47.00	-13	-34.00	-56.77	3.39	13.16	V

Remark: Spurious emissions within 30-1000MHz were found more than 20dB below limit line.



SA n41 / NR 100MHz / QPSK / ANT3								
Channel	Frequency (MHz)	EIRP (dBm)	Limit (dBm)	Over Limit (dB)	S.G. Power (dBm)	TX Cable loss (dB)	TX Antenna Gain (dBi)	Polarization (H/V)
Middle	5096	-63.09	-25	-38.09	-73.30	3.03	13.24	H
	7644	-62.17	-25	-37.17	-71.62	3.56	13.01	H
	10190	-61.48	-25	-36.48	-71.00	3.92	13.44	H
	5096	-63.26	-25	-38.26	-73.47	3.03	13.24	V
	7644	-62.73	-25	-37.73	-72.18	3.56	13.01	V
	10190	-61.71	-25	-36.71	-71.23	3.92	13.44	V

Remark: Spurious emissions within 30-1000MHz were found more than 20dB below limit line.

EN-DC 2A_n41A / LTE 20MHz + NR 100MHz / QPSK / ANT0(LTE) & ANT3(NR)								
Channel	Frequency (MHz)	EIRP (dBm)	Limit (dBm)	Over Limit (dB)	S.G. Power (dBm)	TX Cable loss (dB)	TX Antenna Gain (dBi)	Polarization (H/V)
Middle	5088	-60.34	-25	-35.34	-70.55	3.03	13.24	H
	7644	-63.35	-25	-38.35	-72.80	3.56	13.01	H
	10190	-61.32	-25	-36.32	-70.84	3.92	13.44	H
	5088	-57.49	-25	-32.49	-67.70	3.03	13.24	V
	7644	-63.33	-25	-38.33	-72.78	3.56	13.01	V
	10190	-61.84	-25	-36.84	-71.36	3.92	13.44	V

Remark: Spurious emissions within 30-1000MHz were found more than 20dB below limit line.



SA n66 / NR 40MHz / QPSK / ANT2								
Channel	Frequency (MHz)	EIRP (dBm)	Limit (dBm)	Over Limit (dB)	S.G. Power (dBm)	TX Cable loss (dB)	TX Antenna Gain (dBi)	Polarization (H/V)
Middle	3455	-43.07	-13	-30.07	-53.81	2.604	13.34	H
	5180	-43.98	-13	-30.98	-54.49	3.011	13.52	H
	6910	-32.98	-13	-19.98	-43.18	3.271	13.47	H
	3455	-45.59	-13	-32.59	-56.33	2.604	13.34	V
	5180	-42.25	-13	-29.25	-52.76	3.011	13.52	V
	6910	-31.50	-13	-18.50	-41.70	3.271	13.47	V

Remark: Spurious emissions within 30-1000MHz were found more than 20dB below limit line.

EN-DC_48A_n66A / LTE 20MHz + NR 40MHz / QPSK / ANT4(LTE) & ANT0(NR)								
Channel	Frequency (MHz)	EIRP (dBm)	Limit (dBm)	Over Limit (dB)	S.G. Power (dBm)	TX Cable loss (dB)	TX Antenna Gain (dBi)	Polarization (H/V)
Middle	3455	-44.05	-13	-31.05	-54.79	2.604	13.34	H
	5180	-44.09	-13	-31.09	-54.60	3.011	13.52	H
	6910	-33.48	-13	-20.48	-43.68	3.271	13.47	H
	3455	-46.21	-13	-33.21	-56.95	2.604	13.34	V
	5180	-41.21	-13	-28.21	-51.72	3.011	13.52	V
	6910	-31.67	-13	-18.67	-41.87	3.271	13.47	V

Remark: Spurious emissions within 30-1000MHz were found more than 20dB below limit line.

EN-DC_2A_n66A / LTE 20MHz + NR 40MHz / QPSK / ANT0(LTE) & ANT2(NR)								
Channel	Frequency (MHz)	EIRP (dBm)	Limit (dBm)	Over Limit (dB)	S.G. Power (dBm)	TX Cable loss (dB)	TX Antenna Gain (dBi)	Polarization (H/V)
Middle	3455	-55.05	-13	-42.05	-65.79	2.604	13.34	H
	5180	-54.62	-13	-41.62	-65.13	3.011	13.52	H
	6910	-53.90	-13	-40.90	-64.10	3.271	13.47	H
	3455	-55.43	-13	-42.43	-66.17	2.604	13.34	V
	5180	-54.34	-13	-41.34	-64.85	3.011	13.52	V
	6910	-53.22	-13	-40.22	-63.42	3.271	13.47	V

Remark: Spurious emissions within 30-1000MHz were found more than 20dB below limit line.



SA n71 / NR 20MHz / QPSK / ANT0								
Channel	Frequency (MHz)	ERP (dBm)	Limit (dBm)	Over Limit (dB)	S.G. Power (dBm)	TX Cable loss (dB)	TX Antenna Gain (dBi)	Polarization (H/V)
Middle	1344	-67.23	-13	-54.23	-68.98	1.02	4.92	H
	2016	-62.75	-13	-49.75	-64.72	1.27	5.39	H
	2688	-60.74	-13	-47.74	-63.67	1.49	6.57	H
	1344	-66.49	-13	-53.49	-68.24	1.02	4.92	V
	2016	-60.80	-13	-47.80	-62.77	1.27	5.39	V
	2688	-60.08	-13	-47.08	-63.01	1.49	6.57	V

Remark: Spurious emissions within 30-1000MHz were found more than 20dB below limit line.

EN-DC_2A_n71A / LTE 20MHz + NR 20MHz / QPSK / ANT0(LTE) & ANT0(NR)								
Channel	Frequency (MHz)	ERP (dBm)	Limit (dBm)	Over Limit (dB)	S.G. Power (dBm)	TX Cable loss (dB)	TX Antenna Gain (dBi)	Polarization (H/V)
Middle	1344	-68.32	-13	-55.32	-70.07	1.02	4.92	H
	2016	-62.93	-13	-49.93	-64.90	1.27	5.39	H
	2688	-60.96	-13	-47.96	-63.89	1.49	6.57	H
	1344	-67.44	-13	-54.44	-69.19	1.02	4.92	V
	2016	-61.97	-13	-48.97	-63.94	1.27	5.39	V
	2688	-60.09	-13	-47.09	-63.02	1.49	6.57	V

Remark: Spurious emissions within 30-1000MHz were found more than 20dB below limit line.

EN-DC_66A_n71A / LTE 20MHz + NR 20MHz / QPSK / ANT0(LTE) & ANT0(NR)								
Channel	Frequency (MHz)	ERP (dBm)	Limit (dBm)	Over Limit (dB)	S.G. Power (dBm)	TX Cable loss (dB)	TX Antenna Gain (dBi)	Polarization (H/V)
Middle	1344	-68.43	-13	-55.43	-70.18	1.02	4.92	H
	2016	-62.68	-13	-49.68	-64.65	1.27	5.39	H
	2688	-61.06	-13	-48.06	-63.99	1.49	6.57	H
	1344	-67.76	-13	-54.76	-69.51	1.02	4.92	V
	2016	-61.86	-13	-48.86	-63.83	1.27	5.39	V
	2688	-60.36	-13	-47.36	-63.29	1.49	6.57	V

Remark: Spurious emissions within 30-1000MHz were found more than 20dB below limit line.