

Test Setup Photographs for the Eclipse IRU600V4, 5.8 GHz, ERM-ATT-400

1. Radiated Emissions

1.1. Configuration 1: Radiated measurements < 1 GHz



Photo 1



Photo 2

Radiated Emissions (continued)



Photo 3

1.2. Configuration 2: Radiated measurements > 1 GHz




Photo 1

Radiated Emissions (continued)



Photo 2




Photo 3

2. AC Conducted Emissions



Photo 1



Photo 2

AC Conducted Emissions (continued)




Photo 3



Photo 4

3. Conducted Tests




Photo 1




Photo 2