



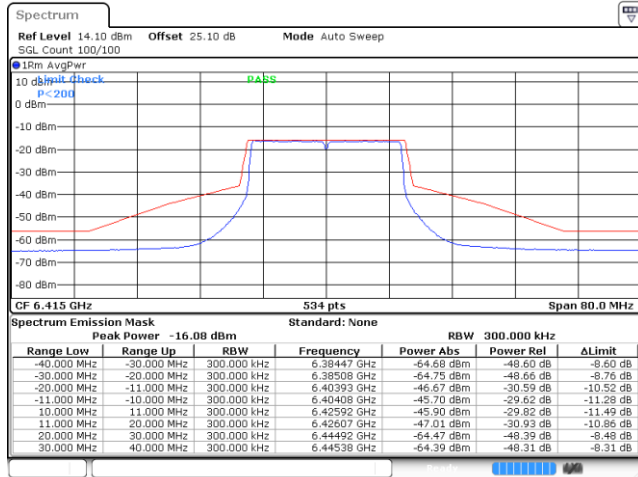
<TXBF Mode>

<Indoor Client>

MIMO <Ant. 9+8(9)>

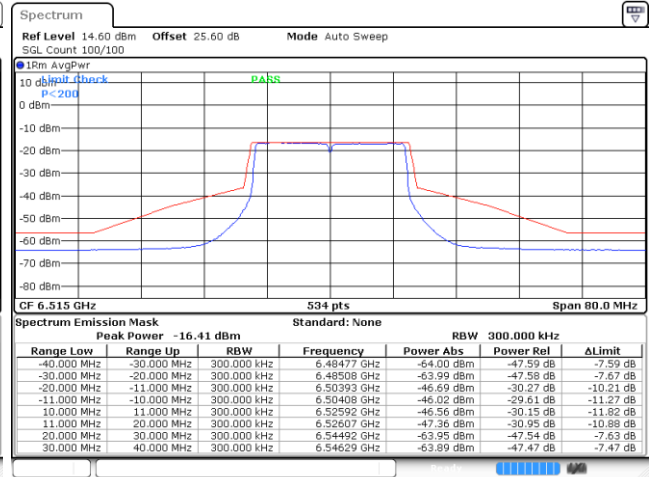
EUT Mode : 802.11ax HE20 Full RU

Plot on Channel 6415MHz



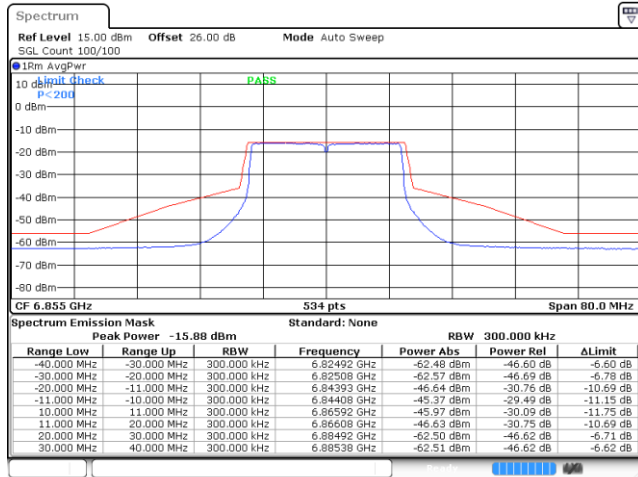
Date: 3 OCT.2022 21:33:35

Plot on Channel 6515MHz



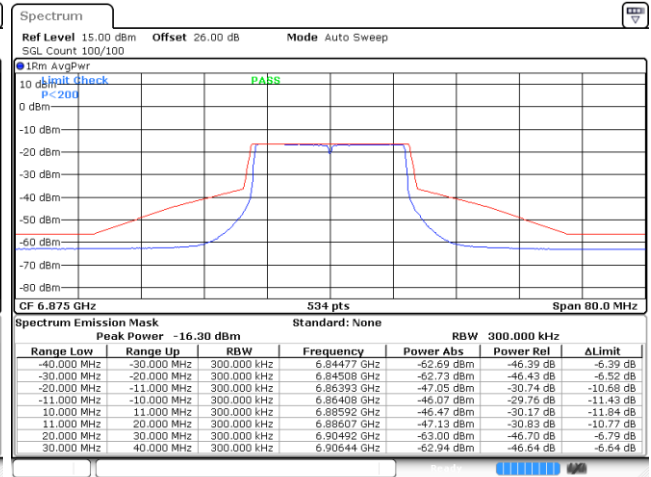
Date: 3 OCT.2022 22:12:56

Plot on Channel 6855MHz



Date: 3 OCT.2022 22:53:38

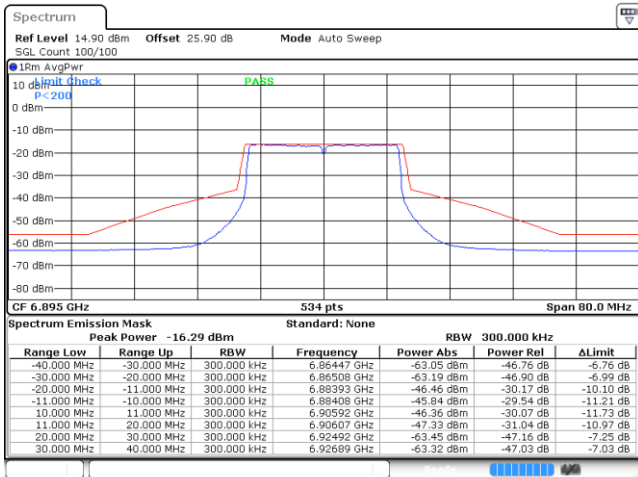
Plot on Channel 6875MHz



Date: 5 OCT.2022 11:28:12



Plot on Channel 6895MHz



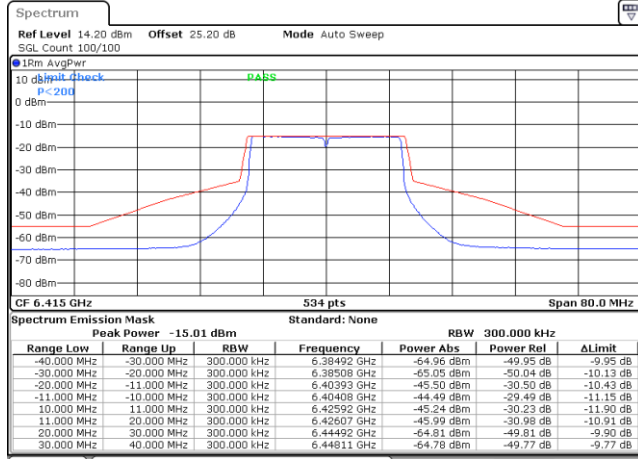
Date: 6.OCT.2022 17:28:43



MIMO <Ant. 9+8(8)>

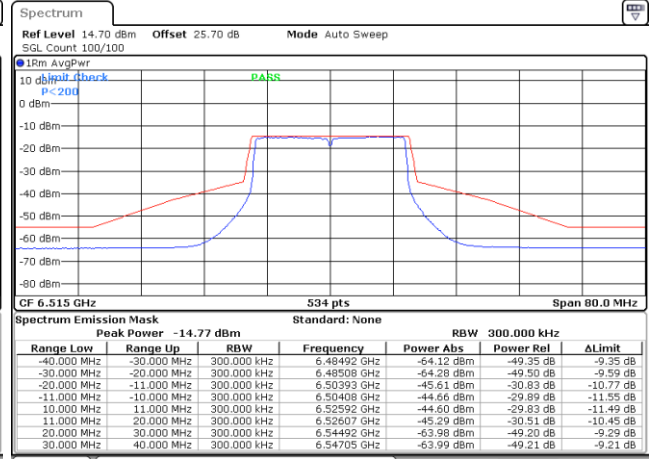
EUT Mode : 802.11ax HE20 Full RU

Plot on Channel 6415MHz



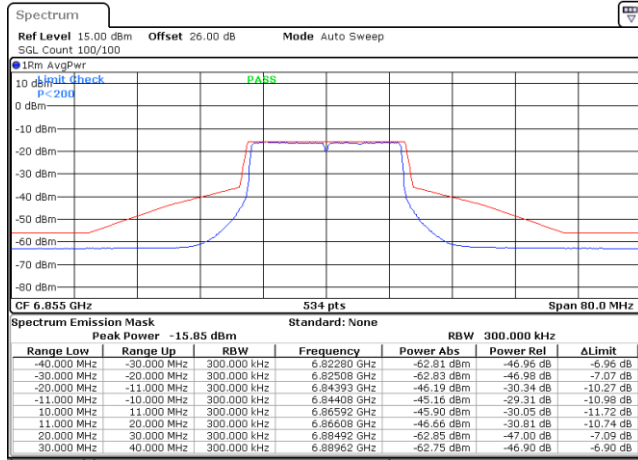
Date: 5 OCT 2022 12:05:29

Plot on Channel 6515MHz



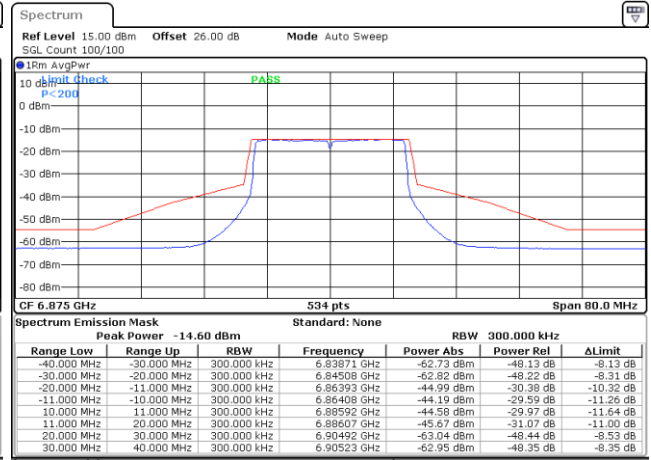
Date: 5 OCT 2022 11:35:12

Plot on Channel 6855MHz



Date: 5 OCT 2022 11:37:40

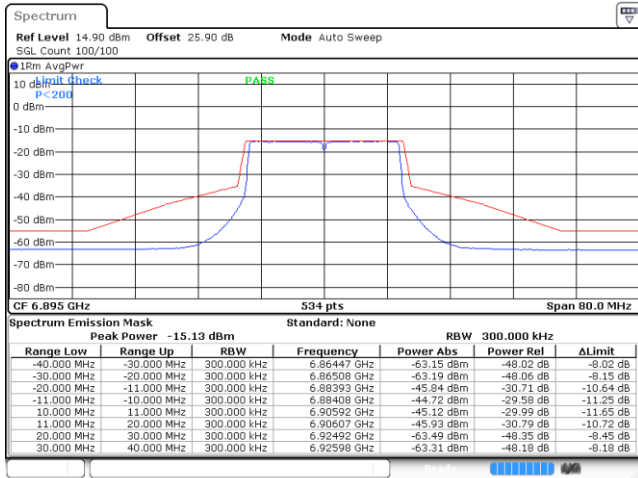
Plot on Channel 6875MHz



Date: 5 OCT 2022 11:27:03



Plot on Channel 6895MHz



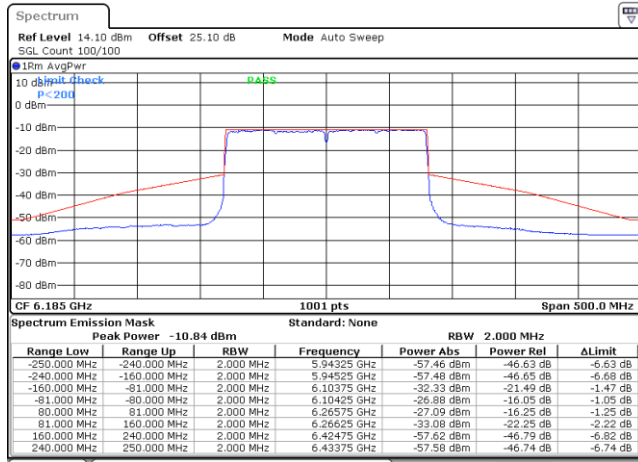
Date: 6 OCT.2022 17:29:43



MIMO <Ant. 9+8(9)>

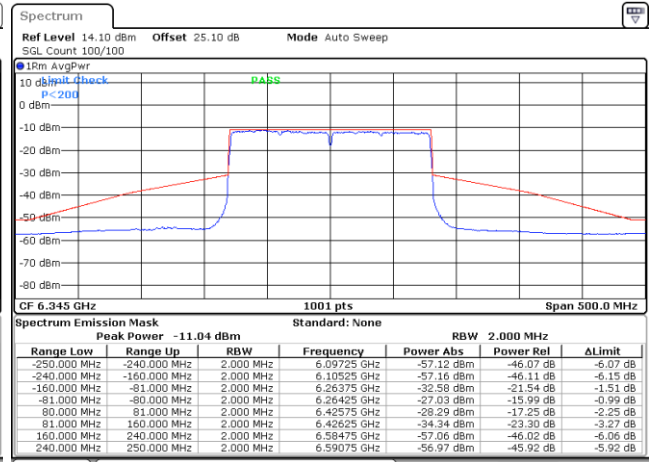
EUT Mode : 802.11ax HE160 Full RU

Plot on Channel 6185MHz



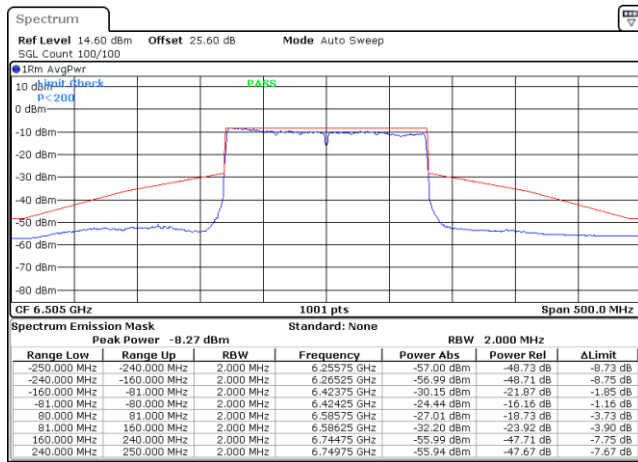
Date: 5 OCT 2022 17:13:59

Plot on Channel 6345MHz



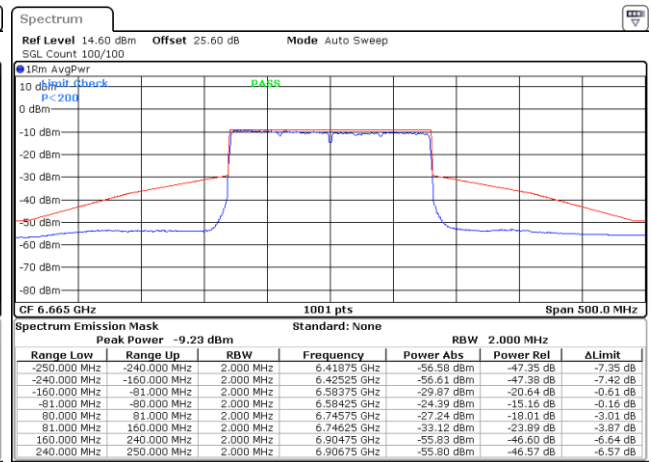
Date: 5 OCT 2022 17:07:35

Plot on Channel 6505MHz



Date: 5 OCT 2022 17:21:04

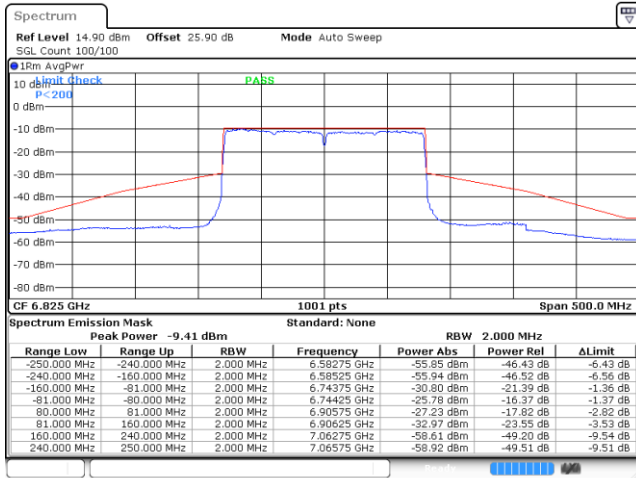
Plot on Channel 6665MHz



Date: 5 OCT 2022 16:55:10

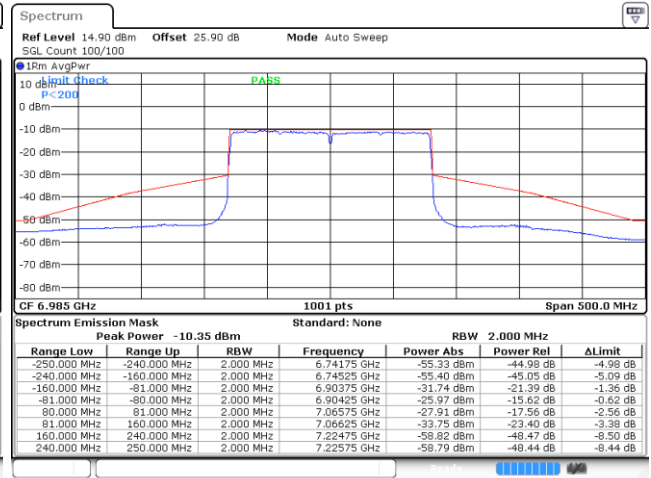


Plot on Channel 6825MHz



Date: 5 OCT.2022 16:47:34

Plot on Channel 6985MHz



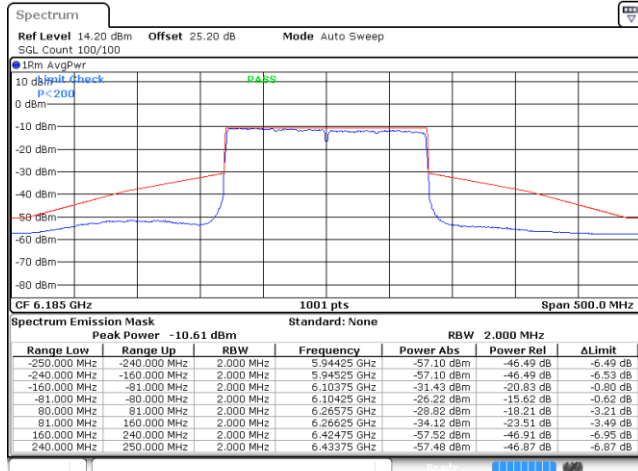
Date: 5 OCT.2022 16:38:59



MIMO <Ant. 9+8(8)>

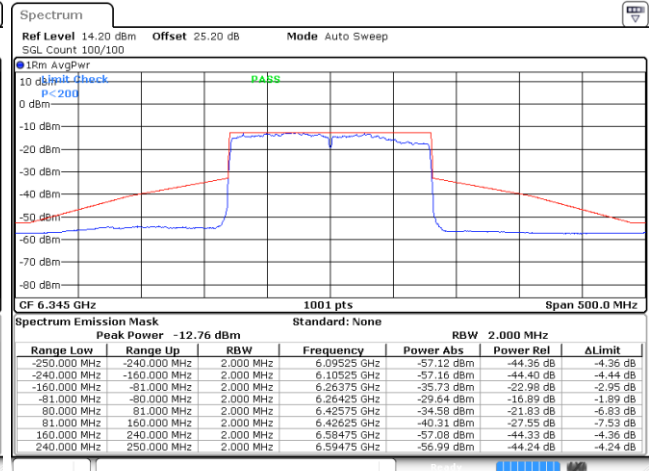
EUT Mode : 802.11ax HE160 Full RU

Plot on Channel 6185MHz



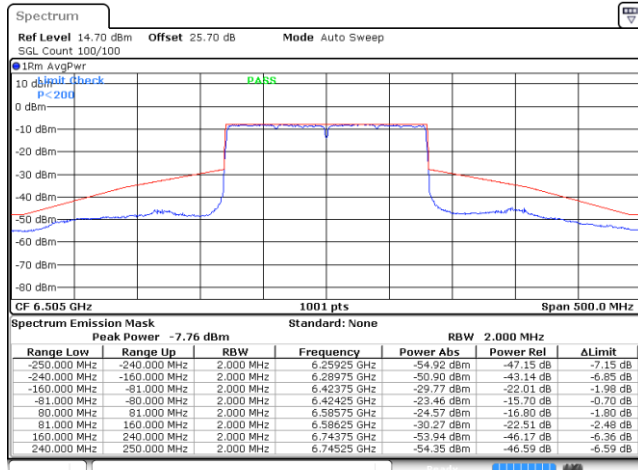
Date: 5 OCT.2022 17:16:13

Plot on Channel 6345MHz



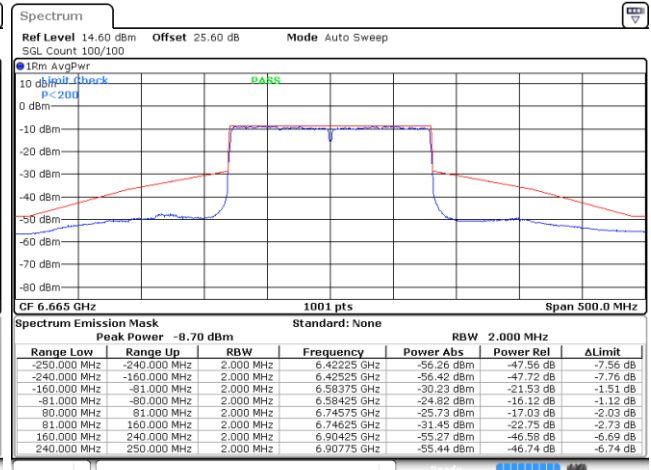
Date: 5 OCT.2022 17:10:17

Plot on Channel 6505MHz



Date: 5 OCT.2022 17:20:19

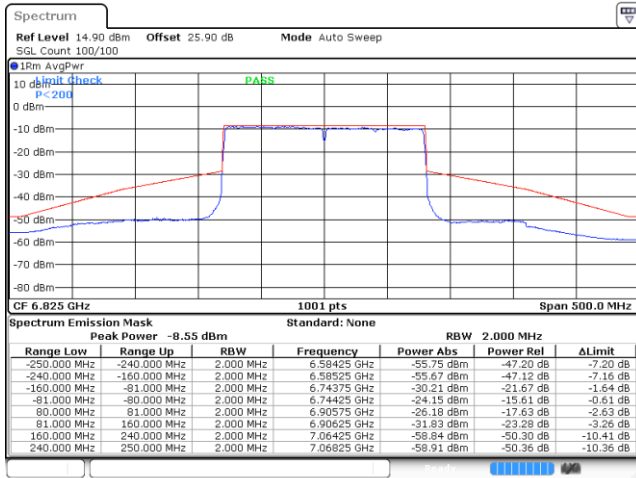
Plot on Channel 6665MHz



Date: 5 OCT.2022 16:54:01

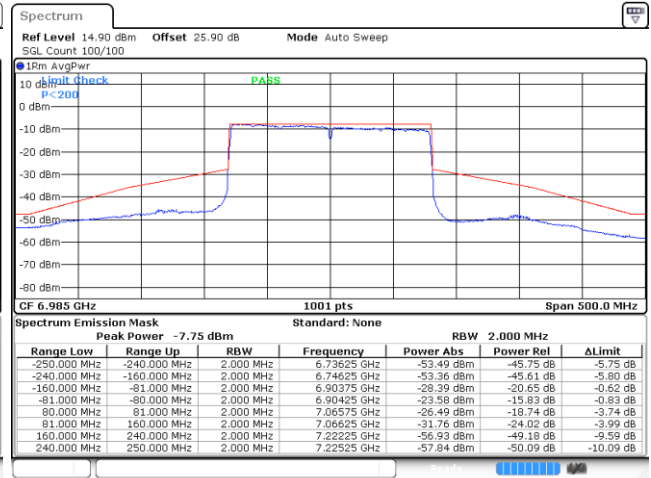


Plot on Channel 6825MHz



Date: 5 OCT.2022 16:51:07

Plot on Channel 6985MHz



Date: 5 OCT.2022 16:41:02



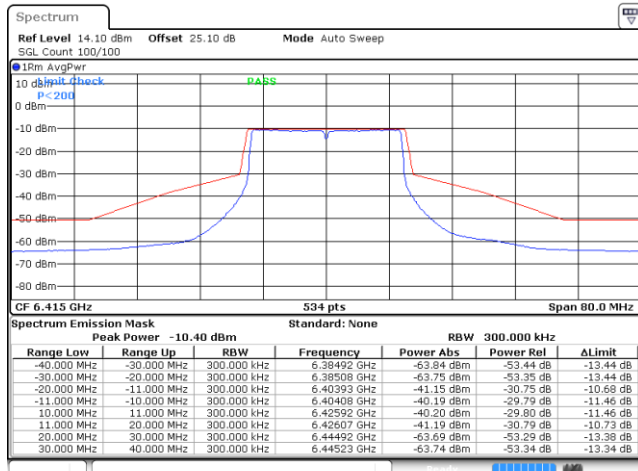
<TXBF Mode>

<Standard Client>

MIMO <Ant. 9+8(9)>

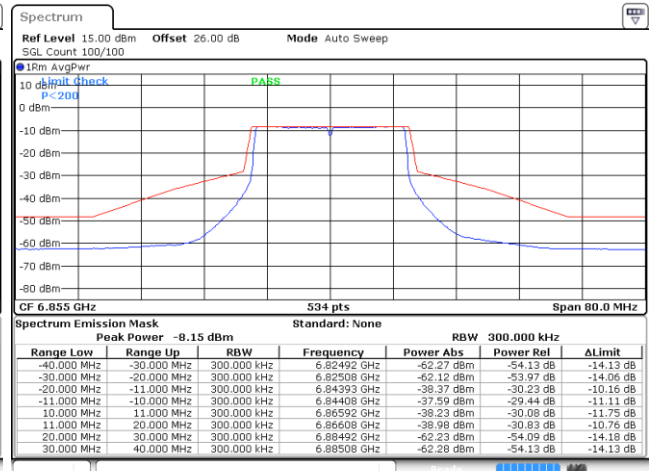
EUT Mode : 802.11ax HE20 Full RU

Plot on Channel 6415MHz



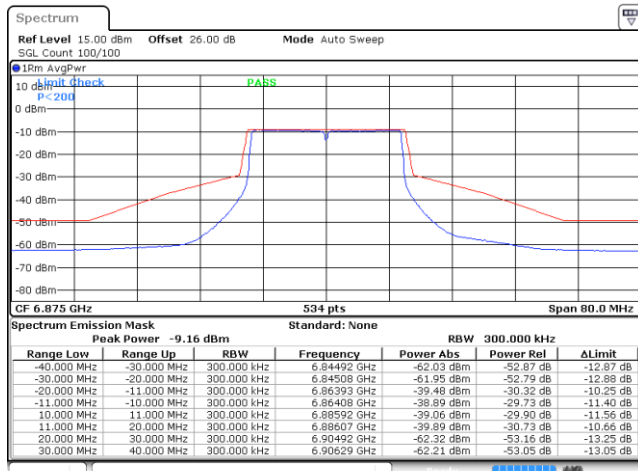
Date: 6 OCT 2022 10:18:18

Plot on Channel 6855MHz



Date: 6 OCT 2022 10:04:51

Plot on Channel 6875MHz



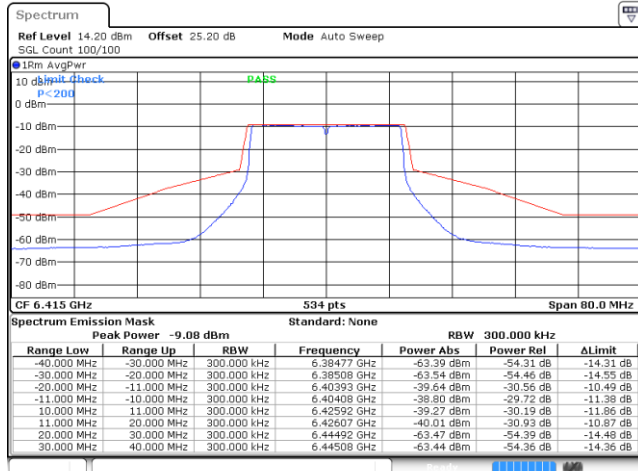
Date: 6 OCT 2022 10:49:45



MIMO <Ant. 9+8(8)>

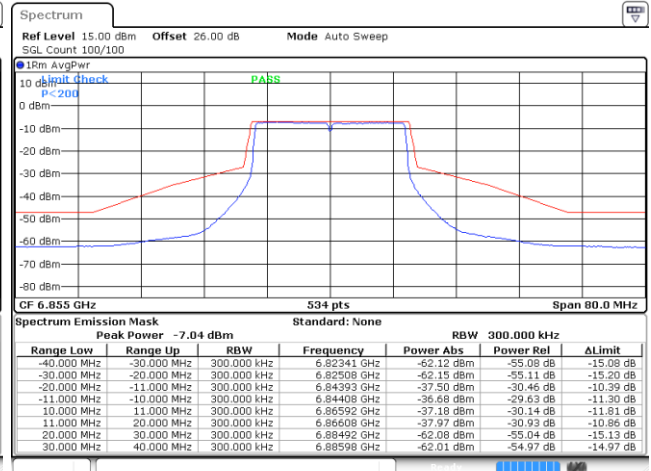
EUT Mode : 802.11ax HE20 Full RU

Plot on Channel 6415MHz



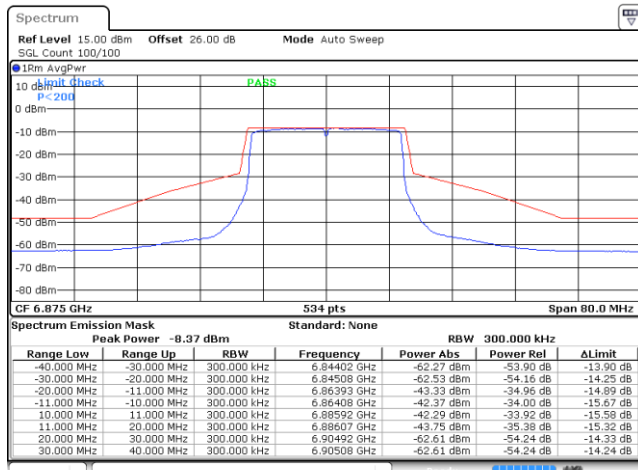
Date: 6 OCT.2022 10.22.28

Plot on Channel 6855MHz



Date: 6 OCT.2022 10.08.33

Plot on Channel 6875MHz



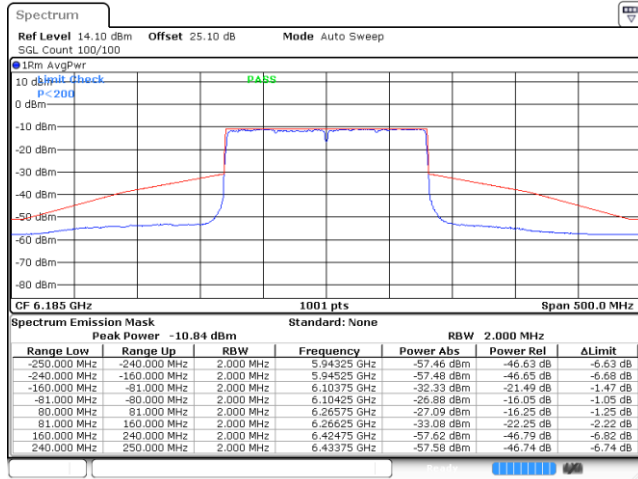
Date: 6 OCT.2022 10.49.12



MIMO <Ant. 9+8(9)>

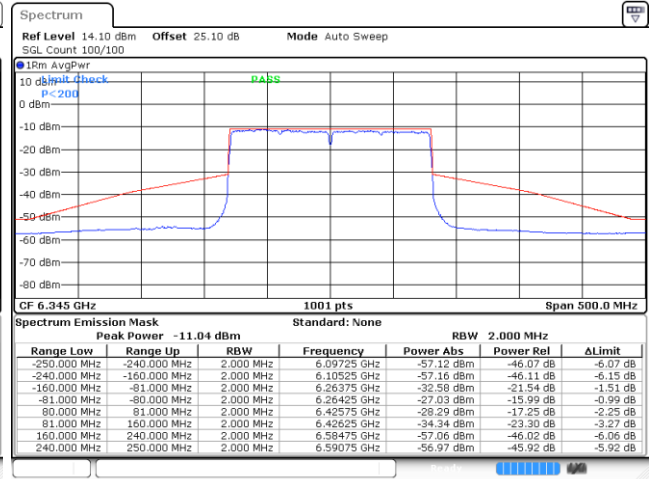
EUT Mode : 802.11ax HE160 Full RU

Plot on Channel 6185MHz



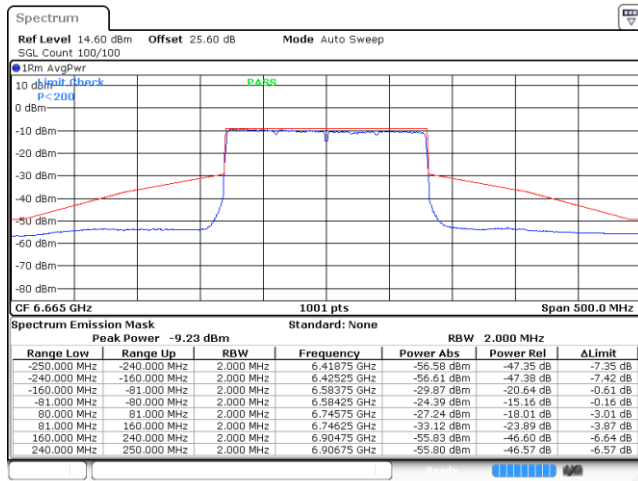
Date: 5 OCT.2022 17:13:59

Plot on Channel 6345MHz



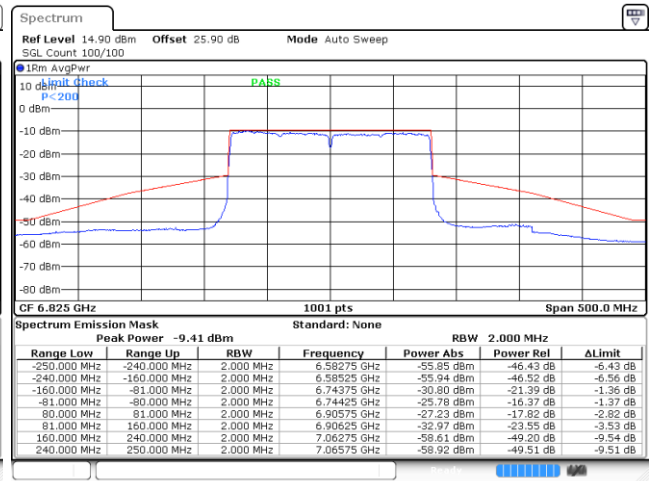
Date: 5 OCT.2022 17:07:35

Plot on Channel 6665MHz



Date: 5 OCT.2022 16:55:10

Plot on Channel 6825MHz



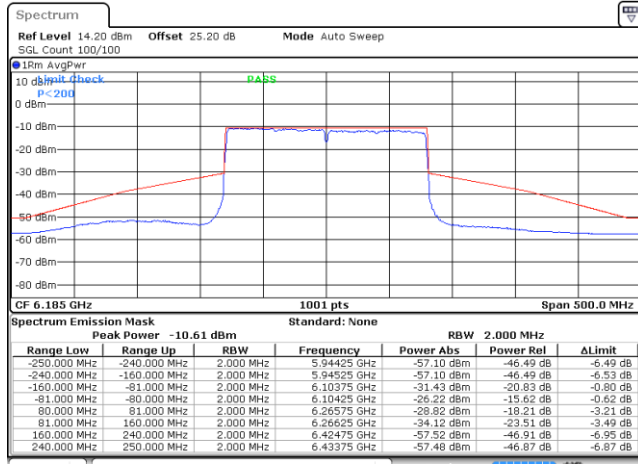
Date: 5 OCT.2022 16:47:34



MIMO <Ant. 9+8(8)>

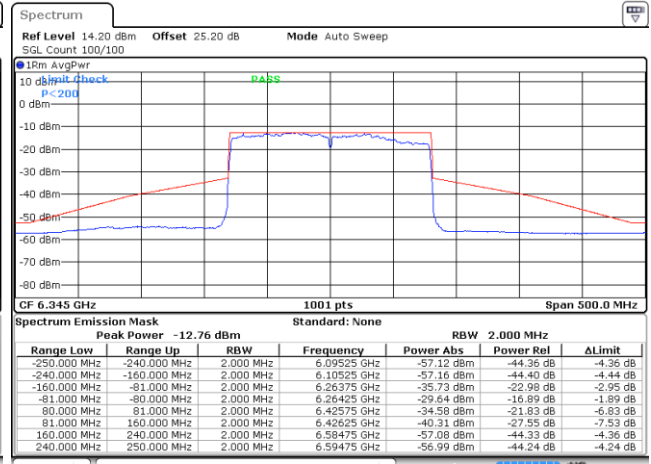
EUT Mode : 802.11ax HE160 Full RU

Plot on Channel 6185MHz



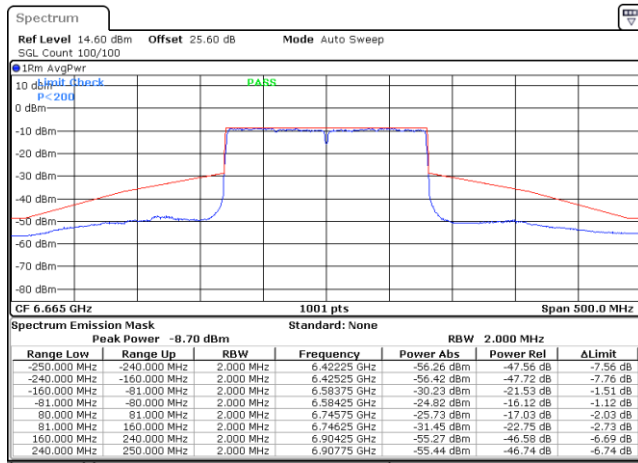
Date: 5 OCT.2022 17:16:13

Plot on Channel 6345MHz



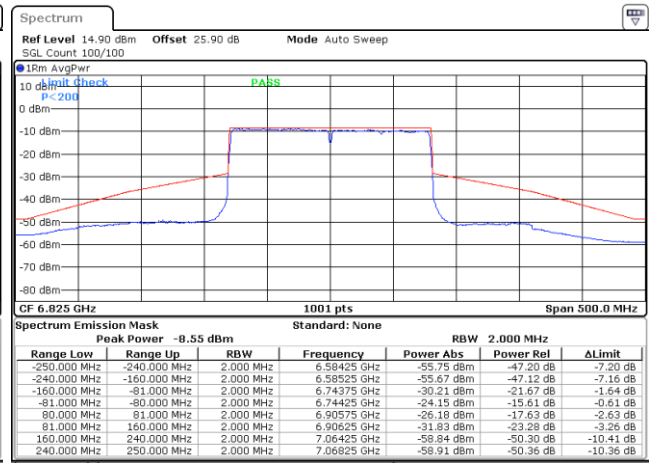
Date: 5 OCT.2022 17:10:17

Plot on Channel 6665MHz



Date: 5 OCT.2022 16:54:01

Plot on Channel 6825MHz



Date: 5 OCT.2022 16:51:07



3.5 Contention Based Protocol

3.5.1 Limit of Contention Based Protocol

<FCC 14-30 CFR 15.407>

(d)(6) Indoor access points, subordinate devices and client devices operating in the 5.925-7.125 GHz band must employ a contention-based protocol.

FCC KDB 987594 D02 U-NII 6GHz EMC Measurement v01

Unlicensed low-power indoor devices must detect co-channel radio frequency power that is at least -62 dBm or lower. Upon detection of energy in the band, unlicensed low power indoor devices must vacate the channel and stay off the channel as long as detected radio frequency power is equal to or greater than the threshold (-62 dBm). The -62 dBm (or lower) threshold is referenced to a 0 dBi antenna gain. To ensure incumbent operations are reliably detected in the band, low power indoor devices must detect RF energy throughout their intended operating channel. For example, an 802.11 device that plans to transmit a 40 MHz- wide signal (on a primary 20 MHz channel and a secondary 20 MHz channel) must detect energy throughout the entire 40 MHz channel. Additionally, low-power indoor devices must detect co-channel energy with 90% or greater certainty.

Table 1. Criteria to determine number of times detection threshold test may be performed

If	Number of Tests	Placement of Incumbent Transmission
$BW_{EUT} \leq BW_{Inc}$	Once	Tune incumbent and EUT transmissions ($f_{c1} = f_{c2}$)
$BW_{Inc} < BW_{EUT} \leq 2BW_{Inc}$	Once	Incumbent transmission is contained within BW_{EUT}
$2BW_{Inc} < BW_{EUT} \leq 4BW_{Inc}$	Twice. Incumbent transmission is contained within BW_{EUT}	Incumbent transmission is located as closely as possible to the lower edge and upper edge, respectively, of the EUT channel
$BW_{EUT} > 4BW_{Inc}$	Three times	Incumbent transmission is located as closely as possible to the lower edge of the EUT channel, in the middle of EUT channel, and as closely as possible to the upper edge of the EUT channel

where:

BW_{EUT} : Transmission bandwidth of EUT signal

BW_{Inc} : Transmission bandwidth of the simulated incumbent signal (10 MHz wide AWGN signal)

f_{c1} : Center frequency of EUT transmission

f_{c2} : Center frequency of simulated incumbent signal

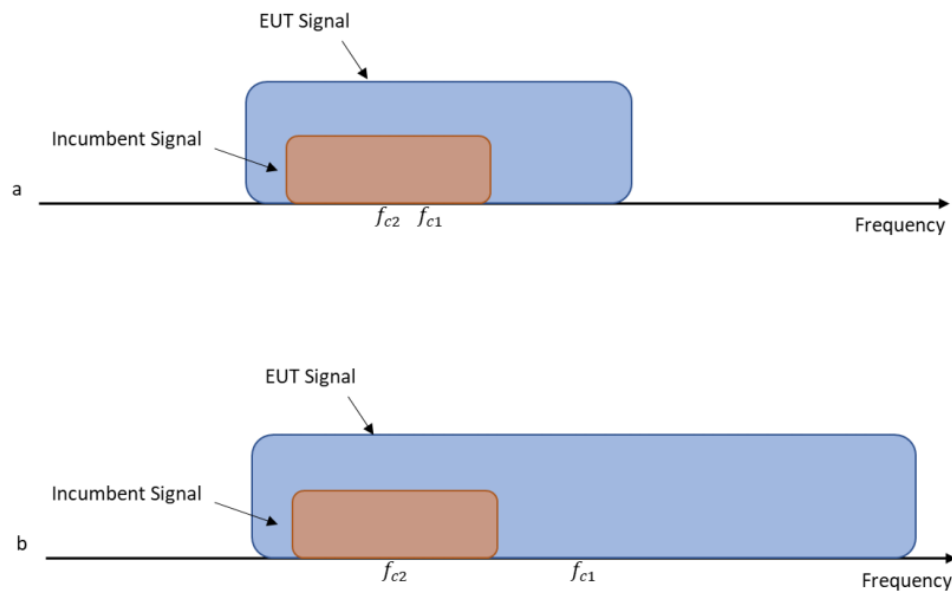


Figure 1. Two possible scenarios where a) center frequency of EUT transmission falls within incumbent's bandwidth, or b) outside of it

3.5.2 Measuring Instruments

Please refer to the measuring equipment list in this test report.

3.5.3 Test Procedures

The testing follows FCC KDB 987594 D02 U-NII 6GHz EMC Measurement v01.

Section I) Contention Based Protocol

Conducted method Step-by-Step Procedure, Conducted Setup

1. Configure the EUT to transmit with a constant duty cycle.
2. Set the operating parameters of the EUT including power level, operating frequency, modulation and bandwidth.
3. Set the signal analyzer center frequency to the nominal EUT channel center frequency. The span range of the signal analyzer shall be between two times and five times the OBW of the EUT.
4. Connect the output port of the EUT to the signal analyzer 2, as shown in test setup Figure 2. Ensure that the attenuator 2 provides enough attenuation to not overload the signal analyzer 2 receiver.
5. Monitoring the signal analyzer 2, verify the EUT is operating and transmitting with the parameters set at step two.
6. Using an AWGN signal source, generate (but do not transmit, i.e., RF OFF) a 10 MHz-wide AWGN signal. Use Table 1 to determine the center frequency of the 10 MHz AWGN signal relative to the EUT's channel bandwidth and center frequency.
7. Set the AWGN signal power to an extremely low level (more than 20 dB below the -62 dBm threshold). Connect the AWGN signal source, via a 3-dB splitter, to the signal analyzer 1 and the EUT as shown in test setup Figure 2.
8. Transmit the AWGN signal (RF ON) and verify its characteristics on the signal analyzer 1.

9. Monitor the signal analyzer 2 to verify if the AWGN signal has been detected and the EUT has ceased transmission. If the EUT continues to transmit, then incrementally increase the AWGN signal power level until the EUT stops transmitting.
10. (Including all losses in the RF paths) Determine and record the AWGN signal power level (at the EUT's antenna port) at which the EUT ceased transmission. Repeat the procedure at least 10 times to verify the EUT can detect an AWGN signal with 90% (or better) level of certainty.
11. Refer to Table 1 to determine number of times the detection threshold testing needs to be repeated. If testing is required more than once, then go back to step 5, choose a different center frequency for the AWGN signal and repeat the process.
12. For the contention-based protocol test where only one channel in each supported sub-band needs to be tested. The narrowest and widest bandwidth in each channel shall be measured EUT was driven in MIMO mode, the interferer level was injected to both chains to monitor the performance, while the interferer level is determined according the lowest antenna gain among both antennas (i.e, lower interferer level).

3.5.4 Test Setup

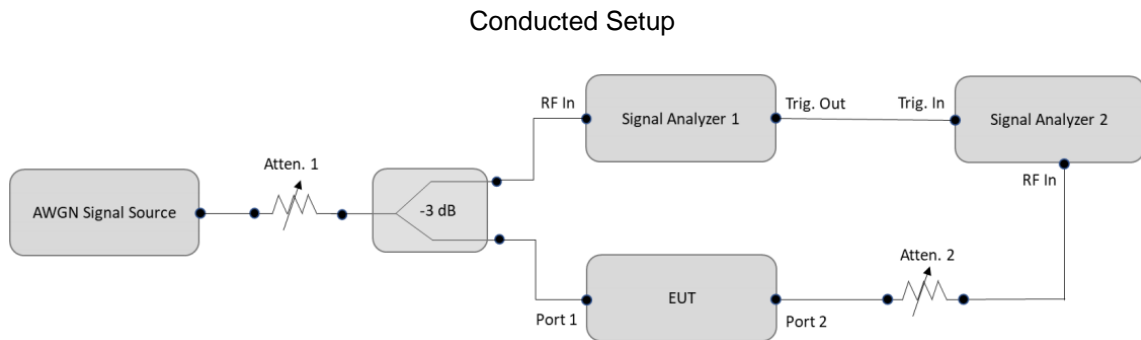


Figure 2. Contention-based protocol test setup, conducted method Step-by-Step Procedure, Conducted Setup

3.5.5 Support Unit used in test configuration and system

Instrument	Brand Name	Model No.	Characteristics
WLAN AP	ASUS	GT-AXE11000	Dual Band AP
Notebook	Acer	N15C1	LAN



3.5.6 Test Summary of Contention Based Protocol Test

Test Engineer :	Rebecca Li	Temperature :	23.5~26.2°C
		Relative Humidity :	45.7~50.3%

Band	Channel Freq. (MHz)	Channel BW (MHz)	Incumbent freq. (MHz)	Injected AWGN Level (dBm)	Detection Rate (%)	Regulated Threshold level (dBm)	Adjusted Power (dBm)	Margin (dB)		
UNII Band 5	6135	20	6135	-74.16	100	-62	-74.03	12.03		
				Result: Stop Transmission						
				-78.16	< 90	-62	-78.03	16.03		
				Result: Minimal Operation						
				-79.16	0	-62	-79.03	17.03		
				Result: Normal Operation						
	6185	160	6110	-71.37	100	-62	-71.24	9.24		
				Result: Stop Transmission						
				-74.37	< 90	-62	-74.24	12.24		
				Result: Minimal Operation						
				-75.37	0	-62	-75.24	13.24		
				Result: Normal Operation						
			6185	160	6185	-67.30	100	-62	-67.17	5.17
						Result: Stop Transmission				
						-69.30	< 90	-62	-69.17	7.17
						Result: Minimal Operation				
						-70.30	0	-62	-70.17	8.17
						Result: Normal Operation				
6260	160	6260	-71.17	100	-62	-71.04	9.04			
			Result: Stop Transmission							
			-74.17	< 90	-62	-74.04	12.04			
			Result: Minimal Operation							
				0	-62	-75.04	13.04			
				Result: Normal Operation						

Note 1: Adjusted Power = Injected AWGN Level - minimum antenna gain (-0.13 dBi).

Note 2: Path Loss is negligible. (0 dB)

Note 3: Margin = Regulated Threshold level - Adjusted Power.



Band	Channel Freq. (MHz)	Channel BW (MHz)	Incumbent freq. (MHz)	Injected AWGN Level (dBm)	Detection Rate (%)	Regulated Threshold level (dBm)	Adjusted Power (dBm)	Margin (dB)		
UNII Band 6	6455	20	6455	-73.04	100	-62	-73.26	11.26		
				Result: Stop Transmission						
				-78.04	< 90	-62	-78.26	16.26		
				Result: Minimal Operation						
				-79.04	0	-62	-79.26	17.26		
				Result: Normal Operation						
	6505	160	6430	-71.83	100	-62	-72.05	10.05		
				Result: Stop Transmission						
				-74.83	< 90	-62	-75.05	13.05		
				Result: Minimal Operation						
				-75.83	0	-62	-76.05	14.05		
				Result: Normal Operation						
			6580	160	6505	-66.86	100	-62	-67.08	5.08
						Result: Stop Transmission				
						-68.86	< 90	-62	-69.08	7.08
						Result: Minimal Operation				
						-69.86	0	-62	-70.08	8.08
						Result: Normal Operation				
6580	160	6580	-69.62	100	-62	-69.84	7.84			
			Result: Stop Transmission							
			-73.62	< 90	-62	-73.84	11.84			
			Result: Minimal Operation							
6580	160	6580	-74.62	0	-62	-74.84	12.84			
			Result: Normal Operation							

Note 1: Adjusted Power = Injected AWGN Level - minimum antenna gain (0.22 dBi).

Note 2: Path Loss is negligible. (0 dB)

Note 3: Margin = Regulated Threshold level - Adjusted Power.



Band	Channel Freq. (MHz)	Channel BW (MHz)	Incumbent freq. (MHz)	Injected AWGN Level (dBm)	Detection Rate (%)	Regulated Threshold level (dBm)	Adjusted Power (dBm)	Margin (dB)	
UNII Band 7	6695	20	6695	-76.36	100	-62	-76.26	14.26	
				Result: Stop Transmission					
				-79.36	< 90	-62	-79.26	17.26	
				Result: Minimal Operation					
				-80.36	0	-62	-80.26	18.26	
				Result: Normal Operation					
	6665	160	6590	-72.97	100	-62	-72.87	10.87	
				Result: Stop Transmission					
				-75.97	< 90	-62	-75.87	13.87	
				Result: Minimal Operation					
				-76.97	0	-62	-76.87	14.87	
				Result: Normal Operation					
			6740	6665	-68.09	100	-62	-67.99	5.99
					Result: Stop Transmission				
					-69.09	< 90	-62	-68.99	6.99
					Result: Minimal Operation				
					-70.09	0	-62	-69.99	7.99
					Result: Normal Operation				
6740	6665	-72.41	100	-62	-72.31	10.31			
		Result: Stop Transmission							
		-75.41	< 90	-62	-75.31	13.31			
		Result: Minimal Operation							
		-76.41	0	-62	-76.31	14.31			
		Result: Normal Operation							

Note 1: Adjusted Power = Injected AWGN Level - minimum antenna gain (-0.1 dBi).

Note 2: Path Loss is negligible. (0 dB)

Note 3: Margin = Regulated Threshold level - Adjusted Power.



Band	Channel Freq. (MHz)	Channel BW (MHz)	Incumbent freq. (MHz)	Injected AWGN Level (dBm)	Detection Rate (%)	Regulated Threshold level (dBm)	Adjusted Power (dBm)	Margin (dB)		
UNII Band 8	7015	20	7015	-77.04	100	-62	-76.56	14.56		
				Result: Stop Transmission						
				-79.04	< 90	-62	-78.56	16.56		
				Result: Minimal Operation						
				-80.04	0	-62	-79.56	17.56		
				Result: Normal Operation						
	6985	160	6910	-71.48	100	-62	-71.00	9.00		
				Result: Stop Transmission						
				-74.48	< 90	-62	-74.00	12.00		
				Result: Minimal Operation						
				-75.48	0	-62	-75.00	13.00		
				Result: Normal Operation						
			6985	160	6985	-67.25	100	-62	-66.77	4.77
						Result: Stop Transmission				
						-69.25	< 90	-62	-68.77	6.77
						Result: Minimal Operation				
						-70.25	0	-62	-69.77	7.77
						Result: Normal Operation				
7060	160	7060	-72.12	100	-62	-71.64	9.64			
			Result: Stop Transmission							
			-75.12	< 90	-62	-74.64	12.64			
			Result: Minimal Operation							
-76.12	0	-62	-75.64	13.64						
Result: Normal Operation										

Note 1: Adjusted Power = Injected AWGN Level - minimum antenna gain (-0.48 dBi).

Note 2: Path Loss is negligible. (0 dB)

Note 3: Margin = Regulated Threshold level - Adjusted Power.



3.5.7 Test Plots of Contention Based Protocol Test

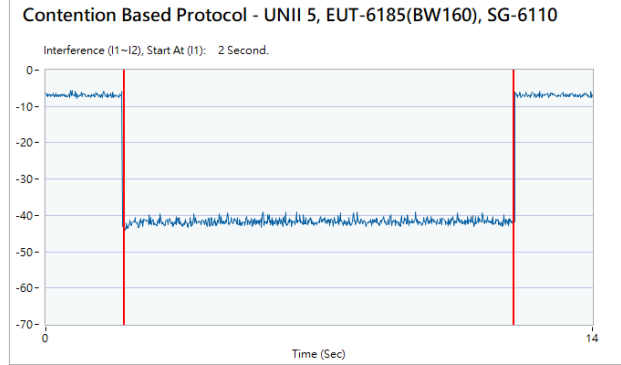
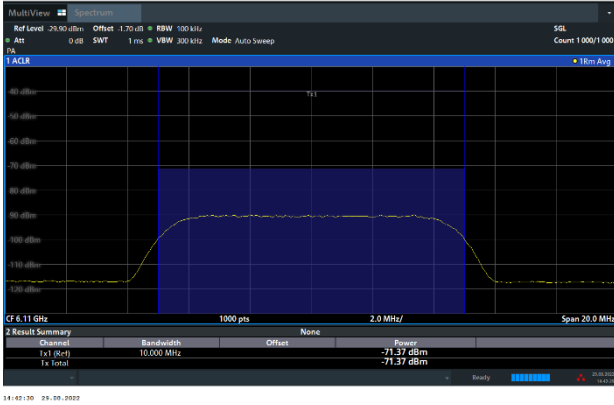
Contention Based Protocol Result Plots on U-NII 5 (AWGN Interference)	
<p>802.11ax (HE20) / 6135MHz Threshold Level (TL) = -74.16dBm</p>	<p>802.11ax (HE20) / CH37 Test result is pass due to no transmission occur.</p>
<p>802.11ax (HE20) / 6135MHz Threshold Level (TL) = -75.16dBm</p>	<p>802.11ax (HE20) / CH37 Transmit when the interferer is 1dB lower.</p>



Contention Based Protocol Result Plots on U-NII 5 (AWGN Interference)

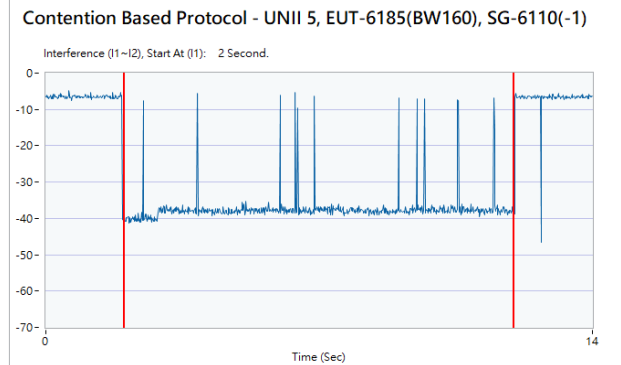
802.11ax (HE160) / 6110MHz (Lower edge)
Threshold Level (TL) = -71.37dBm

802.11ax (HE160) / CH47 (Lower edge)
Test result is pass due to no transmission occur.



802.11ax (HE160) / 6110MHz (Lower edge)
Threshold Level (TL) = -72.37dBm

802.11ax (HE160) / CH47 (Lower edge)
Transmit when the interferer is 1dB lower.



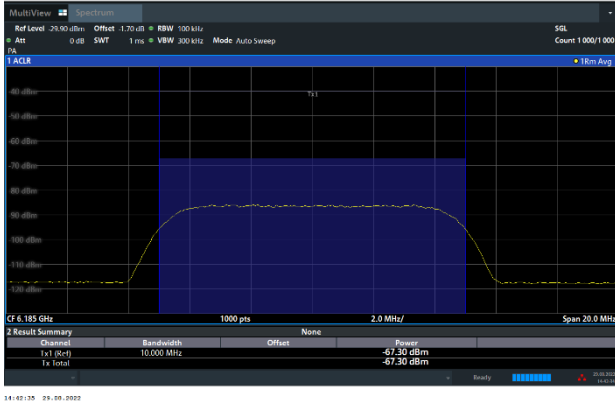


Contention Based Protocol Result Plots on U-NII 5 (AWGN Interference)

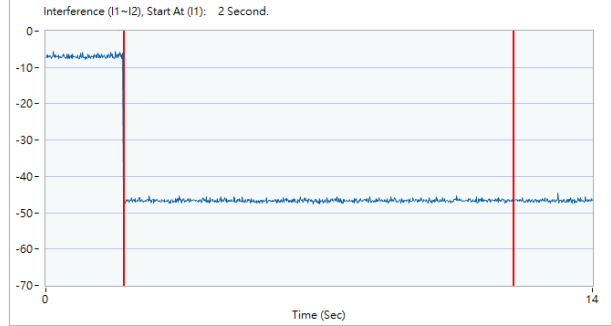
802.11ax (HE160) / 6185MHz (Middle)
Threshold Level (TL) = -67.30dBm

802.11ax (HE160) / CH47 (Middle)

Test result is pass due to no transmission occur.



Contention Based Protocol - UNII 5, EUT-6185(BW160), SG-6185

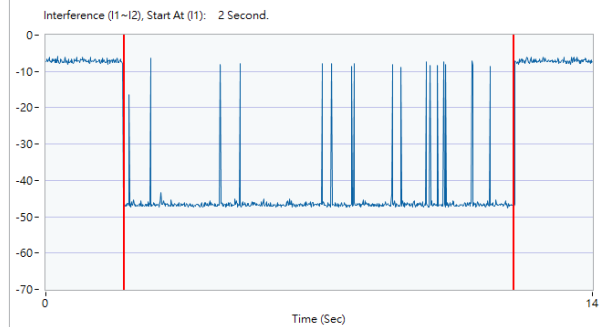


802.11ax (HE160) / 6185MHz (Middle)
Threshold Level (TL) = -68.30dBm

802.11ax (HE160) / CH47 (Middle)

Transmit when the interferer is 1dB lower.

Contention Based Protocol - UNII 5, EUT-6185(BW160), SG-6185(-1)

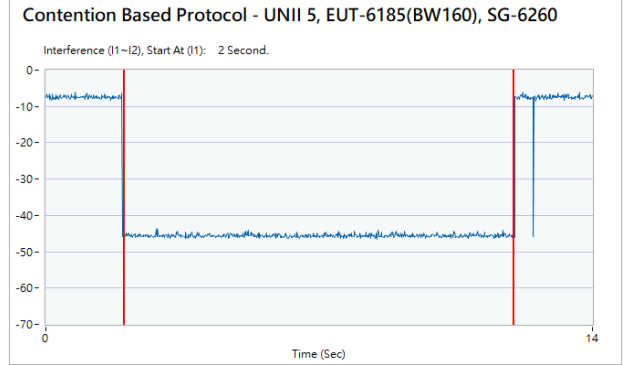
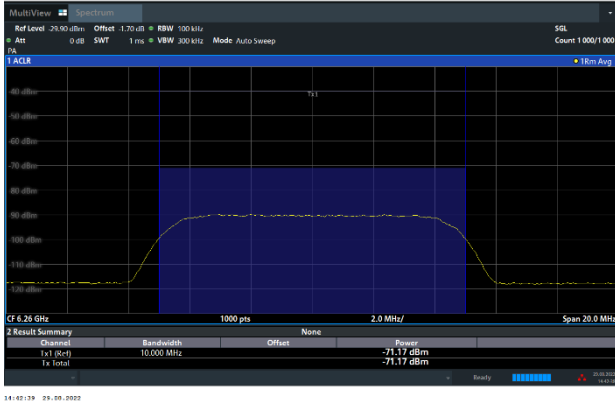




Contention Based Protocol Result Plots on U-NII 5 (AWGN Interference)

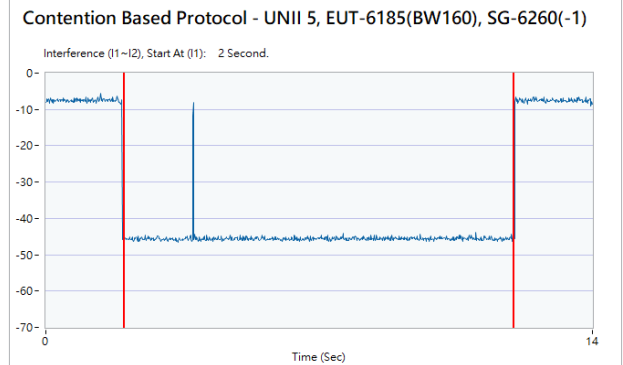
802.11ax (HE160) / 6260MHz (Upper edge)
Threshold Level (TL) = -71.17dBm

802.11ax (HE160) / CH47 (Upper edge)
Test result is pass due to no transmission occur.



802.11ax (HE160) / 6260MHz (Upper edge)
Threshold Level (TL) = -72.17dBm

802.11ax (HE160) / CH47 (Upper edge)
Transmit when the interferer is 1dB lower.

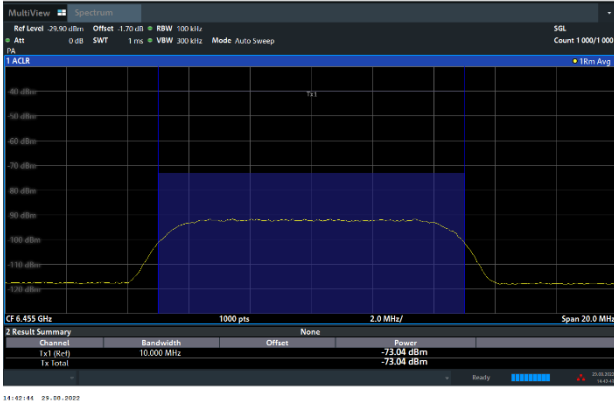




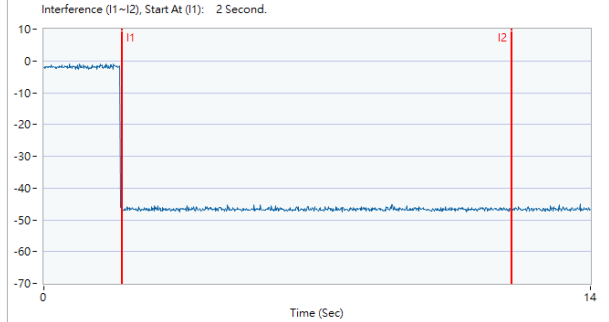
Contention Based Protocol Result Plots on U-NII 6 (AWGN Interference)

802.11ax (HE20) / 6455MHz
Threshold Level (TL) = -73.04dBm

802.11ax (HE20) / CH101
Test result is pass due to no transmission occur.



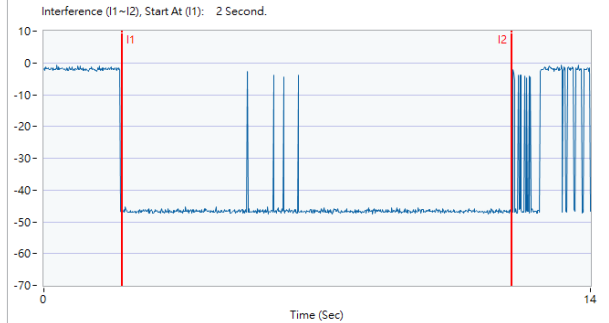
Contention Based Protocol - UNII 6, EUT-6455(BW20), SG-6455



802.11ax (HE20) / 6455MHz
Threshold Level (TL) = -74.04dBm

802.11ax (HE20) / CH101
Transmit when the interferer is 1dB lower.

Contention Based Protocol - UNII 6, EUT-6455(BW20), SG-6455(-1)



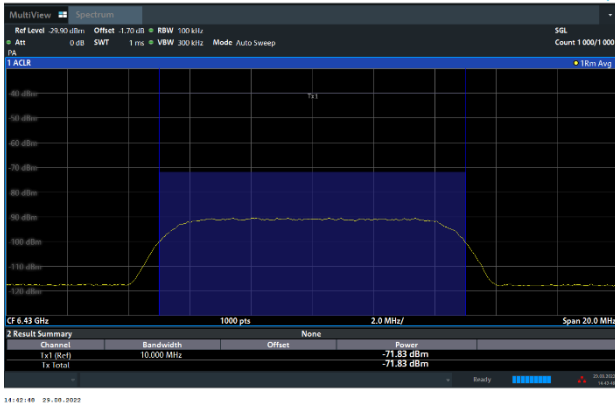


Contention Based Protocol Result Plots on U-NII 6 (AWGN Interference)

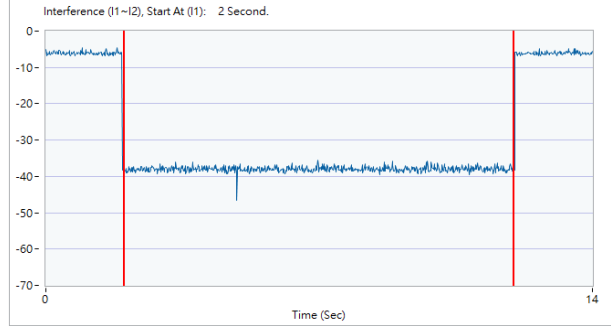
802.11ax (HE160) / 6430MHz (Lower edge)

802.11ax (HE160) / CH111 (Lower edge)

Test result is pass due to no transmission occur.



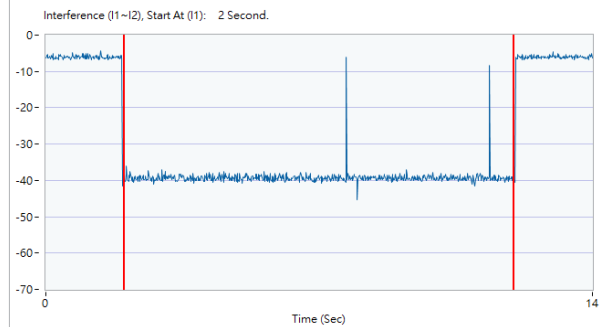
Contention Based Protocol - UNII 6, EUT-6505(BW160), SG-6430



802.11ax (HE160) / 6430MHz (Lower edge)
Threshold Level (TL) = -72.83dBm

802.11ax (HE160) / CH111 (Lower edge)
Transmit when the interferer is 1dB lower.

Contention Based Protocol - UNII 6, EUT-6505(BW160), SG-6430(-1)



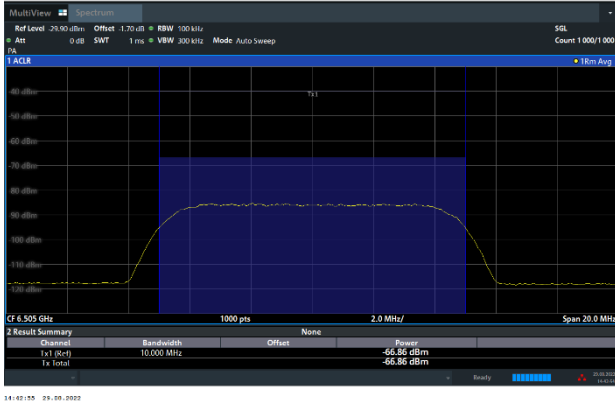


Contention Based Protocol Result Plots on U-NII 6 (AWGN Interference)

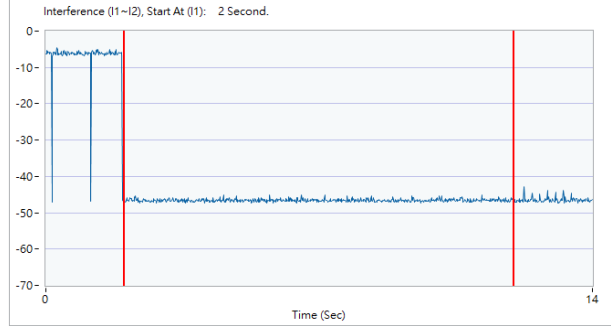
802.11ax (HE160) / 6505MHz (Middle)
Threshold Level (TL) = -66.86dBm

802.11ax (HE160) / CH111 (Middle)

Test result is pass due to no transmission occur.



Contention Based Protocol - UNII 6, EUT-6505(BW160), SG-6505

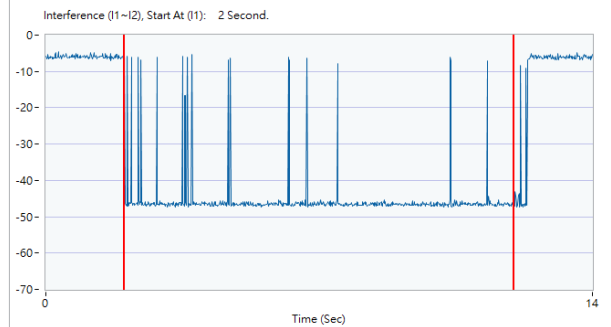


802.11ax (HE160) / 6505MHz (Middle)
Threshold Level (TL) = -67.86dBm

802.11ax (HE160) / CH111 (Middle)

Transmit when the interferer is 1dB lower.

Contention Based Protocol - UNII 6, EUT-6505(BW160), SG-6505(-1)

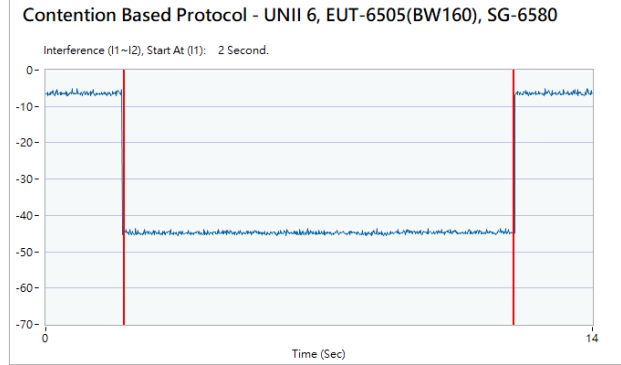
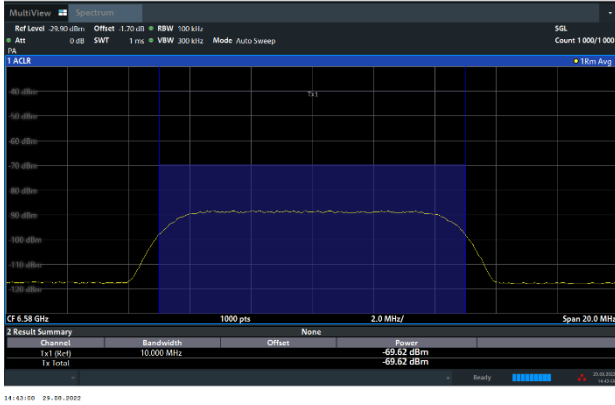




Contention Based Protocol Result Plots on U-NII 6 (AWGN Interference)

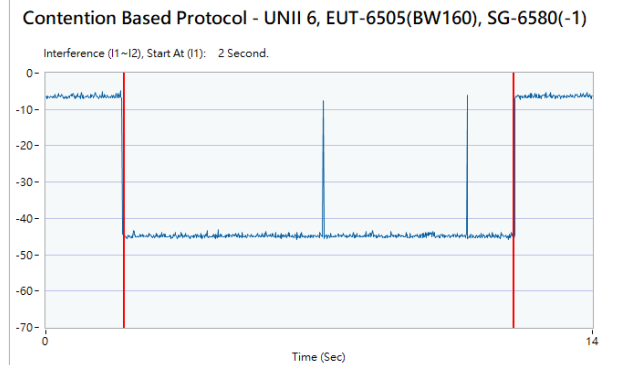
802.11ax (HE160) / 6580MHz (Upper edge)
Threshold Level (TL) = -69.62dBm

802.11ax (HE160) / CH111 (Upper edge)
Test result is pass due to no transmission occur.



802.11ax (HE160) / 6580MHz (Upper edge)
Threshold Level (TL) = -70.62dBm

802.11ax (HE160) / CH111 (Upper edge)
Transmit when the interferer is 1dB lower.

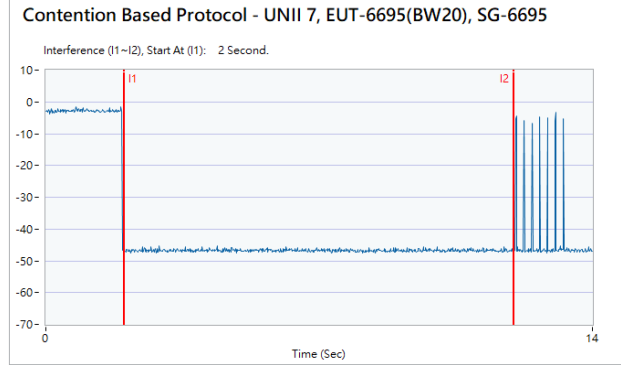
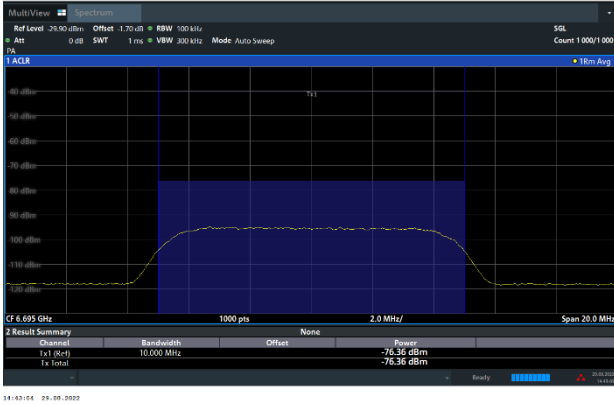




Contention Based Protocol Result Plots on U-NII 7 (AWGN Interference)

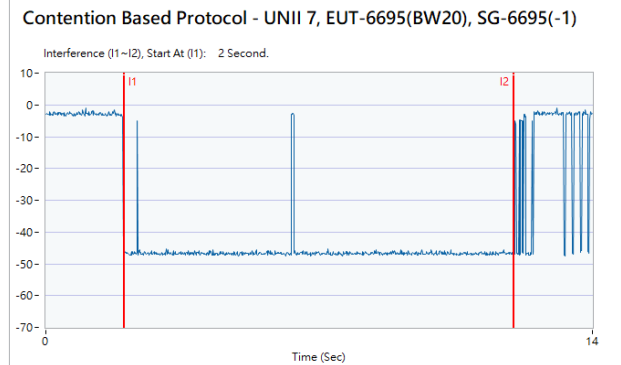
802.11ax (HE20) / 6695MHz
Threshold Level (TL) = -76.36dBm

802.11ax (HE20) / CH149
Test result is pass due to no transmission occur.



802.11ax (HE20) / 6695MHz
Threshold Level (TL) = -77.36dBm

802.11ax (HE20) / CH149
Transmit when the interferer is 1dB lower.

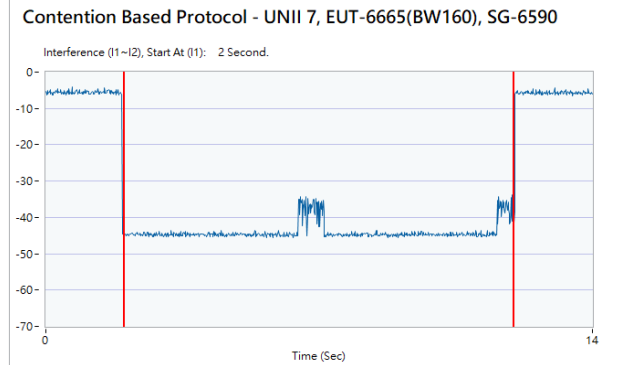
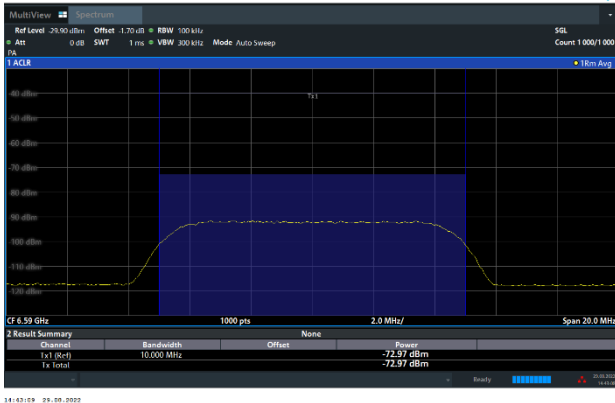




Contention Based Protocol Result Plots on U-NII 7 (AWGN Interference)

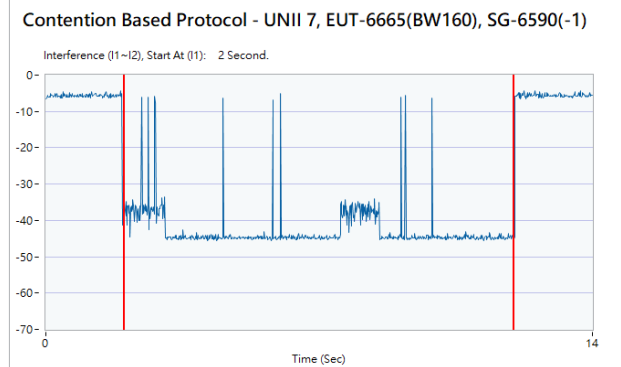

802.11ax (HE160) / 6590MHz (Lower edge)
Threshold Level (TL) = -72.97dBm

802.11ax (HE160) / CH143 (Lower edge)
Test result is pass due to no transmission occur.



802.11ax (HE160) / 6590MHz (Lower edge)
Threshold Level (TL) = -73.97dBm

802.11ax (HE160) / CH143 (Lower edge)
Transmit when the interferer is 1dB lower.



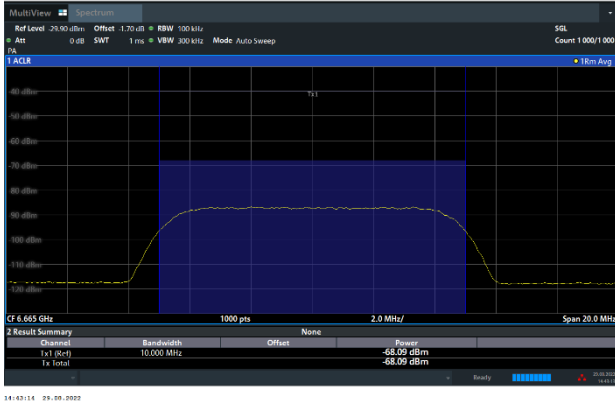


Contention Based Protocol Result Plots on U-NII 7 (AWGN Interference)

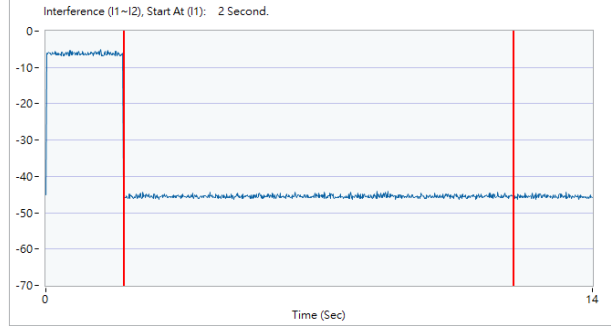
802.11ax (HE160) / 6665MHz (Middle)
Threshold Level (TL) = -68.09dBm

802.11ax (HE160) / CH143 (Middle)

Test result is pass due to no transmission occur.



Contention Based Protocol - UNII 7, EUT-6665(BW160), SG-6665

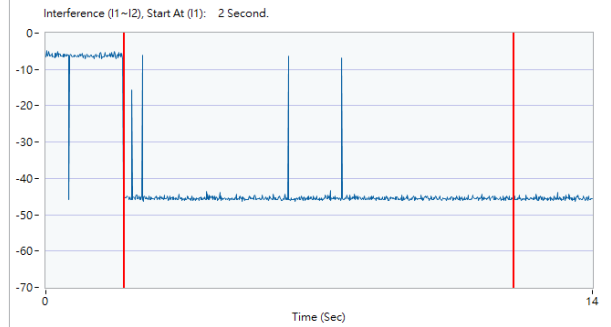


802.11ax (HE160) / 6665MHz (Middle)
Threshold Level (TL) = -69.09dBm

802.11ax (HE160) / CH143 (Middle)

Transmit when the interferer is 1dB lower.

Contention Based Protocol - UNII 7, EUT-6665(BW160), SG-6665(-1)

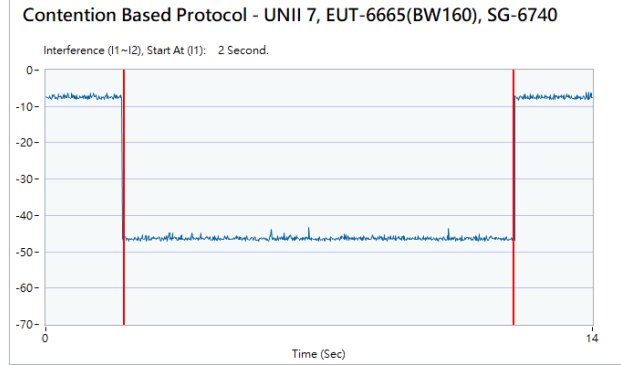
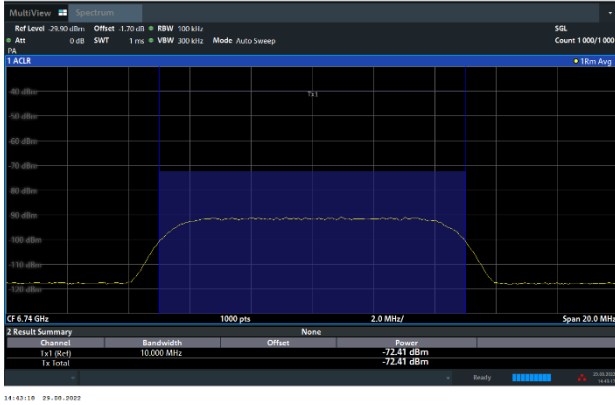




Contention Based Protocol Result Plots on U-NII 7 (AWGN Interference)

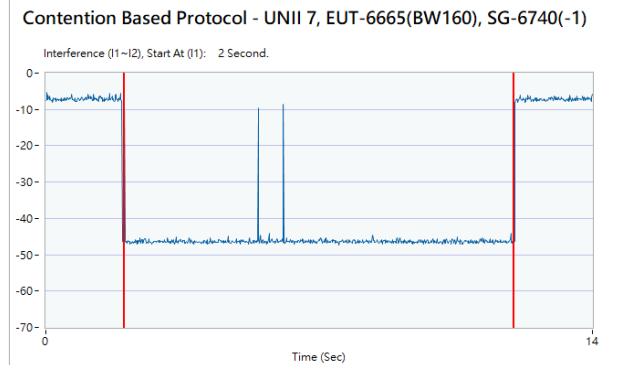
802.11ax (HE160) / 6740MHz (Upper edge)
Threshold Level (TL) = -72.41dBm

802.11ax (HE160) / CH143 (Upper edge)
Test result is pass due to no transmission occur.



802.11ax (HE160) / 6740MHz (Upper edge)
Threshold Level (TL) = -73.41dBm

802.11ax (HE160) / CH143 (Upper edge)
Transmit when the interferer is 1dB lower.

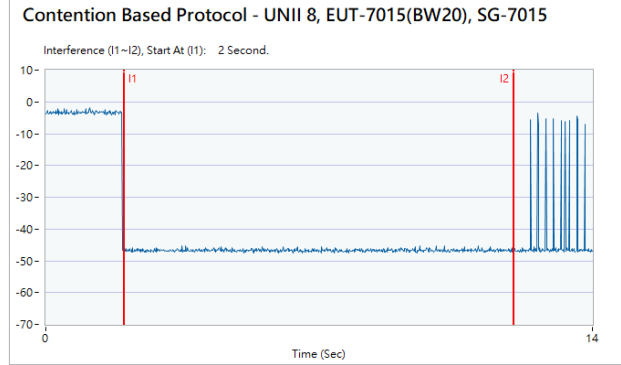
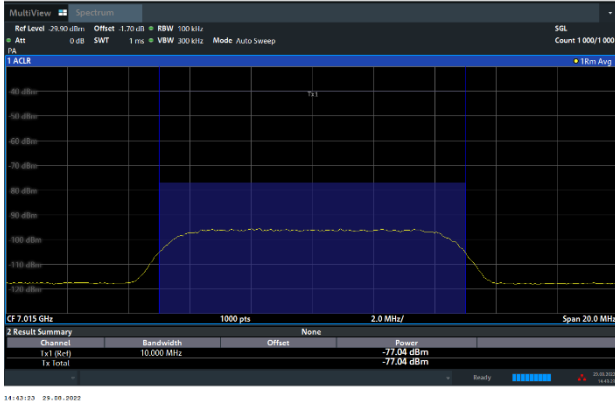




Contention Based Protocol Result Plots on U-NII 8 (AWGN Interference)

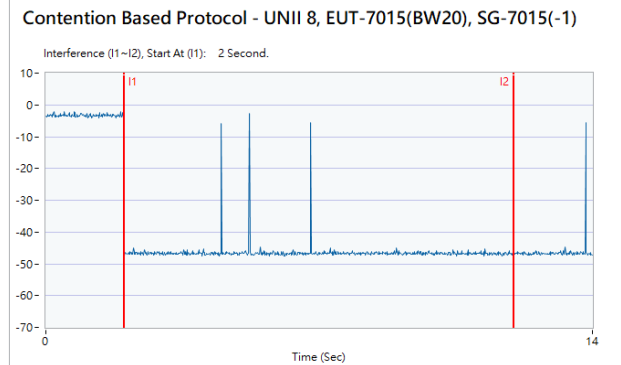
802.11ax (HE20) / 7015MHz
Threshold Level (TL) = -77.04dBm

802.11ax (HE20) / CH213
Test result is pass due to no transmission occur.



802.11ax (HE20) / 7015MHz
Threshold Level (TL) = -78.04dBm

802.11ax (HE20) / CH213
Transmit when the interferer is 1dB lower.

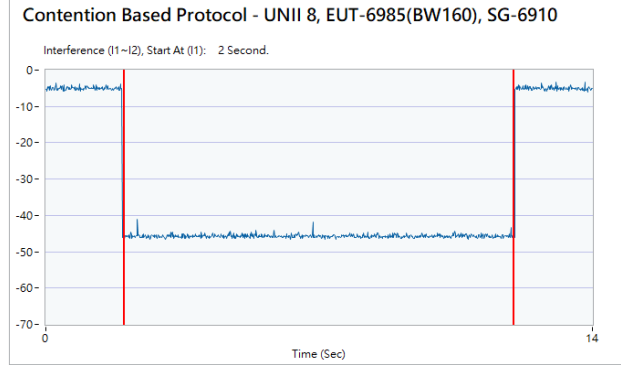
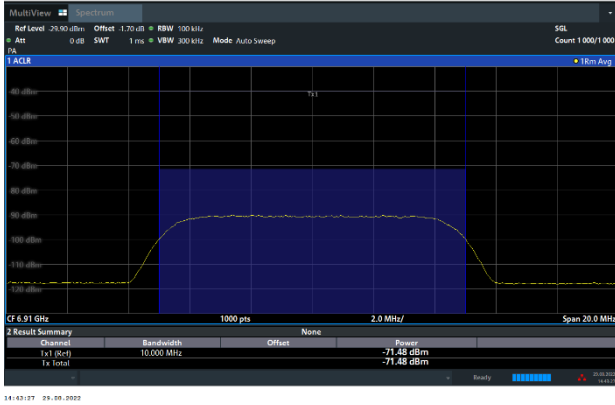




Contention Based Protocol Result Plots on U-NII 8 (AWGN Interference)

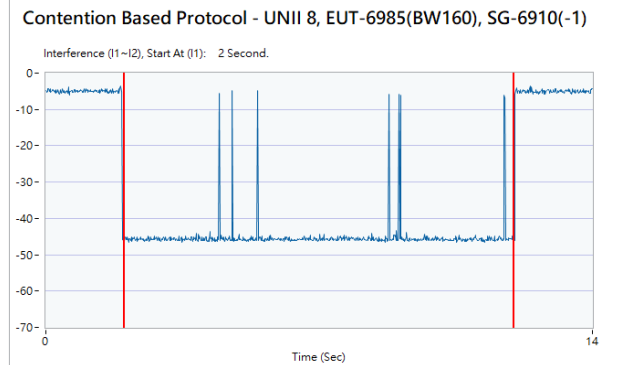
802.11ax (HE160) / 6910MHz (Lower edge)
Threshold Level (TL) = -71.48dBm

802.11ax (HE160) / CH207 (Lower edge)
Test result is pass due to no transmission occur.



802.11ax (HE160) / 6910MHz (Lower edge)
Threshold Level (TL) = -72.48dBm

802.11ax (HE160) / CH207 (Lower edge)
Transmit when the interferer is 1dB lower.

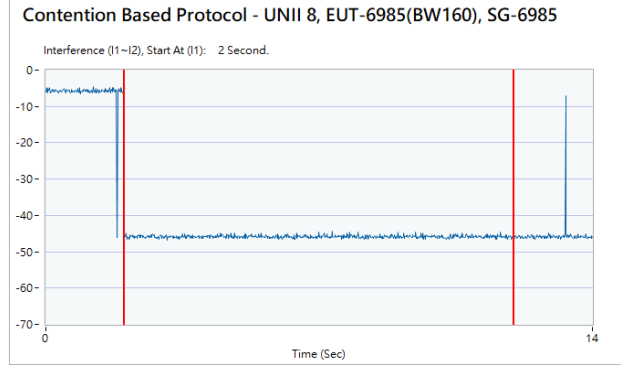
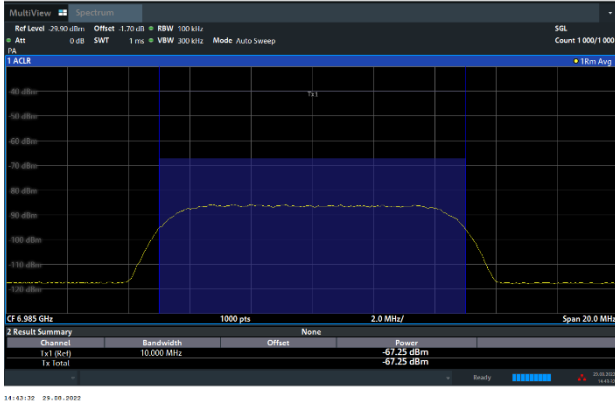




Contention Based Protocol Result Plots on U-NII 8 (AWGN Interference)

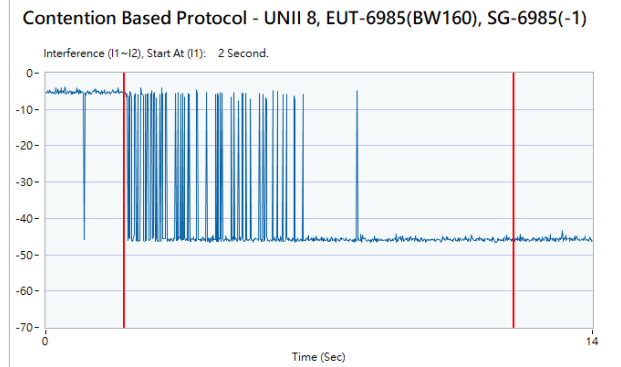

802.11ax (HE160) / 6985MHz (Middle)
Threshold Level (TL) = -67.25dBm

802.11ax (HE160) / CH207 (Middle)
Test result is pass due to no transmission occur.



802.11ax (HE160) / 6985MHz (Middle)
Threshold Level (TL) = -68.25dBm

802.11ax (HE160) / CH207 (Middle)
Transmit when the interferer is 1dB lower.

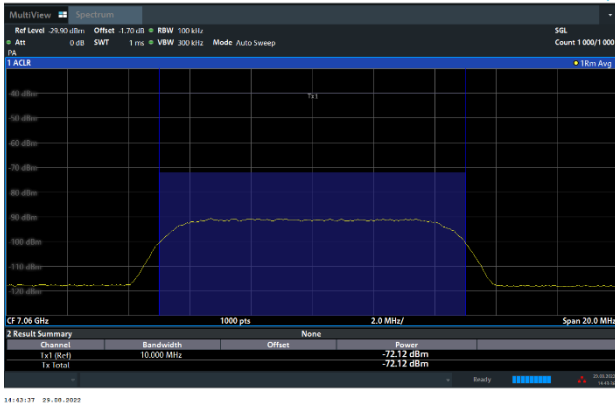




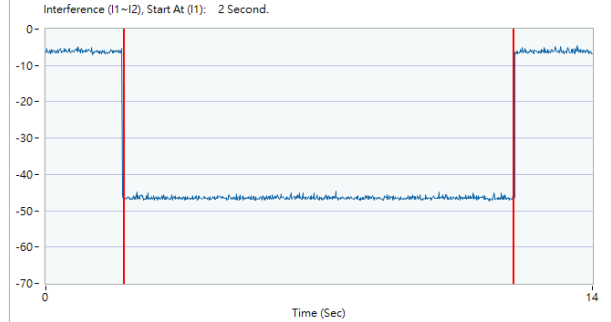
Contention Based Protocol Result Plots on U-NII 8 (AWGN Interference)

802.11ax (HE160) / 7060MHz (Upper edge)
Threshold Level (TL) = -72.12dBm

802.11ax (HE160) / CH207 (Upper edge)
Test result is pass due to no transmission occur.



Contention Based Protocol - UNII 8, EUT-6985(BW160), SG-7060

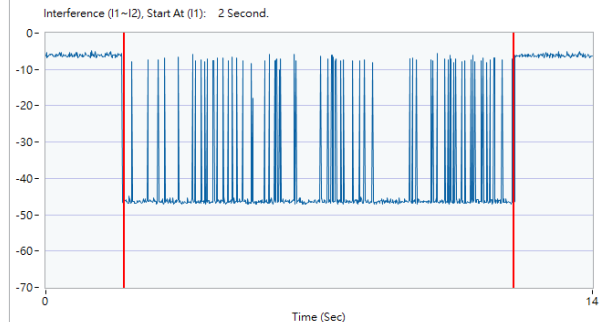


802.11ax (HE160) / 7060MHz (Upper edge)

802.11ax (HE160) / CH207 (Upper edge)
Transmit when the interferer is 1dB lower.



Contention Based Protocol - UNII 8, EUT-6985(BW160), SG-7060(-1)





3.6 Unwanted Emissions Measurement

This section is to measure unwanted emissions through radiated measurement for band edge spurious emissions and out of band emissions measurement.

3.6.1 Limit of Unwanted Emissions

- (1) For transmitters operating within the 5.925-7.125 GHz band: Any emissions outside of the 5.925-7.125 GHz band must not exceed an e.i.r.p. of -27 dBm/MHz.

EIRP (dBm)	Field Strength at 3m (dBμV/m)
- 27 (RMS)	68.3
- 7 (Peak)	88.3

According 987594 D02 U-NII 6GHz EMC Measurement v01 section G:

Unwanted emissions outside of restricted bands are measured with a RMS detector.

In addition, 15.35(b) applies where the peak emissions must be limited to no more than 20 dB above the average limit

- (2) Unwanted spurious emissions fallen in restricted bands shall comply with the general field strength limits as below table:

Frequency (MHz)	Field Strength (microvolts/meter)	Measurement Distance (meters)
0.009 – 0.490	2400/F(kHz)	300
0.490 – 1.705	24000/F(kHz)	30
1.705 – 30.0	30	30
30 – 88	100	3
88 – 216	150	3
216 - 960	200	3
Above 960	500	3

Note: The following formula is used to convert the EIRP to field strength.

$$E = \frac{1000000\sqrt{30P}}{3} \mu\text{V/m, where P is the eirp (Watts)}$$

3.6.2 Measuring Instruments

Please refer to the measuring equipment list in this test report.



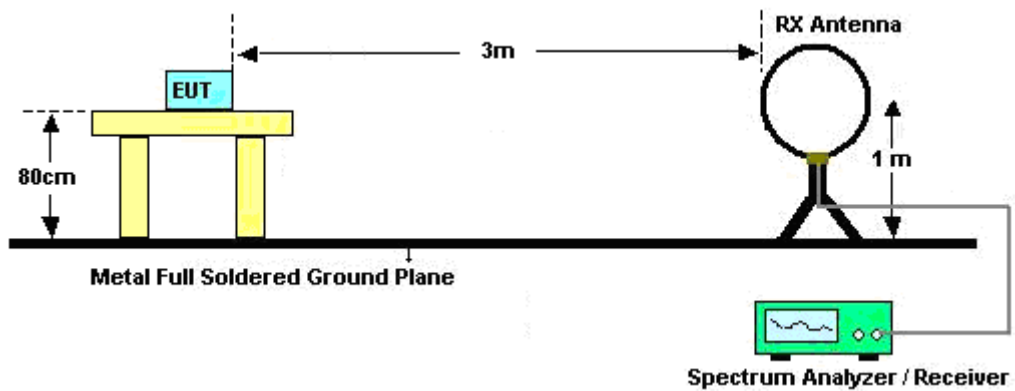
3.6.3 Test Procedures

1. The testing follows FCC KDB 789033 D02 General UNII Test Procedures New Rules v02r01. Section G) Unwanted emissions measurement.
 - (1) Procedure for Unwanted Emissions Measurements Below 1000MHz
 - RBW = 120 kHz
 - VBW = 300 kHz
 - Detector = Peak
 - Trace mode = max hold
 - (2) Procedure for Peak Unwanted Emissions Measurements Above 1000 MHz
 - RBW = 1 MHz
 - VBW \geq 3 MHz
 - Detector = Peak
 - Sweep time = auto
 - Trace mode = max hold
 - (3) Procedures for Average Unwanted Emissions Measurements Above 1000MHz
 - RBW = 1 MHz
 - VBW = 10 Hz, when duty cycle is no less than 98 percent.
 - VBW \geq 1/T, when duty cycle is less than 98 percent where T is the minimum transmission duration over which the transmitter is on and is transmitting at its maximum power control level for the tested mode of operation.
2. The EUT is placed on a turntable with 0.8 meter for frequency below 1 GHz and 1.5 meter for frequency above 1 GHz respectively above ground.
3. The EUT is set 3 meters away from the receiving antenna which is mounted on the top of a variable height antenna tower.
4. The antenna is a broadband antenna and its height is adjusted between one meter and four meters above ground to find the maximum value of the field strength for both horizontal polarization and vertical polarization of the antenna.
5. For each suspected emission, the EUT is arranged to its worst case and then adjust the antenna tower (from 1 m to 4 m) and turntable (from 0 degree to 360 degrees) to find the maximum reading.
6. Radiated testing below 1 GHz is performed by adjusting the antenna tower from 1 m to 4 m and by rotating the turn table from 0 degree to 360 degrees to find the peak maximum hold reading. When there is no suspected emission found and the emission level is with at least 6 dB margin against QP limit line, the position is marked as "-".

7. Radiated testing above 1 GHz is performed by adjusting the antenna tower from 1 m to 4 m and by rotating the turn table from 0 degree to 360 degrees to find the peak maximum hold reading for scanning all frequencies. When there is no suspected emission found and the harmonic emission level is with at least 6 dB margin against average limit line, the position is marked as “-“..

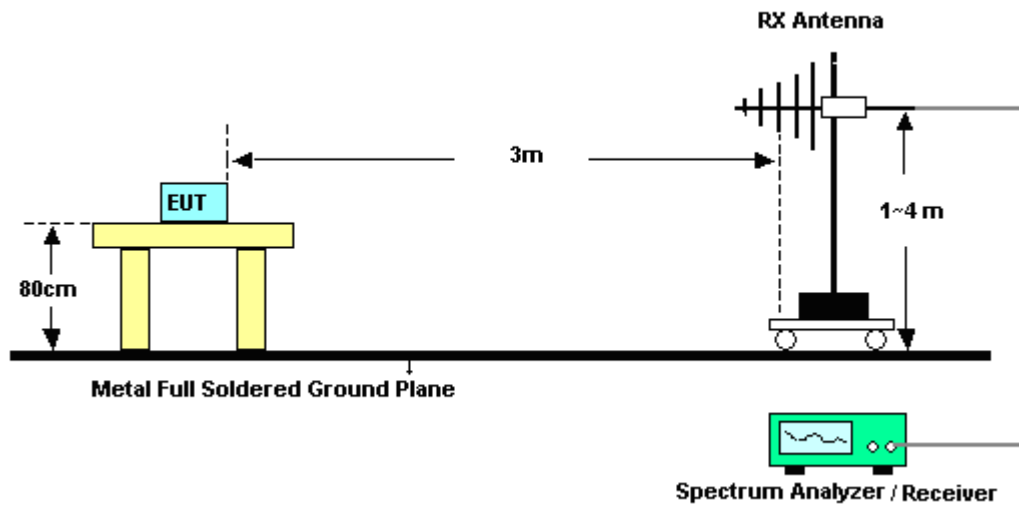
3.6.4 Test Setup

For radiated emissions below 30MHz

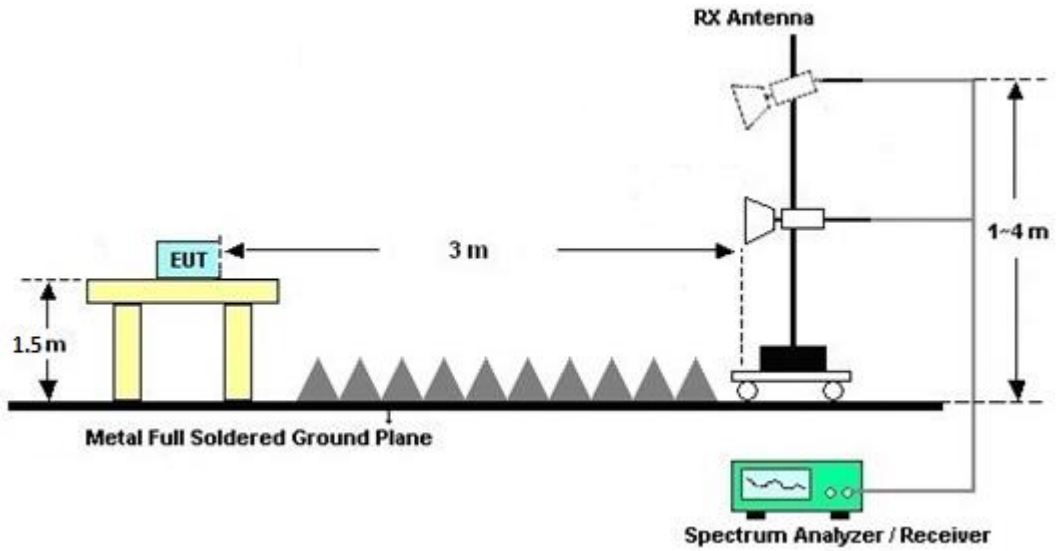


For radiated emissions from 30MHz to 1GHz

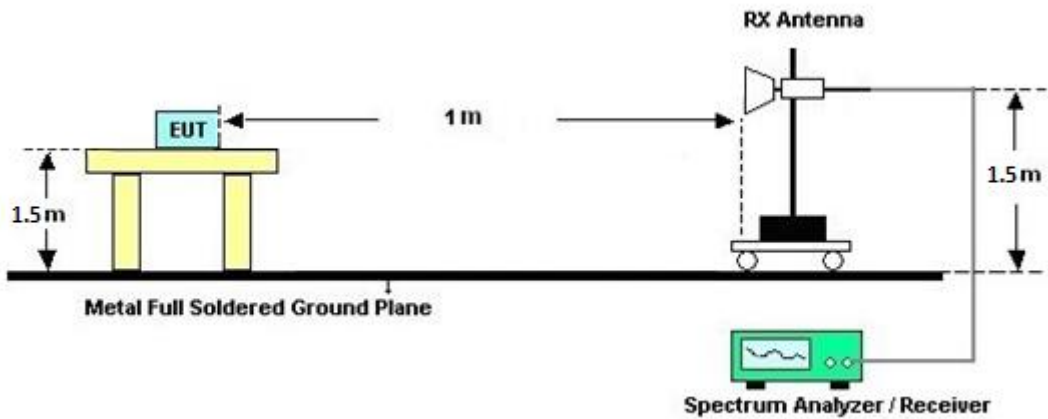
<CDD and SDM Mode>



For radiated test from 1GHz to 18GHz
<CDD and SDM Mode>



For radiated test above 18GHz
<CDD and SDM Mode>





3.6.5 Test Results of Radiated Spurious Emissions (9 kHz ~ 30 MHz)

The low frequency, which starts from 9 kHz to 30 MHz, is pre-scanned and the result which is 20 dB lower than the limit line is not reported.

There is adequate comparison measurement of both open-field test site and alternative test site - semi-Anechoic chamber according to 414788 D01 Radiated Test Site v01r01, and the result came out very similar.

3.6.6 Test Result of Radiated Spurious at Band Edges

Please refer to Appendix C and D.

3.6.7 Duty Cycle

Please refer to Appendix E.

3.6.8 Test Result of Radiated Spurious Emissions (30MHz ~ 10th Harmonic)

Please refer to Appendix C and D.



3.7 AC Conducted Emission Measurement

3.7.1 Limit of AC Conducted Emission

For equipment that is designed to be connected to the public utility (AC) power line, the radio frequency voltage that is conducted back onto the AC power line on any frequency or frequencies within the band 150 kHz to 30 MHz shall not exceed the limits in the following table.

Frequency of emission (MHz)	Conducted limit (dBµV)	
	Quasi-peak	Average
0.15-0.5	66 to 56*	56 to 46*
0.5-5	56	46
5-30	60	50

*Decreases with the logarithm of the frequency.

3.7.2 Measuring Instruments

Please refer to the measuring equipment list in this test report.

3.7.3 Test Procedures

1. The EUT is placed 0.4 meter away from the conducting wall of the shielding room, and is kept at least 80 centimeters from any other grounded conducting surface.
2. Connect EUT to the power mains through a line impedance stabilization network (LISN).
3. All the support units are connecting to the other LISN.
4. The LISN provides 50 ohm coupling impedance for the measuring instrument.
5. The FCC states that a 50 ohm, 50 microhenry LISN should be used.
6. Both Line and Neutral shall be tested in order to find out the maximum conducted emission.
7. The frequency range from 150 kHz to 30 MHz is scanned.
8. Set the test-receiver system to Peak Detect Function and specified bandwidth with Maximum Hold Mode.

3.7.4 Test Setup



3.7.5 Test Result of AC Conducted Emission

Please refer to Appendix B.



3.8 Antenna Requirements

3.8.1 Standard Applicable

The use of a permanently attached antenna or of an antenna that uses a unique coupling to the intentional radiator shall be considered sufficient to comply with the rule.

3.8.2 Antenna Anti-Replacement Construction

An embedded-in antenna design is used.



4 List of Measuring Equipment

Instrument	Brand Name	Model No.	Serial No.	Characteristics	Calibration Date	Test Date	Due Date	Remark
Loop Antenna	TESEQ	HLA 6120	31244	9kHz~30MHz	Mar. 18, 2022	Aug. 23, 2022~ Oct. 20, 2022	Mar. 17, 2023	Radiation (03CH15-HY)
Bilog Antenna	TESEQ	CBL 6111D & 00800N1D01N- 06	41912 & 05	30MHz~1GHz	Feb. 06, 2022	Aug. 23, 2022~ Oct. 20, 2022	Feb. 05, 2023	Radiation (03CH15-HY)
Amplifier	SONOMA	310N	363440	9kHz~1GHz	Dec. 27, 2021	Aug. 23, 2022~ Oct. 20, 2022	Dec. 26, 2022	Radiation (03CH15-HY)
Horn Antenna	SCHWARZBE CK	BBHA 9120 D	9120D-02294	1GHz~18GHz	Jun. 23, 2022	Aug. 23, 2022~ Oct. 20, 2022	Jun. 22, 2023	Radiation (03CH15-HY)
SHF-EHF Horn Antenna	SCHWARZBE CK	BBHA 9170	00993	18GHz~40GHz	Nov. 30, 2021	Aug. 23, 2022~ Oct. 20, 2022	Nov. 29, 2022	Radiation (03CH15-HY)
Amplifier	EMEC	EM1G18G	060837	1GHz~18GHz	Sep. 02, 2021	Aug. 23, 2022~ Aug. 31, 2022	Sep. 01, 2022	Radiation (03CH15-HY)
Amplifier	EMEC	EM1G18G	060837	1GHz~18GHz	Sep. 01, 2022	Sep. 01, 2022~ Oct. 20, 2022	Aug. 31, 2023	Radiation (03CH15-HY)
Preamplifier	EM Electronics	EM01G18G	060802	1GHz-18GHz	Dec. 16, 2021	Aug. 12, 2022~ Oct. 20, 2022	Dec. 15, 2022	Radiation (03CH15-HY)
Preamplifier	EMEC	EM18G40G	060801	18-40GHz	Jun. 28, 2022	Aug. 23, 2022~ Oct. 20, 2022	Jun. 27, 2023	Radiation (03CH15-HY)
EMI Test Receiver	Keysight	N9038A(MXE)	MY54130085	20MHz~8.4GHz	Oct. 21, 2021	Aug. 23, 2022~ Sep. 14, 2022	Oct. 20, 2022	Radiation (03CH15-HY)
Spectrum Analyzer	Keysight	N9010	MY54200485	10Hz~44GHz	May 07, 2022	Aug. 23, 2022~ Oct. 20, 2022	May 06, 2023	Radiation (03CH15-HY)
Antenna Mast	ChainTek	MBS-520-1	N/A	1m~4m	N/A	Aug. 23, 2022~ Oct. 20, 2022	N/A	Radiation (03CH15-HY)
Turn Table	ChainTek	T-200-S-1	N/A	0~360 Degree	N/A	Aug. 23, 2022~ Oct. 20, 2022	N/A	Radiation (03CH15-HY)
Software	Audix	E3 6.2009-8-24(k5)	RK-000451	N/A	N/A	Aug. 23, 2022~ Oct. 20, 2022	N/A	Radiation (03CH15-HY)
RF Cable	HUBER + SUHNER	SUCOFLEX 104, 102E	MY36980/4, MY9838/4PE ,508405/2E	30MHz~18G	Nov. 15, 2021	Aug. 23, 2022~ Oct. 20, 2022	Nov. 14, 2022	Radiation (03CH15-HY)
RF Cable	HUBER + SUHNER	SUCOFLEX 102	804011/2,804 012/2	30MHz-40GHz	Jan. 04, 2022	Aug. 23, 2022~ Oct. 20, 2022	Jan. 03, 2023	Radiation (03CH15-HY)
RF Cable	HUBER + SUHNER	SUCOFLEX 104	MY9837/4PE	9kHz~30MHz	Mar. 10, 2022	Aug. 23, 2022~ Oct. 20, 2022	Mar. 09, 2023	Radiation (03CH15-HY)
RF Cable	HUBER + SUHNER	SUCOFLEX 102	804011/2,804 012/2	30MHz-40GHz	Jan. 04, 2022	Aug. 23, 2022~ Oct. 20, 2022	Jan. 03, 2023	Radiation (03CH15-HY)
RF Cable	HUBER + SUHNER	SUCOFLEX 104	MY9837/4PE	9kHz~30MHz	Mar. 10, 2022	Aug. 23, 2022~ Oct. 20, 2022	Mar. 09, 2023	Radiation (03CH15-HY)



Instrument	Brand Name	Model No.	Serial No.	Characteristics	Calibration Date	Test Date	Due Date	Remark
Signal Generator (Interferer)	Rohde & Schwarz	SMW200A	109425	100kHz~7.5GHz	Jan. 13, 2022	Aug. 29, 2022	Jan. 12, 2023	CBP (DF02-HY)
Spectrum Analyzer	Rohde & Schwarz	FSV3044	101104	10Hz~44GHz	Feb. 16, 2022	Aug. 29, 2022	Feb. 15, 2023	CBP (DF02-HY)
Power Divider	Woken	2Way Divider	DCMB1KW7A1	0.5GHz-18GHz	Calibration from System	Aug. 29, 2022	Calibration from System	CBP (DF02-HY)
Power Divider	Woken	2Way Divider	DCMB1KW7A2	0.5GHz-18GHz	Calibration from System	Aug. 29, 2022	Calibration from System	CBP (DF02-HY)
Power Divider	MVE	MVE8546	A702478	0.5GHz-6GHz	Calibration from System	Aug. 29, 2022	Calibration from System	CBP (DF02-HY)
Coupler	MVE	MVE4816	A400014	0.5-18GHz	Calibration from System	Aug. 29, 2022	Calibration from System	CBP (DF02-HY)
Power Divider	Woken	3Way SMA Power Divder Rated to 20W	STI08-0010(#2)	2GHz-8GHz	Calibration from System	Aug. 29, 2022	Calibration from System	CBP (DF02-HY)
Hygrometer	TECEPEL	DTM-303A	TP201996	N/A	Nov. 16, 2021	Aug. 08, 2022~ Oct. 12, 2022	Nov. 15, 2022	Conducted (TH05-HY)
Power Sensor	DARE	RPR3006W #010	RPR6W-21010 02(NO:123)	10MHz~8GHz	Jan. 13, 2022	Aug. 08, 2022~ Oct. 12, 2022	Jan. 12, 2023	Conducted (TH05-HY)
Signal Analyzer	Rohde & Schwarz	FSV40	101905	10Hz - 40GHz(amp)	Aug. 03, 2022	Aug. 08, 2022~ Oct. 12, 2022	Aug. 02, 2023	Conducted (TH05-HY)
AC Power Source	ChainTek	APC-1000W	N/A	N/A	N/A	Aug. 15, 2022	N/A	Conduction (CO05-HY)
EMI Test Receiver	Rohde & Schwarz	ESR3	102388	9kHz~3.6GHz	Dec. 01, 2021	Aug. 15, 2022	Nov. 30, 2022	Conduction (CO05-HY)
Hygrometer	Testo	608-H1	34913912	N/A	Nov. 17, 2021	Aug. 15, 2022	Nov. 16, 2022	Conduction (CO05-HY)
LISN	Rohde & Schwarz	ENV216	100080	9kHz~30MHz	Dec. 03, 2021	Aug. 15, 2022	Dec. 02, 2022	Conduction (CO05-HY)
Software	Rohde & Schwarz	EMC32	N/A	N/A	N/A	Aug. 15, 2022	N/A	Conduction (CO05-HY)
Pulse Limiter	SCHWARZBECK	VTSD 9561-F N	00691	N/A	Aug. 01, 2022	Aug. 15, 2022	Jul. 31, 2023	Conduction (CO05-HY)
LISN Cable	MVE	RG-400	260260	N/A	Dec. 30, 2021	Aug. 15, 2022	Dec. 29, 2022	Conduction (CO05-HY)



5 Uncertainty of Evaluation

Uncertainty of Conducted Emission Measurement (150 kHz ~ 30 MHz)

Measuring Uncertainty for a Level of Confidence of 95% ($U = 2Uc(y)$)	3.1 dB
---	--------

Uncertainty of Radiated Emission Measurement (30 MHz ~ 1000 MHz)

Measuring Uncertainty for a Level of Confidence of 95% ($U = 2Uc(y)$)	5.8 dB
---	--------

Uncertainty of Radiated Emission Measurement (1000 MHz ~ 18000 MHz)

Measuring Uncertainty for a Level of Confidence of 95% ($U = 2Uc(y)$)	5.3 dB
---	--------

Uncertainty of Radiated Emission Measurement (18000 MHz ~ 40000 MHz)

Measuring Uncertainty for a Level of Confidence of 95% ($U = 2Uc(y)$)	5.6 dB
---	--------

Appendix A. Test Result of Conducted Test Items

Test Engineer:	Ching Chen	Temperature:	21~25	°C
Test Date:	2022/8/8-2022/10/12	Relative Humidity:	51~54	%

<SDM Mode>
<Indoor Client>

TEST RESULTS DATA
EIRP Power Table

U-NII-5 MIMO												
Mod.	Data Rate	NTX	CH.	Freq. (MHz)	Conducted Power (dBm)			DG (dBi)		EIRP Power (dBm)	EIRP Power Limit (dBm)	Pass /Fail
					Ant 9	Ant 8	SUM	Ant 9	Ant 8			
HT20	MCS0	2	001	5955	7.20	6.90	10.06	0.85		10.91	24.00	Pass
HT20	MCS0	2	049	6195	7.20	6.70	9.97	0.85		10.82	24.00	Pass
HT20	MCS0	2	093	6415	7.20	6.90	10.06	0.85		10.91	24.00	Pass
HT40	MCS0	2	003	5965	9.90	9.40	12.67	0.85		13.52	24.00	Pass
HT40	MCS0	2	051	6205	10.10	9.20	12.68	0.85		13.53	24.00	Pass
HT40	MCS0	2	091	6405	9.60	9.50	12.56	0.85		13.41	24.00	Pass
VHT20	MCS0	2	001	5955	7.20	6.90	10.06	0.85		10.91	24.00	Pass
VHT20	MCS0	2	049	6195	7.20	6.70	9.97	0.85		10.82	24.00	Pass
VHT20	MCS0	2	093	6415	7.20	6.90	10.06	0.85		10.91	24.00	Pass
VHT40	MCS0	2	003	5965	9.90	9.40	12.67	0.85		13.52	24.00	Pass
VHT40	MCS0	2	051	6205	10.10	9.20	12.68	0.85		13.53	24.00	Pass
VHT40	MCS0	2	091	6405	9.60	9.50	12.56	0.85		13.41	24.00	Pass
VHT80	MCS0	2	007	5985	13.10	12.60	15.87	0.85		16.72	24.00	Pass
VHT80	MCS0	2	055	6225	13.20	12.30	15.78	0.85		16.63	24.00	Pass
VHT80	MCS0	2	087	6385	12.80	12.30	15.57	0.85		16.42	24.00	Pass
VHT160	MCS0	2	015	6025	13.10	12.40	15.77	0.85		16.62	24.00	Pass
VHT160	MCS0	2	047	6185	12.90	12.00	15.48	0.85		16.33	24.00	Pass
VHT160	MCS0	2	079	6345	13.10	12.40	15.77	0.85		16.62	24.00	Pass

TEST RESULTS DATA
EIRP Power Table

U-NII-6 MIMO												
Mod.	Data Rate	NTX	CH.	Freq. (MHz)	Conducted Power (dBm)			DG (dBi)		EIRP Power (dBm)	EIRP Power Limit (dBm)	Pass /Fail
					Ant 9	Ant 8	SUM	Ant 9	Ant 8			
HT20	MCS0	2	097	6435	7.20	7.20	10.21	0.64		10.85	24.00	Pass
HT20	MCS0	2	105	6475	7.10	7.30	10.21	0.64		10.85	24.00	Pass
HT20	MCS0	2	113	6515	7.30	7.20	10.26	0.64		10.90	24.00	Pass
HT40	MCS0	2	099	6445	10.30	9.80	13.07	0.64		13.71	24.00	Pass
HT40	MCS0	2	107	6485	10.00	9.90	12.96	0.64		13.60	24.00	Pass
VHT20	MCS0	2	097	6435	7.20	7.20	10.21	0.64		10.85	24.00	Pass
VHT20	MCS0	2	105	6475	7.10	7.30	10.21	0.64		10.85	24.00	Pass
VHT20	MCS0	2	113	6515	7.30	7.20	10.26	0.64		10.90	24.00	Pass
VHT40	MCS0	2	099	6445	10.30	9.80	13.07	0.64		13.71	24.00	Pass
VHT40	MCS0	2	107	6485	10.00	9.90	12.96	0.64		13.60	24.00	Pass
VHT80	MCS0	2	103	6465	13.60	13.20	16.41	0.64		17.05	24.00	Pass

U-NII-6 straddle channel MIMO												
Mod.	Data Rate	NTX	CH.	Freq. (MHz)	Conducted Power (dBm)			DG (dBi)		EIRP Power (dBm)	EIRP Power Limit (dBm)	Pass /Fail
					Ant 9	Ant 8	SUM	Ant 9	Ant 8			
HT40	MCS0	2	115	6525	10.50	9.90	13.22	0.64		13.86	24.00	Pass
VHT40	MCS0	2	115	6525	10.50	9.90	13.22	0.64		13.86	24.00	Pass
VHT80	MCS0	2	119	6545	13.40	13.30	16.36	0.64		17.00	24.00	Pass
VHT160	MCS0	2	111	6505	14.50	14.20	17.36	0.64		18.00	24.00	Pass

TEST RESULTS DATA
EIRP Power Table

U-NII-7 MIMO												
Mod.	Data Rate	NTX	CH.	Freq. (MHz)	Conducted Power (dBm)			DG (dBi)		EIRP Power (dBm)	EIRP Power Limit (dBm)	Pass /Fail
					Ant 9	Ant 8	SUM	Ant 9	Ant 8			
HT20	MCS0	2	117	6535	7.50	7.50	10.51	0.50		11.01	24.00	Pass
HT20	MCS0	2	149	6695	7.70	7.10	10.42	0.50		10.92	24.00	Pass
HT20	MCS0	2	181	6855	7.60	7.20	10.41	0.50		10.91	24.00	Pass
HT40	MCS0	2	123	6565	10.10	9.60	12.87	0.50		13.37	24.00	Pass
HT40	MCS0	2	147	6685	10.50	9.50	13.04	0.50		13.54	24.00	Pass
HT40	MCS0	2	179	6845	10.70	10.20	13.47	0.50		13.97	24.00	Pass
VHT20	MCS0	2	117	6535	7.50	7.50	10.51	0.50		11.01	24.00	Pass
VHT20	MCS0	2	149	6695	7.70	7.10	10.42	0.50		10.92	24.00	Pass
VHT20	MCS0	2	181	6855	7.60	7.20	10.41	0.50		10.91	24.00	Pass
VHT40	MCS0	2	123	6565	10.10	9.60	12.87	0.50		13.37	24.00	Pass
VHT40	MCS0	2	147	6685	10.50	9.50	13.04	0.50		13.54	24.00	Pass
VHT40	MCS0	2	179	6845	10.70	10.20	13.47	0.50		13.97	24.00	Pass
VHT80	MCS0	2	135	6625	13.90	13.20	16.57	0.50		17.07	24.00	Pass
VHT80	MCS0	2	151	6705	13.80	13.10	16.47	0.50		16.97	24.00	Pass
VHT80	MCS0	2	167	6785	13.50	12.70	16.13	0.50		16.63	24.00	Pass
VHT160	MCS0	2	143	6665	14.00	13.60	16.81	0.50		17.31	24.00	Pass

U-NII-7 straddle channel MIMO												
Mod.	Data Rate	NTX	CH.	Freq. (MHz)	Conducted Power (dBm)			DG (dBi)		EIRP Power (dBm)	EIRP Power Limit (dBm)	Pass /Fail
					Ant 9	Ant 8	SUM	Ant 9	Ant 8			
HT20	MCS0	2	185	6875	7.80	7.80	10.81	0.50		11.31	24.00	Pass
HT40	MCS0	2	187	6885	10.60	10.10	13.37	0.50		13.87	24.00	Pass
VHT20	MCS0	2	185	6875	7.80	7.80	10.81	0.50		11.31	24.00	Pass
VHT40	MCS0	2	187	6885	10.60	10.10	13.37	0.50		13.87	24.00	Pass
VHT80	MCS0	2	183	6865	13.70	13.40	16.56	0.50		17.06	24.00	Pass
VHT160	MCS0	2	175	6825	14.00	13.80	16.91	0.50		17.41	24.00	Pass

TEST RESULTS DATA
EIRP Power Table

U-NII-8 MIMO												
Mod.	Data Rate	NTX	CH.	Freq. (MHz)	Conducted Power (dBm)			DG (dBi)		EIRP Power (dBm)	EIRP Power Limit (dBm)	Pass /Fail
					Ant 9	Ant 8	SUM	Ant 9	Ant 8			
HT20	MCS0	2	189	6895	8.10	7.80	10.96	0.00		10.96	24.00	Pass
HT20	MCS0	2	209	6995	8.30	7.70	11.02	0.00		11.02	24.00	Pass
HT20	MCS0	2	233	7115	-6.30	-6.70	-3.49	0.00		-3.49	24.00	Pass
HT40	MCS0	2	195	6925	11.00	10.60	13.81	0.00		13.81	24.00	Pass
HT40	MCS0	2	211	7005	10.80	10.10	13.47	0.00		13.47	24.00	Pass
HT40	MCS0	2	227	7085	11.30	10.50	13.93	0.00		13.93	24.00	Pass
VHT20	MCS0	2	189	6895	8.10	7.80	10.96	0.00		10.96	24.00	Pass
VHT20	MCS0	2	209	6995	8.30	7.70	11.02	0.00		11.02	24.00	Pass
VHT20	MCS0	2	233	7115	-6.30	-6.70	-3.49	0.00		-3.49	24.00	Pass
VHT40	MCS0	2	195	6925	11.00	10.60	13.81	0.00		13.81	24.00	Pass
VHT40	MCS0	2	211	7005	10.80	10.10	13.47	0.00		13.47	24.00	Pass
VHT40	MCS0	2	227	7085	11.30	10.50	13.93	0.00		13.93	24.00	Pass
VHT80	MCS0	2	199	6945	13.80	13.40	16.61	0.00		16.61	24.00	Pass
VHT80	MCS0	2	215	7025	14.00	13.70	16.86	0.00		16.86	24.00	Pass
VHT160	MCS0	2	207	6985	13.90	13.90	16.91	0.00		16.91	24.00	Pass

TEST RESULTS DATA
26dB and 99% OBW

U-NII-5 MIMO											
Mod.	Data Rate	N _{TX}	CH.	Freq. (MHz)	RU Config.	99% Bandwidth (MHz)		26 dB Bandwidth (MHz)		Emission Bandwidth Limit (MHz)	Pass /Fail
						Ant 9	Ant 8	Ant 9	Ant 8		
HE20	MCS0	2	001	5955	Full	18.98	18.98	21.60	21.70	320.00	Pass
HE20	MCS0	2	049	6195	Full	18.98	18.98	21.75	21.45	320.00	Pass
HE20	MCS0	2	093	6415	Full	18.98	18.98	21.45	21.40	320.00	Pass
HE40	MCS0	2	003	5965	Full	37.96	38.06	40.50	40.23	320.00	Pass
HE40	MCS0	2	051	6205	Full	38.06	38.06	40.23	40.23	320.00	Pass
HE40	MCS0	2	091	6405	Full	37.96	37.96	40.50	40.23	320.00	Pass
HE80	MCS0	2	007	5985	Full	77.32	77.20	84.16	83.04	320.00	Pass
HE80	MCS0	2	055	6225	Full	77.20	77.44	83.20	83.52	320.00	Pass
HE80	MCS0	2	087	6385	Full	77.20	77.32	83.20	84.64	320.00	Pass
HE160	MCS0	2	015	6025	Full	157.52	157.04	249.92	169.60	320.00	Pass
HE160	MCS0	2	047	6185	Full	156.80	157.04	183.36	222.72	320.00	Pass
HE160	MCS0	2	079	6345	Full	156.56	157.04	168.00	180.80	320.00	Pass

TEST RESULTS DATA
EIRP Power Table

U-NII-5 MIMO															
Mod.	Data Rate	NTX	CH.	Freq. (MHz)	RU Config.	Duty Factor (dB)		Conducted Power (dBm)			DG (dBi)		EIRP Power (dBm)	EIRP Power Limit (dBm)	Pass /Fail
						Ant 9	Ant 8	Ant 9	Ant 8	SUM	Ant 9	Ant 8			
HE20	MCS0	2	001	5955	Full	0.00	0.00	7.30	7.00	10.16	0.85	11.01	24.00	Pass	
HE20	MCS0	2	001	5955	26/0	0.00	0.00	-2.30	-2.30	0.71	0.85	1.56	24.00	Pass	
HE20	MCS0	2	001	5955	52/37	0.00	0.00	0.30	0.40	3.36	0.85	4.21	24.00	Pass	
HE20	MCS0	2	001	5955	106/53	0.00	0.00	4.10	3.90	7.01	0.85	7.86	24.00	Pass	
HE20	MCS0	2	049	6195	Full	0.00	0.00	7.80	6.80	10.34	0.85	11.19	24.00	Pass	
HE20	MCS0	2	049	6195	26/4	0.00	0.00	-1.20	-1.70	1.57	0.85	2.42	24.00	Pass	
HE20	MCS0	2	049	6195	52/38	0.00	0.00	0.80	-0.20	3.34	0.85	4.19	24.00	Pass	
HE20	MCS0	2	049	6195	106/53	0.00	0.00	3.80	2.90	6.38	0.85	7.23	24.00	Pass	
HE20	MCS0	2	093	6415	Full	0.00	0.00	7.30	7.00	10.16	0.85	11.01	24.00	Pass	
HE20	MCS0	2	093	6415	26/8	0.00	0.00	1.60	0.30	4.01	0.85	4.86	24.00	Pass	
HE20	MCS0	2	093	6415	52/40	0.00	0.00	-0.20	0.50	3.17	0.85	4.02	24.00	Pass	
HE20	MCS0	2	093	6415	106/54	0.00	0.00	3.50	3.30	6.41	0.85	7.26	24.00	Pass	
HE40	MCS0	2	003	5965	Full	0.00	0.00	10.00	9.50	12.77	0.85	13.62	24.00	Pass	
HE40	MCS0	2	003	5965	242/61	0.00	0.00	7.30	7.20	10.26	0.85	11.11	24.00	Pass	
HE40	MCS0	2	051	6205	Full	0.00	0.00	10.20	9.30	12.78	0.85	13.63	24.00	Pass	
HE40	MCS0	2	051	6205	242/61	0.00	0.00	7.10	6.30	9.73	0.85	10.58	24.00	Pass	
HE40	MCS0	2	091	6405	Full	0.00	0.00	9.70	9.60	12.66	0.85	13.51	24.00	Pass	
HE40	MCS0	2	091	6405	242/62	0.00	0.00	6.80	6.90	9.86	0.85	10.71	24.00	Pass	
HE80	MCS0	2	007	5985	Full	0.00	0.00	13.10	12.70	15.91	0.85	16.76	24.00	Pass	
HE80	MCS0	2	007	5985	484/65	0.00	0.00	10.30	9.40	12.88	0.85	13.73	24.00	Pass	
HE80	MCS0	2	055	6225	Full	0.00	0.00	13.30	12.40	15.88	0.85	16.73	24.00	Pass	
HE80	MCS0	2	055	6225	484/65	0.00	0.00	10.20	9.20	12.74	0.85	13.59	24.00	Pass	
HE80	MCS0	2	087	6385	Full	0.00	0.00	12.90	12.40	15.67	0.85	16.52	24.00	Pass	
HE80	MCS0	2	087	6385	484/66	0.00	0.00	9.80	9.40	12.61	0.85	13.46	24.00	Pass	
HE160	MCS0	2	015	6025	Full	0.00	0.00	13.20	12.50	15.87	0.85	16.72	24.00	Pass	
HE160	MCS0	2	015	6025	996/67	0.00	0.00	10.40	9.50	12.98	0.85	13.83	24.00	Pass	
HE160	MCS0	2	047	6185	Full	0.00	0.00	13.00	12.10	15.58	0.85	16.43	24.00	Pass	
HE160	MCS0	2	047	6185	996/67	0.00	0.00	10.30	9.60	12.97	0.85	13.82	24.00	Pass	
HE160	MCS0	2	079	6345	Full	0.00	0.00	13.20	12.50	15.87	0.85	16.72	24.00	Pass	
HE160	MCS0	2	079	6345	996/S67	0.00	0.00	10.00	9.40	12.72	0.85	13.57	24.00	Pass	

TEST RESULTS DATA
EIRP Power Spectral Density

U-NII-5 MIMO															
Mod.	Data Rate	NTX	CH.	Freq. (MHz)	RU Config.	Duty Factor (dB)		Conducted Power Density with Duty Factor (dBm/MHz)			DG (dBi)		EIRP Power Density (dBm/MHz)	EIRP Power Density Limit (dBm/MHz)	Pass /Fail
						Ant 9	Ant 8	Ant 9	Ant 8	SUM	Ant 9	Ant 8	SUM		
HE20	MCS0	2	001	5955	Full	0.00	0.00			-2.10	0.85	-1.25	-1.00	Pass	
HE20	MCS0	2	001	5955	26/0	0.00	0.00			-2.22	0.85	-1.37	-1.00	Pass	
HE20	MCS0	2	001	5955	52/37	0.00	0.00			-2.52	0.85	-1.67	-1.00	Pass	
HE20	MCS0	2	001	5955	106/53	0.00	0.00			-2.12	0.85	-1.27	-1.00	Pass	
HE20	MCS0	2	049	6195	Full	0.00	0.00			-1.94	0.85	-1.09	-1.00	Pass	
HE20	MCS0	2	049	6195	26/4	0.00	0.00			-2.31	0.85	-1.46	-1.00	Pass	
HE20	MCS0	2	049	6195	52/38	0.00	0.00			-2.50	0.85	-1.65	-1.00	Pass	
HE20	MCS0	2	049	6195	106/53	0.00	0.00			-2.15	0.85	-1.30	-1.00	Pass	
HE20	MCS0	2	093	6415	Full	0.00	0.00			-2.07	0.85	-1.22	-1.00	Pass	
HE20	MCS0	2	093	6415	26/8	0.00	0.00			-2.10	0.85	-1.25	-1.00	Pass	
HE20	MCS0	2	093	6415	52/40	0.00	0.00			-2.48	0.85	-1.63	-1.00	Pass	
HE20	MCS0	2	093	6415	106/54	0.00	0.00			-2.49	0.85	-1.64	-1.00	Pass	
HE40	MCS0	2	003	5965	Full	0.00	0.00			-2.32	0.85	-1.47	-1.00	Pass	
HE40	MCS0	2	003	5965	242/61	0.00	0.00			-2.39	0.85	-1.54	-1.00	Pass	
HE40	MCS0	2	051	6205	Full	0.00	0.00			-2.21	0.85	-1.36	-1.00	Pass	
HE40	MCS0	2	051	6205	242/61	0.00	0.00			-2.38	0.85	-1.53	-1.00	Pass	
HE40	MCS0	2	091	6405	Full	0.00	0.00			-2.24	0.85	-1.39	-1.00	Pass	
HE40	MCS0	2	091	6405	242/62	0.00	0.00			-2.34	0.85	-1.49	-1.00	Pass	
HE80	MCS0	2	007	5985	Full	0.00	0.00			-2.13	0.85	-1.28	-1.00	Pass	
HE80	MCS0	2	007	5985	484/65	0.00	0.00			-2.41	0.85	-1.56	-1.00	Pass	
HE80	MCS0	2	055	6225	Full	0.00	0.00			-2.04	0.85	-1.19	-1.00	Pass	
HE80	MCS0	2	055	6225	484/65	0.00	0.00			-2.24	0.85	-1.39	-1.00	Pass	
HE80	MCS0	2	087	6385	Full	0.00	0.00			-2.34	0.85	-1.49	-1.00	Pass	
HE80	MCS0	2	087	6385	484/66	0.00	0.00			-2.47	0.85	-1.62	-1.00	Pass	
HE160	MCS0	2	015	6025	Full	0.00	0.00			-5.09	0.85	-4.24	-1.00	Pass	
HE160	MCS0	2	015	6025	996/67	0.00	0.00			-5.59	0.85	-4.74	-1.00	Pass	
HE160	MCS0	2	047	6185	Full	0.00	0.00			-5.36	0.85	-4.51	-1.00	Pass	
HE160	MCS0	2	047	6185	996/67	0.00	0.00			-5.40	0.85	-4.55	-1.00	Pass	
HE160	MCS0	2	079	6345	Full	0.00	0.00			-4.96	0.85	-4.11	-1.00	Pass	
HE160	MCS0	2	079	6345	996/S67	0.00	0.00			-5.15	0.85	-4.30	-1.00	Pass	

TEST RESULTS DATA
26dB and 99% OBW

U-NII-6 MIMO											
Mod.	Data Rate	NTX	CH.	Freq. (MHz)	RU Config.	99% Bandwidth (MHz)		26 dB Bandwidth (MHz)		Emission Bandwidth Limit (MHz)	Pass /Fail
						Ant 9	Ant 8	Ant 9	Ant 8		
HE20	MCS0	2	097	6435	Full	18.98	18.98	21.50	21.55	320.00	Pass
HE20	MCS0	2	105	6475	Full	18.98	18.98	21.55	21.45	320.00	Pass
HE20	MCS0	2	113	6515	Full	18.98	18.98	21.65	21.70	320.00	Pass
HE40	MCS0	2	099	6445	Full	38.06	38.06	40.32	40.41	320.00	Pass
HE40	MCS0	2	107	6485	Full	37.96	37.96	40.77	40.14	320.00	Pass
HE80	MCS0	2	103	6465	Full	77.32	77.44	83.68	87.84	320.00	Pass

U-NII-6 straddle channel MIMO											
Mod.	Data Rate	NTX	CH.	Freq. (MHz)	RU Config.	99% Bandwidth (MHz)		26 dB Bandwidth (MHz)		Emission Bandwidth Limit (MHz)	Pass /Fail
						Ant 9	Ant 8	Ant 9	Ant 8		
HE40	MCS0	2	115	6525	Full	37.96	37.96	40.41	40.50	320.00	Pass
HE80	MCS0	2	119	6545	Full	77.44	77.32	83.36	83.36	320.00	Pass
HE160	MCS0	2	111	6505	Full	156.80	157.28	167.04	248.32	320.00	Pass

TEST RESULTS DATA
EIRP Power Table

U-NII-6 MIMO															
Mod.	Data Rate	NTX	CH.	Freq. (MHz)	RU Config	Duty Factor (dB)		Conducted Power (dBm)			DG (dBi)		EIRP Power (dBm)	EIRP Power Limit (dBm)	Pass /Fail
						Ant 9	Ant 8	Ant 9	Ant 8	SUM	Ant 9	Ant 8			
HE20	MCS0	2	097	6435	Full	0.00	0.00	7.30	7.30	10.31	0.64	10.95	24.00	Pass	
HE20	MCS0	2	097	6435	26/0	0.00	0.00	-2.60	-2.20	0.61	0.64	1.25	24.00	Pass	
HE20	MCS0	2	097	6435	52/37	0.00	0.00	0.20	0.70	3.47	0.64	4.11	24.00	Pass	
HE20	MCS0	2	097	6435	106/53	0.00	0.00	3.20	4.00	6.63	0.64	7.27	24.00	Pass	
HE20	MCS0	2	105	6475	Full	0.00	0.00	7.20	7.40	10.31	0.64	10.95	24.00	Pass	
HE20	MCS0	2	105	6475	26/4	0.00	0.00	-1.30	-0.80	1.97	0.64	2.61	24.00	Pass	
HE20	MCS0	2	105	6475	52/38	0.00	0.00	0.50	1.20	3.87	0.64	4.51	24.00	Pass	
HE20	MCS0	2	105	6475	106/53	0.00	0.00	3.60	3.50	6.56	0.64	7.20	24.00	Pass	
HE20	MCS0	2	113	6515	Full	0.00	0.00	7.40	7.30	10.36	0.64	11.00	24.00	Pass	
HE20	MCS0	2	113	6515	26/8	0.00	0.00	-2.60	-1.90	0.77	0.64	1.41	24.00	Pass	
HE20	MCS0	2	113	6515	52/40	0.00	0.00	0.30	1.00	3.67	0.64	4.31	24.00	Pass	
HE20	MCS0	2	113	6515	106/54	0.00	0.00	4.20	3.80	7.01	0.64	7.65	24.00	Pass	
HE40	MCS0	2	099	6445	Full	0.00	0.00	10.40	9.90	13.17	0.64	13.81	24.00	Pass	
HE40	MCS0	2	099	6445	242/61	0.00	0.00	7.00	7.00	10.01	0.64	10.65	24.00	Pass	
HE40	MCS0	2	107	6485	Full	0.00	0.00	10.10	10.00	13.06	0.64	13.70	24.00	Pass	
HE40	MCS0	2	107	6485	242/62	0.00	0.00	7.50	7.60	10.56	0.64	11.20	24.00	Pass	
HE80	MCS0	2	103	6465	Full	0.00	0.00	13.70	13.30	16.51	0.64	17.15	24.00	Pass	
HE80	MCS0	2	103	6465	484/65	0.00	0.00	10.40	9.90	13.17	0.64	13.81	24.00	Pass	

U-NII-6 straddle channel MIMO															
Mod.	Data Rate	NTX	CH.	Freq. (MHz)	RU Config	Duty Factor (dB)		Conducted Power (dBm)			DG (dBi)		EIRP Power (dBm)	EIRP Power Limit (dBm)	Pass /Fail
						Ant 9	Ant 8	Ant 9	Ant 8	SUM	Ant 9	Ant 8			
HE40	MCS0	2	115	6525	Full	0.00	0.00	10.60	10.00	13.32	0.64	13.96	24.00	Pass	
HE40	MCS0	2	115	6525	242/62	0.00	0.00	7.30	7.50	10.41	0.64	11.05	24.00	Pass	
HE80	MCS0	2	119	6545	Full	0.00	0.00	13.50	13.40	16.46	0.64	17.10	24.00	Pass	
HE80	MCS0	2	119	6545	484/65	0.00	0.00	10.50	9.90	13.22	0.64	13.86	24.00	Pass	
HE160	MCS0	2	111	6505	Full	0.00	0.00	14.50	14.30	17.41	0.64	18.05	24.00	Pass	
HE160	MCS0	2	111	6505	996/67	0.00	0.00	12.20	11.60	14.92	0.64	15.56	24.00	Pass	
HE160	MCS0	2	111	6505	996/S67	0.00	0.00	11.50	11.40	14.46	0.64	15.10	24.00	Pass	

TEST RESULTS DATA
EIRP Power Spectral Density

U-NII-6 MIMO															
Mod.	Data Rate	NTX	CH.	Freq. (MHz)	RU Config.	Duty Factor (dB)		Conducted Power Density with Duty Factor (dBm/MHz)			DG (dBi)		EIRP Power Density (dBm/MHz)	EIRP Power Density Limit (dBm/MHz)	Pass /Fail
						Ant 9	Ant 8	Ant 9	Ant 8	SUM	Ant 9	Ant 8	SUM		
HE20	MCS0	2	097	6435	Full	0.00	0.00			-1.94	0.64	-1.30	-1.00	Pass	
HE20	MCS0	2	097	6435	26/0	0.00	0.00			-2.26	0.64	-1.62	-1.00	Pass	
HE20	MCS0	2	097	6435	52/37	0.00	0.00			-2.39	0.64	-1.75	-1.00	Pass	
HE20	MCS0	2	097	6435	106/53	0.00	0.00			-2.31	0.64	-1.67	-1.00	Pass	
HE20	MCS0	2	105	6475	Full	0.00	0.00			-1.92	0.64	-1.28	-1.00	Pass	
HE20	MCS0	2	105	6475	26/4	0.00	0.00			-1.97	0.64	-1.33	-1.00	Pass	
HE20	MCS0	2	105	6475	52/38	0.00	0.00			-1.99	0.64	-1.35	-1.00	Pass	
HE20	MCS0	2	105	6475	106/53	0.00	0.00			-2.44	0.64	-1.80	-1.00	Pass	
HE20	MCS0	2	113	6515	Full	0.00	0.00			-1.93	0.64	-1.29	-1.00	Pass	
HE20	MCS0	2	113	6515	26/8	0.00	0.00			-2.05	0.64	-1.41	-1.00	Pass	
HE20	MCS0	2	113	6515	52/40	0.00	0.00			-2.07	0.64	-1.43	-1.00	Pass	
HE20	MCS0	2	113	6515	106/54	0.00	0.00			-2.03	0.64	-1.39	-1.00	Pass	
HE40	MCS0	2	099	6445	Full	0.00	0.00			-1.93	0.64	-1.29	-1.00	Pass	
HE40	MCS0	2	099	6445	242/61	0.00	0.00			-2.36	0.64	-1.72	-1.00	Pass	
HE40	MCS0	2	107	6485	Full	0.00	0.00			-1.83	0.64	-1.19	-1.00	Pass	
HE40	MCS0	2	107	6485	242/62	0.00	0.00			-1.91	0.64	-1.27	-1.00	Pass	
HE80	MCS0	2	103	6465	Full	0.00	0.00			-1.68	0.64	-1.04	-1.00	Pass	
HE80	MCS0	2	103	6465	484/65	0.00	0.00			-2.09	0.64	-1.45	-1.00	Pass	

U-NII-6 straddle channel MIMO															
Mod.	Data Rate	NTX	CH.	Freq. (MHz)	RU Config.	Duty Factor (dB)		Conducted Power Density with Duty Factor (dBm/MHz)			DG (dBi)		EIRP Power Density (dBm/MHz)	EIRP Power Density Limit (dBm/MHz)	Pass /Fail
						Ant 9	Ant 8	Ant 9	Ant 8	SUM	Ant 9	Ant 8	SUM		
HE40	MCS0	2	115	6525	Full	0.00	0.00			-1.73	0.64	-1.09	-1.00	Pass	
HE40	MCS0	2	115	6525	242/62	0.00	0.00			-1.89	0.64	-1.25	-1.00	Pass	
HE80	MCS0	2	119	6545	Full	0.00	0.00			-1.68	0.64	-1.04	-1.00	Pass	
HE80	MCS0	2	119	6545	484/65	0.00	0.00			-2.04	0.64	-1.40	-1.00	Pass	
HE160	MCS0	2	111	6505	Full	0.00	0.00			-3.36	0.64	-2.72	-1.00	Pass	
HE160	MCS0	2	111	6505	996/67	0.00	0.00			-3.37	0.64	-2.73	-1.00	Pass	
HE160	MCS0	2	111	6505	996/S67	0.00	0.00			-3.56	0.64	-2.92	-1.00	Pass	

TEST RESULTS DATA
26dB and 99% OBW

U-NII-7 MIMO											
Mod.	Data Rate	NTX	CH.	Freq. (MHz)	RU Config.	99% Bandwidth (MHz)		26 dB Bandwidth (MHz)		Emission Bandwidth Limit (MHz)	Pass /Fail
						Ant 9	Ant 8	Ant 9	Ant 8		
HE20	MCS0	2	117	6535	Full	18.98	18.98	21.75	21.50	320.00	Pass
HE20	MCS0	2	149	6695	Full	18.93	18.98	21.50	21.65	320.00	Pass
HE20	MCS0	2	181	6855	Full	18.98	19.03	21.35	21.25	320.00	Pass
HE40	MCS0	2	123	6565	Full	38.06	38.06	40.95	40.41	320.00	Pass
HE40	MCS0	2	147	6685	Full	37.96	38.06	40.41	40.41	320.00	Pass
HE40	MCS0	2	179	6845	Full	37.96	37.96	40.41	40.23	320.00	Pass
HE80	MCS0	2	135	6625	Full	77.32	77.32	82.88	83.68	320.00	Pass
HE80	MCS0	2	151	6705	Full	77.32	77.32	83.20	83.04	320.00	Pass
HE80	MCS0	2	167	6785	Full	77.44	77.20	83.20	82.24	320.00	Pass
HE160	MCS0	2	143	6665	Full	157.04	157.04	187.84	232.00	320.00	Pass

U-NII-7 straddle channel MIMO											
Mod.	Data Rate	NTX	CH.	Freq. (MHz)	RU Config.	99% Bandwidth (MHz)		26 dB Bandwidth (MHz)		Emission Bandwidth Limit (MHz)	Pass /Fail
						Ant 9	Ant 8	Ant 9	Ant 8		
HE20	MCS0	2	185	6875	Full	18.93	18.98	21.60	21.60	320.00	Pass
HE40	MCS0	2	187	6885	Full	38.06	37.96	40.41	40.32	320.00	Pass
HE80	MCS0	2	183	6865	Full	77.44	77.44	84.16	83.36	320.00	Pass
HE160	MCS0	2	175	6825	Full	157.28	157.04	205.12	219.52	320.00	Pass

TEST RESULTS DATA
EIRP Power Table

U-NII-7 MIMO															
Mod.	Data Rate	NTX	CH.	Freq. (MHz)	RU Config.	Duty Factor (dB)		Conducted Power (dBm)			DG (dBi)		EIRP Power (dBm)	EIRP Power Limit (dBm)	Pass /Fail
						Ant 9	Ant 8	Ant 9	Ant 8	SUM	Ant 9	Ant 8			
HE20	MCS0	2	117	6535	Full	0.00	0.00	7.60	7.60	10.61	0.50	11.11	24.00	Pass	
HE20	MCS0	2	117	6535	26/0	0.00	0.00	-2.10	-2.40	0.76	0.50	1.26	24.00	Pass	
HE20	MCS0	2	117	6535	52/37	0.00	0.00	0.90	0.50	3.71	0.50	4.21	24.00	Pass	
HE20	MCS0	2	117	6535	106/53	0.00	0.00	4.40	3.90	7.17	0.50	7.67	24.00	Pass	
HE20	MCS0	2	149	6695	Full	0.00	0.00	7.80	7.20	10.52	0.50	11.02	24.00	Pass	
HE20	MCS0	2	149	6695	26/4	0.00	0.00	-0.30	-0.90	2.42	0.50	2.92	24.00	Pass	
HE20	MCS0	2	149	6695	52/38	0.00	0.00	1.50	0.60	4.08	0.50	4.58	24.00	Pass	
HE20	MCS0	2	149	6695	106/53	0.00	0.00	4.60	4.00	7.32	0.50	7.82	24.00	Pass	
HE20	MCS0	2	181	6855	Full	0.00	0.00	7.70	7.30	10.51	0.50	11.01	24.00	Pass	
HE20	MCS0	2	181	6855	26/8	0.00	0.00	-2.10	-2.00	0.96	0.50	1.46	24.00	Pass	
HE20	MCS0	2	181	6855	52/40	0.00	0.00	0.80	0.90	3.86	0.50	4.36	24.00	Pass	
HE20	MCS0	2	181	6855	106/54	0.00	0.00	4.00	3.80	6.91	0.50	7.41	24.00	Pass	
HE40	MCS0	2	123	6565	Full	0.00	0.00	10.20	9.70	12.97	0.50	13.47	24.00	Pass	
HE40	MCS0	2	123	6565	242/61	0.00	0.00	7.30	7.10	10.21	0.50	10.71	24.00	Pass	
HE40	MCS0	2	147	6685	Full	0.00	0.00	10.60	9.60	13.14	0.50	13.64	24.00	Pass	
HE40	MCS0	2	147	6685	242/61	0.00	0.00	7.80	7.00	10.43	0.50	10.93	24.00	Pass	
HE40	MCS0	2	179	6845	Full	0.00	0.00	10.80	10.30	13.57	0.50	14.07	24.00	Pass	
HE40	MCS0	2	179	6845	242/62	0.00	0.00	8.50	8.10	11.31	0.50	11.81	24.00	Pass	
HE80	MCS0	2	135	6625	Full	0.00	0.00	14.00	13.30	16.67	0.50	17.17	24.00	Pass	
HE80	MCS0	2	135	6625	484/65	0.00	0.00	10.80	10.00	13.43	0.50	13.93	24.00	Pass	
HE80	MCS0	2	151	6705	Full	0.00	0.00	13.90	13.20	16.57	0.50	17.07	24.00	Pass	
HE80	MCS0	2	151	6705	484/65	0.00	0.00	11.10	10.00	13.60	0.50	14.10	24.00	Pass	
HE80	MCS0	2	167	6785	Full	0.00	0.00	13.60	12.80	16.23	0.50	16.73	24.00	Pass	
HE80	MCS0	2	167	6785	484/66	0.00	0.00	10.80	10.10	13.47	0.50	13.97	24.00	Pass	
HE160	MCS0	2	143	6665	Full	0.00	0.00	14.10	13.70	16.91	0.50	17.41	24.00	Pass	
HE160	MCS0	2	143	6665	996/67	0.00	0.00	11.70	11.20	14.47	0.50	14.97	24.00	Pass	

U-NII-7 straddle channel MIMO															
Mod.	Data Rate	NTX	CH.	Freq. (MHz)	RU Config.	Duty Factor (dB)		Conducted Power (dBm)			DG (dBi)		EIRP Power (dBm)	EIRP Power Limit (dBm)	Pass /Fail
						Ant 9	Ant 8	Ant 9	Ant 8	SUM	Ant 9	Ant 8			
HE20	MCS0	2	185	6875	Full	0.00	0.00	7.90	7.90	10.91	0.50	11.41	24.00	Pass	
HE20	MCS0	2	185	6875	26/8	0.00	0.00	-2.00	-1.80	1.11	0.50	1.61	24.00	Pass	
HE20	MCS0	2	185	6875	52/40	0.00	0.00	1.10	1.10	4.11	0.50	4.61	24.00	Pass	
HE20	MCS0	2	185	6875	106/54	0.00	0.00	4.00	4.00	7.01	0.50	7.51	24.00	Pass	
HE40	MCS0	2	187	6885	Full	0.00	0.00	10.70	10.20	13.47	0.50	13.97	24.00	Pass	
HE40	MCS0	2	187	6885	242/62	0.00	0.00	7.60	7.10	10.37	0.50	10.87	24.00	Pass	
HE80	MCS0	2	183	6865	Full	0.00	0.00	13.80	13.50	16.66	0.50	17.16	24.00	Pass	
HE80	MCS0	2	183	6865	484/66	0.00	0.00	10.70	10.30	13.51	0.50	14.01	24.00	Pass	
HE160	MCS0	2	175	6825	Full	0.00	0.00	14.40	13.90	17.17	0.50	17.67	24.00	Pass	
HE160	MCS0	2	175	6825	996/67	0.00	0.00	11.60	10.90	14.27	0.50	14.77	24.00	Pass	
HE160	MCS0	2	175	6825	996/S67	0.00	0.00	11.60	11.00	14.32	0.50	14.82	24.00	Pass	

TEST RESULTS DATA
EIRP Power Spectral Density

U-NII-7 MIMO															
Mod.	Data Rate	NTX	CH.	Freq. (MHz)	RU Config.	Duty Factor (dB)		Conducted Power Density with Duty Factor (dBm/MHz)			DG (dBi)		EIRP Power Density (dBm/MHz)	EIRP Power Density Limit (dBm/MHz)	Pass /Fail
						Ant 9	Ant 8	Ant 9	Ant 8	SUM	Ant 9	Ant 8	SUM		
HE20	MCS0	2	117	6535	Full	0.00	0.00			-1.72	0.50	-1.22	-1.00	Pass	
HE20	MCS0	2	117	6535	26/0	0.00	0.00			-2.12	0.50	-1.62	-1.00	Pass	
HE20	MCS0	2	117	6535	52/37	0.00	0.00			-2.11	0.50	-1.61	-1.00	Pass	
HE20	MCS0	2	117	6535	106/53	0.00	0.00			-1.79	0.50	-1.29	-1.00	Pass	
HE20	MCS0	2	149	6695	Full	0.00	0.00			-1.74	0.50	-1.24	-1.00	Pass	
HE20	MCS0	2	149	6695	26/4	0.00	0.00			-1.95	0.50	-1.45	-1.00	Pass	
HE20	MCS0	2	149	6695	52/38	0.00	0.00			-1.80	0.50	-1.30	-1.00	Pass	
HE20	MCS0	2	149	6695	106/53	0.00	0.00			-1.83	0.50	-1.33	-1.00	Pass	
HE20	MCS0	2	181	6855	Full	0.00	0.00			-1.84	0.50	-1.34	-1.00	Pass	
HE20	MCS0	2	181	6855	26/8	0.00	0.00			-2.28	0.50	-1.78	-1.00	Pass	
HE20	MCS0	2	181	6855	52/40	0.00	0.00			-2.16	0.50	-1.66	-1.00	Pass	
HE20	MCS0	2	181	6855	106/54	0.00	0.00			-2.24	0.50	-1.74	-1.00	Pass	
HE40	MCS0	2	123	6565	Full	0.00	0.00			-1.94	0.50	-1.44	-1.00	Pass	
HE40	MCS0	2	123	6565	242/61	0.00	0.00			-2.13	0.50	-1.63	-1.00	Pass	
HE40	MCS0	2	147	6685	Full	0.00	0.00			-1.75	0.50	-1.25	-1.00	Pass	
HE40	MCS0	2	147	6685	242/61	0.00	0.00			-1.96	0.50	-1.46	-1.00	Pass	
HE40	MCS0	2	179	6845	Full	0.00	0.00			-1.53	0.50	-1.03	-1.00	Pass	
HE40	MCS0	2	179	6845	242/62	0.00	0.00			-1.54	0.50	-1.04	-1.00	Pass	
HE80	MCS0	2	135	6625	Full	0.00	0.00			-1.59	0.50	-1.09	-1.00	Pass	
HE80	MCS0	2	135	6625	484/65	0.00	0.00			-1.95	0.50	-1.45	-1.00	Pass	
HE80	MCS0	2	151	6705	Full	0.00	0.00			-1.57	0.50	-1.07	-1.00	Pass	
HE80	MCS0	2	151	6705	484/65	0.00	0.00			-1.74	0.50	-1.24	-1.00	Pass	
HE80	MCS0	2	167	6785	Full	0.00	0.00			-1.68	0.50	-1.18	-1.00	Pass	
HE80	MCS0	2	167	6785	484/66	0.00	0.00			-2.12	0.50	-1.62	-1.00	Pass	
HE160	MCS0	2	143	6665	Full	0.00	0.00			-4.13	0.50	-3.63	-1.00	Pass	
HE160	MCS0	2	143	6665	996/67	0.00	0.00			-4.14	0.50	-3.64	-1.00	Pass	

U-NII-7 straddle channel MIMO															
Mod.	Data Rate	NTX	CH.	Freq. (MHz)	RU Config.	Duty Factor (dB)		Conducted Power Density with Duty Factor (dBm/MHz)			DG (dBi)		EIRP Power Density (dBm/MHz)	EIRP Power Density Limit (dBm/MHz)	Pass /Fail
						Ant 9	Ant 8	Ant 9	Ant 8	SUM	Ant 9	Ant 8	SUM		
HE20	MCS0	2	185	6875	Full	0.00	0.00			-1.67	0.50	-1.17	-1.00	Pass	
HE20	MCS0	2	185	6875	26/8	0.00	0.00			-1.80	0.50	-1.30	-1.00	Pass	
HE20	MCS0	2	185	6875	52/40	0.00	0.00			-1.80	0.50	-1.30	-1.00	Pass	
HE20	MCS0	2	185	6875	106/54	0.00	0.00			-1.95	0.50	-1.45	-1.00	Pass	
HE40	MCS0	2	187	6885	Full	0.00	0.00			-1.88	0.50	-1.38	-1.00	Pass	
HE40	MCS0	2	187	6885	242/62	0.00	0.00			-2.26	0.50	-1.76	-1.00	Pass	
HE80	MCS0	2	183	6865	Full	0.00	0.00			-1.74	0.50	-1.24	-1.00	Pass	
HE80	MCS0	2	183	6865	484/66	0.00	0.00			-1.83	0.50	-1.33	-1.00	Pass	
HE160	MCS0	2	175	6825	Full	0.00	0.00			-3.91	0.50	-3.41	-1.00	Pass	
HE160	MCS0	2	175	6825	996/67	0.00	0.00			-4.07	0.50	-3.57	-1.00	Pass	
HE160	MCS0	2	175	6825	996/S67	0.00	0.00			-4.00	0.50	-3.50	-1.00	Pass	

TEST RESULTS DATA
26dB EBW and 99% OBW

U-NII-8 MIMO											
Mod.	Data Rate	N _{TX}	CH.	Freq. (MHz)	RU Config.	99% Bandwidth (MHz)		26 dB Bandwidth (MHz)		Emission Bandwidth Limit (MHz)	Pass /Fail
						Ant 9	Ant 8	Ant 9	Ant 8		
HE20	MCS0	2	189	6895	Full	18.98	18.98	21.40	21.35	320.00	Pass
HE20	MCS0	2	209	6995	Full	18.98	18.98	21.50	21.45	320.00	Pass
HE20	MCS0	2	233	7115	Full	18.98	18.98	21.60	21.35	320.00	Pass
HE40	MCS0	2	195	6925	Full	37.96	37.96	40.23	40.14	320.00	Pass
HE40	MCS0	2	211	7005	Full	37.96	38.06	40.14	40.50	320.00	Pass
HE40	MCS0	2	227	7085	Full	37.96	37.86	40.68	40.32	320.00	Pass
HE80	MCS0	2	199	6945	Full	77.32	77.44	83.04	83.20	320.00	Pass
HE80	MCS0	2	215	7025	Full	77.20	77.20	82.56	83.36	320.00	Pass
HE160	MCS0	2	207	6985	Full	156.80	156.56	174.08	167.36	320.00	Pass

TEST RESULTS DATA
EIRP Power Table

U-NII-8 MIMO															
Mod.	Data Rate	NTX	CH.	Freq. (MHz)	RU Config.	Duty Factor (dB)		Conducted Power (dBm)			DG (dBi)		EIRP Power (dBm)	EIRP Power Limit (dBm)	Pass /Fail
						Ant 9	Ant 8	Ant 9	Ant 8	SUM	Ant 9	Ant 8	SUM		
HE20	MCS0	2	189	6895	Full	0.00	0.00	8.20	7.90	11.06	0.00	11.06	24.00	Pass	
HE20	MCS0	2	189	6895	26/0	0.00	0.00	-1.60	-2.00	1.21	0.00	1.21	24.00	Pass	
HE20	MCS0	2	189	6895	52/37	0.00	0.00	1.50	1.30	4.41	0.00	4.41	24.00	Pass	
HE20	MCS0	2	189	6895	106/53	0.00	0.00	4.80	4.40	7.61	0.00	7.61	24.00	Pass	
HE20	MCS0	2	209	6995	Full	0.00	0.00	8.40	7.80	11.12	0.00	11.12	24.00	Pass	
HE20	MCS0	2	209	6995	26/4	0.00	0.00	-0.40	-0.40	2.61	0.00	2.61	24.00	Pass	
HE20	MCS0	2	209	6995	52/38	0.00	0.00	1.50	1.70	4.61	0.00	4.61	24.00	Pass	
HE20	MCS0	2	209	6995	106/53	0.00	0.00	5.00	4.60	7.81	0.00	7.81	24.00	Pass	
HE20	MCS0	2	233	7115	Full	0.00	0.00	-6.20	-6.60	-3.39	0.00	-3.39	24.00	Pass	
HE20	MCS0	2	233	7115	26/8	0.00	0.00	-15.30	-15.70	-12.49	0.00	-12.49	24.00	Pass	
HE20	MCS0	2	233	7115	52/40	0.00	0.00	-13.60	-13.80	-10.69	0.00	-10.69	24.00	Pass	
HE20	MCS0	2	233	7115	106/54	0.00	0.00	-11.70	-11.30	-8.49	0.00	-8.49	24.00	Pass	
HE40	MCS0	2	195	6925	Full	0.00	0.00	11.10	10.70	13.91	0.00	13.91	24.00	Pass	
HE40	MCS0	2	195	6925	242/61	0.00	0.00	8.30	7.80	11.07	0.00	11.07	24.00	Pass	
HE40	MCS0	2	211	7005	Full	0.00	0.00	10.90	10.20	13.57	0.00	13.57	24.00	Pass	
HE40	MCS0	2	211	7005	242/62	0.00	0.00	8.00	7.40	10.72	0.00	10.72	24.00	Pass	
HE40	MCS0	2	227	7085	Full	0.00	0.00	11.40	10.60	14.03	0.00	14.03	24.00	Pass	
HE40	MCS0	2	227	7085	242/62	0.00	0.00	9.10	8.20	11.68	0.00	11.68	24.00	Pass	
HE80	MCS0	2	199	6945	Full	0.00	0.00	13.90	13.50	16.71	0.00	16.71	24.00	Pass	
HE80	MCS0	2	199	6945	484/65	0.00	0.00	11.10	10.60	13.87	0.00	13.87	24.00	Pass	
HE80	MCS0	2	215	7025	Full	0.00	0.00	14.00	13.80	16.91	0.00	16.91	24.00	Pass	
HE80	MCS0	2	215	7025	484/66	0.00	0.00	11.30	10.70	14.02	0.00	14.02	24.00	Pass	
HE160	MCS0	2	207	6985	Full	0.00	0.00	14.00	14.00	17.01	0.00	17.01	24.00	Pass	
HE160	MCS0	2	207	6985	996/67	0.00	0.00	11.30	10.80	14.07	0.00	14.07	24.00	Pass	
HE160	MCS0	2	207	6985	996/S67	0.00	0.00	11.50	10.80	14.17	0.00	14.17	24.00	Pass	

TEST RESULTS DATA
EIRP Power Spectral Density

U-NII-8 MIMO															
Mod.	Data Rate	NTX	CH.	Freq. (MHz)	RU Config.	Duty Factor (dB)		Conducted Power Density with Duty Factor (dBm/MHz)			DG (dBi)		EIRP Power Density (dBm/MHz)	EIRP Power Density Limit (dBm/MHz)	Pass /Fail
						Ant 9	Ant 8	Ant 9	Ant 8	SUM	Ant 9	Ant 8	SUM		
HE20	MCS0	2	189	6895	Full	0.00	0.00			-1.33	0.00	-1.33	-1.00	Pass	
HE20	MCS0	2	189	6895	26/0	0.00	0.00			-1.77	0.00	-1.77	-1.00	Pass	
HE20	MCS0	2	189	6895	52/37	0.00	0.00			-1.66	0.00	-1.66	-1.00	Pass	
HE20	MCS0	2	189	6895	106/53	0.00	0.00			-1.61	0.00	-1.61	-1.00	Pass	
HE20	MCS0	2	209	6995	Full	0.00	0.00			-1.33	0.00	-1.33	-1.00	Pass	
HE20	MCS0	2	209	6995	26/4	0.00	0.00			-1.48	0.00	-1.48	-1.00	Pass	
HE20	MCS0	2	209	6995	52/38	0.00	0.00			-1.41	0.00	-1.41	-1.00	Pass	
HE20	MCS0	2	209	6995	106/53	0.00	0.00			-1.45	0.00	-1.45	-1.00	Pass	
HE20	MCS0	2	233	7115	Full	0.00	0.00			-14.98	0.00	-14.98	-1.00	Pass	
HE20	MCS0	2	233	7115	26/8	0.00	0.00			-15.06	0.00	-15.06	-1.00	Pass	
HE20	MCS0	2	233	7115	52/40	0.00	0.00			-15.46	0.00	-15.46	-1.00	Pass	
HE20	MCS0	2	233	7115	106/54	0.00	0.00			-17.49	0.00	-17.49	-1.00	Pass	
HE40	MCS0	2	195	6925	Full	0.00	0.00			-1.12	0.00	-1.12	-1.00	Pass	
HE40	MCS0	2	195	6925	242/61	0.00	0.00			-1.52	0.00	-1.52	-1.00	Pass	
HE40	MCS0	2	211	7005	Full	0.00	0.00			-1.41	0.00	-1.41	-1.00	Pass	
HE40	MCS0	2	211	7005	242/62	0.00	0.00			-1.84	0.00	-1.84	-1.00	Pass	
HE40	MCS0	2	227	7085	Full	0.00	0.00			-1.32	0.00	-1.32	-1.00	Pass	
HE40	MCS0	2	227	7085	242/62	0.00	0.00			-1.62	0.00	-1.62	-1.00	Pass	
HE80	MCS0	2	199	6945	Full	0.00	0.00			-1.39	0.00	-1.39	-1.00	Pass	
HE80	MCS0	2	199	6945	484/65	0.00	0.00			-1.46	0.00	-1.46	-1.00	Pass	
HE80	MCS0	2	215	7025	Full	0.00	0.00			-1.32	0.00	-1.32	-1.00	Pass	
HE80	MCS0	2	215	7025	484/66	0.00	0.00			-1.41	0.00	-1.41	-1.00	Pass	
HE160	MCS0	2	207	6985	Full	0.00	0.00			-4.17	0.00	-4.17	-1.00	Pass	
HE160	MCS0	2	207	6985	996/67	0.00	0.00			-4.25	0.00	-4.25	-1.00	Pass	
HE160	MCS0	2	207	6985	996/S67	0.00	0.00			-4.31	0.00	-4.31	-1.00	Pass	

<Standard Client>

TEST RESULTS DATA
EIRP Power Table

U-NII-5 MIMO														
Mod.	Data Rate	NTX	CH.	Freq. (MHz)	Duty Factor (dB)		Conducted Power (dBm)			DG (dBi)		EIRP Power (dBm)	EIRP Power Limit (dBm)	Pass /Fail
					Ant 9	Ant 8	Ant 9	Ant 8	SUM	Ant 9	Ant 8	SUM		
HT20	MCS0	2	001	5955	0.00	0.00	13.30	12.80	16.07	0.85	0.85	16.92	30.00	Pass
HT20	MCS0	2	049	6195	0.00	0.00	13.10	11.70	15.47	0.85	0.85	16.32	30.00	Pass
HT20	MCS0	2	093	6415	0.00	0.00	13.00	12.40	15.72	0.85	0.85	16.57	30.00	Pass
HT40	MCS0	2	003	5965	0.00	0.00	13.00	12.60	15.81	0.85	0.85	16.66	30.00	Pass
HT40	MCS0	2	051	6205	0.00	0.00	13.00	11.60	15.37	0.85	0.85	16.22	30.00	Pass
HT40	MCS0	2	091	6405	0.00	0.00	13.00	12.70	15.86	0.85	0.85	16.71	30.00	Pass
VHT20	MCS0	2	001	5955	0.00	0.00	13.30	12.80	16.07	0.85	0.85	16.92	30.00	Pass
VHT20	MCS0	2	049	6195	0.00	0.00	13.10	11.70	15.47	0.85	0.85	16.32	30.00	Pass
VHT20	MCS0	2	093	6415	0.00	0.00	13.00	12.40	15.72	0.85	0.85	16.57	30.00	Pass
VHT40	MCS0	2	003	5965	0.00	0.00	13.00	12.60	15.81	0.85	0.85	16.66	30.00	Pass
VHT40	MCS0	2	051	6205	0.00	0.00	13.00	11.60	15.37	0.85	0.85	16.22	30.00	Pass
VHT40	MCS0	2	091	6405	0.00	0.00	13.00	12.70	15.86	0.85	0.85	16.71	30.00	Pass
VHT80	MCS0	2	007	5985	0.00	0.00	13.00	12.60	15.81	0.85	0.85	16.66	30.00	Pass
VHT80	MCS0	2	055	6225	0.00	0.00	13.20	12.20	15.74	0.85	0.85	16.59	30.00	Pass
VHT80	MCS0	2	087	6385	0.00	0.00	12.80	12.20	15.52	0.85	0.85	16.37	30.00	Pass
VHT160	MCS0	2	015	6025	0.00	0.00	13.10	12.40	15.77	0.85	0.85	16.62	30.00	Pass
VHT160	MCS0	2	047	6185	0.00	0.00	12.90	11.90	15.44	0.85	0.85	16.29	30.00	Pass
VHT160	MCS0	2	079	6345	0.00	0.00	13.00	12.40	15.72	0.85	0.85	16.57	30.00	Pass

TEST RESULTS DATA
EIRP Power Table

U-NII-7 MIMO														
Mod.	Data Rate	NTX	CH.	Freq. (MHz)	Duty Factor (dB)		Conducted Power (dBm)			DG (dBi)		EIRP Power (dBm)	EIRP Power Limit (dBm)	Pass /Fail
					Ant 9	Ant 8	Ant 9	Ant 8	SUM	Ant 9	Ant 8	SUM		
HT20	MCS0	2	117	6535	0.00	0.00	13.70	13.50	16.61	0.50		17.11	30.00	Pass
HT20	MCS0	2	149	6695	0.00	0.00	14.10	13.40	16.77	0.50		17.27	30.00	Pass
HT20	MCS0	2	181	6855	0.00	0.00	14.10	13.50	16.82	0.50		17.32	30.00	Pass
HT40	MCS0	2	123	6565	0.00	0.00	13.90	13.50	16.71	0.50		17.21	30.00	Pass
HT40	MCS0	2	147	6685	0.00	0.00	14.10	13.50	16.82	0.50		17.32	30.00	Pass
HT40	MCS0	2	179	6845	0.00	0.00	14.00	13.60	16.81	0.50		17.31	30.00	Pass
VHT20	MCS0	2	117	6535	0.00	0.00	13.70	13.50	16.61	0.50		17.11	30.00	Pass
VHT20	MCS0	2	149	6695	0.00	0.00	14.10	13.40	16.77	0.50		17.27	30.00	Pass
VHT20	MCS0	2	181	6855	0.00	0.00	14.10	13.50	16.82	0.50		17.32	30.00	Pass
VHT40	MCS0	2	123	6565	0.00	0.00	13.90	13.50	16.71	0.50		17.21	30.00	Pass
VHT40	MCS0	2	147	6685	0.00	0.00	14.10	13.50	16.82	0.50		17.32	30.00	Pass
VHT40	MCS0	2	179	6845	0.00	0.00	14.00	13.60	16.81	0.50		17.31	30.00	Pass
VHT80	MCS0	2	135	6625	0.00	0.00	13.90	13.20	16.57	0.50		17.07	30.00	Pass
VHT80	MCS0	2	151	6705	0.00	0.00	13.80	13.10	16.47	0.50		16.97	30.00	Pass
VHT80	MCS0	2	167	6785	0.00	0.00	14.40	13.70	17.07	0.50		17.57	30.00	Pass
VHT160	MCS0	2	143	6665	0.00	0.00	14.00	13.60	16.81	0.50		17.31	30.00	Pass

U-NII-7 straddle channel MIMO														
Mod.	Data Rate	NTX	CH.	Freq. (MHz)	Duty Factor (dB)		Conducted Power (dBm)			DG (dBi)		EIRP Power (dBm)	EIRP Power Limit (dBm)	Pass /Fail
					Ant 9	Ant 8	Ant 9	Ant 8	SUM	Ant 9	Ant 8	SUM		
HT20	MCS0	2	185	6875	0.00	0.00	13.90	13.60	16.76	0.50		17.26	30.00	Pass
HT40	MCS0	2	187	6885	0.00	0.00	13.90	13.70	16.81	0.50		17.31	30.00	Pass
VHT20	MCS0	2	185	6875	0.00	0.00	13.90	13.60	16.76	0.50		17.26	30.00	Pass
VHT40	MCS0	2	187	6885	0.00	0.00	13.90	13.70	16.81	0.50		17.31	30.00	Pass
VHT80	MCS0	2	183	6865	0.00	0.00	13.70	13.40	16.56	0.50		17.06	30.00	Pass
VHT160	MCS0	2	175	6825	0.00	0.00	14.00	13.80	16.91	0.50		17.41	30.00	Pass

TEST RESULTS DATA
26dB and 99% OBW

U-NII-5 MIMO											
Mod.	Data Rate	NTX	CH.	Freq. (MHz)	RU Config.	99% Bandwidth (MHz)		26 dB Bandwidth (MHz)		Emission Bandwidth Limit (MHz)	Pass /Fail
						Ant 9	Ant 8	Ant 9	Ant 8		
HE20	MCS0	2	001	5955	Full	19.48	19.33	37.40	34.70	320.00	Pass
HE20	MCS0	2	049	6195	Full	19.28	19.28	34.60	32.00	320.00	Pass
HE20	MCS0	2	093	6415	Full	19.03	19.53	23.40	36.20	320.00	Pass
HE40	MCS0	2	003	5965	Full	38.56	38.26	72.09	53.19	320.00	Pass
HE40	MCS0	2	051	6205	Full	38.46	38.46	65.16	66.69	320.00	Pass
HE40	MCS0	2	091	6405	Full	38.06	38.46	40.95	62.91	320.00	Pass
HE80	MCS0	2	007	5985	Full	77.80	77.44	142.40	115.68	320.00	Pass
HE80	MCS0	2	055	6225	Full	77.44	77.68	107.52	113.44	320.00	Pass
HE80	MCS0	2	087	6385	Full	77.56	77.68	87.52	135.68	320.00	Pass
HE160	MCS0	2	015	6025	Full	157.52	157.04	249.92	169.60	320.00	Pass
HE160	MCS0	2	047	6185	Full	156.80	157.04	183.36	222.72	320.00	Pass
HE160	MCS0	2	079	6345	Full	156.56	157.04	168.00	180.80	320.00	Pass

TEST RESULTS DATA
EIRP Power Table

U-NII-5 MIMO															
Mod.	Data Rate	NTX	CH.	Freq. (MHz)	RU Config.	Duty Factor (dB)		Conducted Power (dBm)			DG (dBi)		EIRP Power (dBm)	EIRP Power Limit (dBm)	Pass /Fail
						Ant 9	Ant 8	Ant 9	Ant 8	SUM	Ant 9	Ant 8	SUM		
HE20	MCS0	2	001	5955	Full	0.00	0.00	13.40	12.90	16.17	0.85	17.02	30.00	Pass	
HE20	MCS0	2	001	5955	26/0	0.00	0.00	3.50	3.00	6.27	0.85	7.12	30.00	Pass	
HE20	MCS0	2	001	5955	52/37	0.00	0.00	6.50	6.40	9.46	0.85	10.31	30.00	Pass	
HE20	MCS0	2	001	5955	106/53	0.00	0.00	9.50	9.40	12.46	0.85	13.31	30.00	Pass	
HE20	MCS0	2	049	6195	Full	0.00	0.00	13.20	11.80	15.57	0.85	16.42	30.00	Pass	
HE20	MCS0	2	049	6195	26/4	0.00	0.00	4.50	3.20	6.91	0.85	7.76	30.00	Pass	
HE20	MCS0	2	049	6195	52/38	0.00	0.00	6.20	5.70	8.97	0.85	9.82	30.00	Pass	
HE20	MCS0	2	049	6195	106/53	0.00	0.00	9.20	8.20	11.74	0.85	12.59	30.00	Pass	
HE20	MCS0	2	093	6415	Full	0.00	0.00	13.10	12.50	15.82	0.85	16.67	30.00	Pass	
HE20	MCS0	2	093	6415	26/8	0.00	0.00	3.10	3.20	6.16	0.85	7.01	30.00	Pass	
HE20	MCS0	2	093	6415	52/40	0.00	0.00	6.20	6.20	9.21	0.85	10.06	30.00	Pass	
HE20	MCS0	2	093	6415	106/54	0.00	0.00	9.40	8.90	12.17	0.85	13.02	30.00	Pass	
HE40	MCS0	2	003	5965	Full	0.00	0.00	13.10	12.70	15.91	0.85	16.76	30.00	Pass	
HE40	MCS0	2	003	5965	242/61	0.00	0.00	10.50	9.80	13.17	0.85	14.02	30.00	Pass	
HE40	MCS0	2	051	6205	Full	0.00	0.00	13.10	11.70	15.47	0.85	16.32	30.00	Pass	
HE40	MCS0	2	051	6205	242/61	0.00	0.00	10.00	8.80	12.45	0.85	13.30	30.00	Pass	
HE40	MCS0	2	091	6405	Full	0.00	0.00	13.10	12.80	15.96	0.85	16.81	30.00	Pass	
HE40	MCS0	2	091	6405	242/62	0.00	0.00	10.20	9.80	13.01	0.85	13.86	30.00	Pass	
HE80	MCS0	2	007	5985	Full	0.00	0.00	13.10	12.70	15.91	0.85	16.76	30.00	Pass	
HE80	MCS0	2	007	5985	484/65	0.00	0.00	10.30	9.40	12.88	0.85	13.73	30.00	Pass	
HE80	MCS0	2	055	6225	Full	0.00	0.00	13.30	12.30	15.84	0.85	16.69	30.00	Pass	
HE80	MCS0	2	055	6225	484/65	0.00	0.00	10.20	9.20	12.74	0.85	13.59	30.00	Pass	
HE80	MCS0	2	087	6385	Full	0.00	0.00	12.90	12.30	15.62	0.85	16.47	30.00	Pass	
HE80	MCS0	2	087	6385	484/66	0.00	0.00	9.80	9.40	12.61	0.85	13.46	30.00	Pass	
HE160	MCS0	2	015	6025	Full	0.00	0.00	13.20	12.50	15.87	0.85	16.72	30.00	Pass	
HE160	MCS0	2	015	6025	996/67	0.00	0.00	10.40	9.50	12.98	0.85	13.83	30.00	Pass	
HE160	MCS0	2	047	6185	Full	0.00	0.00	13.00	12.00	15.54	0.85	16.39	30.00	Pass	
HE160	MCS0	2	047	6185	996/67	0.00	0.00	10.30	9.60	12.97	0.85	13.82	30.00	Pass	
HE160	MCS0	2	079	6345	Full	0.00	0.00	13.10	12.50	15.82	0.85	16.67	30.00	Pass	
HE160	MCS0	2	079	6345	996/S67	0.00	0.00	10.00	9.40	12.72	0.85	13.57	30.00	Pass	

TEST RESULTS DATA
EIRP Power Spectral Density

U-NII-5 MIMO															
Mod.	Data Rate	NTX	CH.	Freq. (MHz)	RU Config.	Duty Factor (dB)		Conducted Power Density with Duty Factor (dBm/MHz)			DG (dBi)		EIRP Power Density (dBm/MHz)	EIRP Power Density Limit (dBm/MHz)	Pass /Fail
						Ant 9	Ant 8	Ant 9	Ant 8	SUM	Ant 9	Ant 8	SUM		
HE20	MCS0	2	001	5955	Full	0.00	0.00			3.82	0.85	4.67	17.00	Pass	
HE20	MCS0	2	001	5955	26/0	0.00	0.00			3.36	0.85	4.21	17.00	Pass	
HE20	MCS0	2	001	5955	52/37	0.00	0.00			3.63	0.85	4.48	17.00	Pass	
HE20	MCS0	2	001	5955	106/53	0.00	0.00			3.59	0.85	4.44	17.00	Pass	
HE20	MCS0	2	049	6195	Full	0.00	0.00			3.29	0.85	4.14	17.00	Pass	
HE20	MCS0	2	049	6195	26/4	0.00	0.00			3.16	0.85	4.01	17.00	Pass	
HE20	MCS0	2	049	6195	52/38	0.00	0.00			3.19	0.85	4.04	17.00	Pass	
HE20	MCS0	2	049	6195	106/53	0.00	0.00			3.17	0.85	4.02	17.00	Pass	
HE20	MCS0	2	093	6415	Full	0.00	0.00			3.66	0.85	4.51	17.00	Pass	
HE20	MCS0	2	093	6415	26/8	0.00	0.00			3.24	0.85	4.09	17.00	Pass	
HE20	MCS0	2	093	6415	52/40	0.00	0.00			3.28	0.85	4.13	17.00	Pass	
HE20	MCS0	2	093	6415	106/54	0.00	0.00			3.35	0.85	4.20	17.00	Pass	
HE40	MCS0	2	003	5965	Full	0.00	0.00			0.91	0.85	1.76	17.00	Pass	
HE40	MCS0	2	003	5965	242/61	0.00	0.00			0.63	0.85	1.48	17.00	Pass	
HE40	MCS0	2	051	6205	Full	0.00	0.00			0.50	0.85	1.35	17.00	Pass	
HE40	MCS0	2	051	6205	242/61	0.00	0.00			0.30	0.85	1.15	17.00	Pass	
HE40	MCS0	2	091	6405	Full	0.00	0.00			1.03	0.85	1.88	17.00	Pass	
HE40	MCS0	2	091	6405	242/62	0.00	0.00			0.73	0.85	1.58	17.00	Pass	
HE80	MCS0	2	007	5985	Full	0.00	0.00			-2.13	0.85	-1.28	17.00	Pass	
HE80	MCS0	2	007	5985	484/65	0.00	0.00			-2.41	0.85	-1.56	17.00	Pass	
HE80	MCS0	2	055	6225	Full	0.00	0.00			-2.04	0.85	-1.19	17.00	Pass	
HE80	MCS0	2	055	6225	484/65	0.00	0.00			-2.24	0.85	-1.39	17.00	Pass	
HE80	MCS0	2	087	6385	Full	0.00	0.00			-2.34	0.85	-1.49	17.00	Pass	
HE80	MCS0	2	087	6385	484/66	0.00	0.00			-2.47	0.85	-1.62	17.00	Pass	
HE160	MCS0	2	015	6025	Full	0.00	0.00			-5.09	0.85	-4.24	17.00	Pass	
HE160	MCS0	2	015	6025	996/67	0.00	0.00			-5.59	0.85	-4.74	17.00	Pass	
HE160	MCS0	2	047	6185	Full	0.00	0.00			-5.36	0.85	-4.51	17.00	Pass	
HE160	MCS0	2	047	6185	996/67	0.00	0.00			-5.40	0.85	-4.55	17.00	Pass	
HE160	MCS0	2	079	6345	Full	0.00	0.00			-4.96	0.85	-4.11	17.00	Pass	
HE160	MCS0	2	079	6345	996/S67	0.00	0.00			-5.15	0.85	-4.30	17.00	Pass	

TEST RESULTS DATA
26dB and 99% OBW

U-NII-7 MIMO											
Mod.	Data Rate	NTX	CH.	Freq. (MHz)	RU Config.	99% Bandwidth (MHz)		26 dB Bandwidth (MHz)		Emission Bandwidth Limit (MHz)	Pass /Fail
						Ant 9	Ant 8	Ant 9	Ant 8		
HE20	MCS0	2	117	6535	Full	19.03	19.48	25.85	32.40	320.00	Pass
HE20	MCS0	2	149	6695	Full	19.48	19.53	37.40	37.15	320.00	Pass
HE20	MCS0	2	181	6855	Full	18.98	18.98	21.50	22.30	320.00	Pass
HE40	MCS0	2	123	6565	Full	38.26	38.56	49.41	60.30	320.00	Pass
HE40	MCS0	2	147	6685	Full	38.56	38.46	69.21	57.78	320.00	Pass
HE40	MCS0	2	179	6845	Full	37.96	38.06	40.32	40.59	320.00	Pass
HE80	MCS0	2	135	6625	Full	77.56	77.56	130.40	110.88	320.00	Pass
HE80	MCS0	2	151	6705	Full	77.68	77.44	109.60	123.20	320.00	Pass
HE80	MCS0	2	167	6785	Full	77.44	77.20	82.72	83.84	320.00	Pass
HE160	MCS0	2	143	6665	Full	157.04	157.04	187.84	232.00	320.00	Pass

U-NII-7 straddle channel MIMO											
Mod.	Data Rate	NTX	CH.	Freq. (MHz)	RU Config.	99% Bandwidth (MHz)		26 dB Bandwidth (MHz)		Emission Bandwidth Limit (MHz)	Pass /Fail
						Ant 9	Ant 8	Ant 9	Ant 8		
HE20	MCS0	2	185	6875	Full	19.33	19.43	35.65	37.50	320.00	Pass
HE40	MCS0	2	187	6885	Full	38.66	38.76	67.77	65.97	320.00	Pass
HE80	MCS0	2	183	6865	Full	77.68	77.56	106.56	129.44	320.00	Pass
HE160	MCS0	2	175	6825	Full	157.28	157.04	205.12	219.52	320.00	Pass

TEST RESULTS DATA
EIRP Power Table

U-NII-7 MIMO															
Mod.	Data Rate	NTX	CH.	Freq. (MHz)	RU Config.	Duty Factor (dB)		Conducted Power (dBm)			DG (dBi)		EIRP Power (dBm)	EIRP Power Limit (dBm)	Pass /Fail
						Ant 9	Ant 8	Ant 9	Ant 8	SUM	Ant 9	Ant 8			
HE20	MCS0	2	117	6535	Full	0.00	0.00	13.80	13.60	16.71	0.50	17.21	30.00	Pass	
HE20	MCS0	2	117	6535	26/0	0.00	0.00	4.00	4.30	7.16	0.50	7.66	30.00	Pass	
HE20	MCS0	2	117	6535	52/37	0.00	0.00	7.10	7.10	10.11	0.50	10.61	30.00	Pass	
HE20	MCS0	2	117	6535	106/53	0.00	0.00	10.40	10.10	13.26	0.50	13.76	30.00	Pass	
HE20	MCS0	2	149	6695	Full	0.00	0.00	14.20	13.50	16.87	0.50	17.37	30.00	Pass	
HE20	MCS0	2	149	6695	26/4	0.00	0.00	5.50	5.40	8.46	0.50	8.96	30.00	Pass	
HE20	MCS0	2	149	6695	52/38	0.00	0.00	7.60	6.90	10.27	0.50	10.77	30.00	Pass	
HE20	MCS0	2	149	6695	106/53	0.00	0.00	11.00	10.20	13.63	0.50	14.13	30.00	Pass	
HE20	MCS0	2	181	6855	Full	0.00	0.00	14.20	13.60	16.92	0.50	17.42	30.00	Pass	
HE20	MCS0	2	181	6855	26/8	0.00	0.00	4.30	4.30	7.31	0.50	7.81	30.00	Pass	
HE20	MCS0	2	181	6855	52/40	0.00	0.00	7.30	7.20	10.26	0.50	10.76	30.00	Pass	
HE20	MCS0	2	181	6855	106/54	0.00	0.00	10.60	10.20	13.41	0.50	13.91	30.00	Pass	
HE40	MCS0	2	123	6565	Full	0.00	0.00	14.00	13.70	16.86	0.50	17.36	30.00	Pass	
HE40	MCS0	2	123	6565	242/61	0.00	0.00	11.40	10.80	14.12	0.50	14.62	30.00	Pass	
HE40	MCS0	2	147	6685	Full	0.00	0.00	14.20	13.60	16.92	0.50	17.42	30.00	Pass	
HE40	MCS0	2	147	6685	242/61	0.00	0.00	11.50	10.70	14.13	0.50	14.63	30.00	Pass	
HE40	MCS0	2	179	6845	Full	0.00	0.00	14.10	13.70	16.91	0.50	17.41	30.00	Pass	
HE40	MCS0	2	179	6845	242/62	0.00	0.00	11.50	11.10	14.31	0.50	14.81	30.00	Pass	
HE80	MCS0	2	135	6625	Full	0.00	0.00	14.00	13.30	16.67	0.50	17.17	30.00	Pass	
HE80	MCS0	2	135	6625	484/65	0.00	0.00	10.80	10.00	13.43	0.50	13.93	30.00	Pass	
HE80	MCS0	2	151	6705	Full	0.00	0.00	13.90	13.20	16.57	0.50	17.07	30.00	Pass	
HE80	MCS0	2	151	6705	484/65	0.00	0.00	11.10	10.00	13.60	0.50	14.10	30.00	Pass	
HE80	MCS0	2	167	6785	Full	0.00	0.00	14.50	13.80	17.17	0.50	17.67	30.00	Pass	
HE80	MCS0	2	167	6785	484/66	0.00	0.00	11.80	11.20	14.52	0.50	15.02	30.00	Pass	
HE160	MCS0	2	143	6665	Full	0.00	0.00	14.10	13.70	16.91	0.50	17.41	30.00	Pass	
HE160	MCS0	2	143	6665	996/67	0.00	0.00	11.70	11.20	14.47	0.50	14.97	30.00	Pass	

U-NII-7 straddle channel MIMO															
Mod.	Data Rate	NTX	CH.	Freq. (MHz)	RU Config.	Duty Factor (dB)		Conducted Power (dBm)			DG (dBi)		EIRP Power (dBm)	EIRP Power Limit (dBm)	Pass /Fail
						Ant 9	Ant 8	Ant 9	Ant 8	SUM	Ant 9	Ant 8			
HE20	MCS0	2	185	6875	Full	0.00	0.00	14.00	13.70	16.86	0.50	17.36	30.00	Pass	
HE20	MCS0	2	185	6875	26/8	0.00	0.00	4.50	4.50	7.51	0.50	8.01	30.00	Pass	
HE20	MCS0	2	185	6875	52/40	0.00	0.00	6.70	6.70	9.71	0.50	10.21	30.00	Pass	
HE20	MCS0	2	185	6875	106/54	0.00	0.00	10.30	10.10	13.21	0.50	13.71	30.00	Pass	
HE40	MCS0	2	187	6885	Full	0.00	0.00	14.00	13.80	16.91	0.50	17.41	30.00	Pass	
HE40	MCS0	2	187	6885	242/62	0.00	0.00	10.90	10.80	13.86	0.50	14.36	30.00	Pass	
HE80	MCS0	2	183	6865	Full	0.00	0.00	13.80	13.50	16.66	0.50	17.16	30.00	Pass	
HE80	MCS0	2	183	6865	484/66	0.00	0.00	10.70	10.30	13.51	0.50	14.01	30.00	Pass	
HE160	MCS0	2	175	6825	Full	0.00	0.00	14.40	13.90	17.17	0.50	17.67	30.00	Pass	
HE160	MCS0	2	175	6825	996/67	0.00	0.00	11.60	10.90	14.27	0.50	14.77	30.00	Pass	
HE160	MCS0	2	175	6825	996/S67	0.00	0.00	11.60	11.00	14.32	0.50	14.82	30.00	Pass	

TEST RESULTS DATA
EIRP Power Spectral Density

U-NII-7 MIMO															
Mod.	Data Rate	NTX	CH.	Freq. (MHz)	RU Config.	Duty Factor (dB)		Conducted Power Density with Duty Factor (dBm/MHz)			DG (dBi)		EIRP Power Density (dBm/MHz)	EIRP Power Density Limit (dBm/MHz)	Pass /Fail
						Ant 9	Ant 8	Ant 9	Ant 8	SUM	Ant 9	Ant 8			
HE20	MCS0	2	117	6535	Full	0.00	0.00			4.54	0.50	5.04	17.00	Pass	
HE20	MCS0	2	117	6535	26/0	0.00	0.00			4.26	0.50	4.76	17.00	Pass	
HE20	MCS0	2	117	6535	52/37	0.00	0.00			4.31	0.50	4.81	17.00	Pass	
HE20	MCS0	2	117	6535	106/53	0.00	0.00			4.35	0.50	4.85	17.00	Pass	
HE20	MCS0	2	149	6695	Full	0.00	0.00			4.75	0.50	5.25	17.00	Pass	
HE20	MCS0	2	149	6695	26/4	0.00	0.00			4.52	0.50	5.02	17.00	Pass	
HE20	MCS0	2	149	6695	52/38	0.00	0.00			4.48	0.50	4.98	17.00	Pass	
HE20	MCS0	2	149	6695	106/53	0.00	0.00			4.66	0.50	5.16	17.00	Pass	
HE20	MCS0	2	181	6855	Full	0.00	0.00			4.58	0.50	5.08	17.00	Pass	
HE20	MCS0	2	181	6855	26/8	0.00	0.00			4.16	0.50	4.66	17.00	Pass	
HE20	MCS0	2	181	6855	52/40	0.00	0.00			4.17	0.50	4.67	17.00	Pass	
HE20	MCS0	2	181	6855	106/54	0.00	0.00			4.29	0.50	4.79	17.00	Pass	
HE40	MCS0	2	123	6565	Full	0.00	0.00			1.89	0.50	2.39	17.00	Pass	
HE40	MCS0	2	123	6565	242/61	0.00	0.00			1.74	0.50	2.24	17.00	Pass	
HE40	MCS0	2	147	6685	Full	0.00	0.00			1.84	0.50	2.34	17.00	Pass	
HE40	MCS0	2	147	6685	242/61	0.00	0.00			1.67	0.50	2.17	17.00	Pass	
HE40	MCS0	2	179	6845	Full	0.00	0.00			1.80	0.50	2.30	17.00	Pass	
HE40	MCS0	2	179	6845	242/62	0.00	0.00			1.50	0.50	2.00	17.00	Pass	
HE80	MCS0	2	135	6625	Full	0.00	0.00			-1.59	0.50	-1.09	17.00	Pass	
HE80	MCS0	2	135	6625	484/65	0.00	0.00			-1.95	0.50	-1.45	17.00	Pass	
HE80	MCS0	2	151	6705	Full	0.00	0.00			-1.57	0.50	-1.07	17.00	Pass	
HE80	MCS0	2	151	6705	484/65	0.00	0.00			-1.74	0.50	-1.24	17.00	Pass	
HE80	MCS0	2	167	6785	Full	0.00	0.00			-0.64	0.50	-0.14	17.00	Pass	
HE80	MCS0	2	167	6785	484/66	0.00	0.00			-1.11	0.50	-0.61	17.00	Pass	
HE160	MCS0	2	143	6665	Full	0.00	0.00			-4.13	0.50	-3.63	17.00	Pass	
HE160	MCS0	2	143	6665	996/67	0.00	0.00			-4.14	0.50	-3.64	17.00	Pass	

U-NII-7 straddle channel MIMO															
Mod.	Data Rate	NTX	CH.	Freq. (MHz)	RU Config.	Duty Factor (dB)		Conducted Power Density with Duty Factor (dBm/MHz)			DG (dBi)		EIRP Power Density (dBm/MHz)	EIRP Power Density Limit (dBm/MHz)	Pass /Fail
						Ant 9	Ant 8	Ant 9	Ant 8	SUM	Ant 9	Ant 8			
HE20	MCS0	2	185	6875	Full	0.00	0.00			4.59	0.50	5.09	17.00	Pass	
HE20	MCS0	2	185	6875	26/8	0.00	0.00			4.44	0.50	4.94	17.00	Pass	
HE20	MCS0	2	185	6875	52/40	0.00	0.00			3.91	0.50	4.41	17.00	Pass	
HE20	MCS0	2	185	6875	106/54	0.00	0.00			4.43	0.50	4.93	17.00	Pass	
HE40	MCS0	2	187	6885	Full	0.00	0.00			1.69	0.50	2.19	17.00	Pass	
HE40	MCS0	2	187	6885	242/62	0.00	0.00			1.24	0.50	1.74	17.00	Pass	
HE80	MCS0	2	183	6865	Full	0.00	0.00			-1.74	0.50	-1.24	17.00	Pass	
HE80	MCS0	2	183	6865	484/66	0.00	0.00			-1.83	0.50	-1.33	17.00	Pass	
HE160	MCS0	2	175	6825	Full	0.00	0.00			-3.91	0.50	-3.41	17.00	Pass	
HE160	MCS0	2	175	6825	996/67	0.00	0.00			-4.07	0.50	-3.57	17.00	Pass	
HE160	MCS0	2	175	6825	996/S67	0.00	0.00			-4.00	0.50	-3.50	17.00	Pass	

<CDD Mode>
<Indoor Client>

TEST RESULTS DATA
26dB and 99% OBW

U-NII-5 MIMO										
Mod.	Data Rate	NTX	CH.	Freq. (MHz)	99% Bandwidth (MHz)		26 dB Bandwidth (MHz)		Emission Bandwidth Limit (MHz)	Pass /Fail
					Ant 9	Ant 8	Ant 9	Ant 8		
11a	6Mbps	2	001	5955	16.63	16.58	20.65	20.40	320.00	Pass
11a	6Mbps	2	049	6195	16.58	16.58	19.70	20.40	320.00	Pass
11a	6Mbps	2	093	6415	16.68	16.53	20.35	20.85	320.00	Pass

TEST RESULTS DATA
EIRP Power Table

U-NII-5 MIMO														
Mod.	Data Rate	NTX	CH.	Freq. (MHz)	Duty Factor (dB)		Conducted Power (dBm)			DG (dBi)		EIRP Power (dBm)	EIRP Power Limit (dBm)	Pass /Fail
					Ant 9	Ant 8	Ant 9	Ant 8	SUM	Ant 9	Ant 8			
11a	6Mbps	2	001	5955	0.04	0.04	4.40	4.10	7.26	1.25	8.51	24.00	Pass	
11a	6Mbps	2	049	6195	0.04	0.04	4.30	3.10	6.75	1.25	8.00	24.00	Pass	
11a	6Mbps	2	093	6415	0.04	0.04	3.50	3.40	6.46	1.25	7.71	24.00	Pass	
HT20	MCS0	2	001	5955	0.00	0.00	4.20	3.70	6.97	1.25	8.22	24.00	Pass	
HT20	MCS0	2	049	6195	0.00	0.00	4.70	3.60	7.20	1.25	8.45	24.00	Pass	
HT20	MCS0	2	093	6415	0.00	0.00	4.20	3.70	6.97	1.25	8.22	24.00	Pass	
HT40	MCS0	2	003	5965	0.00	0.00	6.80	6.40	9.61	1.25	10.86	24.00	Pass	
HT40	MCS0	2	051	6205	0.00	0.00	7.00	6.10	9.58	1.25	10.83	24.00	Pass	
HT40	MCS0	2	091	6405	0.00	0.00	6.50	6.40	9.46	1.25	10.71	24.00	Pass	
VHT20	MCS0	2	001	5955	0.00	0.00	4.20	3.70	6.97	1.25	8.22	24.00	Pass	
VHT20	MCS0	2	049	6195	0.00	0.00	4.70	3.60	7.20	1.25	8.45	24.00	Pass	
VHT20	MCS0	2	093	6415	0.00	0.00	4.20	3.70	6.97	1.25	8.22	24.00	Pass	
VHT40	MCS0	2	003	5965	0.00	0.00	6.80	6.40	9.61	1.25	10.86	24.00	Pass	
VHT40	MCS0	2	051	6205	0.00	0.00	7.00	6.10	9.58	1.25	10.83	24.00	Pass	
VHT40	MCS0	2	091	6405	0.00	0.00	6.50	6.40	9.46	1.25	10.71	24.00	Pass	
VHT80	MCS0	2	007	5985	0.00	0.00	10.10	9.40	12.77	1.25	14.02	24.00	Pass	
VHT80	MCS0	2	055	6225	0.00	0.00	10.10	9.10	12.64	1.25	13.89	24.00	Pass	
VHT80	MCS0	2	087	6385	0.00	0.00	9.80	9.00	12.43	1.25	13.68	24.00	Pass	
VHT160	MCS0	2	015	6025	0.00	0.00	9.90	9.10	12.53	1.25	13.78	24.00	Pass	
VHT160	MCS0	2	047	6185	0.00	0.00	9.80	8.80	12.34	1.25	13.59	24.00	Pass	
VHT160	MCS0	2	079	6345	0.00	0.00	10.10	9.10	12.64	1.25	13.89	24.00	Pass	

TEST RESULTS DATA
EIRP Power Spectral Density

U-NII-5 MIMO														
Mod.	Data Rate	NTX	CH.	Freq. (MHz)	Duty Factor (dB)		Conducted Power Density with Duty Factor (dBm/MHz)			DG (dBi)		EIRP Power Density (dBm/MHz)	EIRP Power Density Limit (dBm/MHz)	Pass /Fail
					Ant 9	Ant 8	Ant 9	Ant 8	SUM	Ant 9	Ant 8	SUM		
11a	6Mbps	2	001	5955	0.04	0.04			-4.90	3.86		-1.04	-1.00	Pass
11a	6Mbps	2	049	6195	0.04	0.04			-5.00	3.86		-1.14	-1.00	Pass
11a	6Mbps	2	093	6415	0.04	0.04			-5.33	3.86		-1.47	-1.00	Pass

TEST RESULTS DATA
26dB and 99% OBW

U-NII-6 MIMO										
Mod.	Data Rate	NTX	CH.	Freq. (MHz)	99% Bandwidth (MHz)		26 dB Bandwidth (MHz)		Emission Bandwidth Limit (MHz)	Pass /Fail
					Ant 9	Ant 8	Ant 9	Ant 8		
11a	6Mbps	2	097	6435	16.68	16.53	20.35	20.45	320.00	Pass
11a	6Mbps	2	105	6475	16.68	16.53	20.35	20.70	320.00	Pass
11a	6Mbps	2	113	6515	16.68	16.58	20.65	19.75	320.00	Pass

TEST RESULTS DATA
EIRP Power Table

U-NII-6 MIMO														
Mod.	Data Rate	NTX	CH.	Freq. (MHz)	Duty Factor (dB)		Conducted Power (dBm)			DG (dBi)		EIRP Power (dBm)	EIRP Power Limit (dBm)	Pass /Fail
					Ant 9	Ant 8	Ant 9	Ant 8	SUM	Ant 9	Ant 8			
11a	6Mbps	2	097	6435	0.04	0.04	4.10	3.80	6.96	0.85	7.81	24.00	Pass	
11a	6Mbps	2	105	6475	0.04	0.04	3.90	3.80	6.86	0.85	7.71	24.00	Pass	
11a	6Mbps	2	113	6515	0.04	0.04	4.00	3.80	6.91	0.85	7.76	24.00	Pass	
HT20	MCS0	2	097	6435	0.00	0.00	4.10	4.00	7.06	0.85	7.91	24.00	Pass	
HT20	MCS0	2	105	6475	0.00	0.00	4.20	4.10	7.16	0.85	8.01	24.00	Pass	
HT20	MCS0	2	113	6515	0.00	0.00	4.30	4.10	7.21	0.85	8.06	24.00	Pass	
HT40	MCS0	2	099	6445	0.00	0.00	7.30	6.70	10.02	0.85	10.87	24.00	Pass	
HT40	MCS0	2	107	6485	0.00	0.00	6.90	6.90	9.91	0.85	10.76	24.00	Pass	
VHT20	MCS0	2	097	6435	0.00	0.00	4.10	4.00	7.06	0.85	7.91	24.00	Pass	
VHT20	MCS0	2	105	6475	0.00	0.00	4.20	4.10	7.16	0.85	8.01	24.00	Pass	
VHT20	MCS0	2	113	6515	0.00	0.00	4.30	4.10	7.21	0.85	8.06	24.00	Pass	
VHT40	MCS0	2	099	6445	0.00	0.00	7.30	6.70	10.02	0.85	10.87	24.00	Pass	
VHT40	MCS0	2	107	6485	0.00	0.00	6.90	6.90	9.91	0.85	10.76	24.00	Pass	
VHT80	MCS0	2	103	6465	0.00	0.00	10.50	10.20	13.36	0.85	14.21	24.00	Pass	

U-NII-6 straddle channel MIMO														
Mod.	Data Rate	NTX	CH.	Freq. (MHz)	Duty Factor (dB)		Conducted Power (dBm)			DG (dBi)		EIRP Power (dBm)	EIRP Power Limit (dBm)	Pass /Fail
					Ant 9	Ant 8	Ant 9	Ant 8	SUM	Ant 9	Ant 8			
HT40	MCS0	2	115	6525	0.00	0.00	7.40	6.70	10.07	0.85	10.92	24.00	Pass	
VHT40	MCS0	2	115	6525	0.00	0.00	7.40	6.70	10.07	0.85	10.92	24.00	Pass	
VHT80	MCS0	2	119	6545	0.00	0.00	10.40	10.20	13.31	0.85	14.16	24.00	Pass	
VHT160	MCS0	2	111	6505	0.00	0.00	11.40	11.10	14.26	0.85	15.11	24.00	Pass	

TEST RESULTS DATA
EIRP Power Spectral Density

U-NII-6 MIMO														
Mod.	Data Rate	NTX	CH.	Freq. (MHz)	Duty Factor (dB)		Conducted Power Density with Duty Factor (dBm/MHz)			DG (dBi)		EIRP Power Density (dBm/MHz)	EIRP Power Density Limit (dBm/MHz)	Pass /Fail
					Ant 9	Ant 8	Ant 9	Ant 8	SUM	Ant 9	Ant 8	SUM		
11a	6Mbps	2	097	6435	0.04	0.04			-4.97	3.65		-1.32	-1.00	Pass
11a	6Mbps	2	105	6475	0.04	0.04			-4.94	3.65		-1.30	-1.00	Pass
11a	6Mbps	2	113	6515	0.04	0.04			-5.11	3.65		-1.46	-1.00	Pass

TEST RESULTS DATA
26dB and 99% OBW

U-NII-7 MIMO										
Mod.	Data Rate	NTX	CH.	Freq. (MHz)	99% Bandwidth (MHz)		26 dB Bandwidth (MHz)		Emission Bandwidth Limit (MHz)	Pass /Fail
					Ant 9	Ant 8	Ant 9	Ant 8		
11a	6Mbps	2	117	6535	16.68	16.53	20.35	20.30	320.00	Pass
11a	6Mbps	2	149	6695	16.68	16.58	20.30	20.65	320.00	Pass
11a	6Mbps	2	181	6855	16.63	16.58	20.45	20.60	320.00	Pass

U-NII-7 straddle channel MIMO										
Mod.	Data Rate	NTX	CH.	Freq. (MHz)	99% Bandwidth (MHz)		26 dB Bandwidth (MHz)		Emission Bandwidth Limit (MHz)	Pass /Fail
					Ant 9	Ant 8	Ant 9	Ant 8		
11a	6Mbps	2	185	6875	16.68	16.63	20.35	20.85	320.00	Pass

TEST RESULTS DATA
EIRP Power Table

U-NII-7 MIMO														
Mod.	Data Rate	NTX	CH.	Freq. (MHz)	Duty Factor (dB)		Conducted Power (dBm)			DG (dBi)		EIRP Power (dBm)	EIRP Power Limit (dBm)	Pass /Fail
					Ant 9	Ant 8	Ant 9	Ant 8	SUM	Ant 9	Ant 8			
11a	6Mbps	2	117	6535	0.04	0.04	4.20	3.80	7.01	0.77	7.78	24.00	Pass	
11a	6Mbps	2	149	6695	0.04	0.04	4.60	3.80	7.23	0.77	8.00	24.00	Pass	
11a	6Mbps	2	181	6855	0.04	0.04	4.30	3.80	7.07	0.77	7.84	24.00	Pass	
HT20	MCS0	2	117	6535	0.00	0.00	4.40	4.30	7.36	0.77	8.13	24.00	Pass	
HT20	MCS0	2	149	6695	0.00	0.00	4.60	4.00	7.32	0.77	8.09	24.00	Pass	
HT20	MCS0	2	181	6855	0.00	0.00	4.60	4.10	7.37	0.77	8.14	24.00	Pass	
HT40	MCS0	2	123	6565	0.00	0.00	7.10	6.50	9.82	0.77	10.59	24.00	Pass	
HT40	MCS0	2	147	6685	0.00	0.00	7.30	6.60	9.97	0.77	10.74	24.00	Pass	
HT40	MCS0	2	179	6845	0.00	0.00	7.60	7.20	10.41	0.77	11.18	24.00	Pass	
VHT20	MCS0	2	117	6535	0.00	0.00	4.40	4.30	7.36	0.77	8.13	24.00	Pass	
VHT20	MCS0	2	149	6695	0.00	0.00	4.60	4.00	7.32	0.77	8.09	24.00	Pass	
VHT20	MCS0	2	181	6855	0.00	0.00	4.60	4.10	7.37	0.77	8.14	24.00	Pass	
VHT40	MCS0	2	123	6565	0.00	0.00	7.10	6.50	9.82	0.77	10.59	24.00	Pass	
VHT40	MCS0	2	147	6685	0.00	0.00	7.30	6.60	9.97	0.77	10.74	24.00	Pass	
VHT40	MCS0	2	179	6845	0.00	0.00	7.60	7.20	10.41	0.77	11.18	24.00	Pass	
VHT80	MCS0	2	135	6625	0.00	0.00	10.70	10.20	13.47	0.77	14.24	24.00	Pass	
VHT80	MCS0	2	151	6705	0.00	0.00	10.60	10.00	13.32	0.77	14.09	24.00	Pass	
VHT80	MCS0	2	67	6785	0.00	0.00	10.40	9.60	13.03	0.77	13.80	24.00	Pass	
VHT160	MCS0	2	143	6665	0.00	0.00	10.80	10.40	13.61	0.77	14.38	24.00	Pass	

U-NII-7 straddle channel MIMO														
Mod.	Data Rate	NTX	CH.	Freq. (MHz)	Duty Factor (dB)		Conducted Power (dBm)			DG (dBi)		EIRP Power (dBm)	EIRP Power Limit (dBm)	Pass /Fail
					Ant 9	Ant 8	Ant 9	Ant 8	SUM	Ant 9	Ant 8			
11a	6Mbps	2	185	6875	0.04	0.04	4.70	4.30	7.51	0.77	8.28	24.00	Pass	
HT20	MCS0	2	185	6875	0.00	0.00	4.70	4.80	7.76	0.77	8.53	24.00	Pass	
HT40	MCS0	2	187	6885	0.00	0.00	7.50	7.10	10.31	0.77	11.08	24.00	Pass	
VHT20	MCS0	2	185	6875	0.00	0.00	4.70	4.80	7.76	0.77	8.53	24.00	Pass	
VHT40	MCS0	2	187	6885	0.00	0.00	7.50	7.10	10.31	0.77	11.08	24.00	Pass	
VHT80	MCS0	2	183	6865	0.00	0.00	10.60	10.40	13.51	0.77	14.28	24.00	Pass	
VHT160	MCS0	2	175	6825	0.00	0.00	11.20	10.60	13.92	0.77	14.69	24.00	Pass	

TEST RESULTS DATA
EIRP Power Spectral Density

U-NII-7 MIMO														
Mod.	Data Rate	NTX	CH.	Freq. (MHz)	Duty Factor (dB)		Conducted Power Density with Duty Factor (dBm/MHz)			DG (dBi)		EIRP Power Density (dBm/MHz)	EIRP Power Density Limit (dBm/MHz)	Pass /Fail
					Ant 9	Ant 8	Ant 9	Ant 8	SUM	Ant 9	Ant 8			
11a	6Mbps	2	117	6535	0.04	0.04			-4.85	3.51		-1.34	-1.00	Pass
11a	6Mbps	2	149	6695	0.04	0.04			-4.74	3.51		-1.23	-1.00	Pass
11a	6Mbps	2	181	6855	0.04	0.04			-4.65	3.51		-1.14	-1.00	Pass

FCC U-NII-7 straddle channel MIMO														
Mod.	Data Rate	NTX	CH.	Freq. (MHz)	Duty Factor (dB)		Conducted Power Density with Duty Factor (dBm/MHz)			DG (dBi)		EIRP Power Density (dBm/MHz)	EIRP Power Density Limit (dBm/MHz)	Pass /Fail
					Ant 9	Ant 8	Ant 9	Ant 8	SUM	Ant 9	Ant 8			
11a	6Mbps	2	185	6875	0.04	0.04			-4.65	3.51		-1.14	-1.00	Pass

TEST RESULTS DATA
26dB EBW and 99% OBW

U-NII-8 MIMO										
Mod.	Data Rate	NTX	CH.	Freq. (MHz)	99% Bandwidth (MHz)		26 dB Bandwidth (MHz)		Emission Bandwidth Limit (MHz)	Pass /Fail
					Ant 9	Ant 8	Ant 9	Ant 8		
11a	6Mbps	2	189	6895	16.68	16.58	20.30	21.15	320.00	Pass
11a	6Mbps	2	209	6995	16.58	16.53	19.85	20.10	320.00	Pass
11a	6Mbps	2	233	7115	16.53	16.53	20.00	20.00	320.00	Pass

TEST RESULTS DATA
EIRP Power Table

U-NII-8 MIMO														
Mod.	Data Rate	NTX	CH.	Freq. (MHz)	Duty Factor (dB)		Conducted Power (dBm)			DG (dBi)		EIRP Power (dBm)	EIRP Power Limit (dBm)	Pass /Fail
					Ant 9	Ant 8	Ant 9	Ant 8	SUM	Ant 9	Ant 8	SUM		
11a	6Mbps	2	189	6895	0.00	0.00	5.20	4.80	8.01	0.10	0.10	8.11	24.00	Pass
11a	6Mbps	2	209	6995	0.00	0.00	5.30	4.90	8.11	0.10	0.10	8.21	24.00	Pass
11a	6Mbps	2	233	7115	0.00	0.00	5.60	5.00	8.32	0.10	0.10	8.42	24.00	Pass
HT20	MCS0	2	189	6895	0.00	0.00	5.10	4.70	7.91	0.10	0.10	8.01	24.00	Pass
HT20	MCS0	2	209	6995	0.00	0.00	5.30	4.70	8.02	0.10	0.10	8.12	24.00	Pass
HT20	MCS0	2	233	7115	0.00	0.00	-9.30	-9.80	-6.53	0.10	0.10	-6.43	24.00	Pass
HT40	MCS0	2	195	6925	0.00	0.00	7.80	7.60	10.71	0.10	0.10	10.81	24.00	Pass
HT40	MCS0	2	211	7005	0.00	0.00	7.70	7.10	10.42	0.10	0.10	10.52	24.00	Pass
HT40	MCS0	2	227	7085	0.00	0.00	8.20	7.60	10.92	0.10	0.10	11.02	24.00	Pass
VHT20	MCS0	2	189	6895	0.00	0.00	5.10	4.70	7.91	0.10	0.10	8.01	24.00	Pass
VHT20	MCS0	2	209	6995	0.00	0.00	5.30	4.70	8.02	0.10	0.10	8.12	24.00	Pass
VHT20	MCS0	2	233	7115	0.00	0.00	-9.30	-9.80	-6.53	0.10	0.10	-6.43	24.00	Pass
VHT40	MCS0	2	195	6925	0.00	0.00	7.80	7.60	10.71	0.10	0.10	10.81	24.00	Pass
VHT40	MCS0	2	211	7005	0.00	0.00	7.70	7.10	10.42	0.10	0.10	10.52	24.00	Pass
VHT40	MCS0	2	227	7085	0.00	0.00	8.20	7.60	10.92	0.10	0.10	11.02	24.00	Pass
VHT80	MCS0	2	199	6945	0.00	0.00	10.70	10.40	13.56	0.10	0.10	13.66	24.00	Pass
VHT80	MCS0	2	215	7025	0.00	0.00	10.90	10.60	13.76	0.10	0.10	13.86	24.00	Pass
VHT160	MCS0	2	207	6985	0.00	0.00	10.80	10.80	13.81	0.10	0.10	13.91	24.00	Pass

TEST RESULTS DATA
EIRP Power Spectral Density

U-NII-8 MIMO														
Mod.	Data Rate	NTX	CH.	Freq. (MHz)	Duty Factor (dB)		Conducted Power Density with Duty Factor (dBm/MHz)			DG (dBi)		EIRP Power Density (dBm/MHz)	EIRP Power Density Limit (dBm/MHz)	Pass /Fail
					Ant 9	Ant 8	Ant 9	Ant 8	SUM	Ant 9	Ant 8	SUM		
11a	6Mbps	2	189	6895	0.04	0.04			-4.14	3.01		-1.13	-1.00	Pass
11a	6Mbps	2	209	6995	0.04	0.04			-4.03	3.01		-1.02	-1.00	Pass
11a	6Mbps	2	233	7115	0.04	0.04			-4.25	3.01		-1.24	-1.00	Pass

TEST RESULTS DATA
EIRP Power Table

U-NII-5 MIMO															
Mod.	Data Rate	NTX	CH.	Freq. (MHz)	RU Config.	Duty Factor (dB)		Conducted Power (dBm)			DG (dBi)		EIRP Power (dBm)	EIRP Power Limit (dBm)	Pass /Fail
						Ant 9	Ant 8	Ant 9	Ant 8	SUM	Ant 9	Ant 8			
HE20	MCS0	2	001	5955	Full	0.00	0.00	4.30	3.80	7.07	1.25	8.32	24.00	Pass	
HE20	MCS0	2	001	5955	26/0	0.00	0.00	-5.30	-5.40	-2.34	1.25	-1.09	24.00	Pass	
HE20	MCS0	2	001	5955	52/37	0.00	0.00	-2.70	-2.70	0.31	1.25	1.56	24.00	Pass	
HE20	MCS0	2	001	5955	106/53	0.00	0.00	1.10	0.80	3.96	1.25	5.21	24.00	Pass	
HE20	MCS0	2	049	6195	Full	0.00	0.00	4.80	3.70	7.30	1.25	8.55	24.00	Pass	
HE20	MCS0	2	049	6195	26/4	0.00	0.00	-4.20	-4.80	-1.48	1.25	-0.23	24.00	Pass	
HE20	MCS0	2	049	6195	52/38	0.00	0.00	-2.20	-3.30	0.30	1.25	1.55	24.00	Pass	
HE20	MCS0	2	049	6195	106/53	0.00	0.00	0.70	-0.10	3.33	1.25	4.58	24.00	Pass	
HE20	MCS0	2	093	6415	Full	0.00	0.00	4.30	3.80	7.07	1.25	8.32	24.00	Pass	
HE20	MCS0	2	093	6415	26/8	0.00	0.00	-1.40	-2.80	0.97	1.25	2.22	24.00	Pass	
HE20	MCS0	2	093	6415	52/40	0.00	0.00	-3.10	-2.70	0.11	1.25	1.36	24.00	Pass	
HE20	MCS0	2	093	6415	106/54	0.00	0.00	0.60	0.10	3.37	1.25	4.62	24.00	Pass	
HE40	MCS0	2	003	5965	Full	0.00	0.00	6.90	6.50	9.71	1.25	10.96	24.00	Pass	
HE40	MCS0	2	003	5965	242/61	0.00	0.00	4.30	4.10	7.21	1.25	8.46	24.00	Pass	
HE40	MCS0	2	051	6205	Full	0.00	0.00	7.10	6.20	9.68	1.25	10.93	24.00	Pass	
HE40	MCS0	2	051	6205	242/61	0.00	0.00	4.10	3.20	6.68	1.25	7.93	24.00	Pass	
HE40	MCS0	2	091	6405	Full	0.00	0.00	6.60	6.50	9.56	1.25	10.81	24.00	Pass	
HE40	MCS0	2	091	6405	242/62	0.00	0.00	3.70	3.90	6.81	1.25	8.06	24.00	Pass	
HE80	MCS0	2	007	5985	Full	0.00	0.00	10.20	9.50	12.87	1.25	14.12	24.00	Pass	
HE80	MCS0	2	007	5985	484/65	0.00	0.00	7.20	6.40	9.83	1.25	11.08	24.00	Pass	
HE80	MCS0	2	055	6225	Full	0.00	0.00	10.20	9.20	12.74	1.25	13.99	24.00	Pass	
HE80	MCS0	2	055	6225	484/65	0.00	0.00	7.20	6.10	9.70	1.25	10.95	24.00	Pass	
HE80	MCS0	2	087	6385	Full	0.00	0.00	9.90	9.10	12.53	1.25	13.78	24.00	Pass	
HE80	MCS0	2	087	6385	484/66	0.00	0.00	6.80	6.30	9.57	1.25	10.82	24.00	Pass	
HE160	MCS0	2	015	6025	Full	0.00	0.00	10.00	9.20	12.63	1.25	13.88	24.00	Pass	
HE160	MCS0	2	015	6025	996/67	0.00	0.00	7.20	6.40	9.83	1.25	11.08	24.00	Pass	
HE160	MCS0	2	047	6185	Full	0.00	0.00	9.90	8.90	12.44	1.25	13.69	24.00	Pass	
HE160	MCS0	2	047	6185	996/67	0.00	0.00	7.20	6.40	9.83	1.25	11.08	24.00	Pass	
HE160	MCS0	2	079	6345	Full	0.00	0.00	10.20	9.20	12.74	1.25	13.99	24.00	Pass	
HE160	MCS0	2	079	6345	996/S67	0.00	0.00	6.90	6.20	9.57	1.25	10.82	24.00	Pass	

TEST RESULTS DATA
EIRP Power Table

U-NII-6 MIMO															
Mod.	Data Rate	NTX	CH.	Freq. (MHz)	RU Config	Duty Factor (dB)		Conducted Power (dBm)			DG (dBi)		EIRP Power (dBm)	EIRP Power Limit (dBm)	Pass /Fail
						Ant 9	Ant 8	Ant 9	Ant 8	SUM	Ant 9	Ant 8			
HE20	MCS0	2	097	6435	Full	0.00	0.00	4.20	4.10	7.16	0.85	8.01	24.00	Pass	
HE20	MCS0	2	097	6435	26/0	0.00	0.00	-5.50	-5.40	-2.44	0.85	-1.59	24.00	Pass	
HE20	MCS0	2	097	6435	52/37	0.00	0.00	-2.70	-2.40	0.46	0.85	1.31	24.00	Pass	
HE20	MCS0	2	097	6435	106/53	0.00	0.00	0.10	0.90	3.53	0.85	4.38	24.00	Pass	
HE20	MCS0	2	105	6475	Full	0.00	0.00	4.30	4.20	7.26	0.85	8.11	24.00	Pass	
HE20	MCS0	2	105	6475	26/4	0.00	0.00	-4.30	-3.90	-1.09	0.85	-0.24	24.00	Pass	
HE20	MCS0	2	105	6475	52/38	0.00	0.00	-2.60	-1.90	0.77	0.85	1.62	24.00	Pass	
HE20	MCS0	2	105	6475	106/53	0.00	0.00	0.50	0.40	3.46	0.85	4.31	24.00	Pass	
HE20	MCS0	2	113	6515	Full	0.00	0.00	4.40	4.20	7.31	0.85	8.16	24.00	Pass	
HE20	MCS0	2	113	6515	26/8	0.00	0.00	-5.60	-5.00	-2.28	0.85	-1.43	24.00	Pass	
HE20	MCS0	2	113	6515	52/40	0.00	0.00	-2.60	-2.20	0.61	0.85	1.46	24.00	Pass	
HE20	MCS0	2	113	6515	106/54	0.00	0.00	1.20	0.70	3.97	0.85	4.82	24.00	Pass	
HE40	MCS0	2	099	6445	Full	0.00	0.00	7.40	6.80	10.12	0.85	10.97	24.00	Pass	
HE40	MCS0	2	099	6445	242/61	0.00	0.00	4.00	3.90	6.96	0.85	7.81	24.00	Pass	
HE40	MCS0	2	107	6485	Full	0.00	0.00	7.00	7.00	10.01	0.85	10.86	24.00	Pass	
HE40	MCS0	2	107	6485	242/62	0.00	0.00	4.50	4.40	7.46	0.85	8.31	24.00	Pass	
HE80	MCS0	2	103	6465	Full	0.00	0.00	10.60	10.30	13.46	0.85	14.31	24.00	Pass	
HE80	MCS0	2	103	6465	484/65	0.00	0.00	7.30	6.90	10.11	0.85	10.96	24.00	Pass	

U-NII-6 straddle channel MIMO															
Mod.	Data Rate	NTX	CH.	Freq. (MHz)	RU Config	Duty Factor (dB)		Conducted Power (dBm)			DG (dBi)		EIRP Power (dBm)	EIRP Power Limit (dBm)	Pass /Fail
						Ant 9	Ant 8	Ant 9	Ant 8	SUM	Ant 9	Ant 8			
HE40	MCS0	2	115	6525	Full	0.00	0.00	7.50	6.80	10.17	0.85	11.02	24.00	Pass	
HE40	MCS0	2	115	6525	242/62	0.00	0.00	4.20	4.30	7.26	0.85	8.11	24.00	Pass	
HE80	MCS0	2	119	6545	Full	0.00	0.00	10.50	10.30	13.41	0.85	14.26	24.00	Pass	
HE80	MCS0	2	119	6545	484/65	0.00	0.00	7.40	6.70	10.07	0.85	10.92	24.00	Pass	
HE160	MCS0	2	111	6505	Full	0.00	0.00	11.50	11.20	14.36	0.85	15.21	24.00	Pass	
HE160	MCS0	2	111	6505	996/67	0.00	0.00	9.10	8.50	11.82	0.85	12.67	24.00	Pass	
HE160	MCS0	2	111	6505	996/S67	0.00	0.00	8.40	8.40	11.41	0.85	12.26	24.00	Pass	

TEST RESULTS DATA
EIRP Power Table

U-NII-7 MIMO															
Mod.	Data Rate	NTX	CH.	Freq. (MHz)	RU Config.	Duty Factor (dB)		Conducted Power (dBm)			DG (dBi)		EIRP Power (dBm)	EIRP Power Limit (dBm)	Pass /Fail
						Ant 9	Ant 8	Ant 9	Ant 8	SUM	Ant 9	Ant 8			
HE20	MCS0	2	117	6535	Full	0.00	0.00	4.50	4.40	7.46	0.77	8.23	24.00	Pass	
HE20	MCS0	2	117	6535	26/0	0.00	0.00	-5.10	-5.50	-2.29	0.77	-1.52	24.00	Pass	
HE20	MCS0	2	117	6535	52/37	0.00	0.00	-2.00	-2.70	0.67	0.77	1.44	24.00	Pass	
HE20	MCS0	2	117	6535	106/53	0.00	0.00	1.40	0.80	4.12	0.77	4.89	24.00	Pass	
HE20	MCS0	2	149	6695	Full	0.00	0.00	4.70	4.10	7.42	0.77	8.19	24.00	Pass	
HE20	MCS0	2	149	6695	26/4	0.00	0.00	-3.40	-3.90	-0.63	0.77	0.14	24.00	Pass	
HE20	MCS0	2	149	6695	52/38	0.00	0.00	-1.50	-2.50	1.04	0.77	1.81	24.00	Pass	
HE20	MCS0	2	149	6695	106/53	0.00	0.00	1.60	0.80	4.23	0.77	5.00	24.00	Pass	
HE20	MCS0	2	181	6855	Full	0.00	0.00	4.70	4.20	7.47	0.77	8.24	24.00	Pass	
HE20	MCS0	2	181	6855	26/8	0.00	0.00	-5.20	-5.00	-2.09	0.77	-1.32	24.00	Pass	
HE20	MCS0	2	181	6855	52/40	0.00	0.00	-2.30	-2.10	0.81	0.77	1.58	24.00	Pass	
HE20	MCS0	2	181	6855	106/54	0.00	0.00	1.00	0.70	3.86	0.77	4.63	24.00	Pass	
HE40	MCS0	2	123	6565	Full	0.00	0.00	7.20	6.60	9.92	0.77	10.69	24.00	Pass	
HE40	MCS0	2	123	6565	242/61	0.00	0.00	4.20	3.90	7.06	0.77	7.83	24.00	Pass	
HE40	MCS0	2	147	6685	Full	0.00	0.00	7.40	6.70	10.07	0.77	10.84	24.00	Pass	
HE40	MCS0	2	147	6685	242/61	0.00	0.00	4.70	4.10	7.42	0.77	8.19	24.00	Pass	
HE40	MCS0	2	179	6845	Full	0.00	0.00	7.70	7.30	10.51	0.77	11.28	24.00	Pass	
HE40	MCS0	2	179	6845	242/62	0.00	0.00	5.50	5.00	8.27	0.77	9.04	24.00	Pass	
HE80	MCS0	2	135	6625	Full	0.00	0.00	10.80	10.30	13.57	0.77	14.34	24.00	Pass	
HE80	MCS0	2	135	6625	484/65	0.00	0.00	7.70	6.80	10.28	0.77	11.05	24.00	Pass	
HE80	MCS0	2	151	6705	Full	0.00	0.00	10.70	10.10	13.42	0.77	14.19	24.00	Pass	
HE80	MCS0	2	151	6705	484/65	0.00	0.00	7.90	7.00	10.48	0.77	11.25	24.00	Pass	
HE80	MCS0	2	67	6785	Full	0.00	0.00	10.50	9.70	13.13	0.77	13.90	24.00	Pass	
HE80	MCS0	2	67	6785	484/66	0.00	0.00	7.80	7.00	10.43	0.77	11.20	24.00	Pass	
HE160	MCS0	2	143	6665	Full	0.00	0.00	10.90	10.50	13.71	0.77	14.48	24.00	Pass	
HE160	MCS0	2	143	6665	996/67	0.00	0.00	8.50	8.20	11.36	0.77	12.13	24.00	Pass	

U-NII-7 straddle channel MIMO															
Mod.	Data Rate	NTX	CH.	Freq. (MHz)	RU Config.	Duty Factor (dB)		Conducted Power (dBm)			DG (dBi)		EIRP Power (dBm)	EIRP Power Limit (dBm)	Pass /Fail
						Ant 9	Ant 8	Ant 9	Ant 8	SUM	Ant 9	Ant 8			
HE20	MCS0	2	185	6875	Full	0.00	0.00	4.80	4.90	7.86	0.77	8.63	24.00	Pass	
HE20	MCS0	2	185	6875	26/8	0.00	0.00	-5.00	-4.90	-1.94	0.77	-1.17	24.00	Pass	
HE20	MCS0	2	185	6875	52/40	0.00	0.00	-1.90	-2.00	1.06	0.77	1.83	24.00	Pass	
HE20	MCS0	2	185	6875	106/54	0.00	0.00	0.90	1.00	3.96	0.77	4.73	24.00	Pass	
HE40	MCS0	2	187	6885	Full	0.00	0.00	7.60	7.20	10.41	0.77	11.18	24.00	Pass	
HE40	MCS0	2	187	6885	242/62	0.00	0.00	4.60	4.00	7.32	0.77	8.09	24.00	Pass	
HE80	MCS0	2	183	6865	Full	0.00	0.00	10.70	10.50	13.61	0.77	14.38	24.00	Pass	
HE80	MCS0	2	183	6865	484/66	0.00	0.00	7.50	7.30	10.41	0.77	11.18	24.00	Pass	
HE160	MCS0	2	175	6825	Full	0.00	0.00	11.30	10.70	14.02	0.77	14.79	24.00	Pass	
HE160	MCS0	2	175	6825	996/67	0.00	0.00	8.50	7.80	11.17	0.77	11.94	24.00	Pass	
HE160	MCS0	2	175	6825	996/S67	0.00	0.00	8.50	8.00	11.27	0.77	12.04	24.00	Pass	

TEST RESULTS DATA
EIRP Power Table

U-NII-8 MIMO															
Mod.	Data Rate	NTX	CH.	Freq. (MHz)	RU Config.	Duty Factor (dB)		Conducted Power (dBm)			DG (dBi)		EIRP Power (dBm)	EIRP Power Limit (dBm)	Pass /Fail
						Ant 9	Ant 8	Ant 9	Ant 8	SUM	Ant 9	Ant 8	SUM		
HE20	MCS0	2	189	6895	Full	0.00	0.00	5.20	4.80	8.01	0.10	8.11	24.00	Pass	
HE20	MCS0	2	189	6895	26/0	0.00	0.00	-4.60	-5.10	-1.83	0.10	-1.73	24.00	Pass	
HE20	MCS0	2	189	6895	52/37	0.00	0.00	-1.40	-2.00	1.32	0.10	1.42	24.00	Pass	
HE20	MCS0	2	189	6895	106/53	0.00	0.00	1.70	1.30	4.51	0.10	4.61	24.00	Pass	
HE20	MCS0	2	209	6995	Full	0.00	0.00	5.40	4.80	8.12	0.10	8.22	24.00	Pass	
HE20	MCS0	2	209	6995	26/4	0.00	0.00	-3.50	-3.40	-0.44	0.10	-0.34	24.00	Pass	
HE20	MCS0	2	209	6995	52/38	0.00	0.00	-1.60	-1.30	1.56	0.10	1.66	24.00	Pass	
HE20	MCS0	2	209	6995	106/53	0.00	0.00	1.90	1.50	4.71	0.10	4.81	24.00	Pass	
HE20	MCS0	2	233	7115	Full	0.00	0.00	-9.20	-9.70	-6.43	0.10	-6.33	24.00	Pass	
HE20	MCS0	2	233	7115	26/8	0.00	0.00	-18.40	-18.70	-15.54	0.10	-15.44	24.00	Pass	
HE20	MCS0	2	233	7115	52/40	0.00	0.00	-16.70	-16.80	-13.74	0.10	-13.64	24.00	Pass	
HE20	MCS0	2	233	7115	106/54	0.00	0.00	-14.60	-14.50	-11.54	0.10	-11.44	24.00	Pass	
HE40	MCS0	2	195	6925	Full	0.00	0.00	7.90	7.70	10.81	0.10	10.91	24.00	Pass	
HE40	MCS0	2	195	6925	242/61	0.00	0.00	5.20	4.70	7.97	0.10	8.07	24.00	Pass	
HE40	MCS0	2	211	7005	Full	0.00	0.00	7.80	7.20	10.52	0.10	10.62	24.00	Pass	
HE40	MCS0	2	211	7005	242/62	0.00	0.00	4.90	4.50	7.71	0.10	7.81	24.00	Pass	
HE40	MCS0	2	227	7085	Full	0.00	0.00	8.30	7.70	11.02	0.10	11.12	24.00	Pass	
HE40	MCS0	2	227	7085	242/62	0.00	0.00	6.10	5.10	8.64	0.10	8.74	24.00	Pass	
HE80	MCS0	2	199	6945	Full	0.00	0.00	10.80	10.50	13.66	0.10	13.76	24.00	Pass	
HE80	MCS0	2	199	6945	484/65	0.00	0.00	8.00	7.60	10.81	0.10	10.91	24.00	Pass	
HE80	MCS0	2	215	7025	Full	0.00	0.00	11.00	10.70	13.86	0.10	13.96	24.00	Pass	
HE80	MCS0	2	215	7025	484/66	0.00	0.00	8.30	7.60	10.97	0.10	11.07	24.00	Pass	
HE160	MCS0	2	207	6985	Full	0.00	0.00	10.90	10.90	13.91	0.10	14.01	24.00	Pass	
HE160	MCS0	2	207	6985	996/67	0.00	0.00	8.10	7.70	10.91	0.10	11.01	24.00	Pass	
HE160	MCS0	2	207	6985	996/S67	0.00	0.00	8.30	7.70	11.02	0.10	11.12	24.00	Pass	

<Standard Client>

TEST RESULTS DATA
26dB and 99% OBW

U-NII-5 MIMO										
Mod.	Data Rate	N _{Tx}	CH.	Freq. (MHz)	99% Bandwidth (MHz)		26 dB Bandwidth (MHz)		Emission Bandwidth Limit (MHz)	Pass /Fail
					Ant 9	Ant 8	Ant 9	Ant 8		
11a	6Mbps	2	001	5955	18.38	18.03	43.50	37.85	320.00	Pass
11a	6Mbps	2	049	6195	16.88	16.88	32.75	32.85	320.00	Pass
11a	6Mbps	2	093	6415	16.48	17.08	19.75	33.25	320.00	Pass

TEST RESULTS DATA
EIRP Power Table

U-NII-5 MIMO														
Mod.	Data Rate	NTX	CH.	Freq. (MHz)	Duty Factor (dB)		Conducted Power (dBm)			DG (dBi)		EIRP Power (dBm)	EIRP Power Limit (dBm)	Pass /Fail
					Ant 9	Ant 8	Ant 9	Ant 8	SUM	Ant 9	Ant 8	SUM		
11a	6Mbps	2	001	5955	0.04	0.04	13.70	13.20	16.47	1.25		17.72	30.00	Pass
11a	6Mbps	2	049	6195	0.04	0.04	13.30	11.90	15.67	1.25		16.92	30.00	Pass
11a	6Mbps	2	093	6415	0.04	0.04	13.50	13.00	16.27	1.25		17.52	30.00	Pass
HT20	MCS0	2	001	5955	0.00	0.00	10.40	9.60	13.03	1.25		14.28	30.00	Pass
HT20	MCS0	2	049	6195	0.00	0.00	9.90	8.60	12.31	1.25		13.56	30.00	Pass
HT20	MCS0	2	093	6415	0.00	0.00	9.90	9.30	12.62	1.25		13.87	30.00	Pass
HT40	MCS0	2	003	5965	0.00	0.00	9.90	9.40	12.67	1.25		13.92	30.00	Pass
HT40	MCS0	2	051	6205	0.00	0.00	9.90	8.60	12.31	1.25		13.56	30.00	Pass
HT40	MCS0	2	091	6405	0.00	0.00	10.00	9.60	12.81	1.25		14.06	30.00	Pass
VHT20	MCS0	2	001	5955	0.00	0.00	10.40	9.60	13.03	1.25		14.28	30.00	Pass
VHT20	MCS0	2	049	6195	0.00	0.00	9.90	8.60	12.31	1.25		13.56	30.00	Pass
VHT20	MCS0	2	093	6415	0.00	0.00	9.90	9.30	12.62	1.25		13.87	30.00	Pass
VHT40	MCS0	2	003	5965	0.00	0.00	9.90	9.40	12.67	1.25		13.92	30.00	Pass
VHT40	MCS0	2	051	6205	0.00	0.00	9.90	8.60	12.31	1.25		13.56	30.00	Pass
VHT40	MCS0	2	091	6405	0.00	0.00	10.00	9.60	12.81	1.25		14.06	30.00	Pass
VHT80	MCS0	2	007	5985	0.00	0.00	9.90	9.50	12.71	1.25		13.96	30.00	Pass
VHT80	MCS0	2	055	6225	0.00	0.00	10.10	9.10	12.64	1.25		13.89	30.00	Pass
VHT80	MCS0	2	087	6385	0.00	0.00	9.70	9.10	12.42	1.25		13.67	30.00	Pass

TEST RESULTS DATA
EIRP Power Spectral Density

U-NII-5 MIMO												
Mod.	Data Rate	NTX	CH.	Freq. (MHz)	Conducted Power Density with Duty Factor (dBm/MHz)			DG (dBi)		EIRP Power Density (dBm/MHz)	EIRP Power Density Limit (dBm/MHz)	Pass /Fail
					Ant 9	Ant 8	SUM	Ant 9	Ant 8	SUM		
11a	6Mbps	2	001	5955			4.62	3.86	8.47	17.00	Pass	
11a	6Mbps	2	049	6195			4.15	3.86	8.01	17.00	Pass	
11a	6Mbps	2	093	6415			4.61	3.86	8.47	17.00	Pass	

TEST RESULTS DATA
26dB and 99% OBW

U-NII-7 MIMO										
Mod.	Data Rate	NTX	CH.	Freq. (MHz)	99% Bandwidth (MHz)		26 dB Bandwidth (MHz)		Emission Bandwidth Limit (MHz)	Pass /Fail
					Ant 9	Ant 8	Ant 9	Ant 8		
11a	6Mbps	2	117	6535	16.53	16.68	19.45	29.85	320.00	Pass
11a	6Mbps	2	149	6695	16.73	16.48	25.25	23.65	320.00	Pass
11a	6Mbps	2	181	6855	16.53	16.43	20.00	20.10	320.00	Pass

U-NII-7 straddle channel MIMO										
Mod.	Data Rate	NTX	CH.	Freq. (MHz)	99% Bandwidth (MHz)		26 dB Bandwidth (MHz)		Emission Bandwidth Limit (MHz)	Pass /Fail
					Ant 9	Ant 8	Ant 9	Ant 8		
11a	6Mbps	2	185	6875	16.83	17.73	30.65	41.05	320.00	Pass

TEST RESULTS DATA
EIRP Power Table

U-NII-7 MIMO														
Mod.	Data Rate	NTX	CH.	Freq. (MHz)	Duty Factor (dB)		Conducted Power (dBm)			DG (dBi)		EIRP Power (dBm)	EIRP Power Limit (dBm)	Pass /Fail
					Ant 9	Ant 8	Ant 9	Ant 8	SUM	Ant 9	Ant 8	SUM		
11a	6Mbps	2	117	6535	0.04	0.04	14.00	14.00	17.01	0.77		17.78	30.00	Pass
11a	6Mbps	2	149	6695	0.04	0.04	14.70	13.80	17.28	0.77		18.05	30.00	Pass
11a	6Mbps	2	181	6855	0.04	0.04	14.20	13.60	16.92	0.77		17.69	30.00	Pass
HT20	MCS0	2	117	6535	0.00	0.00	10.60	10.40	13.51	0.77		14.28	30.00	Pass
HT20	MCS0	2	149	6695	0.00	0.00	10.90	10.30	13.62	0.77		14.39	30.00	Pass
HT20	MCS0	2	181	6855	0.00	0.00	10.90	10.40	13.67	0.77		14.44	30.00	Pass
HT40	MCS0	2	123	6565	0.00	0.00	10.90	10.40	13.67	0.77		14.44	30.00	Pass
HT40	MCS0	2	147	6685	0.00	0.00	10.90	10.30	13.62	0.77		14.39	30.00	Pass
HT40	MCS0	2	179	6845	0.00	0.00	10.90	10.50	13.71	0.77		14.48	30.00	Pass
VHT20	MCS0	2	117	6535	0.00	0.00	10.60	10.40	13.51	0.77		14.28	30.00	Pass
VHT20	MCS0	2	149	6695	0.00	0.00	10.90	10.30	13.62	0.77		14.39	30.00	Pass
VHT20	MCS0	2	181	6855	0.00	0.00	10.90	10.40	13.67	0.77		14.44	30.00	Pass
VHT40	MCS0	2	123	6565	0.00	0.00	10.90	10.40	13.67	0.77		14.44	30.00	Pass
VHT40	MCS0	2	147	6685	0.00	0.00	10.90	10.30	13.62	0.77		14.39	30.00	Pass
VHT40	MCS0	2	179	6845	0.00	0.00	10.90	10.50	13.71	0.77		14.48	30.00	Pass
VHT80	MCS0	2	135	6625	0.00	0.00	10.70	10.10	13.42	0.77		14.19	30.00	Pass
VHT80	MCS0	2	151	6705	0.00	0.00	10.60	10.00	13.32	0.77		14.09	30.00	Pass
VHT80	MCS0	2	67	6785	0.00	0.00	11.30	10.50	13.93	0.77		14.70	30.00	Pass

U-NII-7 straddle channel MIMO														
Mod.	Data Rate	NTX	CH.	Freq. (MHz)	Duty Factor (dB)		Conducted Power (dBm)			DG (dBi)		EIRP Power (dBm)	EIRP Power Limit (dBm)	Pass /Fail
					Ant 9	Ant 8	Ant 9	Ant 8	SUM	Ant 9	Ant 8	SUM		
11a	6Mbps	2	185	6875	0.04	0.04	14.30	14.10	17.21	0.77		17.98	30.00	Pass
HT20	MCS0	2	185	6875	0.00	0.00	10.90	10.50	13.71	0.77		14.48	30.00	Pass
HT40	MCS0	2	187	6885	0.00	0.00	10.80	10.70	13.76	0.77		14.53	30.00	Pass
VHT20	MCS0	2	185	6875	0.00	0.00	10.90	10.50	13.71	0.77		14.48	30.00	Pass
VHT40	MCS0	2	187	6885	0.00	0.00	10.80	10.70	13.76	0.77		14.53	30.00	Pass
VHT80	MCS0	2	183	6865	0.00	0.00	10.60	10.40	13.51	0.77		14.28	30.00	Pass

TEST RESULTS DATA
EIRP Power Spectral Density

U-NII-7 MIMO														
Mod.	Data Rate	NTX	CH.	Freq. (MHz)	Duty Factor (dB)		Conducted Power Density with Duty Factor (dBm/MHz)			DG (dBi)		EIRP Power Density (dBm/MHz)	EIRP Power Density Limit (dBm/MHz)	Pass /Fail
					Ant 9	Ant 8	Ant 9	Ant 8	SUM	Ant 9	Ant 8			
11a	6Mbps	2	117	6535	0.04	0.04			5.37		3.51	8.88	17.00	Pass
11a	6Mbps	2	149	6695	0.04	0.04			5.42		3.51	8.93	17.00	Pass
11a	6Mbps	2	181	6855	0.04	0.04			5.17		3.51	8.68	17.00	Pass

FCC U-NII-7 straddle channel MIMO														
Mod.	Data Rate	NTX	CH.	Freq. (MHz)	Duty Factor (dB)		Conducted Power Density with Duty Factor (dBm/MHz)			DG (dBi)		EIRP Power Density (dBm/MHz)	EIRP Power Density Limit (dBm/MHz)	Pass /Fail
					Ant 9	Ant 8	Ant 9	Ant 8	SUM	Ant 9	Ant 8			
11a	6Mbps	2	185	6875	0.04	0.04			5.35		3.51	8.86	17.00	Pass

TEST RESULTS DATA
EIRP Power Table

U-NII-5 MIMO															
Mod.	Data Rate	NTX	CH.	Freq. (MHz)	RU Config.	Duty Factor (dB)		Conducted Power (dBm)			DG (dBi)		EIRP Power (dBm)	EIRP Power Limit (dBm)	Pass /Fail
						Ant 9	Ant 8	Ant 9	Ant 8	SUM	Ant 9	Ant 8	SUM		
HE20	MCS0	2	001	5955	Full	0.00	0.00	10.50	9.70	13.13	1.25	14.38	30.00	Pass	
HE20	MCS0	2	001	5955	26/0	0.00	0.00	0.40	0.00	3.21	1.25	4.46	30.00	Pass	
HE20	MCS0	2	001	5955	52/37	0.00	0.00	3.30	3.20	6.26	1.25	7.51	30.00	Pass	
HE20	MCS0	2	001	5955	106/53	0.00	0.00	6.30	6.30	9.31	1.25	10.56	30.00	Pass	
HE20	MCS0	2	049	6195	Full	0.00	0.00	10.00	8.70	12.41	1.25	13.66	30.00	Pass	
HE20	MCS0	2	049	6195	26/4	0.00	0.00	1.30	0.20	3.80	1.25	5.05	30.00	Pass	
HE20	MCS0	2	049	6195	52/38	0.00	0.00	3.10	2.60	5.87	1.25	7.12	30.00	Pass	
HE20	MCS0	2	049	6195	106/53	0.00	0.00	6.10	5.10	8.64	1.25	9.89	30.00	Pass	
HE20	MCS0	2	093	6415	Full	0.00	0.00	10.00	9.40	12.72	1.25	13.97	30.00	Pass	
HE20	MCS0	2	093	6415	26/8	0.00	0.00	0.10	0.20	3.16	1.25	4.41	30.00	Pass	
HE20	MCS0	2	093	6415	52/40	0.00	0.00	3.20	3.10	6.16	1.25	7.41	30.00	Pass	
HE20	MCS0	2	093	6415	106/54	0.00	0.00	6.30	5.90	9.11	1.25	10.36	30.00	Pass	
HE40	MCS0	2	003	5965	Full	0.00	0.00	10.00	9.50	12.77	1.25	14.02	30.00	Pass	
HE40	MCS0	2	003	5965	242/61	0.00	0.00	7.30	6.70	10.02	1.25	11.27	30.00	Pass	
HE40	MCS0	2	051	6205	Full	0.00	0.00	10.00	8.70	12.41	1.25	13.66	30.00	Pass	
HE40	MCS0	2	051	6205	242/61	0.00	0.00	6.90	5.80	9.40	1.25	10.65	30.00	Pass	
HE40	MCS0	2	091	6405	Full	0.00	0.00	10.10	9.70	12.91	1.25	14.16	30.00	Pass	
HE40	MCS0	2	091	6405	242/62	0.00	0.00	7.10	6.60	9.87	1.25	11.12	30.00	Pass	
HE80	MCS0	2	007	5985	Full	0.00	0.00	10.00	9.60	12.81	1.25	14.06	30.00	Pass	
HE80	MCS0	2	007	5985	484/65	0.00	0.00	7.20	6.30	9.78	1.25	11.03	30.00	Pass	
HE80	MCS0	2	055	6225	Full	0.00	0.00	10.20	9.20	12.74	1.25	13.99	30.00	Pass	
HE80	MCS0	2	055	6225	484/65	0.00	0.00	7.10	6.20	9.68	1.25	10.93	30.00	Pass	
HE80	MCS0	2	087	6385	Full	0.00	0.00	9.80	9.20	12.52	1.25	13.77	30.00	Pass	
HE80	MCS0	2	087	6385	484/66	0.00	0.00	6.70	6.30	9.51	1.25	10.76	30.00	Pass	
HE160	MCS0	2	015	6025	Full	0.00	0.00	10.00	9.30	12.67	1.25	13.92	30.00	Pass	
HE160	MCS0	2	015	6025	996/67	0.00	0.00	7.30	6.40	9.88	1.25	11.13	30.00	Pass	
HE160	MCS0	2	047	6185	Full	0.00	0.00	9.90	8.90	12.44	1.25	13.69	30.00	Pass	
HE160	MCS0	2	047	6185	996/67	0.00	0.00	7.20	6.50	9.87	1.25	11.12	30.00	Pass	
HE160	MCS0	2	079	6345	Full	0.00	0.00	10.00	9.40	12.72	1.25	13.97	30.00	Pass	
HE160	MCS0	2	079	6345	996/S67	0.00	0.00	7.00	6.20	9.63	1.25	10.88	30.00	Pass	

TEST RESULTS DATA
EIRP Power Table

U-NII-7 MIMO															
Mod.	Data Rate	NTX	CH.	Freq. (MHz)	RU Config.	Duty Factor (dB)		Conducted Power (dBm)			DG (dBi)		EIRP Power (dBm)	EIRP Power Limit (dBm)	Pass /Fail
						Ant 9	Ant 8	Ant 9	Ant 8	SUM	Ant 9	Ant 8			
HE20	MCS0	2	117	6535	Full	0.00	0.00	10.70	10.50	13.61	0.77	14.38	30.00	Pass	
HE20	MCS0	2	117	6535	26/0	0.00	0.00	0.90	1.20	4.06	0.77	4.83	30.00	Pass	
HE20	MCS0	2	117	6535	52/37	0.00	0.00	4.00	4.00	7.01	0.77	7.78	30.00	Pass	
HE20	MCS0	2	117	6535	106/53	0.00	0.00	7.30	7.10	10.21	0.77	10.98	30.00	Pass	
HE20	MCS0	2	149	6695	Full	0.00	0.00	11.00	10.40	13.72	0.77	14.49	30.00	Pass	
HE20	MCS0	2	149	6695	26/4	0.00	0.00	2.40	2.40	5.41	0.77	6.18	30.00	Pass	
HE20	MCS0	2	149	6695	52/38	0.00	0.00	4.40	3.90	7.17	0.77	7.94	30.00	Pass	
HE20	MCS0	2	149	6695	106/53	0.00	0.00	7.90	7.10	10.53	0.77	11.30	30.00	Pass	
HE20	MCS0	2	181	6855	Full	0.00	0.00	11.00	10.50	13.77	0.77	14.54	30.00	Pass	
HE20	MCS0	2	181	6855	26/8	0.00	0.00	1.20	1.10	4.16	0.77	4.93	30.00	Pass	
HE20	MCS0	2	181	6855	52/40	0.00	0.00	4.30	4.00	7.16	0.77	7.93	30.00	Pass	
HE20	MCS0	2	181	6855	106/54	0.00	0.00	7.50	7.00	10.27	0.77	11.04	30.00	Pass	
HE40	MCS0	2	123	6565	Full	0.00	0.00	11.00	10.50	13.77	0.77	14.54	30.00	Pass	
HE40	MCS0	2	123	6565	242/61	0.00	0.00	8.30	7.70	11.02	0.77	11.79	30.00	Pass	
HE40	MCS0	2	147	6685	Full	0.00	0.00	11.00	10.40	13.72	0.77	14.49	30.00	Pass	
HE40	MCS0	2	147	6685	242/61	0.00	0.00	8.40	7.60	11.03	0.77	11.80	30.00	Pass	
HE40	MCS0	2	179	6845	Full	0.00	0.00	11.00	10.60	13.81	0.77	14.58	30.00	Pass	
HE40	MCS0	2	179	6845	242/62	0.00	0.00	7.70	8.00	10.86	0.77	11.63	30.00	Pass	
HE80	MCS0	2	135	6625	Full	0.00	0.00	10.80	10.20	13.52	0.77	14.29	30.00	Pass	
HE80	MCS0	2	135	6625	484/65	0.00	0.00	7.70	7.00	10.37	0.77	11.14	30.00	Pass	
HE80	MCS0	2	151	6705	Full	0.00	0.00	10.70	10.10	13.42	0.77	14.19	30.00	Pass	
HE80	MCS0	2	151	6705	484/65	0.00	0.00	8.00	7.00	10.54	0.77	11.31	30.00	Pass	
HE80	MCS0	2	67	6785	Full	0.00	0.00	11.40	10.60	14.03	0.77	14.80	30.00	Pass	
HE80	MCS0	2	67	6785	484/66	0.00	0.00	8.70	8.00	11.37	0.77	12.14	30.00	Pass	
HE160	MCS0	2	143	6665	Full	0.00	0.00	10.90	10.60	13.76	0.77	14.53	30.00	Pass	
HE160	MCS0	2	143	6665	996/67	0.00	0.00	8.60	8.10	11.37	0.77	12.14	30.00	Pass	

U-NII-7 straddle channel MIMO															
Mod.	Data Rate	NTX	CH.	Freq. (MHz)	RU Config.	Duty Factor (dB)		Conducted Power (dBm)			DG (dBi)		EIRP Power (dBm)	EIRP Power Limit (dBm)	Pass /Fail
						Ant 9	Ant 8	Ant 9	Ant 8	SUM	Ant 9	Ant 8			
HE20	MCS0	2	185	6875	Full	0.00	0.00	11.00	10.60	13.81	0.77	14.58	30.00	Pass	
HE20	MCS0	2	185	6875	26/8	0.00	0.00	1.40	1.50	4.46	0.77	5.23	30.00	Pass	
HE20	MCS0	2	185	6875	52/40	0.00	0.00	3.70	3.60	6.66	0.77	7.43	30.00	Pass	
HE20	MCS0	2	185	6875	106/54	0.00	0.00	7.20	7.00	10.11	0.77	10.88	30.00	Pass	
HE40	MCS0	2	187	6885	Full	0.00	0.00	10.90	10.80	13.86	0.77	14.63	30.00	Pass	
HE40	MCS0	2	187	6885	242/62	0.00	0.00	7.80	7.70	10.76	0.77	11.53	30.00	Pass	
HE80	MCS0	2	183	6865	Full	0.00	0.00	10.70	10.50	13.61	0.77	14.38	30.00	Pass	
HE80	MCS0	2	183	6865	484/66	0.00	0.00	7.60	7.20	10.41	0.77	11.18	30.00	Pass	
HE160	MCS0	2	175	6825	Full	0.00	0.00	11.30	10.80	14.07	0.77	14.84	30.00	Pass	
HE160	MCS0	2	175	6825	996/67	0.00	0.00	8.50	7.90	11.22	0.77	11.99	30.00	Pass	
HE160	MCS0	2	175	6825	996/S67	0.00	0.00	8.50	7.90	11.22	0.77	11.99	30.00	Pass	

<TXBF Mode>
<Indoor Client>

TEST RESULTS DATA
EIRP Power Table

U-NII-5 MIMO															
Mod.	Data Rate	NTX	CH.	Freq. (MHz)	RU Config.	Duty Factor (dB)		Conducted Power (dBm)			DG (dBi)		EIRP Power (dBm)	EIRP Power Limit (dBm)	Pass /Fail
						Ant 9	Ant 8	Ant 9	Ant 8	SUM	Ant 9	Ant 8			
HE20	MCS0	2	049	6195	Full	0.00	0.00	3.20	3.40	6.31	3.86	10.17	24.00	Pass	
HE20	MCS0	2	093	6415	Full	0.00	0.00	2.20	3.20	5.74	3.86	9.59	24.00	Pass	
HE40	MCS0	2	051	6205	Full	0.00	0.00	5.40	5.80	8.61	3.86	12.47	24.00	Pass	
HE40	MCS0	2	091	6405	Full	0.00	0.00	4.60	6.00	8.37	3.86	12.22	24.00	Pass	
HE80	MCS0	2	055	6225	Full	0.00	0.00	8.50	9.00	11.77	3.86	15.62	24.00	Pass	
HE80	MCS0	2	087	6385	Full	0.00	0.00	8.20	9.10	11.68	3.86	15.54	24.00	Pass	
HE160	MCS0	2	047	6185	Full	0.00	0.00	8.50	10.00	12.32	3.86	16.18	24.00	Pass	
HE160	MCS0	2	079	6345	Full	0.00	0.00	8.40	9.40	11.94	3.86	15.79	24.00	Pass	

TEST RESULTS DATA
EIRP Power Spectral Density

U-NII-5 MIMO													
Mod.	Data Rate	NTX	CH.	Freq. (MHz)	RU Config.	Conducted Power Density (dBm/MHz)			DG (dBi)		EIRP Power Density (dBm/MHz)	EIRP Power Density Limit (dBm/MHz)	Pass /Fail
						Ant 9	Ant 8	SUM	Ant 9	Ant 8	SUM		
HE20	MCS0	2	049	6195	Full			-4.99	3.86		-1.13	-1.00	Pass
HE20	MCS0	2	093	6415	Full			-4.95	3.86		-1.09	-1.00	Pass
HE40	MCS0	2	051	6205	Full			-5.06	3.86		-1.20	-1.00	Pass
HE40	MCS0	2	091	6405	Full			-5.28	3.86		-1.43	-1.00	Pass
HE80	MCS0	2	055	6225	Full			-4.88	3.86		-1.03	-1.00	Pass
HE80	MCS0	2	087	6385	Full			-4.89	3.86		-1.03	-1.00	Pass
HE160	MCS0	2	047	6185	Full			-7.75	3.86		-3.89	-1.00	Pass
HE160	MCS0	2	079	6345	Full			-7.16	3.86		-3.30	-1.00	Pass

TEST RESULTS DATA
EIRP Power Table

U-NII-6 MIMO															
Mod.	Data Rate	NTX	CH.	Freq. (MHz)	RU Config	Duty Factor (dB)		Conducted Power (dBm)			DG (dBi)		EIRP Power (dBm)	EIRP Power Limit (dBm)	Pass /Fail
						Ant 9	Ant 8	Ant 9	Ant 8	SUM	Ant 9	Ant 8			
HE20	MCS0	2	097	6435	Full	0.00	0.00	1.70	2.90	5.35	3.65	3.65	9.00	24.00	Pass
HE20	MCS0	2	105	6475	Full	0.00	0.00	1.50	3.10	5.38	3.65	3.65	9.03	24.00	Pass
HE20	MCS0	2	113	6515	Full	0.00	0.00	1.80	3.20	5.57	3.65	3.65	9.21	24.00	Pass
HE40	MCS0	2	099	6445	Full	0.00	0.00	4.90	6.50	8.78	3.65	3.65	12.43	24.00	Pass
HE40	MCS0	2	107	6485	Full	0.00	0.00	4.80	6.70	8.86	3.65	3.65	12.51	24.00	Pass
HE80	MCS0	2	103	6465	Full	0.00	0.00	7.80	9.30	11.62	3.65	3.65	15.27	24.00	Pass

U-NII-6 straddle channel MIMO															
Mod.	Data Rate	NTX	CH.	Freq. (MHz)	RU Config	Duty Factor (dB)		Conducted Power (dBm)			DG (dBi)		EIRP Power (dBm)	EIRP Power Limit (dBm)	Pass /Fail
						Ant 9	Ant 8	Ant 9	Ant 8	SUM	Ant 9	Ant 8			
HE40	MCS0	2	115	6525	Full	0.00	0.00	5.30	7.00	9.24	3.65	3.65	12.89	24.00	Pass
HE80	MCS0	2	119	6545	Full	0.00	0.00	8.10	9.80	12.04	3.65	3.65	15.69	24.00	Pass
HE160	MCS0	2	111	6505	Full	0.00	0.00	10.50	11.80	14.21	3.65	3.65	17.86	24.00	Pass

TEST RESULTS DATA
EIRP Power Spectral Density

U-NII-6 MIMO													
Mod.	Data Rate	NTX	CH.	Freq. (MHz)	RU Config.	Conducted Power Density (dBm/MHz)			DG (dBi)		EIRP Power Density (dBm/MHz)	EIRP Power Density Limit (dBm/MHz)	Pass /Fail
						Ant 9	Ant 8	SUM	Ant 9	Ant 8			
HE20	MCS0	2	097	6435	Full			-5.49	3.65	-1.84	-1.00	Pass	
HE20	MCS0	2	105	6475	Full			-5.27	3.65	-1.62	-1.00	Pass	
HE20	MCS0	2	113	6515	Full			-5.36	3.65	-1.71	-1.00	Pass	
HE40	MCS0	2	099	6445	Full			-5.18	3.65	-1.53	-1.00	Pass	
HE40	MCS0	2	107	6485	Full			-5.39	3.65	-1.74	-1.00	Pass	
HE80	MCS0	2	103	6465	Full			-5.59	3.65	-1.94	-1.00	Pass	

U-NII-6 straddle channel MIMO													
Mod.	Data Rate	NTX	CH.	Freq. (MHz)	RU Config.	Conducted Power Density (dBm/MHz)			DG (dBi)		EIRP Power Density (dBm/MHz)	EIRP Power Density Limit (dBm/MHz)	Pass /Fail
						Ant 9	Ant 8	SUM	Ant 9	Ant 8			
HE40	MCS0	2	115	6525	Full			-4.92	3.65	-1.27	-1.00	Pass	
HE80	MCS0	2	119	6545	Full			-4.74	3.65	-1.09	-1.00	Pass	
HE160	MCS0	2	111	6505	Full			-4.90	3.65	-1.25	-1.00	Pass	

TEST RESULTS DATA
EIRP Power Table

U-NII-7 MIMO															
Mod.	Data Rate	NTX	CH.	Freq. (MHz)	RU Config.	Duty Factor (dB)		Conducted Power (dBm)			DG (dBi)		EIRP Power (dBm)	EIRP Power Limit (dBm)	Pass /Fail
						Ant 9	Ant 8	Ant 9	Ant 8	SUM	Ant 9	Ant 8			
HE20	MCS0	2	117	6535	Full	0.00	0.00	1.70	3.40	5.64	3.51	9.15	24.00	Pass	
HE20	MCS0	2	149	6695	Full	0.00	0.00	2.20	3.40	5.85	3.51	9.36	24.00	Pass	
HE20	MCS0	2	181	6855	Full	0.00	0.00	2.30	3.40	5.90	3.51	9.40	24.00	Pass	
HE40	MCS0	2	123	6565	Full	0.00	0.00	5.70	6.80	9.30	3.51	12.80	24.00	Pass	
HE40	MCS0	2	147	6685	Full	0.00	0.00	5.60	7.00	9.37	3.51	12.88	24.00	Pass	
HE40	MCS0	2	179	6845	Full	0.00	0.00	5.60	7.00	9.37	3.51	12.88	24.00	Pass	
HE80	MCS0	2	135	6625	Full	0.00	0.00	8.40	9.00	11.72	3.51	15.23	24.00	Pass	
HE80	MCS0	2	151	6705	Full	0.00	0.00	7.70	8.70	11.24	3.51	14.75	24.00	Pass	
HE80	MCS0	2	167	6785	Full	0.00	0.00	8.00	8.90	11.48	3.51	14.99	24.00	Pass	
HE160	MCS0	2	143	6665	Full	0.00	0.00	10.10	10.80	13.47	3.51	16.98	24.00	Pass	

U-NII-7 straddle channel MIMO															
Mod.	Data Rate	NTX	CH.	Freq. (MHz)	RU Config.	Duty Factor (dB)		Conducted Power (dBm)			DG (dBi)		EIRP Power (dBm)	EIRP Power Limit (dBm)	Pass /Fail
						Ant 9	Ant 8	Ant 9	Ant 8	SUM	Ant 9	Ant 8			
HE20	MCS0	2	185	6875	Full	0.00	0.00	2.20	3.60	5.97	3.51	9.48	24.00	Pass	
HE40	MCS0	2	187	6885	Full	0.00	0.00	5.60	7.30	9.54	3.51	13.05	24.00	Pass	
HE80	MCS0	2	183	6865	Full	0.00	0.00	8.80	9.90	12.40	3.51	15.90	24.00	Pass	
HE160	MCS0	2	175	6825	Full	0.00	0.00	10.70	10.70	13.71	3.51	17.22	24.00	Pass	

TEST RESULTS DATA
EIRP Power Spectral Density

U-NII-7 MIMO													
Mod.	Data Rate	NTX	CH.	Freq. (MHz)	RU Config.	Conducted Power Density (dBm/MHz)			DG (dBi)		EIRP Power Density (dBm/MHz)	EIRP Power Density Limit (dBm/MHz)	Pass /Fail
						Ant 9	Ant 8	SUM	Ant 9	Ant 8	SUM		
HE20	MCS0	2	117	6535	Full			-5.20	3.51		-1.69	-1.00	Pass
HE20	MCS0	2	149	6695	Full			-4.99	3.51		-1.48	-1.00	Pass
HE20	MCS0	2	181	6855	Full			-4.88	3.51		-1.37	-1.00	Pass
HE40	MCS0	2	123	6565	Full			-4.57	3.51		-1.06	-1.00	Pass
HE40	MCS0	2	147	6685	Full			-4.83	3.51		-1.32	-1.00	Pass
HE40	MCS0	2	179	6845	Full			-4.97	3.51		-1.46	-1.00	Pass
HE80	MCS0	2	135	6625	Full			-5.44	3.51		-1.93	-1.00	Pass
HE80	MCS0	2	151	6705	Full			-5.79	3.51		-2.28	-1.00	Pass
HE80	MCS0	2	167	6785	Full			-5.56	3.51		-2.05	-1.00	Pass
HE160	MCS0	2	143	6665	Full			-5.72	3.51		-2.21	-1.00	Pass

U-NII-7 straddle channel MIMO													
Mod.	Data Rate	NTX	CH.	Freq. (MHz)	RU Config.	Conducted Power Density (dBm/MHz)			DG (dBi)		EIRP Power Density (dBm/MHz)	EIRP Power Density Limit (dBm/MHz)	Pass /Fail
						Ant 9	Ant 8	SUM	Ant 9	Ant 8	SUM		
HE20	MCS0	2	185	6875	Full			-4.78	3.51		-1.27	-1.00	Pass
HE40	MCS0	2	187	6885	Full			-4.88	3.51		-1.37	-1.00	Pass
HE80	MCS0	2	183	6865	Full			-4.54	3.51		-1.03	-1.00	Pass
HE160	MCS0	2	175	6825	Full			-6.26	3.51		-2.75	-1.00	Pass

TEST RESULTS DATA
EIRP Power Table

U-NII-8 MIMO															
Mod.	Data Rate	NTX	CH.	Freq. (MHz)	RU Config.	Duty Factor (dB)		Conducted Power (dBm)			DG (dBi)		EIRP Power (dBm)	EIRP Power Limit (dBm)	Pass /Fail
						Ant 9	Ant 8	Ant 9	Ant 8	SUM	Ant 9	Ant 8			
HE20	MCS0	2	189	6895	Full	0.00	0.00	2.10	3.50	5.87	3.01	3.01	8.88	24.00	Pass
HE20	MCS0	2	209	6995	Full	0.00	0.00	1.90	3.60	5.84	3.01	3.01	8.85	24.00	Pass
HE20	MCS0	2	233	7115	Full	0.00	0.00	-10.40	-9.60	-6.97	3.01	3.01	-3.96	24.00	Pass
HE40	MCS0	2	195	6925	Full	0.00	0.00	5.40	6.90	9.22	3.01	3.01	12.24	24.00	Pass
HE40	MCS0	2	211	7005	Full	0.00	0.00	6.40	7.80	10.17	3.01	3.01	13.18	24.00	Pass
HE40	MCS0	2	227	7085	Full	0.00	0.00	6.50	7.50	10.04	3.01	3.01	13.05	24.00	Pass
HE80	MCS0	2	199	6945	Full	0.00	0.00	8.50	9.60	12.10	3.01	3.01	15.11	24.00	Pass
HE80	MCS0	2	215	7025	Full	0.00	0.00	8.20	10.00	12.20	3.01	3.01	15.21	24.00	Pass
HE160	MCS0	2	207	6985	Full	0.00	0.00	10.20	11.50	13.91	3.01	3.01	16.92	24.00	Pass

TEST RESULTS DATA
EIRP Power Spectral Density

U-NII-8 MIMO													
Mod.	Data Rate	NTX	CH.	Freq. (MHz)	RU Config.	Conducted Power Density (dBm/MHz)			DG (dBi)		EIRP Power Density (dBm/MHz)	EIRP Power Density Limit (dBm/MHz)	Pass /Fail
						Ant 9	Ant 8	SUM	Ant 9	Ant 8	SUM		
HE20	MCS0	2	189	6895	Full			-4.97	3.01		-1.96	-1.00	Pass
HE20	MCS0	2	209	6995	Full			-4.92	3.01		-1.91	-1.00	Pass
HE20	MCS0	2	233	7115	Full			-17.60	3.01		-14.59	-1.00	Pass
HE40	MCS0	2	195	6925	Full			-4.58	3.01		-1.56	-1.00	Pass
HE40	MCS0	2	211	7005	Full			-4.06	3.01		-1.04	-1.00	Pass
HE40	MCS0	2	227	7085	Full			-4.19	3.01		-1.18	-1.00	Pass
HE80	MCS0	2	199	6945	Full			-4.60	3.01		-1.59	-1.00	Pass
HE80	MCS0	2	215	7025	Full			-4.64	3.01		-1.62	-1.00	Pass
HE160	MCS0	2	207	6985	Full			-5.96	3.01		-2.95	-1.00	Pass

<Standard Client>

TEST RESULTS DATA
EIRP Power Table

U-NII-5 MIMO															
Mod.	Data Rate	NTX	CH.	Freq. (MHz)	RU Config.	Duty Factor (dB)		Conducted Power (dBm)			DG (dBi)		EIRP Power (dBm)	EIRP Power Limit (dBm)	Pass /Fail
						Ant 9	Ant 8	Ant 9	Ant 8	SUM	Ant 9	Ant 8	SUM		
HE20	MCS0	2	049	6195	Full	0.00	0.00	8.40	8.80	11.61	3.86	3.86	15.47	30.00	Pass
HE20	MCS0	2	093	6415	Full	0.00	0.00	8.50	9.70	12.15	3.86	3.86	16.01	30.00	Pass
HE40	MCS0	2	051	6205	Full	0.00	0.00	8.80	9.10	11.96	3.86	3.86	15.82	30.00	Pass
HE40	MCS0	2	091	6405	Full	0.00	0.00	8.80	10.00	12.45	3.86	3.86	16.31	30.00	Pass
HE80	MCS0	2	055	6225	Full	0.00	0.00	8.50	9.00	11.77	3.86	3.86	15.62	30.00	Pass
HE80	MCS0	2	087	6385	Full	0.00	0.00	8.20	9.10	11.68	3.86	3.86	15.54	30.00	Pass
HE160	MCS0	2	047	6185	Full	0.00	0.00	8.50	10.00	12.32	3.86	3.86	16.18	30.00	Pass
HE160	MCS0	2	079	6345	Full	0.00	0.00	8.40	9.40	11.94	3.86	3.86	15.79	30.00	Pass

TEST RESULTS DATA
EIRP Power Spectral Density

U-NII-5 MIMO															
Mod.	Data Rate	NTX	CH.	Freq. (MHz)	RU Config.	Duty Factor (dB)		Conducted Power Density (dBm/MHz)			DG (dBi)		EIRP Power Density (dBm/MHz)	EIRP Power Density Limit (dBm/MHz)	Pass /Fail
						Ant 9	Ant 8	Ant 9	Ant 8	SUM	Ant 9	Ant 8	SUM		
HE20	MCS0	2	049	6195	Full	0.00	0.00			0.78	3.86	4.63	17.00	Pass	
HE20	MCS0	2	093	6415	Full	0.00	0.00			0.61	3.86	4.46	17.00	Pass	
HE40	MCS0	2	051	6205	Full	0.00	0.00			-2.29	3.86	1.57	17.00	Pass	
HE40	MCS0	2	091	6405	Full	0.00	0.00			-1.87	3.86	1.99	17.00	Pass	
HE80	MCS0	2	055	6225	Full	0.00	0.00			-4.88	3.86	-1.03	17.00	Pass	
HE80	MCS0	2	087	6385	Full	0.00	0.00			-4.89	3.86	-1.03	17.00	Pass	
HE160	MCS0	2	047	6185	Full	0.00	0.00			-7.75	3.86	-3.89	17.00	Pass	
HE160	MCS0	2	079	6345	Full	0.00	0.00			-7.16	3.86	-3.30	17.00	Pass	

TEST RESULTS DATA
EIRP Power Table

U-NII-7 MIMO															
Mod.	Data Rate	NTX	CH.	Freq. (MHz)	RU Config.	Duty Factor (dB)		Conducted Power (dBm)			DG (dBi)		EIRP Power (dBm)	EIRP Power Limit (dBm)	Pass /Fail
						Ant 9	Ant 8	Ant 9	Ant 8	SUM	Ant 9	Ant 8			
HE20	MCS0	2	117	6535	Full	0.00	0.00	9.20	10.80	13.08	3.51	16.59	30.00	Pass	
HE20	MCS0	2	149	6695	Full	0.00	0.00	9.90	10.60	13.27	3.51	16.78	30.00	Pass	
HE20	MCS0	2	181	6855	Full	0.00	0.00	10.30	11.40	13.90	3.51	17.40	30.00	Pass	
HE40	MCS0	2	123	6565	Full	0.00	0.00	10.10	10.80	13.47	3.51	16.98	30.00	Pass	
HE40	MCS0	2	147	6685	Full	0.00	0.00	9.90	11.00	13.50	3.51	17.00	30.00	Pass	
HE40	MCS0	2	179	6845	Full	0.00	0.00	9.90	11.00	13.50	3.51	17.00	30.00	Pass	
HE80	MCS0	2	135	6625	Full	0.00	0.00	9.50	10.30	12.93	3.51	16.44	30.00	Pass	
HE80	MCS0	2	151	6705	Full	0.00	0.00	9.90	10.80	13.38	3.51	16.89	30.00	Pass	
HE80	MCS0	2	167	6785	Full	0.00	0.00	10.50	11.20	13.87	3.51	17.38	30.00	Pass	
HE160	MCS0	2	143	6665	Full	0.00	0.00	10.10	10.80	13.47	3.51	16.98	30.00	Pass	

U-NII-7 straddle channel MIMO															
Mod.	Data Rate	NTX	CH.	Freq. (MHz)	RU Config.	Duty Factor (dB)		Conducted Power (dBm)			DG (dBi)		EIRP Power (dBm)	EIRP Power Limit (dBm)	Pass /Fail
						Ant 9	Ant 8	Ant 9	Ant 8	SUM	Ant 9	Ant 8			
HE20	MCS0	2	185	6875	Full	0.00	0.00	9.70	10.70	13.24	3.51	16.75	30.00	Pass	
HE40	MCS0	2	187	6885	Full	0.00	0.00	10.00	11.50	13.82	3.51	17.33	30.00	Pass	
HE80	MCS0	2	183	6865	Full	0.00	0.00	10.00	11.00	13.54	3.51	17.05	30.00	Pass	
HE160	MCS0	2	175	6825	Full	0.00	0.00	10.70	10.70	13.71	3.51	17.22	30.00	Pass	

TEST RESULTS DATA
EIRP Power Spectral Density

U-NII-7 MIMO															
Mod.	Data Rate	NTX	CH.	Freq. (MHz)	RU Config.	Duty Factor (dB)		Conducted Power Density (dBm/MHz)			DG (dBi)		EIRP Power Density (dBm/MHz)	EIRP Power Density Limit (dBm/MHz)	Pass /Fail
						Ant 9	Ant 8	Ant 9	Ant 8	SUM	Ant 9	Ant 8			
HE20	MCS0	2	117	6535	Full	0.00	0.00			2.09	3.51	5.60	17.00	Pass	
HE20	MCS0	2	149	6695	Full	0.00	0.00			2.28	3.51	5.79	17.00	Pass	
HE20	MCS0	2	181	6855	Full	0.00	0.00			2.98	3.51	6.49	17.00	Pass	
HE40	MCS0	2	123	6565	Full	0.00	0.00			-1.32	3.51	2.19	17.00	Pass	
HE40	MCS0	2	147	6685	Full	0.00	0.00			-1.01	3.51	2.50	17.00	Pass	
HE40	MCS0	2	179	6845	Full	0.00	0.00			-1.25	3.51	2.26	17.00	Pass	
HE80	MCS0	2	135	6625	Full	0.00	0.00			-4.70	3.51	-1.19	17.00	Pass	
HE80	MCS0	2	151	6705	Full	0.00	0.00			-4.04	3.51	-0.53	17.00	Pass	
HE80	MCS0	2	167	6785	Full	0.00	0.00			-3.70	3.51	-0.19	17.00	Pass	
HE160	MCS0	2	143	6665	Full	0.00	0.00			-5.72	3.51	-2.21	17.00	Pass	

U-NII-7 straddle channel MIMO															
Mod.	Data Rate	NTX	CH.	Freq. (MHz)	RU Config.	Duty Factor (dB)		Conducted Power Density (dBm/MHz)			DG (dBi)		EIRP Power Density (dBm/MHz)	EIRP Power Density Limit (dBm/MHz)	Pass /Fail
						Ant 9	Ant 8	Ant 9	Ant 8	SUM	Ant 9	Ant 8			
HE20	MCS0	2	185	6875	Full	0.00	0.00			1.99	3.51	5.50	17.00	Pass	
HE40	MCS0	2	187	6885	Full	0.00	0.00			-1.34	3.51	2.17	17.00	Pass	
HE80	MCS0	2	183	6865	Full	0.00	0.00			-4.15	3.51	-0.64	17.00	Pass	
HE160	MCS0	2	175	6825	Full	0.00	0.00			-6.26	3.51	-2.75	17.00	Pass	



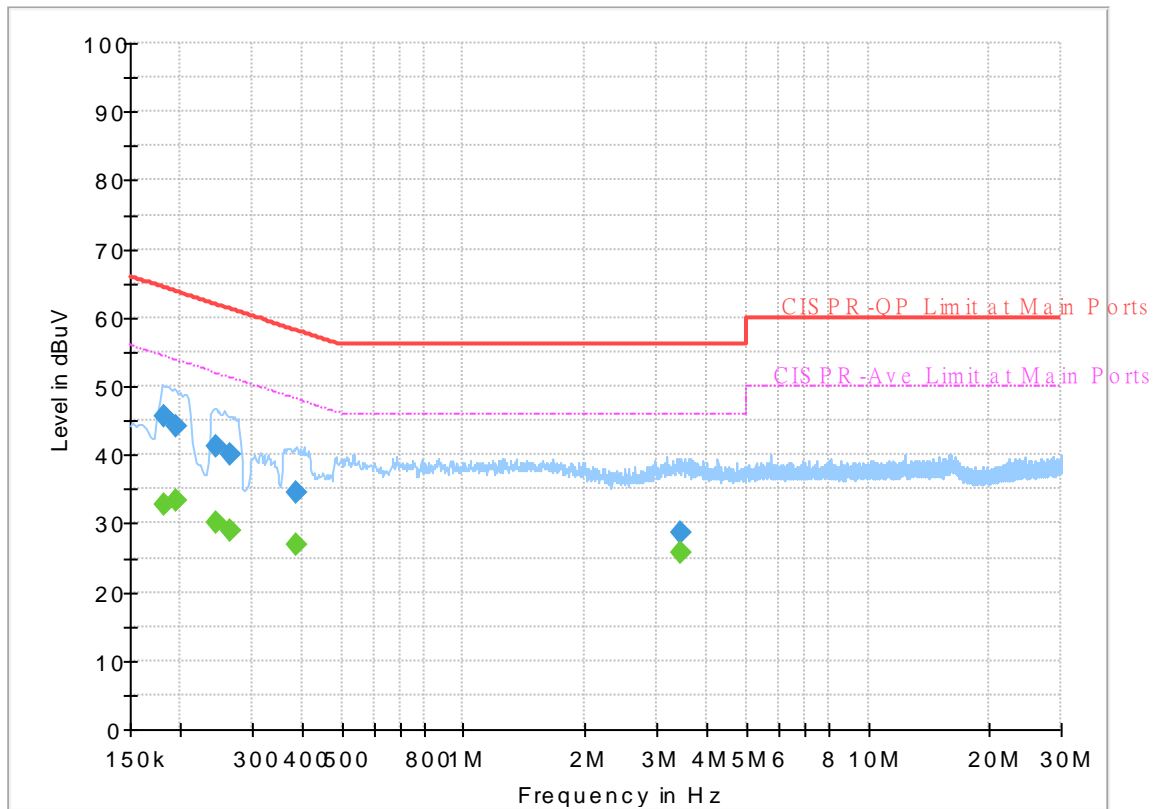
Appendix B. AC Conducted Emission Test Results

Test Engineer :	Tom Lee	Temperature :	23~26°C
		Relative Humidity :	45~55%

EUT Information

Report NO : 271554
 Test Mode : Mode 1
 Test Voltage : 120Vac/60Hz
 Phase : Line

Full Spectrum



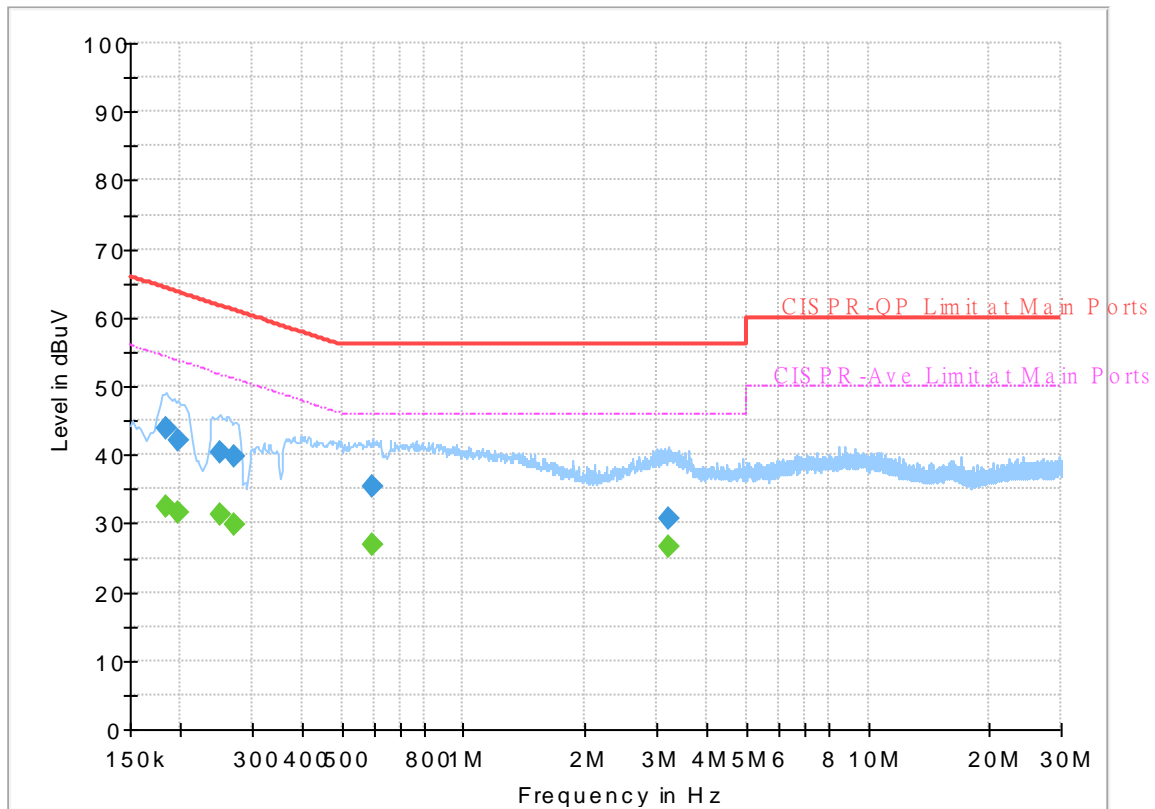
Final_Result

Frequency (MHz)	QuasiPeak (dBuV)	CAverage (dBuV)	Limit (dBuV)	Margin (dB)	Line	Filter	Corr. (dB)
0.181500	---	32.74	54.42	21.68	L1	OFF	19.8
0.181500	45.50	---	64.42	18.92	L1	OFF	19.8
0.195000	---	33.25	53.82	20.57	L1	OFF	19.8
0.195000	44.25	---	63.82	19.57	L1	OFF	19.8
0.244500	---	30.03	51.94	21.91	L1	OFF	19.8
0.244500	41.36	---	61.94	20.58	L1	OFF	19.8
0.264750	---	28.98	51.28	22.30	L1	OFF	19.8
0.264750	39.95	---	61.28	21.33	L1	OFF	19.8
0.386250	---	26.90	48.14	21.24	L1	OFF	19.8
0.386250	34.36	---	58.14	23.78	L1	OFF	19.8
3.426000	---	25.81	46.00	20.19	L1	OFF	20.0
3.426000	28.62	---	56.00	27.38	L1	OFF	20.0

EUT Information

Report NO : 271554
 Test Mode : Mode 1
 Test Voltage : 120Vac/60Hz
 Phase : Neutral

Full Spectrum



Final_Result

Frequency (MHz)	QuasiPeak (dBuV)	CAverage (dBuV)	Limit (dBuV)	Margin (dB)	Line	Filter	Corr. (dB)
0.183750	---	32.49	54.31	21.82	N	OFF	19.8
0.183750	43.73	---	64.31	20.58	N	OFF	19.8
0.197250	---	31.48	53.73	22.25	N	OFF	19.8
0.197250	42.03	---	63.73	21.70	N	OFF	19.8
0.251250	---	31.43	51.72	20.29	N	OFF	19.8
0.251250	40.33	---	61.72	21.39	N	OFF	19.8
0.271500	---	29.93	51.07	21.14	N	OFF	19.8
0.271500	39.75	---	61.07	21.32	N	OFF	19.8
0.597750	---	26.78	46.00	19.22	N	OFF	19.8
0.597750	35.38	---	56.00	20.62	N	OFF	19.8
3.198750	---	26.49	46.00	19.51	N	OFF	20.0
3.198750	30.66	---	56.00	25.34	N	OFF	20.0



Appendix C. Radiated Spurious Emission

Test Engineer :	Leo Li and Bigshow Wang	Temperature :	21.5~23.6°C
		Relative Humidity :	50~60%

<SDM Mode>

<Sample 2>

Band 5 - 5925~6425MHz
WIFI 802.11a (Band Edge @ 3m)

WIFI Ant. 9+8	Note	Frequency (MHz)	Level (dBμV/m)	Margin (dB)	Limit Line (dBμV/m)	Read Level (dBμV)	Antenna Factor (dB/m)	Path Loss (dB)	Preamp Factor (dB)	Ant Pos (cm)	Table Pos (deg)	Peak Avg. (P/A)	Pol. (H/V)	
802.11a CH 01 5955MHz		5924.96	66.11	-22.09	88.2	58.84	34.2	9.78	36.71	103	50	P	H	
		5924.96	54.57	-13.63	68.2	47.3	34.2	9.78	36.71	103	50	A	H	
	*	5955	113.23	-	-	106.02	34.1	9.82	36.71	103	50	P	H	
	*	5955	106.02	-	-	98.81	34.1	9.82	36.71	103	50	A	H	
													H	
														H
			5924.54	66.32	-21.88	88.2	59.05	34.2	9.78	36.71	107	49	P	V
			5924.96	54.52	-13.68	68.2	47.25	34.2	9.78	36.71	107	49	A	V
	*		5955	112.31	-	-	105.1	34.1	9.82	36.71	107	49	P	V
	*		5955	105.14	-	-	97.93	34.1	9.82	36.71	107	49	A	V
														V
														V
Remark	1. No other spurious found. 2. All results are PASS against Peak and Average limit line.													



Band 5 5925~6425MHz
WIFI 802.11a (Harmonic @ 3m)

WIFI Ant. 9+8	Note	Frequency (MHz)	Level (dBμV/m)	Margin (dB)	Limit Line (dBμV/m)	Read Level (dBμV)	Antenna Factor (dB/m)	Path Loss (dB)	Preamp Factor (dB)	Ant Pos (cm)	Table Pos (deg)	Peak Avg. (P/A)	Pol. (H/V)
		10800	48.88	-25.12	74	55.58	39	12.66	58.36	-	-	P	H
		10800	40.09	-13.91	54	46.79	39	12.66	58.36	-	-	A	H
		11910	47.73	-26.27	74	53.01	39.02	13.17	57.47	-	-	P	H
		14480	48.89	-25.11	74	51.24	40	14.55	56.9	-	-	P	H
		14480	40.1	-13.9	54	42.45	40	14.55	56.9	-	-	A	H
		17840	53.08	-20.92	74	55.81	40.46	16.24	59.43	-	-	P	H
		17840	44.29	-9.71	54	47.02	40.46	16.24	59.43	-	-	A	H
		17865	52.73	-21.27	74	55.2	40.68	16.26	59.41	-	-	P	H
		17865	43.69	-10.31	54	46.16	40.68	16.26	59.41	-	-	A	H
													H
													H
													H
802.11a													
CH 01													
5955MHz		10720	48.72	-25.28	74	55.45	39.08	12.61	58.42	-	-	P	V
		10720	39.93	-14.07	54	46.66	39.08	12.61	58.42	-	-	A	V
		11910	46.63	-27.37	74	51.91	39.02	13.17	57.47	-	-	P	V
		14488	49.26	-24.74	74	51.61	40	14.55	56.9	-	-	P	V
		14488	40.47	-13.53	54	42.82	40	14.55	56.9	-	-	A	V
		17848	52.94	-21.06	74	55.58	40.53	16.25	59.42	-	-	P	V
		17848	44.15	-9.85	54	46.79	40.53	16.25	59.42	-	-	A	V
		17865	52.6	-21.4	74	55.07	40.68	16.26	59.41	-	-	P	V
		17865	43.72	-10.28	54	46.19	40.68	16.26	59.41	-	-	A	V
													V
													V
													V



WIFI Ant. 9+8	Note	Frequency (MHz)	Level (dBμV/m)	Margin (dB)	Limit Line (dBμV/m)	Read Level (dBμV)	Antenna Factor (dB/m)	Path Loss (dB)	Preamp Factor (dB)	Ant Pos (cm)	Table Pos (deg)	Peak Avg. (P/A)	Pol. (H/V)	
802.11a CH 49 6195MHz		10800	48.63	-25.37	74	55.33	39	12.66	58.36	-	-	P	H	
		10800	39.84	-14.16	54	46.54	39	12.66	58.36	-	-	A	H	
		12390	47.36	-26.64	74	52.05	39.03	13.45	57.17	-	-	P	H	
		14480	49.46	-24.54	74	51.81	40	14.55	56.9	-	-	P	H	
		14480	40.67	-13.33	54	43.02	40	14.55	56.9	-	-	A	H	
		17912	52.91	-21.09	74	54.94	41.05	16.29	59.37	-	-	P	H	
		17912	44.12	-9.88	54	46.15	41.05	16.29	59.37	-	-	A	H	
		18585	39.47	-34.53	74	60.11	37.97	-3.08	55.53	-	-	P	H	
														H
														H
														H
														H
			10704	49.15	-24.85	74	55.89	39.1	12.6	58.44	-	-	P	V
			10704	40.36	-13.64	54	47.1	39.1	12.6	58.44	-	-	A	V
			12390	47.36	-26.64	74	52.05	39.03	13.45	57.17	-	-	P	V
			14488	48.38	-25.62	74	50.73	40	14.55	56.9	-	-	P	V
			14488	39.59	-14.41	54	41.94	40	14.55	56.9	-	-	A	V
			17984	53.44	-20.56	74	55.08	41.34	16.33	59.31	-	-	P	V
			17984	44.65	-9.35	54	46.29	41.34	16.33	59.31	-	-	A	V
			18585	38.09	-35.91	74	58.73	37.97	-3.08	55.53	-	-	P	V
													V	
													V	
													V	
													V	



WIFI Ant. 9+8	Note	Frequency (MHz)	Level (dBμV/m)	Margin (dB)	Limit Line (dBμV/m)	Read Level (dBμV)	Antenna Factor (dB/m)	Path Loss (dB)	Preamp Factor (dB)	Ant Pos (cm)	Table Pos (deg)	Peak Avg. (P/A)	Pol. (H/V)	
802.11a CH 93 6415MHz		10744	48.58	-25.42	74	55.3	39.06	12.62	58.4	-	-	P	H	
		10744	39.79	-14.21	54	46.51	39.06	12.62	58.4	-	-	A	H	
		12830	48.7	-39.5	88.2	52.3	39.69	13.74	57.03	-	-	P	H	
		14496	50.24	-23.76	74	52.59	40	14.55	56.9	-	-	P	H	
		14496	41.45	-12.55	54	43.8	40	14.55	56.9	-	-	A	H	
		17920	53.15	-20.85	74	55.13	41.08	16.3	59.36	-	-	P	H	
		17920	44.36	-9.64	54	46.34	41.08	16.3	59.36	-	-	A	H	
		19245	37.7	-36.3	74	57.53	38.1	-2.83	55.1	-	-	P	H	
														H
														H
														H
														H
			10816	49.06	-24.94	74	55.75	39	12.66	58.35	-	-	P	V
			10816	40.27	-13.73	54	46.96	39	12.66	58.35	-	-	A	V
			12830	48.85	-39.35	88.2	52.45	39.69	13.74	57.03	-	-	P	V
			14496	49.31	-24.69	74	51.66	40	14.55	56.9	-	-	P	V
			14496	40.52	-13.48	54	42.87	40	14.55	56.9	-	-	A	V
			17848	52.98	-21.02	74	55.62	40.53	16.25	59.42	-	-	P	V
			17848	44.19	-9.81	54	46.83	40.53	16.25	59.42	-	-	A	V
			19245	38.33	-35.67	74	58.16	38.1	-2.83	55.1	-	-	P	V
													V	
													V	
													V	
													V	
Remark	<ol style="list-style-type: none"> No other spurious found. All results are PASS against Peak and Average limit line. The emission position marked as "-" means no suspected emission found with sufficient margin against limit line or noise floor only. The emission level close to 18GHz is checked that the average emission level is noise floor only. 													



Band 5 5925~6425MHz
WIFI 802.11ax HE20 Full (Band Edge @ 3m)

WIFI Ant. 9+8	Note	Frequency (MHz)	Level (dBμV/m)	Margin (dB)	Limit Line (dBμV/m)	Read Level (dBμV)	Antenna Factor (dB/m)	Path Loss (dB)	Preamp Factor (dB)	Ant Pos (cm)	Table Pos (deg)	Peak Avg. (P/A)	Pol. (H/V)	
802.11ax HE20 Full CH 01 5955MHz		5924.96	65	-23.2	88.2	57.73	34.2	9.78	36.71	102	50	P	H	
		5924.96	54.19	-14.01	68.2	46.92	34.2	9.78	36.71	102	50	A	H	
	*	5955	114.59	-	-	107.38	34.1	9.82	36.71	102	50	P	H	
	*	5955	103.55	-	-	96.34	34.1	9.82	36.71	102	50	A	H	
													H	
														H
			5924.12	65.5	-22.7	88.2	58.23	34.2	9.78	36.71	103	59	P	V
			5924.96	54.29	-13.91	68.2	47.02	34.2	9.78	36.71	103	59	A	V
	*		5955	113.38	-	-	106.17	34.1	9.82	36.71	103	59	P	V
	*		5955	103.67	-	-	96.46	34.1	9.82	36.71	103	59	A	V
													V	
													V	
Remark	1. No other spurious found. 2. All results are PASS against Peak and Average limit line.													



Band 1 5150~5250MHz

WIFI 802.11ax HE20 Full (Harmonic @ 3m)

WIFI Ant. 9+8	Note	Frequency (MHz)	Level (dBμV/m)	Margin (dB)	Limit Line (dBμV/m)	Read Level (dBμV)	Antenna Factor (dB/m)	Path Loss (dB)	Preamp Factor (dB)	Ant Pos (cm)	Table Pos (deg)	Peak Avg. (P/A)	Pol. (H/V)
		10816	48.49	-25.51	74	55.18	39	12.66	58.35	-	-	P	H
		10816	39.7	-14.3	54	46.39	39	12.66	58.35	-	-	A	H
		11910	47.75	-26.25	74	53.03	39.02	13.17	57.47	-	-	P	H
		14496	48.89	-25.11	74	51.24	40	14.55	56.9	-	-	P	H
		14496	40.1	-13.9	54	42.45	40	14.55	56.9	-	-	A	H
		17865	51.95	-22.05	74	54.42	40.68	16.26	59.41	-	-	P	H
		17912	53.62	-20.38	74	55.65	41.05	16.29	59.37	-	-	P	H
		17912	44.83	-9.17	54	46.86	41.05	16.29	59.37	-	-	A	H
													H
													H
													H
													H
802.11ax													H
HE20 Full													H
CH 01		10704	48.51	-25.49	74	55.25	39.1	12.6	58.44	-	-	P	V
5955MHz		10704	39.72	-14.28	54	46.46	39.1	12.6	58.44	-	-	A	V
		11910	47.45	-26.55	74	52.73	39.02	13.17	57.47	-	-	P	V
		14480	49.02	-24.98	74	51.37	40	14.55	56.9	-	-	P	V
		14480	40.23	-13.77	54	42.58	40	14.55	56.9	-	-	A	V
		17865	51.31	-22.69	74	53.78	40.68	16.26	59.41	-	-	P	V
		17912	53.54	-20.46	74	55.57	41.05	16.29	59.37	-	-	P	V
		17912	44.75	-9.25	54	46.78	41.05	16.29	59.37	-	-	A	V
													V
													V
													V
													V



WIFI Ant. 9+8	Note	Frequency (MHz)	Level (dBμV/m)	Margin (dB)	Limit Line (dBμV/m)	Read Level (dBμV)	Antenna Factor (dB/m)	Path Loss (dB)	Preamp Factor (dB)	Ant Pos (cm)	Table Pos (deg)	Peak Avg. (P/A)	Pol. (H/V)
		10792	48.51	-25.49	74	55.22	39.01	12.65	58.37	-	-	P	H
		10792	39.72	-14.28	54	46.43	39.01	12.65	58.37	-	-	A	H
		12390	47.15	-26.85	74	51.84	39.03	13.45	57.17	-	-	P	H
		14496	48.42	-25.58	74	50.77	40	14.55	56.9	-	-	P	H
		14496	39.63	-14.37	54	41.98	40	14.55	56.9	-	-	A	H
		17920	53.22	-20.78	74	55.2	41.08	16.3	59.36	-	-	P	H
		17920	44.43	-9.57	54	46.41	41.08	16.3	59.36	-	-	A	H
		18585	38.24	-35.76	74	58.88	37.97	-3.08	55.53	-	-	P	H
													H
													H
													H
													H
802.11ax													
HE20 Full													
CH 49													
6195MHz		10856	48.53	-25.47	74	55.17	39	12.68	58.32	-	-	P	V
		10856	39.74	-14.26	54	46.38	39	12.68	58.32	-	-	A	V
		12390	48.32	-25.68	74	53.01	39.03	13.45	57.17	-	-	P	V
		12390	39.44	-14.56	54	44.13	39.03	13.45	57.17	-	-	A	V
		14496	50.01	-23.99	74	52.36	40	14.55	56.9	-	-	P	V
		14496	41.22	-12.78	54	43.57	40	14.55	56.9	-	-	A	V
		17920	53.32	-20.68	74	55.3	41.08	16.3	59.36	-	-	P	V
		17920	44.53	-9.47	54	46.51	41.08	16.3	59.36	-	-	A	V
		18585	38.3	-35.7	74	58.94	37.97	-3.08	55.53	-	-	P	V
													V
													V
													V



WIFI Ant. 9+8	Note	Frequency (MHz)	Level (dBμV/m)	Margin (dB)	Limit Line (dBμV/m)	Read Level (dBμV)	Antenna Factor (dB/m)	Path Loss (dB)	Preamp Factor (dB)	Ant Pos (cm)	Table Pos (deg)	Peak Avg. (P/A)	Pol. (H/V)
		10800	49.03	-24.97	74	55.73	39	12.66	58.36	-	-	P	H
		10800	40.24	-13.76	54	46.94	39	12.66	58.36	-	-	A	H
		12830	48.13	-40.07	88.2	51.73	39.69	13.74	57.03	-	-	P	H
		14472	49.15	-24.85	74	51.51	40	14.54	56.9	-	-	P	H
		14472	40.36	-13.64	54	42.72	40	14.54	56.9	-	-	A	H
		17848	53.57	-20.43	74	56.21	40.53	16.25	59.42	-	-	P	H
		17848	44.78	-9.22	54	47.42	40.53	16.25	59.42	-	-	A	H
		19245	37.73	-36.27	74	57.56	38.1	-2.83	55.1	-	-	P	H
													H
													H
													H
													H
802.11ax													
HE20 Full													
CH 93													
6415MHz		10768	48.49	-25.51	74	55.21	39.03	12.64	58.39	-	-	P	V
		10768	39.7	-14.3	54	46.42	39.03	12.64	58.39	-	-	A	V
		12830	47.86	-40.34	88.2	51.46	39.69	13.74	57.03	-	-	P	V
		14488	48.88	-25.12	74	51.23	40	14.55	56.9	-	-	P	V
		14488	40.09	-13.91	54	42.44	40	14.55	56.9	-	-	A	V
		17912	53.4	-20.6	74	55.43	41.05	16.29	59.37	-	-	P	V
		17912	44.61	-9.39	54	46.64	41.05	16.29	59.37	-	-	A	V
		19245	37.91	-36.09	74	57.74	38.1	-2.83	55.1	-	-	P	V
													V
													V
													V
													V
Remark	<ol style="list-style-type: none"> No other spurious found. All results are PASS against Peak and Average limit line. The emission position marked as "-" means no suspected emission found with sufficient margin against limit line or noise floor only. The emission level close to 18GHz is checked that the average emission level is noise floor only. 												



Band 5 5925~6425MHz
WIFI 802.11ax HE20 Partial 106 (Band Edge @ 3m)

WIFI Ant. 9+8	Note	Frequency (MHz)	Level (dBμV/m)	Margin (dB)	Limit Line (dBμV/m)	Read Level (dBμV)	Antenna Factor (dB/m)	Path Loss (dB)	Preamp Factor (dB)	Ant Pos (cm)	Table Pos (deg)	Peak Avg. (P/A)	Pol. (H/V)	
802.11ax HE20 Partial 106/53 CH 01 5955MHz		5923.7	64.98	-23.22	88.2	57.7	34.21	9.78	36.71	100	149	P	H	
		5924.96	44.81	-23.39	68.2	37.54	34.2	9.78	36.71	100	149	A	H	
	*	5955	117.79	-	-	110.58	34.1	9.82	36.71	100	149	P	H	
	*	5955	108.81	-	-	101.6	34.1	9.82	36.71	100	149	A	H	
													H	
														H
			5924.68	63.3	-24.9	88.2	56.03	34.2	9.78	36.71	100	126	P	V
			5924.96	44.38	-23.82	68.2	37.11	34.2	9.78	36.71	100	126	A	V
	*		5955	116.41	-	-	109.2	34.1	9.82	36.71	100	126	P	V
	*		5955	108.39	-	-	101.18	34.1	9.82	36.71	100	126	A	V
													V	
													V	
Remark	1. No other spurious found. 2. All results are PASS against Peak and Average limit line.													



Band 5 5925~6425MHz
WIFI 802.11ax HE40 Full (Band Edge @ 3m)

WIFI Ant. 9+8	Note	Frequency (MHz)	Level (dBμV/m)	Margin (dB)	Limit Line (dBμV/m)	Read Level (dBμV)	Antenna Factor (dB/m)	Path Loss (dB)	Preamp Factor (dB)	Ant Pos (cm)	Table Pos (deg)	Peak Avg. (P/A)	Pol. (H/V)	
802.11ax HE40 Full CH 03 5965MHz		5925	76.69	-11.51	88.2	69.42	34.2	9.78	36.71	100	150	P	H	
		5925	64.83	-3.37	68.2	57.56	34.2	9.78	36.71	100	150	A	H	
	*	5965	112.01	-	-	104.79	34.1	9.83	36.71	100	150	P	H	
	*	5965	100.73	-	-	93.51	34.1	9.83	36.71	100	150	A	H	
													H	
														H
			5923.8	74.81	-13.39	88.2	67.54	34.2	9.78	36.71	100	89	P	V
			5925	63.52	-4.68	68.2	56.25	34.2	9.78	36.71	100	89	A	V
	*		5965	109.03	-	-	101.81	34.1	9.83	36.71	100	89	P	V
	*		5965	97.87	-	-	90.65	34.1	9.83	36.71	100	89	A	V
													V	
													V	
Remark	1. No other spurious found. 2. All results are PASS against Peak and Average limit line.													



Band 5 5925~6425MHz

WIFI 802.11ax HE40 Full (Harmonic @ 3m)

WIFI Ant. 9+8	Note	Frequency (MHz)	Level (dBμV/m)	Margin (dB)	Limit Line (dBμV/m)	Read Level (dBμV)	Antenna Factor (dB/m)	Path Loss (dB)	Preamp Factor (dB)	Ant Pos (cm)	Table Pos (deg)	Peak Avg. (P/A)	Pol. (H/V)
		10760	49.13	-24.87	74	55.84	39.04	12.64	58.39	-	-	P	H
		10760	40.34	-13.66	54	47.05	39.04	12.64	58.39	-	-	A	H
		11930	47.54	-26.46	74	52.77	39.06	13.17	57.46	-	-	P	H
		14488	48.2	-25.8	74	50.55	40	14.55	56.9	-	-	P	H
		14488	39.41	-14.59	54	41.76	40	14.55	56.9	-	-	A	H
		17895	51.5	-22.5	74	53.64	40.96	16.28	59.38	-	-	P	H
		17920	53.34	-20.66	74	55.32	41.08	16.3	59.36	-	-	P	H
		17920	44.55	-9.45	54	46.53	41.08	16.3	59.36	-	-	A	H
													H
													H
													H
													H
802.11ax													
HE40 Full													
CH 03													
5965MHz		10888	48.73	-25.27	74	55.32	39	12.7	58.29	-	-	P	V
		10888	39.94	-14.06	54	46.53	39	12.7	58.29	-	-	A	V
		11930	47	-27	74	52.23	39.06	13.17	57.46	-	-	P	V
		14472	48.61	-25.39	74	50.97	40	14.54	56.9	-	-	P	V
		14472	39.82	-14.18	54	42.18	40	14.54	56.9	-	-	A	V
		17895	51.78	-22.22	74	53.92	40.96	16.28	59.38	-	-	P	V
		17912	53.19	-20.81	74	55.22	41.05	16.29	59.37	-	-	P	V
		17912	44.4	-9.6	54	46.43	41.05	16.29	59.37	-	-	A	V
													V
													V
													V
													V



WIFI Ant. 9+8	Note	Frequency (MHz)	Level (dBμV/m)	Margin (dB)	Limit Line (dBμV/m)	Read Level (dBμV)	Antenna Factor (dB/m)	Path Loss (dB)	Preamp Factor (dB)	Ant Pos (cm)	Table Pos (deg)	Peak Avg. (P/A)	Pol. (H/V)	
802.11ax HE40 Full CH 51 6205MHz		10800	49.05	-24.95	74	55.75	39	12.66	58.36	-	-	P	H	
		10800	40.26	-13.74	54	46.96	39	12.66	58.36	-	-	A	H	
		12410	46.69	-27.31	74	51.36	39.01	13.47	57.15	-	-	P	H	
		14496	48.86	-25.14	74	51.21	40	14.55	56.9	-	-	P	H	
		14496	40.07	-13.93	54	42.42	40	14.55	56.9	-	-	A	H	
		17912	52.56	-21.44	74	54.59	41.05	16.29	59.37	-	-	P	H	
		17912	43.77	-10.23	54	45.8	41.05	16.29	59.37	-	-	A	H	
		18615	36.4	-37.6	74	56.97	37.99	-3.05	55.51	-	-	P	H	
														H
														H
														H
														H
			10736	48.62	-25.38	74	55.36	39.06	12.61	58.41	-	-	P	V
			10736	39.83	-14.17	54	46.57	39.06	12.61	58.41	-	-	A	V
			12410	46.5	-27.5	74	51.17	39.01	13.47	57.15	-	-	P	V
			14496	48.07	-25.93	74	50.42	40	14.55	56.9	-	-	P	V
			14496	39.28	-14.72	54	41.63	40	14.55	56.9	-	-	A	V
			17904	53.98	-20.02	74	56.05	41.02	16.29	59.38	-	-	P	V
			17904	45.19	-8.81	54	47.26	41.02	16.29	59.38	-	-	A	V
			18615	35.86	-38.14	74	56.43	37.99	-3.05	55.51	-	-	P	V
													V	
													V	
													V	
													V	



WIFI Ant. 9+8	Note	Frequency (MHz)	Level (dBμV/m)	Margin (dB)	Limit Line (dBμV/m)	Read Level (dBμV)	Antenna Factor (dB/m)	Path Loss (dB)	Preamp Factor (dB)	Ant Pos (cm)	Table Pos (deg)	Peak Avg. (P/A)	Pol. (H/V)
		10752	48.5	-25.5	74	55.22	39.05	12.63	58.4	-	-	P	H
		10752	39.71	-14.29	54	46.43	39.05	12.63	58.4	-	-	A	H
		12810	47.51	-40.69	88.2	51.19	39.63	13.73	57.04	-	-	P	H
		14496	48.68	-25.32	74	51.03	40	14.55	56.9	-	-	P	H
		14496	39.89	-14.11	54	42.24	40	14.55	56.9	-	-	A	H
		17912	53.03	-20.97	74	55.06	41.05	16.29	59.37	-	-	P	H
		17912	44.24	-9.76	54	46.27	41.05	16.29	59.37	-	-	A	H
		19215	35.16	-38.84	74	54.99	38.09	-2.81	55.11	-	-	P	H
													H
													H
													H
													H
802.11ax													
HE40 Full													
CH 91													
6405MHz		10792	48.68	-25.32	74	55.39	39.01	12.65	58.37	-	-	P	V
		10792	39.89	-14.11	54	46.6	39.01	12.65	58.37	-	-	A	V
		12810	48.09	-40.11	88.2	51.77	39.63	13.73	57.04	-	-	P	V
		14496	48.63	-25.37	74	50.98	40	14.55	56.9	-	-	P	V
		14496	39.84	-14.16	54	42.19	40	14.55	56.9	-	-	A	V
		17920	53.07	-20.93	74	55.05	41.08	16.3	59.36	-	-	P	V
		17920	44.28	-9.72	54	46.26	41.08	16.3	59.36	-	-	A	V
		19215	37.41	-36.59	74	57.24	38.09	-2.81	55.11	-	-	P	V
													V
													V
													V
													V
Remark	<ol style="list-style-type: none"> No other spurious found. All results are PASS against Peak and Average limit line. The emission position marked as "-" means no suspected emission found with sufficient margin against limit line or noise floor only. The emission level close to 18GHz is checked that the average emission level is noise floor only. 												



Band 5 5925~6425MHz
WIFI 802.11ax HE40 Partial 242 (Band Edge @ 3m)

WIFI Ant. 9+8	Note	Frequency (MHz)	Level (dBμV/m)	Margin (dB)	Limit Line (dBμV/m)	Read Level (dBμV)	Antenna Factor (dB/m)	Path Loss (dB)	Preamp Factor (dB)	Ant Pos (cm)	Table Pos (deg)	Peak Avg. (P/A)	Pol. (H/V)	
802.11ax HE40 Partial 242/61 CH 03 5965MHz		5923.8	80.31	-7.89	88.2	73.04	34.2	9.78	36.71	100	150	P	H	
		5924.16	59.96	-8.24	68.2	52.69	34.2	9.78	36.71	100	150	A	H	
	*	5965	115.21	-	-	107.99	34.1	9.83	36.71	100	150	P	H	
	*	5965	105.9	-	-	98.68	34.1	9.83	36.71	100	150	A	H	
													H	
														H
			5921.82	77.51	-10.69	88.2	70.24	34.21	9.77	36.71	100	91	P	V
			5920.02	56.64	-11.56	68.2	49.36	34.22	9.77	36.71	100	91	A	V
	*		5965	115.59	-	-	108.37	34.1	9.83	36.71	100	91	P	V
	*		5965	106.43	-	-	99.21	34.1	9.83	36.71	100	91	A	V
													V	
													V	
Remark	1. No other spurious found. 2. All results are PASS against Peak and Average limit line.													



Band 5 5925~6425MHz
WIFI 802.11ax HE80 Full (Band Edge @ 3m)

WIFI Ant. 9+8	Note	Frequency (MHz)	Level (dBμV/m)	Margin (dB)	Limit Line (dBμV/m)	Read Level (dBμV)	Antenna Factor (dB/m)	Path Loss (dB)	Preamp Factor (dB)	Ant Pos (cm)	Table Pos (deg)	Peak Avg. (P/A)	Pol. (H/V)	
802.11ax HE80 Full CH 07 5985MHz		5922.44	79.04	-9.16	88.2	71.76	34.21	9.78	36.71	100	147	P	H	
		5925	66.01	-2.19	68.2	58.74	34.2	9.78	36.71	100	147	A	H	
	*	5985	107.78	-	-	100.53	34.1	9.86	36.71	100	147	P	H	
	*	5985	97	-	-	89.75	34.1	9.86	36.71	100	147	A	H	
													H	
														H
			5924.04	77.1	-11.1	88.2	69.83	34.2	9.78	36.71	100	92	P	V
			5925	65.34	-2.86	68.2	58.07	34.2	9.78	36.71	100	92	A	V
	*		5985	107.12	-	-	99.87	34.1	9.86	36.71	100	92	P	V
	*		5985	97.4	-	-	90.15	34.1	9.86	36.71	100	92	A	V
													V	
													V	
Remark	1. No other spurious found. 2. All results are PASS against Peak and Average limit line.													



Band 5 5925~6425MHz

WIFI 802.11ax HE80 Full (Harmonic @ 3m)

WIFI Ant. 9+8	Note	Frequency (MHz)	Level (dBμV/m)	Margin (dB)	Limit Line (dBμV/m)	Read Level (dBμV)	Antenna Factor (dB/m)	Path Loss (dB)	Preamp Factor (dB)	Ant Pos (cm)	Table Pos (deg)	Peak Avg. (P/A)	Pol. (H/V)
		10704	48.36	-25.64	74	55.1	39.1	12.6	58.44	-	-	P	H
		10704	39.57	-14.43	54	46.31	39.1	12.6	58.44	-	-	A	H
		11970	47.12	-26.88	74	52.21	39.14	13.19	57.42	-	-	P	H
		14496	49.15	-24.85	74	51.5	40	14.55	56.9	-	-	P	H
		14496	40.36	-13.64	54	42.71	40	14.55	56.9	-	-	A	H
		17904	52.7	-21.3	74	54.77	41.02	16.29	59.38	-	-	P	H
		17904	43.91	-10.09	54	45.98	41.02	16.29	59.38	-	-	A	H
		17955	51.27	-22.73	74	53.07	41.22	16.32	59.34	-	-	P	H
		17955	42.32	-11.68	54	44.12	41.22	16.32	59.34	-	-	A	H
													H
													H
													H
802.11ax													
HE80 Full													
CH 07													
5985MHz		10816	48.61	-25.39	74	55.3	39	12.66	58.35	-	-	P	V
		10816	39.82	-14.18	54	46.51	39	12.66	58.35	-	-	A	V
		11970	47.18	-26.82	74	52.27	39.14	13.19	57.42	-	-	P	V
		14496	48.79	-25.21	74	51.14	40	14.55	56.9	-	-	P	V
		14496	40	-14	54	42.35	40	14.55	56.9	-	-	A	V
		17912	52.86	-21.14	74	54.89	41.05	16.29	59.37	-	-	P	V
		17912	44.07	-9.93	54	46.1	41.05	16.29	59.37	-	-	A	V
		17955	50.99	-23.01	74	52.79	41.22	16.32	59.34	-	-	P	V
		17955	41.96	-12.04	54	43.76	41.22	16.32	59.34	-	-	A	V
													V
													V
													V



WIFI Ant. 9+8	Note	Frequency (MHz)	Level (dBμV/m)	Margin (dB)	Limit Line (dBμV/m)	Read Level (dBμV)	Antenna Factor (dB/m)	Path Loss (dB)	Preamp Factor (dB)	Ant Pos (cm)	Table Pos (deg)	Peak Avg. (P/A)	Pol. (H/V)	
802.11ax HE80 Full CH 55 6225MHz		10968	48.84	-25.16	74	55.39	38.93	12.75	58.23	-	-	P	H	
		10968	40.05	-13.95	54	46.6	38.93	12.75	58.23	-	-	A	H	
		12450	46.98	-27.02	74	51.57	39.05	13.49	57.13	-	-	P	H	
		14488	49.21	-24.79	74	51.56	40	14.55	56.9	-	-	P	H	
		14488	40.42	-13.58	54	42.77	40	14.55	56.9	-	-	A	H	
		17912	53.04	-20.96	74	55.07	41.05	16.29	59.37	-	-	P	H	
		17912	44.25	-9.75	54	46.28	41.05	16.29	59.37	-	-	A	H	
		18675	36.66	-37.34	74	57.07	38.04	-2.99	55.46	-	-	P	H	
														H
														H
														H
														H
			10664	48.64	-25.36	74	55.47	39.06	12.58	58.47	-	-	P	V
			10664	39.85	-14.15	54	46.68	39.06	12.58	58.47	-	-	A	V
			12450	46.97	-27.03	74	51.56	39.05	13.49	57.13	-	-	P	V
			14488	48.38	-25.62	74	50.73	40	14.55	56.9	-	-	P	V
			14488	39.59	-14.41	54	41.94	40	14.55	56.9	-	-	A	V
			17848	53.69	-20.31	74	56.33	40.53	16.25	59.42	-	-	P	V
			17848	44.9	-9.1	54	47.54	40.53	16.25	59.42	-	-	A	V
			18675	37.06	-36.94	74	57.47	38.04	-2.99	55.46	-	-	P	V
													V	
													V	
													V	
													V	



WIFI Ant. 9+8	Note	Frequency (MHz)	Level (dBμV/m)	Margin (dB)	Limit Line (dBμV/m)	Read Level (dBμV)	Antenna Factor (dB/m)	Path Loss (dB)	Preamp Factor (dB)	Ant Pos (cm)	Table Pos (deg)	Peak Avg. (P/A)	Pol. (H/V)
		10864	48.17	-25.83	74	54.79	39	12.69	58.31	-	-	P	H
		10864	39.38	-14.62	54	46	39	12.69	58.31	-	-	A	H
		12770	47.33	-40.87	88.2	51.12	39.57	13.69	57.05	-	-	P	H
		14496	48.76	-25.24	74	51.11	40	14.55	56.9	-	-	P	H
		14496	39.97	-14.03	54	42.32	40	14.55	56.9	-	-	A	H
		17912	53.44	-20.56	74	55.47	41.05	16.29	59.37	-	-	P	H
		17912	44.65	-9.35	54	46.68	41.05	16.29	59.37	-	-	A	H
		19155	36.12	-37.88	74	55.97	38.06	-2.77	55.14	-	-	P	H
													H
													H
													H
													H
802.11ax													
HE80 Full													
CH 87		10744	48.93	-25.07	74	55.65	39.06	12.62	58.4	-	-	P	V
6385MHz		10744	40.14	-13.86	54	46.86	39.06	12.62	58.4	-	-	A	V
		12770	47.87	-40.33	88.2	51.66	39.57	13.69	57.05	-	-	P	V
		14496	48.8	-25.2	74	51.15	40	14.55	56.9	-	-	P	V
		14496	40.01	-13.99	54	42.36	40	14.55	56.9	-	-	A	V
		17912	53.07	-20.93	74	55.1	41.05	16.29	59.37	-	-	P	V
		17912	44.28	-9.72	54	46.31	41.05	16.29	59.37	-	-	A	V
		19155	37.1	-36.9	74	56.95	38.06	-2.77	55.14	-	-	P	V
													V
													V
													V
													V
Remark	<ol style="list-style-type: none"> No other spurious found. All results are PASS against Peak and Average limit line. The emission position marked as "-" means no suspected emission found with sufficient margin against limit line or noise floor only. The emission level close to 18GHz is checked that the average emission level is noise floor only. 												



Band 5 5925~6425MHz
WIFI 802.11ax HE80 Partial 484 (Band Edge @ 3m)

WIFI Ant. 9+8	Note	Frequency (MHz)	Level (dBμV/m)	Margin (dB)	Limit Line (dBμV/m)	Read Level (dBμV)	Antenna Factor (dB/m)	Path Loss (dB)	Preamp Factor (dB)	Ant Pos (cm)	Table Pos (deg)	Peak Avg. (P/A)	Pol. (H/V)	
802.11ax HE80 Partial 484/65 CH 07 5985MHz		5923.08	81.4	-6.8	88.2	74.12	34.21	9.78	36.71	100	137	P	H	
		5924.36	65.96	-2.24	68.2	58.69	34.2	9.78	36.71	100	137	A	H	
	*	5985	109.18	-	-	101.93	34.1	9.86	36.71	100	137	P	H	
	*	5985	98.38	-	-	91.13	34.1	9.86	36.71	100	137	A	H	
													H	
													H	
			5923.24	81.91	-6.29	88.2	74.63	34.21	9.78	36.71	104	94	P	V
			5924.36	66.17	-2.03	68.2	58.9	34.2	9.78	36.71	104	94	A	V
	*		5985	109.62	-	-	102.37	34.1	9.86	36.71	104	94	P	V
	*		5985	98.83	-	-	91.58	34.1	9.86	36.71	104	94	A	V
													V	
													V	
Remark	1. No other spurious found. 2. All results are PASS against Peak and Average limit line.													



Band 5 5925~6425MHz

WIFI 802.11ax HE160 Full (Band Edge @ 3m)

WIFI Ant. 9+8	Note	Frequency (MHz)	Level (dBμV/m)	Margin (dB)	Limit Line (dBμV/m)	Read Level (dBμV)	Antenna Factor (dB/m)	Path Loss (dB)	Preamp Factor (dB)	Ant Pos (cm)	Table Pos (deg)	Peak Avg. (P/A)	Pol. (H/V)	
802.11ax HE160 Full CH 15 6025MHz		5916.84	75.8	-12.4	88.2	68.51	34.23	9.77	36.71	100	142	P	H	
		5925	65.09	-3.11	68.2	57.82	34.2	9.78	36.71	100	142	A	H	
	*	6025	104.45	-	-	97.1	34.15	9.9	36.7	100	142	P	H	
	*	6025	94.28	-	-	86.93	34.15	9.9	36.7	100	142	A	H	
													H	
														H
			5891.88	77.88	-10.32	88.2	70.58	34.28	9.73	36.71	100	92	P	V
			5921.32	64.02	-4.18	68.2	56.75	34.21	9.77	36.71	100	92	A	V
	*		6025	103.89	-	-	96.54	34.15	9.9	36.7	100	92	P	V
	*		6025	93.82	-	-	86.47	34.15	9.9	36.7	100	92	A	V
													V	
													V	
Remark	1. No other spurious found. 2. All results are PASS against Peak and Average limit line.													



Band 5 5925~6425MHz

WIFI 802.11ax HE80 Full (Harmonic @ 3m)

WIFI Ant. 9+8	Note	Frequency (MHz)	Level (dBμV/m)	Margin (dB)	Limit Line (dBμV/m)	Read Level (dBμV)	Antenna Factor (dB/m)	Path Loss (dB)	Preamp Factor (dB)	Ant Pos (cm)	Table Pos (deg)	Peak Avg. (P/A)	Pol. (H/V)
		10800	48.6	-25.4	74	55.3	39	12.66	58.36	-	-	P	H
		10800	39.81	-14.19	54	46.51	39	12.66	58.36	-	-	A	H
		12050	48.1	-25.9	74	53.04	39.2	13.23	57.37	-	-	P	H
		12050	39.21	-14.79	54	44.15	39.2	13.23	57.37	-	-	A	H
		14480	48.53	-25.47	74	50.88	40	14.55	56.9	-	-	P	H
		14480	39.74	-14.26	54	42.09	40	14.55	56.9	-	-	A	H
		17856	52.85	-21.15	74	55.42	40.6	16.25	59.42	-	-	P	H
		17856	44.06	-9.94	54	46.63	40.6	16.25	59.42	-	-	A	H
		18075	37.06	-36.94	74	58.76	37.62	-3.47	55.85	-	-	P	H
													H
													H
													H
802.11ax													
HE160 Full													
CH 15													
6025MHz		10768	48.52	-25.48	74	55.24	39.03	12.64	58.39	-	-	P	V
		10768	39.73	-14.27	54	46.45	39.03	12.64	58.39	-	-	A	V
		12050	48.27	-25.73	74	53.21	39.2	13.23	57.37	-	-	P	V
		12050	39.32	-14.68	54	44.26	39.2	13.23	57.37	-	-	A	V
		14488	48.66	-25.34	74	51.01	40	14.55	56.9	-	-	P	V
		14488	39.87	-14.13	54	42.22	40	14.55	56.9	-	-	A	V
		17920	53.62	-20.38	74	55.6	41.08	16.3	59.36	-	-	P	V
		17920	44.83	-9.17	54	46.81	41.08	16.3	59.36	-	-	A	V
		18075	36.55	-37.45	74	58.25	37.62	-3.47	55.85	-	-	P	V
													V
													V
													V



WIFI Ant. 9+8	Note	Frequency (MHz)	Level (dBµV/m)	Margin (dB)	Limit Line (dBµV/m)	Read Level (dBµV)	Antenna Factor (dB/m)	Path Loss (dB)	Preamp Factor (dB)	Ant Pos (cm)	Table Pos (deg)	Peak Avg. (P/A)	Pol. (H/V)
		10992	48.21	-25.79	74	54.75	38.91	12.76	58.21	-	-	P	H
		10992	39.42	-14.58	54	45.96	38.91	12.76	58.21	-	-	A	H
		12370	46.96	-27.04	74	51.61	39.09	13.44	57.18	-	-	P	H
		14472	48.34	-25.66	74	50.7	40	14.54	56.9	-	-	P	H
		14472	39.55	-14.45	54	41.91	40	14.54	56.9	-	-	A	H
		17920	53.12	-20.88	74	55.1	41.08	16.3	59.36	-	-	P	H
		17920	44.33	-9.67	54	46.31	41.08	16.3	59.36	-	-	A	H
		18555	36.09	-37.91	74	56.82	37.94	-3.11	55.56	-	-	P	H
													H
													H
													H
													H
802.11ax													
HE160 Full													
CH 47		10792	48.96	-25.04	74	55.67	39.01	12.65	58.37	-	-	P	V
6185MHz		10792	40.17	-13.83	54	46.88	39.01	12.65	58.37	-	-	A	V
		12370	47.81	-26.19	74	52.46	39.09	13.44	57.18	-	-	P	V
		14488	48.64	-25.36	74	50.99	40	14.55	56.9	-	-	P	V
		14488	39.85	-14.15	54	42.2	40	14.55	56.9	-	-	A	V
		17912	53.28	-20.72	74	55.31	41.05	16.29	59.37	-	-	P	V
		17912	44.49	-9.51	54	46.52	41.05	16.29	59.37	-	-	A	V
		18555	37.14	-36.86	74	57.87	37.94	-3.11	55.56	-	-	P	V
													V
													V
													V
													V



WIFI Ant. 9+8	Note	Frequency (MHz)	Level (dBμV/m)	Margin (dB)	Limit Line (dBμV/m)	Read Level (dBμV)	Antenna Factor (dB/m)	Path Loss (dB)	Preamp Factor (dB)	Ant Pos (cm)	Table Pos (deg)	Peak Avg. (P/A)	Pol. (H/V)
		10760	48.76	-25.24	74	55.47	39.04	12.64	58.39	-	-	P	H
		10760	39.97	-14.03	54	46.68	39.04	12.64	58.39	-	-	A	H
		12690	47.98	-26.02	74	51.9	39.49	13.65	57.06	-	-	P	H
		14472	48.46	-25.54	74	50.82	40	14.54	56.9	-	-	P	H
		14472	39.67	-14.33	54	42.03	40	14.54	56.9	-	-	A	H
		17840	53.49	-20.51	74	56.22	40.46	16.24	59.43	-	-	P	H
		17840	44.7	-9.3	54	47.43	40.46	16.24	59.43	-	-	A	H
		19035	36.67	-37.33	74	56.54	38.01	-2.69	55.19	-	-	P	H
													H
													H
													H
													H
802.11ax													
HE160 Full													
CH 79		10784	48.99	-25.01	74	55.69	39.02	12.65	58.37	-	-	P	V
6345MHz		10784	40.2	-13.8	54	46.9	39.02	12.65	58.37	-	-	A	V
		12690	48.1	-25.9	74	52.02	39.49	13.65	57.06	-	-	P	V
		12690	39.25	-14.75	54	43.17	39.49	13.65	57.06	-	-	A	V
		14488	49.08	-24.92	74	51.43	40	14.55	56.9	-	-	P	V
		14488	40.29	-13.71	54	42.64	40	14.55	56.9	-	-	A	V
		17912	53.65	-20.35	74	55.68	41.05	16.29	59.37	-	-	P	V
		17912	44.86	-9.14	54	46.89	41.05	16.29	59.37	-	-	A	V
		19035	37.42	-36.58	74	57.29	38.01	-2.69	55.19	-	-	P	V
													V
													V
													V
													V
Remark	<ol style="list-style-type: none"> No other spurious found. All results are PASS against Peak and Average limit line. The emission position marked as "-" means no suspected emission found with sufficient margin against limit line or noise floor only. The emission level close to 18GHz is checked that the average emission level is noise floor only. 												



Band 5 5925~6425MHz
WIFI 802.11ax HE160 Partial 996 (Band Edge @ 3m)

WIFI Ant. 9+8	Note	Frequency (MHz)	Level (dBμV/m)	Margin (dB)	Limit Line (dBμV/m)	Read Level (dBμV)	Antenna Factor (dB/m)	Path Loss (dB)	Preamp Factor (dB)	Ant Pos (cm)	Table Pos (deg)	Peak Avg. (P/A)	Pol. (H/V)	
802.11ax HE160 Partial 996/67 CH 15 6025MHz		5903.08	84.16	-4.04	88.2	76.83	34.29	9.75	36.71	100	143	P	H	
		5920.04	66.5	-1.7	68.2	59.22	34.22	9.77	36.71	100	143	A	H	
	*	6025	108.41	-	-	101.06	34.15	9.9	36.7	100	143	P	H	
	*	6025	97.78	-	-	90.43	34.15	9.9	36.7	100	143	A	H	
													H	
														H
			5891.24	82.06	-6.14	88.2	74.76	34.28	9.73	36.71	100	93	P	V
			5918.44	66.23	-1.97	68.2	58.94	34.23	9.77	36.71	100	93	A	V
	*		6025	108.76	-	-	101.41	34.15	9.9	36.7	100	93	P	V
	*		6025	97.7	-	-	90.35	34.15	9.9	36.7	100	93	A	V
													V	
													V	
Remark	1. No other spurious found. 2. All results are PASS against Peak and Average limit line.													



Band 6 - 6425~6525MHz

WIFI 802.11a (Harmonic @ 3m)

WIFI Ant. 9+8	Note	Frequency (MHz)	Level (dBμV/m)	Margin (dB)	Limit Line (dBμV/m)	Read Level (dBμV)	Antenna Factor (dB/m)	Path Loss (dB)	Preamp Factor (dB)	Ant Pos (cm)	Table Pos (deg)	Peak Avg. (P/A)	Pol. (H/V)	
802.11a CH 97 6435MHz		10696	48.45	-25.55	74	55.2	39.1	12.59	58.44	-	-	P	H	
		10696	39.66	-14.34	54	46.41	39.1	12.59	58.44	-	-	A	H	
		12870	48.6	-39.6	88.2	52.06	39.81	13.76	57.03	-	-	P	H	
		14488	48.5	-25.5	74	50.85	40	14.55	56.9	-	-	P	H	
		14488	39.71	-14.29	54	42.06	40	14.55	56.9	-	-	A	H	
		17912	53.52	-20.48	74	55.55	41.05	16.29	59.37	-	-	P	H	
		17912	44.73	-9.27	54	46.76	41.05	16.29	59.37	-	-	A	H	
		19305	37.06	-36.94	74	57	38.01	-2.87	55.08	-	-	P	H	
														H
														H
														H
														H
			10768	48.25	-25.75	74	54.97	39.03	12.64	58.39	-	-	P	V
			10768	39.46	-14.54	54	46.18	39.03	12.64	58.39	-	-	A	V
			12870	47.88	-40.32	88.2	51.34	39.81	13.76	57.03	-	-	P	V
			14496	50.48	-23.52	74	52.83	40	14.55	56.9	-	-	P	V
			14496	41.69	-12.31	54	44.04	40	14.55	56.9	-	-	A	V
			17968	52.6	-21.4	74	54.34	41.27	16.32	59.33	-	-	P	V
			17968	43.81	-10.19	54	45.55	41.27	16.32	59.33	-	-	A	V
			19305	38.05	-35.95	74	57.99	38.01	-2.87	55.08	-	-	P	V
													V	
													V	
													V	
													V	



WIFI Ant. 9+8	Note	Frequency (MHz)	Level (dBμV/m)	Margin (dB)	Limit Line (dBμV/m)	Read Level (dBμV)	Antenna Factor (dB/m)	Path Loss (dB)	Preamp Factor (dB)	Ant Pos (cm)	Table Pos (deg)	Peak Avg. (P/A)	Pol. (H/V)	
802.11a CH 105 6475MHz		10792	48.51	-25.49	74	55.22	39.01	12.65	58.37	-	-	P	H	
		10792	39.72	-14.28	54	46.43	39.01	12.65	58.37	-	-	A	H	
		12950	48.13	-40.07	88.2	51.47	39.85	13.82	57.01	-	-	P	H	
		14496	48.86	-25.14	74	51.21	40	14.55	56.9	-	-	P	H	
		14496	40.07	-13.93	54	42.42	40	14.55	56.9	-	-	A	H	
		17904	52.84	-21.16	74	54.91	41.02	16.29	59.38	-	-	P	H	
		17904	44.05	-9.95	54	46.12	41.02	16.29	59.38	-	-	A	H	
		19425	36.74	-37.26	74	56.89	37.82	-2.94	55.03	-	-	P	H	
														H
														H
														H
														H
			10744	50.18	-23.82	74	56.9	39.06	12.62	58.4	-	-	P	V
			10744	41.39	-12.61	54	48.11	39.06	12.62	58.4	-	-	A	V
			12950	48.65	-39.55	88.2	51.99	39.85	13.82	57.01	-	-	P	V
			14496	49.39	-24.61	74	51.74	40	14.55	56.9	-	-	P	V
			14496	40.6	-13.4	54	42.95	40	14.55	56.9	-	-	A	V
			17920	52.6	-21.4	74	54.58	41.08	16.3	59.36	-	-	P	V
			17920	43.81	-10.19	54	45.79	41.08	16.3	59.36	-	-	A	V
			19425	36.09	-37.91	74	56.24	37.82	-2.94	55.03	-	-	P	V
													V	
													V	
													V	
													V	



WiFi Ant. 9+8	Note	Frequency (MHz)	Level (dBµV/m)	Margin (dB)	Limit Line (dBµV/m)	Read Level (dBµV)	Antenna Factor (dB/m)	Path Loss (dB)	Preamp Factor (dB)	Ant Pos (cm)	Table Pos (deg)	Peak Avg. (P/A)	Pol. (H/V)	
802.11a CH 113 6515MHz		10808	47.86	-26.14	74	54.55	39	12.66	58.35	-	-	P	H	
		10808	39.07	-14.93	54	45.76	39	12.66	58.35	-	-	A	H	
		13030	47	-41.2	88.2	50.42	39.71	13.86	56.99	-	-	P	H	
		14480	48.83	-25.17	74	51.18	40	14.55	56.9	-	-	P	H	
		14480	40.04	-13.96	54	42.39	40	14.55	56.9	-	-	A	H	
		17920	52.98	-21.02	74	54.96	41.08	16.3	59.36	-	-	P	H	
		17920	44.19	-9.81	54	46.17	41.08	16.3	59.36	-	-	A	H	
		19545	37.08	-36.92	74	57.33	37.72	-2.98	54.99	-	-	P	H	
														H
														H
														H
														H
			10824	48.47	-25.53	74	55.14	39	12.67	58.34	-	-	P	V
			10824	39.68	-14.32	54	46.35	39	12.67	58.34	-	-	A	V
			13030	47.72	-40.48	88.2	51.14	39.71	13.86	56.99	-	-	P	V
			14480	49.04	-24.96	74	51.39	40	14.55	56.9	-	-	P	V
			14480	40.25	-13.75	54	42.6	40	14.55	56.9	-	-	A	V
			17912	52.76	-21.24	74	54.79	41.05	16.29	59.37	-	-	P	V
			17912	43.97	-10.03	54	46	41.05	16.29	59.37	-	-	A	V
			19545	37.81	-36.19	74	58.06	37.72	-2.98	54.99	-	-	P	V
													V	
													V	
													V	
													V	
Remark	<ol style="list-style-type: none"> No other spurious found. All results are PASS against Peak and Average limit line. The emission position marked as "-" means no suspected emission found with sufficient margin against limit line or noise floor only. The emission level close to 18GHz is checked that the average emission level is noise floor only. 													



Band 6 6425~6525MHz
WIFI 802.11ax HE20 Full (Harmonic @ 3m)

WIFI Ant. 9+8	Note	Frequency (MHz)	Level (dBμV/m)	Margin (dB)	Limit Line (dBμV/m)	Read Level (dBμV)	Antenna Factor (dB/m)	Path Loss (dB)	Preamp Factor (dB)	Ant Pos (cm)	Table Pos (deg)	Peak Avg. (P/A)	Pol. (H/V)
		10704	48.94	-25.06	74	55.68	39.1	12.6	58.44	-	-	P	H
		10704	40.15	-13.85	54	46.89	39.1	12.6	58.44	-	-	A	H
		12870	48.22	-39.98	88.2	51.68	39.81	13.76	57.03	-	-	P	H
		14488	49.71	-24.29	74	52.06	40	14.55	56.9	-	-	P	H
		14488	40.92	-13.08	54	43.27	40	14.55	56.9	-	-	A	H
		17912	53.04	-20.96	74	55.07	41.05	16.29	59.37	-	-	P	H
		17912	44.25	-9.75	54	46.28	41.05	16.29	59.37	-	-	A	H
		19305	37.64	-36.36	74	57.58	38.01	-2.87	55.08	-	-	P	H
													H
													H
													H
													H
802.11ax													
HE20 Full													
CH 97													
6435MHz		10640	48.08	-25.92	74	54.96	39.04	12.57	58.49	-	-	P	V
		10640	39.29	-14.71	54	46.17	39.04	12.57	58.49	-	-	A	V
		12870	48.21	-39.99	88.2	51.67	39.81	13.76	57.03	-	-	P	V
		14496	48.95	-25.05	74	51.3	40	14.55	56.9	-	-	P	V
		14496	40.16	-13.84	54	42.51	40	14.55	56.9	-	-	A	V
		17976	53.3	-20.7	74	54.99	41.3	16.33	59.32	-	-	P	V
		17976	44.51	-9.49	54	46.2	41.3	16.33	59.32	-	-	A	V
		19305	37.17	-36.83	74	57.11	38.01	-2.87	55.08	-	-	P	V
													V
													V
													V
													V



WIFI Ant. 9+8	Note	Frequency (MHz)	Level (dBμV/m)	Margin (dB)	Limit Line (dBμV/m)	Read Level (dBμV)	Antenna Factor (dB/m)	Path Loss (dB)	Preamp Factor (dB)	Ant Pos (cm)	Table Pos (deg)	Peak Avg. (P/A)	Pol. (H/V)
		10776	48.71	-25.29	74	55.43	39.02	12.64	58.38	-	-	P	H
		10776	39.92	-14.08	54	46.64	39.02	12.64	58.38	-	-	A	H
		12950	48.61	-39.59	88.2	51.95	39.85	13.82	57.01	-	-	P	H
		14488	49.39	-24.61	74	51.74	40	14.55	56.9	-	-	P	H
		14488	40.6	-13.4	54	42.95	40	14.55	56.9	-	-	A	H
		17960	53.45	-20.55	74	55.22	41.24	16.32	59.33	-	-	P	H
		17960	44.66	-9.34	54	46.43	41.24	16.32	59.33	-	-	A	H
		19425	35.12	-38.88	74	55.27	37.82	-2.94	55.03	-	-	P	H
													H
													H
													H
802.11ax													H
HE20 Full													H
CH 105		10976	48.46	-25.54	74	55.01	38.92	12.75	58.22	-	-	P	V
6475MHz		10976	39.67	-14.33	54	46.22	38.92	12.75	58.22	-	-	A	V
		12950	48.31	-39.89	88.2	51.65	39.85	13.82	57.01	-	-	P	V
		14480	49.09	-24.91	74	51.44	40	14.55	56.9	-	-	P	V
		14480	40.3	-13.7	54	42.65	40	14.55	56.9	-	-	A	V
		17912	53.13	-20.87	74	55.16	41.05	16.29	59.37	-	-	P	V
		17912	44.34	-9.66	54	46.37	41.05	16.29	59.37	-	-	A	V
		19424	36.55	-37.45	74	56.7	37.82	-2.94	55.03	-	-	P	V
													V
													V
													V
													V



WIFI Ant. 9+8	Note	Frequency (MHz)	Level (dBμV/m)	Margin (dB)	Limit Line (dBμV/m)	Read Level (dBμV)	Antenna Factor (dB/m)	Path Loss (dB)	Preamp Factor (dB)	Ant Pos (cm)	Table Pos (deg)	Peak Avg. (P/A)	Pol. (H/V)
		10768	48.87	-25.13	74	55.59	39.03	12.64	58.39	-	-	P	H
		10768	40.08	-13.92	54	46.8	39.03	12.64	58.39	-	-	A	H
		13030	47.27	-40.93	88.2	50.69	39.71	13.86	56.99	-	-	P	H
		14496	49.74	-24.26	74	52.09	40	14.55	56.9	-	-	P	H
		14496	40.95	-13.05	54	43.3	40	14.55	56.9	-	-	A	H
		17856	52.76	-21.24	74	55.33	40.6	16.25	59.42	-	-	P	H
		17856	43.97	-10.03	54	46.54	40.6	16.25	59.42	-	-	A	H
		19545	36.19	-37.81	74	56.44	37.72	-2.98	54.99	-	-	P	H
													H
													H
													H
802.11ax													H
HE20 Full													H
CH 113		10696	48.98	-25.02	74	55.73	39.1	12.59	58.44	-	-	P	V
6515MHz		10696	40.19	-13.81	54	46.94	39.1	12.59	58.44	-	-	A	V
		13030	47.52	-40.68	88.2	50.94	39.71	13.86	56.99	-	-	P	V
		14480	48.87	-25.13	74	51.22	40	14.55	56.9	-	-	P	V
		14480	40.08	-13.92	54	42.43	40	14.55	56.9	-	-	A	V
		17920	53.94	-20.06	74	55.92	41.08	16.3	59.36	-	-	P	V
		17920	45.15	-8.85	54	47.13	41.08	16.3	59.36	-	-	A	V
		19545	37.96	-36.04	74	58.21	37.72	-2.98	54.99	-	-	P	V
													V
													V
													V
													V
Remark	<ol style="list-style-type: none"> No other spurious found. All results are PASS against Peak and Average limit line. The emission position marked as "-" means no suspected emission found with sufficient margin against limit line or noise floor only. The emission level close to 18GHz is checked that the average emission level is noise floor only. 												



Band 6 6425~6525MHz
WIFI 802.11ax HE40 Full (Harmonic @ 3m)

WIFI Ant. 9+8	Note	Frequency (MHz)	Level (dBμV/m)	Margin (dB)	Limit Line (dBμV/m)	Read Level (dBμV)	Antenna Factor (dB/m)	Path Loss (dB)	Preamp Factor (dB)	Ant Pos (cm)	Table Pos (deg)	Peak Avg. (P/A)	Pol. (H/V)
		10744	48.8	-25.2	74	55.52	39.06	12.62	58.4	-	-	P	H
		10744	40.01	-13.99	54	46.73	39.06	12.62	58.4	-	-	A	H
		12890	48.27	-39.93	88.2	51.65	39.87	13.77	57.02	-	-	P	H
		14496	50.2	-23.8	74	52.55	40	14.55	56.9	-	-	P	H
		14496	41.41	-12.59	54	43.76	40	14.55	56.9	-	-	A	H
		17912	53.14	-20.86	74	55.17	41.05	16.29	59.37	-	-	P	H
		17912	44.35	-9.65	54	46.38	41.05	16.29	59.37	-	-	A	H
		19335	36.06	-37.94	74	56.05	37.96	-2.88	55.07	-	-	P	H
													H
													H
													H
													H
802.11ax													H
HE40 Full													H
CH 99		10736	48.18	-25.82	74	54.92	39.06	12.61	58.41	-	-	P	V
6445MHz		10736	39.39	-14.61	54	46.13	39.06	12.61	58.41	-	-	A	V
		12890	48.07	-40.13	88.2	51.45	39.87	13.77	57.02	-	-	P	V
		14496	49.37	-24.63	74	51.72	40	14.55	56.9	-	-	P	V
		14496	40.58	-13.42	54	42.93	40	14.55	56.9	-	-	A	V
		17912	52.81	-21.19	74	54.84	41.05	16.29	59.37	-	-	P	V
		17912	44.02	-9.98	54	46.05	41.05	16.29	59.37	-	-	A	V
		19335	37.4	-36.6	74	57.39	37.96	-2.88	55.07	-	-	P	V
													V
													V
													V
													V



WIFI Ant. 9+8	Note	Frequency (MHz)	Level (dBμV/m)	Margin (dB)	Limit Line (dBμV/m)	Read Level (dBμV)	Antenna Factor (dB/m)	Path Loss (dB)	Preamp Factor (dB)	Ant Pos (cm)	Table Pos (deg)	Peak Avg. (P/A)	Pol. (H/V)
		10792	48.9	-25.1	74	55.61	39.01	12.65	58.37	-	-	P	H
		10792	40.11	-13.89	54	46.82	39.01	12.65	58.37	-	-	A	H
		12970	49.23	-38.97	88.2	52.58	39.83	13.83	57.01	-	-	P	H
		14488	49.25	-24.75	74	51.6	40	14.55	56.9	-	-	P	H
		14488	40.46	-13.54	54	42.81	40	14.55	56.9	-	-	A	H
		17864	53.69	-20.31	74	56.17	40.68	16.25	59.41	-	-	P	H
		17864	44.9	-9.1	54	47.38	40.68	16.25	59.41	-	-	A	H
		19455	37.13	-36.87	74	57.34	37.77	-2.96	55.02	-	-	P	H
													H
													H
													H
802.11ax													H
HE40 Full													H
CH 107		10608	48.52	-25.48	74	55.47	39.01	12.55	58.51	-	-	P	V
6485MHz		10608	39.73	-14.27	54	46.68	39.01	12.55	58.51	-	-	A	V
		12970	47.35	-40.85	88.2	50.7	39.83	13.83	57.01	-	-	P	V
		14472	49.28	-24.72	74	51.64	40	14.54	56.9	-	-	P	V
		14472	40.49	-13.51	54	42.85	40	14.54	56.9	-	-	A	V
		17968	53.02	-20.98	74	54.76	41.27	16.32	59.33	-	-	P	V
		17968	44.23	-9.77	54	45.97	41.27	16.32	59.33	-	-	A	V
		19455	36.63	-37.37	74	56.84	37.77	-2.96	55.02	-	-	P	V
													V
													V
													V
													V



WIFI Ant. 9+8	Note	Frequency (MHz)	Level (dBμV/m)	Margin (dB)	Limit Line (dBμV/m)	Read Level (dBμV)	Antenna Factor (dB/m)	Path Loss (dB)	Preamp Factor (dB)	Ant Pos (cm)	Table Pos (deg)	Peak Avg. (P/A)	Pol. (H/V)
		10696	48.46	-25.54	74	55.21	39.1	12.59	58.44	-	-	P	H
		10696	39.67	-14.33	54	46.42	39.1	12.59	58.44	-	-	A	H
		13050	47.18	-41.02	88.2	50.65	39.65	13.87	56.99	-	-	P	H
		14472	49.8	-24.2	74	52.16	40	14.54	56.9	-	-	P	H
		14472	41.01	-12.99	54	43.37	40	14.54	56.9	-	-	A	H
		17912	53.08	-20.92	74	55.11	41.05	16.29	59.37	-	-	P	H
		17912	44.29	-9.71	54	46.32	41.05	16.29	59.37	-	-	A	H
		19575	36.68	-37.32	74	56.91	37.73	-2.97	54.99	-	-	P	H
													H
													H
													H
													H
802.11ax													
HE40 Full													
CH 115		10816	48.47	-25.53	74	55.16	39	12.66	58.35	-	-	P	V
6525MHz		10816	39.68	-14.32	54	46.37	39	12.66	58.35	-	-	A	V
		13050	47.29	-40.91	88.2	50.76	39.65	13.87	56.99	-	-	P	V
		14480	49.31	-24.69	74	51.66	40	14.55	56.9	-	-	P	V
		14480	40.52	-13.48	54	42.87	40	14.55	56.9	-	-	A	V
		17816	53.04	-20.96	74	56.02	40.24	16.23	59.45	-	-	P	V
		17816	44.25	-9.75	54	47.23	40.24	16.23	59.45	-	-	A	V
		19575	36.73	-37.27	74	56.96	37.73	-2.97	54.99	-	-	P	V
													V
													V
													V
													V
Remark	<ol style="list-style-type: none"> No other spurious found. All results are PASS against Peak and Average limit line. The emission position marked as "-" means no suspected emission found with sufficient margin against limit line or noise floor only. The emission level close to 18GHz is checked that the average emission level is noise floor only. 												



Band 6 6425~6525MHz
WIFI 802.11ax HE80 Full (Harmonic @ 3m)

WIFI Ant. 9+8	Note	Frequency (MHz)	Level (dBμV/m)	Margin (dB)	Limit Line (dBμV/m)	Read Level (dBμV)	Antenna Factor (dB/m)	Path Loss (dB)	Preamp Factor (dB)	Ant Pos (cm)	Table Pos (deg)	Peak Avg. (P/A)	Pol. (H/V)
		10744	49.18	-24.82	74	55.9	39.06	12.62	58.4	-	-	P	H
		10744	49.18	-4.82	54	55.9	39.06	12.62	58.4	-	-	A	H
		12930	48.9	-39.3	88.2	52.24	39.87	13.8	57.01	-	-	P	H
		14488	49.16	-24.84	74	51.51	40	14.55	56.9	-	-	P	H
		14488	40.37	-13.63	54	42.72	40	14.55	56.9	-	-	A	H
		17920	53.62	-20.38	74	55.6	41.08	16.3	59.36	-	-	P	H
		17920	44.83	-9.17	54	46.81	41.08	16.3	59.36	-	-	A	H
		19395	35.32	-38.68	74	55.41	37.87	-2.92	55.04	-	-	P	H
													H
													H
													H
													H
802.11ax													H
HE80 Full													H
CH 103		10800	49.04	-24.96	74	55.74	39	12.66	58.36	-	-	P	V
6465MHz		10800	40.25	-13.75	54	46.95	39	12.66	58.36	-	-	A	V
		12930	47.97	-40.23	88.2	51.31	39.87	13.8	57.01	-	-	P	V
		14496	48.62	-25.38	74	50.97	40	14.55	56.9	-	-	P	V
		14496	39.83	-14.17	54	42.18	40	14.55	56.9	-	-	A	V
		17984	53.31	-20.69	74	54.95	41.34	16.33	59.31	-	-	P	V
		17984	44.52	-9.48	54	46.16	41.34	16.33	59.31	-	-	A	V
		19395	37	-37	74	57.09	37.87	-2.92	55.04	-	-	P	V
													V
													V
													V
													V



Band 6 6425~6525MHz

WIFI 802.11ax HE80 Full (Harmonic @ 3m)

WIFI Ant. 9+8	Note	Frequency (MHz)	Level (dBμV/m)	Margin (dB)	Limit Line (dBμV/m)	Read Level (dBμV)	Antenna Factor (dB/m)	Path Loss (dB)	Preamp Factor (dB)	Ant Pos (cm)	Table Pos (deg)	Peak Avg. (P/A)	Pol. (H/V)
		12560	49.69	-24.31	74	53.26	39.28	14.21	57.06	-	-	P	H
		12560	40.9	-13.1	54	44.47	39.28	14.21	57.06	-	-	A	H
		13090	46.6	-41.6	88.2	49.59	39.53	14.57	57.09	-	-	P	H
		14472	49.04	-24.96	74	50.64	40	15.32	56.92	-	-	P	H
		14472	40.25	-13.75	54	41.85	40	15.32	56.92	-	-	A	H
		17984	52.33	-21.67	74	53.67	41.34	16.83	59.51	-	-	P	H
		17984	43.54	-10.46	54	44.88	41.34	16.83	59.51	-	-	A	H
		19635	35.27	-38.73	74	55.44	37.75	-2.95	54.97	-	-	P	H
													H
													H
													H
													H
802.11ax													H
HE80 Full													H
CH 119		11280	49.64	-24.36	74	55.19	38.98	13.49	58.02	-	-	P	V
6545MHz		11280	40.85	-13.15	54	46.4	38.98	13.49	58.02	-	-	A	V
		13090	47.08	-41.12	88.2	50.07	39.53	14.57	57.09	-	-	P	V
		14488	50.21	-23.79	74	51.8	40	15.33	56.92	-	-	P	V
		14488	41.42	-12.58	54	43.01	40	15.33	56.92	-	-	A	V
		17992	52.11	-21.89	74	53.4	41.37	16.84	59.5	-	-	P	V
		17992	43.32	-10.68	54	44.61	41.37	16.84	59.5	-	-	A	V
		19635	36.03	-37.97	74	56.2	37.75	-2.95	54.97	-	-	P	V
													V
													V
													V
													V

Remark	<ol style="list-style-type: none"> No other spurious found. All results are PASS against Peak and Average limit line. The emission position marked as "-" means no suspected emission found with sufficient margin against limit line or noise floor only. The emission level close to 18GHz is checked that the average emission level is noise floor only.
---------------	--



Band 6 6425~6525MHz
WIFI 802.11ax HE160 Full (Harmonic @ 3m)

WIFI Ant. 9+8	Note	Frequency (MHz)	Level (dBμV/m)	Margin (dB)	Limit Line (dBμV/m)	Read Level (dBμV)	Antenna Factor (dB/m)	Path Loss (dB)	Preamp Factor (dB)	Ant Pos (cm)	Table Pos (deg)	Peak Avg. (P/A)	Pol. (H/V)
		10712	48.42	-25.58	74	55.16	39.09	12.6	58.43	-	-	P	H
		10712	39.63	-14.37	54	46.37	39.09	12.6	58.43	-	-	A	H
		13010	47.55	-40.65	88.2	50.93	39.77	13.85	57	-	-	P	H
		14480	48.93	-25.07	74	51.28	40	14.55	56.9	-	-	P	H
		14480	40.14	-13.86	54	42.49	40	14.55	56.9	-	-	A	H
		17912	52.94	-21.06	74	54.97	41.05	16.29	59.37	-	-	P	H
		17912	44.15	-9.85	54	46.18	41.05	16.29	59.37	-	-	A	H
		19515	35.1	-38.9	74	55.38	37.71	-2.99	55	-	-	P	H
													H
													H
802.11ax													H
HE160 Full													H
CH 111		10792	49.08	-24.92	74	55.79	39.01	12.65	58.37	-	-	P	V
6505MHz		10792	40.29	-13.71	54	47	39.01	12.65	58.37	-	-	A	V
		13010	48.23	-39.97	88.2	51.61	39.77	13.85	57	-	-	P	V
		14488	48.36	-25.64	74	50.71	40	14.55	56.9	-	-	P	V
		14488	39.57	-14.43	54	41.92	40	14.55	56.9	-	-	A	V
		17912	53.68	-20.32	74	55.71	41.05	16.29	59.37	-	-	P	V
		17912	44.89	-9.11	54	46.92	41.05	16.29	59.37	-	-	A	V
		19515	36.46	-37.54	74	56.74	37.71	-2.99	55	-	-	P	V
													V
													V
													V
													V

Remark

- No other spurious found.
- All results are PASS against Peak and Average limit line.
- The emission position marked as "-" means no suspected emission found with sufficient margin against limit line or noise floor only.
- The emission level close to 18GHz is checked that the average emission level is noise floor only.



Band 7 - 6525~6875MHz

WIFI 802.11a (Harmonic @ 3m)

WIFI	Note	Frequency	Level	Margin	Limit	Read	Antenna	Path	Preamp	Ant	Table	Peak	Pol.	
Ant.					Line	Level	Factor	Loss	Factor	Pos	Pos	Avg.		
9+8		(MHz)	(dBμV/m)	(dB)	(dBμV/m)	(dBμV)	(dB/m)	(dB)	(dB)	(cm)	(deg)	(P/A)	(H/V)	
802.11a CH 117 6535MHz		10800	48.72	-25.28	74	55.42	39	12.66	58.36	-	-	P	H	
		10800	39.93	-14.07	54	46.63	39	12.66	58.36	-	-	A	H	
		13070	47.13	-41.07	88.2	50.64	39.59	13.89	56.99	-	-	P	H	
		14488	50.13	-23.87	74	52.48	40	14.55	56.9	-	-	P	H	
		14488	41.34	-12.66	54	43.69	40	14.55	56.9	-	-	A	H	
		17800	53.04	-20.96	74	56.18	40.1	16.22	59.46	-	-	P	H	
		17800	44.25	-9.75	54	47.39	40.1	16.22	59.46	-	-	A	H	
		19605	35.8	-38.2	74	56	37.74	-2.96	54.98	-	-	P	H	
														H
														H
														H
														H
			10784	49.55	-24.45	74	56.25	39.02	12.65	58.37	-	-	P	V
			10784	40.76	-13.24	54	47.46	39.02	12.65	58.37	-	-	A	V
			13070	47.6	-40.6	88.2	51.11	39.59	13.89	56.99	-	-	P	V
			14480	49.23	-24.77	74	51.58	40	14.55	56.9	-	-	P	V
			14480	40.44	-13.56	54	42.79	40	14.55	56.9	-	-	A	V
			17912	53.6	-20.4	74	55.63	41.05	16.29	59.37	-	-	P	V
			17912	44.81	-9.19	54	46.84	41.05	16.29	59.37	-	-	A	V
			19605	36.47	-37.53	74	56.67	37.74	-2.96	54.98	-	-	P	V
													V	
													V	
													V	
													V	



WIFI Ant. 9+8	Note	Frequency (MHz)	Level (dBμV/m)	Margin (dB)	Limit Line (dBμV/m)	Read Level (dBμV)	Antenna Factor (dB/m)	Path Loss (dB)	Preamp Factor (dB)	Ant Pos (cm)	Table Pos (deg)	Peak Avg. (P/A)	Pol. (H/V)	
802.11a CH 149 6695MHz		10720	49.5	-24.5	74	56.23	39.08	12.61	58.42	-	-	P	H	
		10720	40.71	-13.29	54	47.44	39.08	12.61	58.42	-	-	A	H	
		13390	49.19	-24.81	74	52	40.07	14.04	56.92	-	-	P	H	
		14496	48.88	-25.12	74	51.23	40	14.55	56.9	-	-	P	H	
		14496	40.09	-13.91	54	42.44	40	14.55	56.9	-	-	A	H	
		17912	54.22	-19.78	74	56.25	41.05	16.29	59.37	-	-	P	H	
		17912	45.43	-8.57	54	47.46	41.05	16.29	59.37	-	-	A	H	
		20085	35.26	-38.74	74	55.63	37.6	-3.07	54.9	-	-	P	H	
														H
														H
														H
														H
			10824	48.22	-25.78	74	54.89	39	12.67	58.34	-	-	P	V
			10824	39.43	-14.57	54	46.1	39	12.67	58.34	-	-	A	V
			13390	48.11	-25.89	74	50.92	40.07	14.04	56.92	-	-	P	V
			14488	49.66	-24.34	74	52.01	40	14.55	56.9	-	-	P	V
			14488	40.87	-13.13	54	43.22	40	14.55	56.9	-	-	A	V
			17864	52.87	-21.13	74	55.35	40.68	16.25	59.41	-	-	P	V
			17864	44.08	-9.92	54	46.56	40.68	16.25	59.41	-	-	A	V
			20085	37.44	-36.56	74	57.81	37.6	-3.07	54.9	-	-	P	V
													V	
													V	
													V	
													V	



WIFI Ant. 9+8	Note	Frequency (MHz)	Level (dBμV/m)	Margin (dB)	Limit Line (dBμV/m)	Read Level (dBμV)	Antenna Factor (dB/m)	Path Loss (dB)	Preamp Factor (dB)	Ant Pos (cm)	Table Pos (deg)	Peak Avg. (P/A)	Pol. (H/V)	
802.11a CH 185 6875MHz		10800	49.1	-24.9	74	55.8	39	12.66	58.36	-	-	P	H	
		10800	40.11	-13.89	54	46.81	39	12.66	58.36	-	-	A	H	
		13750	49	-39.2	88.2	51.72	39.95	14.23	56.9	-	-	P	H	
		14496	48.43	-25.57	74	50.78	40	14.55	56.9	-	-	P	H	
		14496	39.37	-14.63	54	41.72	40	14.55	56.9	-	-	A	H	
		17960	53.08	-20.92	74	54.85	41.24	16.32	59.33	-	-	P	H	
		17960	44.05	-9.95	54	45.82	41.24	16.32	59.33	-	-	A	H	
		20625	36.38	-37.62	74	57.23	37.9	-3.87	54.88	-	-	P	H	
														H
														H
														H
														H
			10848	48.58	-25.42	74	55.22	39	12.68	58.32	-	-	P	V
			10848	39.59	-14.41	54	46.23	39	12.68	58.32	-	-	A	V
			13750	48.93	-39.27	88.2	51.65	39.95	14.23	56.9	-	-	P	V
			14496	50.22	-23.78	74	52.57	40	14.55	56.9	-	-	P	V
			14496	41.23	-12.77	54	43.58	40	14.55	56.9	-	-	A	V
			17864	53.26	-20.74	74	55.74	40.68	16.25	59.41	-	-	P	V
			17864	44.25	-9.75	54	46.73	40.68	16.25	59.41	-	-	A	V
			20625	36.14	-37.86	74	56.99	37.9	-3.87	54.88	-	-	P	V
													V	
													V	
													V	
													V	
Remark	<ol style="list-style-type: none"> No other spurious found. All results are PASS against Peak and Average limit line. The emission position marked as "-" means no suspected emission found with sufficient margin against limit line or noise floor only. The emission level close to 18GHz is checked that the average emission level is noise floor only. 													



Band 7 - 6525~6875MHz
WIFI 802.11ax HE20 Full (Harmonic @ 3m)

WIFI Ant. 9+8	Note	Frequency (MHz)	Level (dBμV/m)	Margin (dB)	Limit Line (dBμV/m)	Read Level (dBμV)	Antenna Factor (dB/m)	Path Loss (dB)	Preamp Factor (dB)	Ant Pos (cm)	Table Pos (deg)	Peak Avg. (P/A)	Pol. (H/V)
		10776	48.41	-25.59	74	55.13	39.02	12.64	58.38	-	-	P	H
		10776	39.62	-14.38	54	46.34	39.02	12.64	58.38	-	-	A	H
		13070	47.52	-40.68	88.2	51.03	39.59	13.89	56.99	-	-	P	H
		14496	49.92	-24.08	74	52.27	40	14.55	56.9	-	-	P	H
		14496	41.13	-12.87	54	43.48	40	14.55	56.9	-	-	A	H
		17920	52.89	-21.11	74	54.87	41.08	16.3	59.36	-	-	P	H
		17920	44.1	-9.9	54	46.08	41.08	16.3	59.36	-	-	A	H
		19605	36.31	-37.69	74	56.51	37.74	-2.96	54.98	-	-	P	H
													H
													H
													H
													H
802.11ax													H
HE20 Full													H
CH 117		10792	48.56	-25.44	74	55.27	39.01	12.65	58.37	-	-	P	V
6535MHz		10792	39.77	-14.23	54	46.48	39.01	12.65	58.37	-	-	A	V
		13070	48.3	-39.9	88.2	51.81	39.59	13.89	56.99	-	-	P	V
		14496	49.39	-24.61	74	51.74	40	14.55	56.9	-	-	P	V
		14496	40.6	-13.4	54	42.95	40	14.55	56.9	-	-	A	V
		17928	53.24	-20.76	74	55.19	41.11	16.3	59.36	-	-	P	V
		17928	44.45	-9.55	54	46.4	41.11	16.3	59.36	-	-	A	V
		19605	39.73	-34.27	74	59.93	37.74	-2.96	54.98	-	-	P	V
													V
													V
													V
													V



WIFI Ant. 9+8	Note	Frequency (MHz)	Level (dBμV/m)	Margin (dB)	Limit Line (dBμV/m)	Read Level (dBμV)	Antenna Factor (dB/m)	Path Loss (dB)	Preamp Factor (dB)	Ant Pos (cm)	Table Pos (deg)	Peak Avg. (P/A)	Pol. (H/V)	
802.11ax HE20 Full CH 149 6695MHz		10784	48.72	-25.28	74	55.42	39.02	12.65	58.37	-	-	P	H	
		10784	39.93	-14.07	54	46.63	39.02	12.65	58.37	-	-	A	H	
		13390	48.72	-25.28	74	51.53	40.07	14.04	56.92	-	-	P	H	
		14496	48.95	-25.05	74	51.3	40	14.55	56.9	-	-	P	H	
		14496	40.16	-13.84	54	42.51	40	14.55	56.9	-	-	A	H	
		17912	52.97	-21.03	74	55	41.05	16.29	59.37	-	-	P	H	
		17912	44.18	-9.82	54	46.21	41.05	16.29	59.37	-	-	A	H	
		20085	34.99	-39.01	74	55.36	37.6	-3.07	54.9	-	-	P	H	
														H
														H
														H
														H
			10776	48.42	-25.58	74	55.14	39.02	12.64	58.38	-	-	P	V
			10776	39.63	-14.37	54	46.35	39.02	12.64	58.38	-	-	A	V
			13390	48.89	-25.11	74	51.7	40.07	14.04	56.92	-	-	P	V
			14480	49.09	-24.91	74	51.44	40	14.55	56.9	-	-	P	V
			14480	40.3	-13.7	54	42.65	40	14.55	56.9	-	-	A	V
			17808	53.46	-20.54	74	56.52	40.17	16.22	59.45	-	-	P	V
			17808	44.67	-9.33	54	47.73	40.17	16.22	59.45	-	-	A	V
			20085	37.19	-36.81	74	57.56	37.6	-3.07	54.9	-	-	P	V
													V	
													V	
													V	
													V	



WIFI Ant. 9+8	Note	Frequency (MHz)	Level (dBμV/m)	Margin (dB)	Limit Line (dBμV/m)	Read Level (dBμV)	Antenna Factor (dB/m)	Path Loss (dB)	Preamp Factor (dB)	Ant Pos (cm)	Table Pos (deg)	Peak Avg. (P/A)	Pol. (H/V)
		10784	48.62	-25.38	74	55.32	39.02	12.65	58.37	-	-	P	H
		10784	39.83	-14.17	54	46.53	39.02	12.65	58.37	-	-	A	H
		13750	49.34	-38.86	88.2	52.06	39.95	14.23	56.9	-	-	P	H
		14496	49.75	-24.25	74	52.1	40	14.55	56.9	-	-	P	H
		14496	40.96	-13.04	54	43.31	40	14.55	56.9	-	-	A	H
		17920	52.81	-21.19	74	54.79	41.08	16.3	59.36	-	-	P	H
		17920	44.02	-9.98	54	46	41.08	16.3	59.36	-	-	A	H
		20625	34.85	-39.15	74	55.7	37.9	-3.87	54.88	-	-	P	H
													H
													H
													H
													H
802.11ax													
HE20 Full													
CH 185		10776	48.78	-25.22	74	55.5	39.02	12.64	58.38	-	-	P	V
6875MHz		10776	39.99	-14.01	54	46.71	39.02	12.64	58.38	-	-	A	V
		13750	49.49	-38.71	88.2	52.21	39.95	14.23	56.9	-	-	P	V
		14488	50.07	-23.93	74	52.42	40	14.55	56.9	-	-	P	V
		14488	41.28	-12.72	54	43.63	40	14.55	56.9	-	-	A	V
		17912	54.26	-19.74	74	56.29	41.05	16.29	59.37	-	-	P	V
		17912	45.47	-8.53	54	47.5	41.05	16.29	59.37	-	-	A	V
		20625	35.38	-38.62	74	56.23	37.9	-3.87	54.88	-	-	P	V
													V
													V
													V
													V
Remark	<ol style="list-style-type: none"> No other spurious found. All results are PASS against Peak and Average limit line. The emission position marked as "-" means no suspected emission found with sufficient margin against limit line or noise floor only. The emission level close to 18GHz is checked that the average emission level is noise floor only. 												



Band 7 - 6525~6875MHz
WIFI 802.11ax HE40 Full (Harmonic @ 3m)

WIFI Ant. 9+8	Note	Frequency (MHz)	Level (dBμV/m)	Margin (dB)	Limit Line (dBμV/m)	Read Level (dBμV)	Antenna Factor (dB/m)	Path Loss (dB)	Preamp Factor (dB)	Ant Pos (cm)	Table Pos (deg)	Peak Avg. (P/A)	Pol. (H/V)
		11528	49.64	-24.36	74	55.5	38.92	13	57.78	-	-	P	H
		11528	40.85	-13.15	54	46.71	38.92	13	57.78	-	-	A	H
		13130	46.67	-41.53	88.2	50.14	39.59	13.91	56.97	-	-	P	H
		14496	49.35	-24.65	74	51.7	40	14.55	56.9	-	-	P	H
		14496	40.56	-13.44	54	42.91	40	14.55	56.9	-	-	A	H
		17800	52.67	-21.33	74	55.81	40.1	16.22	59.46	-	-	P	H
		17800	43.88	-10.12	54	47.02	40.1	16.22	59.46	-	-	A	H
		19695	35.44	-38.56	74	55.56	37.78	-2.94	54.96	-	-	P	H
													H
													H
													H
													H
802.11ax													H
HE40 Full													H
CH 123													
6565MHz		11304	50.05	-23.95	74	56.11	39	12.9	57.96	-	-	P	V
		11304	41.26	-12.74	54	47.32	39	12.9	57.96	-	-	A	V
		13130	46.8	-41.4	88.2	50.27	39.59	13.91	56.97	-	-	P	V
		14480	49.31	-24.69	74	51.66	40	14.55	56.9	-	-	P	V
		14480	40.52	-13.48	54	42.87	40	14.55	56.9	-	-	A	V
		17920	53.49	-20.51	74	55.47	41.08	16.3	59.36	-	-	P	V
		17920	44.7	-9.3	54	46.68	41.08	16.3	59.36	-	-	A	V
		19695	37.32	-36.68	74	57.44	37.78	-2.94	54.96	-	-	P	V
													V
													V
													V
													V



WIFI Ant. 9+8	Note	Frequency (MHz)	Level (dBµV/m)	Margin (dB)	Limit Line (dBµV/m)	Read Level (dBµV)	Antenna Factor (dB/m)	Path Loss (dB)	Preamp Factor (dB)	Ant Pos (cm)	Table Pos (deg)	Peak Avg. (P/A)	Pol. (H/V)
		10744	48.29	-25.71	74	55.01	39.06	12.62	58.4	-	-	P	H
		10744	39.5	-14.5	54	46.22	39.06	12.62	58.4	-	-	A	H
		13370	47.77	-26.23	74	50.66	40.01	14.03	56.93	-	-	P	H
		14496	48.69	-25.31	74	51.04	40	14.55	56.9	-	-	P	H
		14496	39.9	-14.1	54	42.25	40	14.55	56.9	-	-	A	H
		17928	52.37	-21.63	74	54.32	41.11	16.3	59.36	-	-	P	H
		17928	43.58	-10.42	54	45.53	41.11	16.3	59.36	-	-	A	H
		20055	35.02	-38.98	74	55.34	37.57	-2.99	54.9	-	-	P	H
													H
													H
													H
802.11ax													H
HE40 Full													H
CH 147		10760	49.01	-24.99	74	55.72	39.04	12.64	58.39	-	-	P	V
6685MHz		10760	40.22	-13.78	54	46.93	39.04	12.64	58.39	-	-	A	V
		13370	47.84	-26.16	74	50.73	40.01	14.03	56.93	-	-	P	V
		14480	49.17	-24.83	74	51.52	40	14.55	56.9	-	-	P	V
		14480	40.38	-13.62	54	42.73	40	14.55	56.9	-	-	A	V
		17920	52.78	-21.22	74	54.76	41.08	16.3	59.36	-	-	P	V
		17920	43.99	-10.01	54	45.97	41.08	16.3	59.36	-	-	A	V
		20055	37.72	-36.28	74	58.04	37.57	-2.99	54.9	-	-	P	V
													V
													V
													V
													V



WIFI Ant. 9+8	Note	Frequency (MHz)	Level (dBμV/m)	Margin (dB)	Limit Line (dBμV/m)	Read Level (dBμV)	Antenna Factor (dB/m)	Path Loss (dB)	Preamp Factor (dB)	Ant Pos (cm)	Table Pos (deg)	Peak Avg. (P/A)	Pol. (H/V)
		10752	49.67	-24.33	74	56.39	39.05	12.63	58.4	-	-	P	H
		10752	40.88	-13.12	54	47.6	39.05	12.63	58.4	-	-	A	H
		13770	49.65	-38.55	88.2	52.38	39.93	14.24	56.9	-	-	P	H
		14488	48.85	-25.15	74	51.2	40	14.55	56.9	-	-	P	H
		14488	40.06	-13.94	54	42.41	40	14.55	56.9	-	-	A	H
		17960	52.44	-21.56	74	54.21	41.24	16.32	59.33	-	-	P	H
		17960	43.65	-10.35	54	45.42	41.24	16.32	59.33	-	-	A	H
		20655	35.3	-38.7	74	56.1	37.88	-3.81	54.87	-	-	P	H
													H
													H
													H
													H
802.11ax													H
HE40 Full													H
CH 187		10760	48.34	-25.66	74	55.05	39.04	12.64	58.39	-	-	P	V
6885MHz		10760	39.55	-14.45	54	46.26	39.04	12.64	58.39	-	-	A	V
		13770	49.86	-38.34	88.2	52.59	39.93	14.24	56.9	-	-	P	V
		14480	49.09	-24.91	74	51.44	40	14.55	56.9	-	-	P	V
		14480	40.3	-13.7	54	42.65	40	14.55	56.9	-	-	A	V
		17920	52.63	-21.37	74	54.61	41.08	16.3	59.36	-	-	P	V
		17920	43.84	-10.16	54	45.82	41.08	16.3	59.36	-	-	A	V
		20655	36.66	-37.34	74	57.46	37.88	-3.81	54.87	-	-	P	V
													V
													V
													V
													V
Remark	<ol style="list-style-type: none"> No other spurious found. All results are PASS against Peak and Average limit line. The emission position marked as "-" means no suspected emission found with sufficient margin against limit line or noise floor only. The emission level close to 18GHz is checked that the average emission level is noise floor only. 												



Band 7 - 6525~6875MHz
WIFI 802.11ax HE80 Full (Harmonic @ 3m)

WIFI Ant. 9+8	Note	Frequency (MHz)	Level (dBμV/m)	Margin (dB)	Limit Line (dBμV/m)	Read Level (dBμV)	Antenna Factor (dB/m)	Path Loss (dB)	Preamp Factor (dB)	Ant Pos (cm)	Table Pos (deg)	Peak Avg. (P/A)	Pol. (H/V)
		10840	48	-26	74	54.65	39	12.68	58.33	-	-	P	H
		10840	39.21	-14.79	54	45.86	39	12.68	58.33	-	-	A	H
		13250	47.82	-26.18	74	51	39.8	13.97	56.95	-	-	P	H
		14488	48.24	-25.76	74	50.59	40	14.55	56.9	-	-	P	H
		14488	39.45	-14.55	54	41.8	40	14.55	56.9	-	-	A	H
		17888	52.7	-21.3	74	54.92	40.89	16.28	59.39	-	-	P	H
		17888	43.91	-10.09	54	46.13	40.89	16.28	59.39	-	-	A	H
		19875	36.48	-37.52	74	56.64	37.65	-2.88	54.93	-	-	P	H
													H
													H
													H
													H
802.11ax													H
HE80 Full													H
CH 135		10768	48.03	-25.97	74	54.75	39.03	12.64	58.39	-	-	P	V
6625MHz		10768	39.24	-14.76	54	45.96	39.03	12.64	58.39	-	-	A	V
		13250	48.05	-25.95	74	51.23	39.8	13.97	56.95	-	-	P	V
		13250	39.08	-14.92	54	42.26	39.8	13.97	56.95	-	-	A	V
		14496	50.26	-23.74	74	52.61	40	14.55	56.9	-	-	P	V
		14496	41.47	-12.53	54	43.82	40	14.55	56.9	-	-	A	V
		17960	52.38	-21.62	74	54.15	41.24	16.32	59.33	-	-	P	V
		17960	43.59	-10.41	54	45.36	41.24	16.32	59.33	-	-	A	V
		19875	36.56	-37.44	74	56.72	37.65	-2.88	54.93	-	-	P	V
													V
													V
													V



WIFI Ant. 9+8	Note	Frequency (MHz)	Level (dBμV/m)	Margin (dB)	Limit Line (dBμV/m)	Read Level (dBμV)	Antenna Factor (dB/m)	Path Loss (dB)	Preamp Factor (dB)	Ant Pos (cm)	Table Pos (deg)	Peak Avg. (P/A)	Pol. (H/V)
		10768	48.48	-25.52	74	55.2	39.03	12.64	58.39	-	-	P	V
		10768	39.69	-14.31	54	46.41	39.03	12.64	58.39	-	-	A	V
		13410	48.29	-39.91	88.2	51.07	40.09	14.05	56.92	-	-	P	V
		14480	49.85	-24.15	74	52.2	40	14.55	56.9	-	-	P	V
		14480	41.06	-12.94	54	43.41	40	14.55	56.9	-	-	A	V
		17920	52.59	-21.41	74	54.57	41.08	16.3	59.36	-	-	P	V
		17920	43.8	-10.2	54	45.78	41.08	16.3	59.36	-	-	A	V
		20115	35.8	-38.2	74	56.2	37.64	-3.14	54.9	-	-	P	H
													H
													H
													H
													H
802.11ax													H
HE80 Full													H
CH 151		10808	48.85	-25.15	74	55.54	39	12.66	58.35	-	-	P	H
6705MHz		10808	40.06	-13.94	54	46.75	39	12.66	58.35	-	-	A	H
		13410	47.81	-40.39	88.2	50.59	40.09	14.05	56.92	-	-	P	H
		14480	49.33	-24.67	74	51.68	40	14.55	56.9	-	-	P	H
		14480	40.54	-13.46	54	42.89	40	14.55	56.9	-	-	A	H
		17912	53.08	-20.92	74	55.11	41.05	16.29	59.37	-	-	P	H
		17912	44.29	-9.71	54	46.32	41.05	16.29	59.37	-	-	A	H
		20115	36.07	-37.93	74	56.47	37.64	-3.14	54.9	-	-	P	V
													V
													V
													V
													V



WIFI Ant. 9+8	Note	Frequency (MHz)	Level (dBμV/m)	Margin (dB)	Limit Line (dBμV/m)	Read Level (dBμV)	Antenna Factor (dB/m)	Path Loss (dB)	Preamp Factor (dB)	Ant Pos (cm)	Table Pos (deg)	Peak Avg. (P/A)	Pol. (H/V)
		10816	48.21	-25.79	74	54.9	39	12.66	58.35	-	-	P	H
		10816	39.42	-14.58	54	46.11	39	12.66	58.35	-	-	A	H
		13730	48.35	-39.85	88.2	51.07	39.97	14.21	56.9	-	-	P	H
		14488	48.65	-25.35	74	51	40	14.55	56.9	-	-	P	H
		14488	39.86	-14.14	54	42.21	40	14.55	56.9	-	-	A	H
		18000	53.02	-20.98	74	54.58	41.4	16.34	59.3	-	-	P	H
		18000	44.23	-9.77	54	45.79	41.4	16.34	59.3	-	-	A	H
		20595	34.31	-39.69	74	55.2	37.92	-3.93	54.88	-	-	P	H
													H
													H
													H
													H
802.11ax													H
HE80 Full													H
CH 183		10768	48.05	-25.95	74	54.77	39.03	12.64	58.39	-	-	P	V
6865MHz		10768	39.26	-14.74	54	45.98	39.03	12.64	58.39	-	-	A	V
		13730	49.02	-39.18	88.2	51.74	39.97	14.21	56.9	-	-	P	V
		14480	48.53	-25.47	74	50.88	40	14.55	56.9	-	-	P	V
		14480	39.74	-14.26	54	42.09	40	14.55	56.9	-	-	A	V
		17880	52.61	-21.39	74	54.92	40.82	16.27	59.4	-	-	P	V
		17880	43.82	-10.18	54	46.13	40.82	16.27	59.4	-	-	A	V
		20595	36.03	-37.97	74	56.92	37.92	-3.93	54.88	-	-	P	V
													V
													V
													V
													V
Remark	<ol style="list-style-type: none"> No other spurious found. All results are PASS against Peak and Average limit line. The emission position marked as "-" means no suspected emission found with sufficient margin against limit line or noise floor only. The emission level close to 18GHz is checked that the average emission level is noise floor only. 												



Band 7 - 6525~6875MHz
WIFI 802.11ax HE160 Full (Harmonic @ 3m)

WIFI Ant. 9+8	Note	Frequency (MHz)	Level (dBμV/m)	Margin (dB)	Limit Line (dBμV/m)	Read Level (dBμV)	Antenna Factor (dB/m)	Path Loss (dB)	Preamp Factor (dB)	Ant Pos (cm)	Table Pos (deg)	Peak Avg. (P/A)	Pol. (H/V)
		10760	48.61	-25.39	74	55.32	39.04	12.64	58.39	-	-	P	H
		10760	39.82	-14.18	54	46.53	39.04	12.64	58.39	-	-	A	H
		13330	47.3	-26.7	74	50.33	39.89	14.01	56.93	-	-	P	H
		14488	48.53	-25.47	74	50.88	40	14.55	56.9	-	-	P	H
		14488	39.74	-14.26	54	42.09	40	14.55	56.9	-	-	A	H
		17928	52.4	-21.6	74	54.35	41.11	16.3	59.36	-	-	P	H
		17928	43.61	-10.39	54	45.56	41.11	16.3	59.36	-	-	A	H
		19995	35.31	-38.69	74	55.55	37.51	-2.85	54.9	-	-	P	H
													H
													H
802.11ax													H
HE160 Full													H
CH 143		10776	48.07	-25.93	74	54.79	39.02	12.64	58.38	-	-	P	V
6665MHz		10776	39.28	-14.72	54	46	39.02	12.64	58.38	-	-	A	V
		13330	47.09	-26.91	74	50.12	39.89	14.01	56.93	-	-	P	V
		14496	49.36	-24.64	74	51.71	40	14.55	56.9	-	-	P	V
		14496	40.57	-13.43	54	42.92	40	14.55	56.9	-	-	A	V
		18000	52.02	-21.98	74	53.58	41.4	16.34	59.3	-	-	P	V
		18000	43.23	-10.77	54	44.79	41.4	16.34	59.3	-	-	A	V
		19995	37.24	-36.76	74	57.48	37.51	-2.85	54.9	-	-	P	V
													V
													V
													V
													V



WIFI Ant. 9+8	Note	Frequency (MHz)	Level (dBµV/m)	Margin (dB)	Limit Line (dBµV/m)	Read Level (dBµV)	Antenna Factor (dB/m)	Path Loss (dB)	Preamp Factor (dB)	Ant Pos (cm)	Table Pos (deg)	Peak Avg. (P/A)	Pol. (H/V)	
802.11ax HE160 Full CH 175 6825MHz		10832	48.56	-25.44	74	55.22	39	12.67	58.33	-	-	P	H	
		10832	39.77	-14.23	54	46.43	39	12.67	58.33	-	-	A	H	
		13650	49.3	-38.9	88.2	51.98	40.05	14.17	56.9	-	-	P	H	
		14480	49.52	-24.48	74	51.87	40	14.55	56.9	-	-	P	H	
		14480	40.73	-13.27	54	43.08	40	14.55	56.9	-	-	A	H	
		17968	52.3	-21.7	74	54.04	41.27	16.32	59.33	-	-	P	H	
		17968	43.51	-10.49	54	45.25	41.27	16.32	59.33	-	-	A	H	
		20475	35.05	-38.95	74	56.03	37.98	-4.06	54.9	-	-	P	H	
														H
														H
														H
														H
			10784	48.08	-25.92	74	54.78	39.02	12.65	58.37	-	-	P	V
			10784	39.29	-14.71	54	45.99	39.02	12.65	58.37	-	-	A	V
			13650	49.55	-38.65	88.2	52.23	40.05	14.17	56.9	-	-	P	V
			14496	49	-25	74	51.35	40	14.55	56.9	-	-	P	V
			14496	40.21	-13.79	54	42.56	40	14.55	56.9	-	-	A	V
			17968	52.42	-21.58	74	54.16	41.27	16.32	59.33	-	-	P	V
			17968	43.63	-10.37	54	45.37	41.27	16.32	59.33	-	-	A	V
			20475	36.17	-37.83	74	57.15	37.98	-4.06	54.9	-	-	P	V
													V	
													V	
													V	
													V	
Remark	<ol style="list-style-type: none"> No other spurious found. All results are PASS against Peak and Average limit line. The emission position marked as "-" means no suspected emission found with sufficient margin against limit line or noise floor only. The emission level close to 18GHz is checked that the average emission level is noise floor only. 													



Band 8 - 6875~7125MHz
WIFI 802.11a (Band Edge @ 3m)

WIFI Ant. 9+8	Note	Frequency (MHz)	Level (dBμV/m)	Margin (dB)	Limit Line (dBμV/m)	Read Level (dBμV)	Antenna Factor (dB/m)	Path Loss (dB)	Preamp Factor (dB)	Ant Pos (cm)	Table Pos (deg)	Peak Avg. (P/A)	Pol. (H/V)
802.11a CH 233 7125MHz	*	7115	106.15	-	-	95.97	36.36	10.53	36.71	100	121	P	H
	*	7115	98.49	-	-	88.31	36.36	10.53	36.71	100	121	A	H
		7125.02	78.48	-9.72	88.2	68.24	36.4	10.54	36.7	100	121	P	H
		7125.02	66.35	-1.85	68.2	56.11	36.4	10.54	36.7	100	121	A	H
													H
													H
	*	7115	105.8	-	-	95.62	36.36	10.53	36.71	100	251	P	V
	*	7115	98.16	-	-	87.98	36.36	10.53	36.71	100	251	A	V
		7125.02	77.92	-10.28	88.2	67.68	36.4	10.54	36.7	100	251	P	V
		7125.02	66.39	-1.81	68.2	56.15	36.4	10.54	36.7	100	251	A	V
													V
													V
Remark	1. No other spurious found. 2. All results are PASS against Peak and Average limit line.												



Band 8 - 6875~7125MHz
WIFI 802.11a (Harmonic @ 3m)

WIFI Ant. 9+8	Note	Frequency (MHz)	Level (dBµV/m)	Margin (dB)	Limit Line (dBµV/m)	Read Level (dBµV)	Antenna Factor (dB/m)	Path Loss (dB)	Preamp Factor (dB)	Ant Pos (cm)	Table Pos (deg)	Peak Avg. (P/A)	Pol. (H/V)
		10976	48.37	-25.63	74	54.92	38.92	12.75	58.22	-	-	P	H
		10976	39.58	-14.42	54	46.13	38.92	12.75	58.22	-	-	A	H
		13790	49.87	-38.33	88.2	52.62	39.91	14.24	56.9	-	-	P	H
		14496	49.05	-24.95	74	51.4	40	14.55	56.9	-	-	P	H
		14496	40.26	-13.74	54	42.61	40	14.55	56.9	-	-	A	H
		17840	52.25	-21.75	74	54.98	40.46	16.24	59.43	-	-	P	H
		17840	43.46	-10.54	54	46.19	40.46	16.24	59.43	-	-	A	H
		20685	36.01	-37.99	74	56.77	37.85	-3.75	54.86	-	-	P	H
													H
													H
													H
													H
802.11a													
CH 189													
6895MHz		10800	49.3	-24.7	74	56	39	12.66	58.36	-	-	P	V
		10800	40.51	-13.49	54	47.21	39	12.66	58.36	-	-	A	V
		13790	49.74	-38.46	88.2	52.49	39.91	14.24	56.9	-	-	P	V
		14480	48.54	-25.46	74	50.89	40	14.55	56.9	-	-	P	V
		14480	39.75	-14.25	54	42.1	40	14.55	56.9	-	-	A	V
		17928	52.48	-21.52	74	54.43	41.11	16.3	59.36	-	-	P	V
		17928	43.69	-10.31	54	45.64	41.11	16.3	59.36	-	-	A	V
		20685	36.23	-37.77	74	56.99	37.85	-3.75	54.86	-	-	P	V
													V
													V
													V
													V



WIFI Ant. 9+8	Note	Frequency (MHz)	Level (dBμV/m)	Margin (dB)	Limit Line (dBμV/m)	Read Level (dBμV)	Antenna Factor (dB/m)	Path Loss (dB)	Preamp Factor (dB)	Ant Pos (cm)	Table Pos (deg)	Peak Avg. (P/A)	Pol. (H/V)	
802.11a CH 209 6995MHz		10760	48.87	-25.13	74	55.58	39.04	12.64	58.39	-	-	P	H	
		10760	40.08	-13.92	54	46.79	39.04	12.64	58.39	-	-	A	H	
		13990	50.27	-37.93	88.2	52.74	40.09	14.34	56.9	-	-	P	H	
		14496	49.36	-24.64	74	51.71	40	14.55	56.9	-	-	P	H	
		14496	40.57	-13.43	54	42.92	40	14.55	56.9	-	-	A	H	
		17920	52.37	-21.63	74	54.35	41.08	16.3	59.36	-	-	P	H	
		17920	43.58	-10.42	54	45.56	41.08	16.3	59.36	-	-	A	H	
		20985	38.46	-35.54	74	58.41	37.99	-3.14	54.8	-	-	P	H	
														H
														H
														H
														H
			10704	48.22	-25.78	74	54.96	39.1	12.6	58.44	-	-	P	V
			10704	39.43	-14.57	54	46.17	39.1	12.6	58.44	-	-	A	V
			13990	50.77	-37.43	88.2	53.24	40.09	14.34	56.9	-	-	P	V
			14496	48.45	-25.55	74	50.8	40	14.55	56.9	-	-	P	V
			14496	39.66	-14.34	54	42.01	40	14.55	56.9	-	-	A	V
			17920	52.91	-21.09	74	54.89	41.08	16.3	59.36	-	-	P	V
			17920	44.12	-9.88	54	46.1	41.08	16.3	59.36	-	-	A	V
			20985	36.92	-37.08	74	56.87	37.99	-3.14	54.8	-	-	P	V
													V	
													V	
													V	
													V	



WIFI Ant. 9+8	Note	Frequency (MHz)	Level (dBμV/m)	Margin (dB)	Limit Line (dBμV/m)	Read Level (dBμV)	Antenna Factor (dB/m)	Path Loss (dB)	Preamp Factor (dB)	Ant Pos (cm)	Table Pos (deg)	Peak Avg. (P/A)	Pol. (H/V)	
802.11a CH 233 7125MHz		10744	49.07	-24.93	74	55.79	39.06	12.62	58.4	-	-	P	H	
		10744	40.28	-13.72	54	47	39.06	12.62	58.4	-	-	A	H	
		13990	50.37	-37.83	88.2	52.84	40.09	14.34	56.9	-	-	P	H	
		14496	49.55	-24.45	74	51.9	40	14.55	56.9	-	-	P	H	
		14496	40.76	-13.24	54	43.11	40	14.55	56.9	-	-	A	H	
		17840	53.23	-20.77	74	55.96	40.46	16.24	59.43	-	-	P	H	
		17840	44.44	-9.56	54	47.17	40.46	16.24	59.43	-	-	A	H	
		21345	37.46	-36.54	74	57.19	37.79	-2.72	54.8	-	-	P	H	
														H
														H
														H
														H
			10776	48.72	-25.28	74	55.44	39.02	12.64	58.38	-	-	P	V
			10776	39.93	-14.07	54	46.65	39.02	12.64	58.38	-	-	A	V
			13990	50.69	-37.51	88.2	53.16	40.09	14.34	56.9	-	-	P	V
			14488	48.91	-25.09	74	51.26	40	14.55	56.9	-	-	P	V
			14488	40.12	-13.88	54	42.47	40	14.55	56.9	-	-	A	V
			17920	52.76	-21.24	74	54.74	41.08	16.3	59.36	-	-	P	V
			17920	43.97	-10.03	54	45.95	41.08	16.3	59.36	-	-	A	V
			21345	36.27	-37.73	74	56	37.79	-2.72	54.8	-	-	P	V
													V	
													V	
													V	
													V	
Remark	<ol style="list-style-type: none"> No other spurious found. All results are PASS against Peak and Average limit line. The emission position marked as "-" means no suspected emission found with sufficient margin against limit line or noise floor only. The emission level close to 18GHz is checked that the average emission level is noise floor only. 													



**Band 8 - 6875~7125MHz
WIFI 802.11ax HE20 Full (Band Edge @ 3m)**

WIFI Ant. 9+8	Note	Frequency (MHz)	Level (dBμV/m)	Margin (dB)	Limit Line (dBμV/m)	Read Level (dBμV)	Antenna Factor (dB/m)	Path Loss (dB)	Preamp Factor (dB)	Ant Pos (cm)	Table Pos (deg)	Peak Avg. (P/A)	Pol. (H/V)
802.11ax HE20 Full CH 233 7125MHz	*	7115	86.76	-	-	76.58	36.36	10.53	36.71	100	121	P	H
	*	7115	76.72	-	-	66.54	36.36	10.53	36.71	100	121	A	H
		7125.02	72.7	-15.5	88.2	62.46	36.4	10.54	36.7	100	121	P	H
		7125.02	66.21	-1.99	68.2	55.97	36.4	10.54	36.7	100	121	A	H
													H
													H
	*	7115	87.56	-	-	77.38	36.36	10.53	36.71	107	282	P	V
	*	7115	77.51	-	-	67.33	36.36	10.53	36.71	107	282	A	V
		7125.02	74.74	-13.46	88.2	64.5	36.4	10.54	36.7	107	282	P	V
		7125.02	66.8	-1.4	68.2	56.56	36.4	10.54	36.7	107	282	A	V
												V	
												V	
Remark	1. No other spurious found. 2. All results are PASS against Peak and Average limit line.												



Band 8 - 6875~7125MHz
WIFI 802.11ax HE20 (Harmonic @ 3m)

WIFI Ant. 9+8	Note	Frequency (MHz)	Level (dBμV/m)	Margin (dB)	Limit Line (dBμV/m)	Read Level (dBμV)	Antenna Factor (dB/m)	Path Loss (dB)	Preamp Factor (dB)	Ant Pos (cm)	Table Pos (deg)	Peak Avg. (P/A)	Pol. (H/V)
		10800	48.84	-25.16	74	55.54	39	12.66	58.36	-	-	P	H
		10800	40.05	-13.95	54	46.75	39	12.66	58.36	-	-	A	H
		13790	50.89	-37.31	88.2	53.64	39.91	14.24	56.9	-	-	P	H
		14496	48.58	-25.42	74	50.93	40	14.55	56.9	-	-	P	H
		14496	39.79	-14.21	54	42.14	40	14.55	56.9	-	-	A	H
		17928	52.67	-21.33	74	54.62	41.11	16.3	59.36	-	-	P	H
		17928	43.88	-10.12	54	45.83	41.11	16.3	59.36	-	-	A	H
		20685	34.71	-39.29	74	55.47	37.85	-3.75	54.86	-	-	P	V
													H
													H
													H
													H
802.11ax													H
HE20 Full													H
CH 189		10792	48.42	-25.58	74	55.13	39.01	12.65	58.37	-	-	P	V
6895MHz		10792	39.63	-14.37	54	46.34	39.01	12.65	58.37	-	-	A	V
		13790	49.77	-38.43	88.2	52.52	39.91	14.24	56.9	-	-	P	V
		14488	49.35	-24.65	74	51.7	40	14.55	56.9	-	-	P	V
		14488	40.56	-13.44	54	42.91	40	14.55	56.9	-	-	A	V
		17832	52.24	-21.76	74	55.04	40.39	16.24	59.43	-	-	P	V
		17832	43.45	-10.55	54	46.25	40.39	16.24	59.43	-	-	A	V
		20685	34.34	-39.66	74	55.1	37.85	-3.75	54.86	-	-	P	H
													V
													V
													V
													V



WIFI Ant. 9+8	Note	Frequency (MHz)	Level (dBµV/m)	Margin (dB)	Limit Line (dBµV/m)	Read Level (dBµV)	Antenna Factor (dB/m)	Path Loss (dB)	Preamp Factor (dB)	Ant Pos (cm)	Table Pos (deg)	Peak Avg. (P/A)	Pol. (H/V)
		10784	48.78	-25.22	74	55.48	39.02	12.65	58.37	-	-	P	H
		10784	39.99	-14.01	54	46.69	39.02	12.65	58.37	-	-	A	H
		13990	50.89	-37.31	88.2	53.36	40.09	14.34	56.9	-	-	P	H
		14496	49.69	-24.31	74	52.04	40	14.55	56.9	-	-	P	H
		14496	40.9	-13.1	54	43.25	40	14.55	56.9	-	-	A	H
		17832	52.72	-21.28	74	55.52	40.39	16.24	59.43	-	-	P	H
		17832	43.93	-10.07	54	46.73	40.39	16.24	59.43	-	-	A	H
		20985	36.29	-37.71	74	56.24	37.99	-3.14	54.8	-	-	P	V
													H
													H
													H
													H
802.11ax													
HE20 Full													
CH 209		10704	48.47	-25.53	74	55.21	39.1	12.6	58.44	-	-	P	V
6995MHz		10704	39.68	-14.32	54	46.42	39.1	12.6	58.44	-	-	A	V
		13990	51.26	-36.94	88.2	53.73	40.09	14.34	56.9	-	-	P	V
		14480	48.3	-25.7	74	50.65	40	14.55	56.9	-	-	P	V
		14480	39.51	-14.49	54	41.86	40	14.55	56.9	-	-	A	V
		17928	52.12	-21.88	74	54.07	41.11	16.3	59.36	-	-	P	V
		17928	43.33	-10.67	54	45.28	41.11	16.3	59.36	-	-	A	V
		20985	35.89	-38.11	74	55.84	37.99	-3.14	54.8	-	-	P	H
													V
													V
													V
													V



WIFI Ant. 9+8	Note	Frequency (MHz)	Level (dBμV/m)	Margin (dB)	Limit Line (dBμV/m)	Read Level (dBμV)	Antenna Factor (dB/m)	Path Loss (dB)	Preamp Factor (dB)	Ant Pos (cm)	Table Pos (deg)	Peak Avg. (P/A)	Pol. (H/V)
		10736	49.23	-24.77	74	55.97	39.06	12.61	58.41	-	-	P	H
		10736	40.44	-13.56	54	47.18	39.06	12.61	58.41	-	-	A	H
		14230	48.86	-39.34	88.2	51.08	40.24	14.44	56.9	-	-	P	H
		14496	49.24	-24.76	74	51.59	40	14.55	56.9	-	-	P	H
		14496	40.45	-13.55	54	42.8	40	14.55	56.9	-	-	A	H
		17920	52.83	-21.17	74	54.81	41.08	16.3	59.36	-	-	P	H
		17920	44.04	-9.96	54	46.02	41.08	16.3	59.36	-	-	A	H
		21345	35.55	-38.45	74	55.28	37.79	-2.72	54.8	-	-	P	V
													H
													H
													H
													H
802.11ax													
HE20 Full													
CH 233		10784	48.99	-25.01	74	55.69	39.02	12.65	58.37	-	-	P	V
7125MHz		10784	40.2	-13.8	54	46.9	39.02	12.65	58.37	-	-	A	V
		14230	49.54	-38.66	88.2	51.76	40.24	14.44	56.9	-	-	P	V
		14488	48.7	-25.3	74	51.05	40	14.55	56.9	-	-	P	V
		14488	39.91	-14.09	54	42.26	40	14.55	56.9	-	-	A	V
		17968	53.48	-20.52	74	55.22	41.27	16.32	59.33	-	-	P	V
		17968	44.69	-9.31	54	46.43	41.27	16.32	59.33	-	-	A	V
		21345	35.47	-38.53	74	55.2	37.79	-2.72	54.8	-	-	P	H
													V
													V
													V
													V
Remark	<ol style="list-style-type: none"> No other spurious found. All results are PASS against Peak and Average limit line. The emission position marked as "-" means no suspected emission found with sufficient margin against limit line or noise floor only. The emission level close to 18GHz is checked that the average emission level is noise floor only. 												



**Band 8 - 6875~7125MHz
WIFI 802.11ax HE20 Partial 106 (Band Edge @ 3m)**

WIFI Ant. 9+8	Note	Frequency (MHz)	Level (dBμV/m)	Margin (dB)	Limit Line (dBμV/m)	Read Level (dBμV)	Antenna Factor (dB/m)	Path Loss (dB)	Preamp Factor (dB)	Ant Pos (cm)	Table Pos (deg)	Peak Avg. (P/A)	Pol. (H/V)	
802.11ax HE20 Partial 106/54 CH 233 7125MHz		7115	87.62			77.44	36.36	10.53	36.71	100	132	P	H	
	*	7115	78.38	-	-	68.2	36.36	10.53	36.71	100	132	A	H	
		7125.02	74.05	-14.15	88.2	63.81	36.4	10.54	36.7	100	132	P	H	
		7125.02	67.15	-1.05	68.2	56.91	36.4	10.54	36.7	100	132	A	H	
													H	
														H
	*	7115	88.97	-	-	78.79	36.36	10.53	36.71	100	278	P	V	
	*	7115	78.77	-	-	68.59	36.36	10.53	36.71	100	278	A	V	
		7125.02	74.44	-13.76	88.2	64.2	36.4	10.54	36.7	100	278	P	V	
		7125.02	67.02	-1.18	68.2	56.78	36.4	10.54	36.7	100	278	A	V	
													V	
													V	
Remark	1. No other spurious found. 2. All results are PASS against Peak and Average limit line.													



**Band 8 - 6875~7125MHz
WIFI 802.11ax HE40 Full (Band Edge @ 3m)**

WIFI Ant. 9+8	Note	Frequency (MHz)	Level (dBμV/m)	Margin (dB)	Limit Line (dBμV/m)	Read Level (dBμV)	Antenna Factor (dB/m)	Path Loss (dB)	Preamp Factor (dB)	Ant Pos (cm)	Table Pos (deg)	Peak Avg. (P/A)	Pol. (H/V)
802.11ax HE40 Full CH 227 7085MHz	*	7085	107.13	-	-	97.09	36.24	10.51	36.71	100	122	P	H
	*	7085	96.77	-	-	86.73	36.24	10.51	36.71	100	122	A	H
		7126.02	73.47	-14.73	88.2	63.23	36.4	10.54	36.7	100	122	P	H
		7125	62.68	-5.52	68.2	52.45	36.4	10.54	36.71	100	122	A	H
													H
													H
	*	7085	109.17	-	-	99.13	36.24	10.51	36.71	100	255	P	V
	*	7085	98	-	-	87.96	36.24	10.51	36.71	100	255	A	V
		7126.38	77.62	-10.58	88.2	67.37	36.41	10.54	36.7	100	255	P	V
		7125	65.38	-2.82	68.2	55.15	36.4	10.54	36.71	100	255	A	V
												V	
												V	
Remark	1. No other spurious found. 2. All results are PASS against Peak and Average limit line.												



Band 8 - 6875~7125MHz
WIFI 802.11ax HE40 Full (Harmonic @ 3m)

WIFI Ant. 9+8	Note	Frequency (MHz)	Level (dBμV/m)	Margin (dB)	Limit Line (dBμV/m)	Read Level (dBμV)	Antenna Factor (dB/m)	Path Loss (dB)	Preamp Factor (dB)	Ant Pos (cm)	Table Pos (deg)	Peak Avg. (P/A)	Pol. (H/V)
		10824	48.79	-25.21	74	55.46	39	12.67	58.34	-	-	P	H
		10824	40	-14	54	46.67	39	12.67	58.34	-	-	A	H
		13850	49.31	-38.89	88.2	51.99	39.95	14.27	56.9	-	-	P	H
		14488	49.61	-24.39	74	51.96	40	14.55	56.9	-	-	P	H
		14488	40.82	-13.18	54	43.17	40	14.55	56.9	-	-	A	H
		17960	52.14	-21.86	74	53.91	41.24	16.32	59.33	-	-	P	H
		17960	43.35	-10.65	54	45.12	41.24	16.32	59.33	-	-	A	H
		20775	36.19	-37.81	74	56.78	37.82	-3.56	54.85	-	-	P	H
													H
													H
													H
													H
802.11ax													H
HE40 Full													H
CH 195		10808	48.98	-25.02	74	55.67	39	12.66	58.35	-	-	P	V
6925MHz		10808	40.19	-13.81	54	46.88	39	12.66	58.35	-	-	A	V
		13850	50.11	-38.09	88.2	52.79	39.95	14.27	56.9	-	-	P	V
		14496	48.57	-25.43	74	50.92	40	14.55	56.9	-	-	P	V
		14496	48.57	-5.43	54	50.92	40	14.55	56.9	-	-	A	V
		17832	52.85	-21.15	74	55.65	40.39	16.24	59.43	-	-	P	V
		17832	52.85	-1.15	54	55.65	40.39	16.24	59.43	-	-	A	V
		20775	34.54	-39.46	74	55.13	37.82	-3.56	54.85	-	-	P	V
													V
													V
													V
													V



WIFI Ant. 9+8	Note	Frequency (MHz)	Level (dBµV/m)	Margin (dB)	Limit Line (dBµV/m)	Read Level (dBµV)	Antenna Factor (dB/m)	Path Loss (dB)	Preamp Factor (dB)	Ant Pos (cm)	Table Pos (deg)	Peak Avg. (P/A)	Pol. (H/V)
		10760	48.45	-25.55	74	55.16	39.04	12.64	58.39	-	-	P	H
		10760	39.66	-14.34	54	46.37	39.04	12.64	58.39	-	-	A	H
		14010	50.44	-37.76	88.2	52.88	40.11	14.35	56.9	-	-	P	H
		14496	49.11	-24.89	74	51.46	40	14.55	56.9	-	-	P	H
		14496	40.32	-13.68	54	42.67	40	14.55	56.9	-	-	A	H
		17840	52.6	-21.4	74	55.33	40.46	16.24	59.43	-	-	P	H
		17840	43.81	-10.19	54	46.54	40.46	16.24	59.43	-	-	A	H
		21015	37.07	-36.93	74	56.98	37.98	-3.09	54.8	-	-	P	H
													H
													H
													H
802.11ax													H
HE40 Full													H
CH 211		10816	48.67	-25.33	74	55.36	39	12.66	58.35	-	-	P	V
7005MHz		10816	39.88	-14.12	54	46.57	39	12.66	58.35	-	-	A	V
		14010	50.66	-37.54	88.2	53.1	40.11	14.35	56.9	-	-	P	V
		14480	48.86	-25.14	74	51.21	40	14.55	56.9	-	-	P	V
		14480	40.07	-13.93	54	42.42	40	14.55	56.9	-	-	A	V
		17832	53.1	-20.9	74	55.9	40.39	16.24	59.43	-	-	P	V
		17832	44.31	-9.69	54	47.11	40.39	16.24	59.43	-	-	A	V
		21015	37.62	-36.38	74	57.53	37.98	-3.09	54.8	-	-	P	V
													V
													V
													V
													V



WIFI Ant. 9+8	Note	Frequency (MHz)	Level (dBμV/m)	Margin (dB)	Limit Line (dBμV/m)	Read Level (dBμV)	Antenna Factor (dB/m)	Path Loss (dB)	Preamp Factor (dB)	Ant Pos (cm)	Table Pos (deg)	Peak Avg. (P/A)	Pol. (H/V)
		10768	49.25	-24.75	74	55.97	39.03	12.64	58.39	-	-	P	H
		10768	40.46	-13.54	54	47.18	39.03	12.64	58.39	-	-	A	H
		14170	49.81	-38.39	88.2	52.02	40.27	14.42	56.9	-	-	P	H
		14496	48.76	-25.24	74	51.11	40	14.55	56.9	-	-	P	H
		14496	39.97	-14.03	54	42.32	40	14.55	56.9	-	-	A	H
		17912	53.55	-20.45	74	55.58	41.05	16.29	59.37	-	-	P	H
		17912	44.76	-9.24	54	46.79	41.05	16.29	59.37	-	-	A	H
		21255	37.5	-36.5	74	57.51	37.61	-2.82	54.8	-	-	P	H
													H
													H
													H
													H
802.11ax													
HE40 Full													
CH 227		10784	49.17	-24.83	74	55.87	39.02	12.65	58.37	-	-	P	V
7085MHz		10784	40.38	-13.62	54	47.08	39.02	12.65	58.37	-	-	A	V
		14170	49.74	-38.46	88.2	51.95	40.27	14.42	56.9	-	-	P	V
		14496	49.27	-24.73	74	51.62	40	14.55	56.9	-	-	P	V
		14496	40.48	-13.52	54	42.83	40	14.55	56.9	-	-	A	V
		17832	52.98	-21.02	74	55.78	40.39	16.24	59.43	-	-	P	V
		17832	44.19	-9.81	54	46.99	40.39	16.24	59.43	-	-	A	V
		21255	35.73	-38.27	74	55.74	37.61	-2.82	54.8	-	-	P	V
													V
													V
													V
													V
Remark	<ol style="list-style-type: none"> No other spurious found. All results are PASS against Peak and Average limit line. The emission position marked as "-" means no suspected emission found with sufficient margin against limit line or noise floor only. The emission level close to 18GHz is checked that the average emission level is noise floor only. 												



**Band 8 - 6875~7125MHz
WIFI 802.11ax HE40 Partial 242 (Band Edge @ 3m)**

WIFI Ant. 9+8	Note	Frequency (MHz)	Level (dBμV/m)	Margin (dB)	Limit Line (dBμV/m)	Read Level (dBμV)	Antenna Factor (dB/m)	Path Loss (dB)	Preamp Factor (dB)	Ant Pos (cm)	Table Pos (deg)	Peak Avg. (P/A)	Pol. (H/V)
802.11ax HE40 Partial 242/62 CH 227 7085MHz	*	7085	111.25	-	-	101.21	36.24	10.51	36.71	104	278	P	V
	*	7085	111.25	-	-	101.21	36.24	10.51	36.71	104	278	A	V
		7128.18	78.7	-9.5	88.2	68.45	36.41	10.54	36.7	104	278	P	V
		7125	66.02	-2.18	68.2	55.79	36.4	10.54	36.71	104	278	A	V
													H
													H
	*	7085	111.27	-	-	101.23	36.24	10.51	36.71	100	6	P	H
	*	7085	102.21	-	-	92.17	36.24	10.51	36.71	100	6	A	H
		7127.28	78.34	-9.86	88.2	68.09	36.41	10.54	36.7	100	6	P	H
		7130.88	60.38	-7.82	68.2	50.12	36.42	10.54	36.7	100	6	A	H
												V	
												V	
Remark	1. No other spurious found. 2. All results are PASS against Peak and Average limit line.												



Band 8 - 6875~7125MHz
WIFI 802.11ax HE80 Full (Band Edge @ 3m)

WIFI Ant. 9+8	Note	Frequency (MHz)	Level (dBμV/m)	Margin (dB)	Limit Line (dBμV/m)	Read Level (dBμV)	Antenna Factor (dB/m)	Path Loss (dB)	Preamp Factor (dB)	Ant Pos (cm)	Table Pos (deg)	Peak Avg. (P/A)	Pol. (H/V)
802.11ax HE80 Full CH 215 7025MHz	*	7025	107.33	-	-	97.64	35.95	10.46	36.72	102	124	P	H
	*	7025	96.69	-	-	87	35.95	10.46	36.72	102	124	A	H
		7125.66	74.11	-14.09	88.2	63.87	36.4	10.54	36.7	102	124	P	H
		7125	63.4	-4.8	68.2	53.17	36.4	10.54	36.71	102	124	A	H
													H
													H
	*	7025	109.1	-	-	99.41	35.95	10.46	36.72	121	252	P	V
	*	7025	97.68	-	-	87.99	35.95	10.46	36.72	121	252	A	V
		7125.14	77.1	-11.1	88.2	66.86	36.4	10.54	36.7	121	252	P	V
		7125	66.24	-1.96	68.2	56.01	36.4	10.54	36.71	121	252	A	V
												V	
												V	
Remark	1. No other spurious found. 2. All results are PASS against Peak and Average limit line.												



Band 8 - 6875~7125MHz
WIFI 802.11ax HE80 Full (Harmonic @ 3m)

WIFI Ant. 9+8	Note	Frequency (MHz)	Level (dBμV/m)	Margin (dB)	Limit Line (dBμV/m)	Read Level (dBμV)	Antenna Factor (dB/m)	Path Loss (dB)	Preamp Factor (dB)	Ant Pos (cm)	Table Pos (deg)	Peak Avg. (P/A)	Pol. (H/V)
		10760	47.99	-26.01	74	54.7	39.04	12.64	58.39	-	-	P	H
		10760	39.2	-14.8	54	45.91	39.04	12.64	58.39	-	-	A	H
		13890	50.23	-37.97	88.2	52.84	39.99	14.3	56.9	-	-	P	H
		14488	47.82	-26.18	74	50.17	40	14.55	56.9	-	-	P	H
		14488	39.03	-14.97	54	41.38	40	14.55	56.9	-	-	A	H
		17912	52.55	-21.45	74	54.58	41.05	16.29	59.37	-	-	P	H
		17912	43.76	-10.24	54	45.79	41.05	16.29	59.37	-	-	A	H
		20835	37.68	-36.32	74	58.08	37.87	-3.44	54.83	-	-	P	H
													H
													H
													H
													H
802.11ax													H
HE80 Full													H
CH 199		10672	48.31	-25.69	74	55.12	39.07	12.58	58.46	-	-	P	V
6945MHz		10672	39.52	-14.48	54	46.33	39.07	12.58	58.46	-	-	A	V
		13890	50.07	-38.13	88.2	52.68	39.99	14.3	56.9	-	-	P	V
		14472	48.49	-25.51	74	50.85	40	14.54	56.9	-	-	P	V
		14472	39.7	-14.3	54	42.06	40	14.54	56.9	-	-	A	V
		17912	53.05	-20.95	74	55.08	41.05	16.29	59.37	-	-	P	V
		17912	44.26	-9.74	54	46.29	41.05	16.29	59.37	-	-	A	V
		20835	35.99	-38.01	74	56.39	37.87	-3.44	54.83	-	-	P	V
													V
													V
													V
													V



WIFI Ant. 9+8	Note	Frequency (MHz)	Level (dBμV/m)	Margin (dB)	Limit Line (dBμV/m)	Read Level (dBμV)	Antenna Factor (dB/m)	Path Loss (dB)	Preamp Factor (dB)	Ant Pos (cm)	Table Pos (deg)	Peak Avg. (P/A)	Pol. (H/V)
		10808	48.75	-25.25	74	55.44	39	12.66	58.35	-	-	P	H
		10808	39.96	-14.04	54	46.65	39	12.66	58.35	-	-	A	H
		14050	51.06	-37.14	88.2	53.44	40.15	14.37	56.9	-	-	P	H
		14496	49.02	-24.98	74	51.37	40	14.55	56.9	-	-	P	H
		14496	40.23	-13.77	54	42.58	40	14.55	56.9	-	-	A	H
		17752	52.51	-21.49	74	56.06	39.76	16.19	59.5	-	-	P	H
		17752	43.72	-10.28	54	47.27	39.76	16.19	59.5	-	-	A	H
		21075	38	-36	74	57.94	37.88	-3.02	54.8	-	-	P	H
													H
													H
													H
													H
802.11ax													
HE80 Full													
CH 215		10832	48.55	-25.45	74	55.21	39	12.67	58.33	-	-	P	V
7025MHZ		10832	39.76	-14.24	54	46.42	39	12.67	58.33	-	-	A	V
		14050	51.55	-36.65	88.2	53.93	40.15	14.37	56.9	-	-	P	V
		14488	48.94	-25.06	74	51.29	40	14.55	56.9	-	-	P	V
		14488	40.15	-13.85	54	42.5	40	14.55	56.9	-	-	A	V
		17920	52.1	-21.9	74	54.08	41.08	16.3	59.36	-	-	P	V
		17920	43.31	-10.69	54	45.29	41.08	16.3	59.36	-	-	A	V
		21075	37.37	-36.63	74	57.31	37.88	-3.02	54.8	-	-	P	V
													V
													V
													V
													V
Remark	<ol style="list-style-type: none"> No other spurious found. All results are PASS against Peak and Average limit line. The emission position marked as "-" means no suspected emission found with sufficient margin against limit line or noise floor only. The emission level close to 18GHz is checked that the average emission level is noise floor only. 												



**Band 8 - 6875~7125MHz
WIFI 802.11ax HE80 Partial 484 (Band Edge @ 3m)**

WIFI Ant. 9+8	Note	Frequency (MHz)	Level (dBμV/m)	Margin (dB)	Limit Line (dBμV/m)	Read Level (dBμV)	Antenna Factor (dB/m)	Path Loss (dB)	Preamp Factor (dB)	Ant Pos (cm)	Table Pos (deg)	Peak Avg. (P/A)	Pol. (H/V)
802.11ax HE80 Partial 484/66 CH 215 7025MHz	*	7025	111.39	-	-	101.7	35.95	10.46	36.72	100	124	P	H
	*	7025	101.85	-	-	92.16	35.95	10.46	36.72	100	124	A	H
		7133.72	72.14	-16.06	88.2	61.86	36.43	10.55	36.7	100	124	P	H
		7125	58.02	-10.18	68.2	47.79	36.4	10.54	36.71	100	124	A	H
													H
													H
	*	7025	112.06	-	-	102.37	35.95	10.46	36.72	108	252	P	V
	*	7025	102.21	-	-	92.52	35.95	10.46	36.72	108	252	A	V
		7125	70.54	-17.66	88.2	60.31	36.4	10.54	36.71	108	252	P	V
		7125.66	59.18	-9.02	68.2	48.94	36.4	10.54	36.7	108	252	A	V
												V	
												V	
Remark	1. No other spurious found. 2. All results are PASS against Peak and Average limit line.												



Band 8 - 6875~7125MHz
WIFI 802.11ax HE160 Full (Band Edge @ 3m)

WIFI Ant. 9+8	Note	Frequency (MHz)	Level (dBμV/m)	Margin (dB)	Limit Line (dBμV/m)	Read Level (dBμV)	Antenna Factor (dB/m)	Path Loss (dB)	Preamp Factor (dB)	Ant Pos (cm)	Table Pos (deg)	Peak Avg. (P/A)	Pol. (H/V)
802.11ax HE160 Full CH 207 6985MHz	*	6985	102.52	-	-	93.05	35.74	10.44	36.71	100	124	P	H
	*	6985	91.58	-	-	82.11	35.74	10.44	36.71	100	124	A	H
		7138.28	75.57	-12.63	88.2	65.27	36.45	10.55	36.7	100	124	P	H
		7125.16	62.93	-5.27	68.2	52.69	36.4	10.54	36.7	100	124	A	H
													H
													H
	*	6985	104.23	-	-	94.76	35.74	10.44	36.71	112	252	P	V
	*	6985	92.81	-	-	83.34	35.74	10.44	36.71	112	252	A	V
		7129	76.19	-12.01	88.2	65.93	36.42	10.54	36.7	112	252	P	V
		7125.8	66.04	-2.16	68.2	55.8	36.4	10.54	36.7	112	252	A	V
												V	
												V	
Remark	1. No other spurious found. 2. All results are PASS against Peak and Average limit line.												



Band 8 - 6875~7125MHz
WIFI 802.11ax HE160 Full (Harmonic @ 3m)

WIFI Ant. 9+8	Note	Frequency (MHz)	Level (dBμV/m)	Margin (dB)	Limit Line (dBμV/m)	Read Level (dBμV)	Antenna Factor (dB/m)	Path Loss (dB)	Preamp Factor (dB)	Ant Pos (cm)	Table Pos (deg)	Peak Avg. (P/A)	Pol. (H/V)	
802.11ax HE160 Full CH 207 6985MHz		10800	48.67	-25.33	74	55.37	39	12.66	58.36	-	-	P	H	
		10800	39.88	-14.12	54	46.58	39	12.66	58.36	-	-	A	H	
		13970	51.48	-36.72	88.2	53.98	40.07	14.33	56.9	-	-	P	H	
		14480	48.86	-25.14	74	51.21	40	14.55	56.9	-	-	P	H	
		14480	40.07	-13.93	54	42.42	40	14.55	56.9	-	-	A	H	
		17832	52.59	-21.41	74	55.39	40.39	16.24	59.43	-	-	P	H	
		17832	43.8	-10.2	54	46.6	40.39	16.24	59.43	-	-	A	H	
		20955	36.63	-37.37	74	56.68	37.96	-3.2	54.81	-	-	P	H	
														H
														H
														H
														H
														H
														H
														H
														H
														H
														H
														H

Remark	1. No other spurious found.
	2. All results are PASS against Peak and Average limit line.
	3. The emission position marked as "-" means no suspected emission found with sufficient margin against limit line or noise floor only.
	4. The emission level close to 18GHz is checked that the average emission level is noise floor only.



Band 8 - 6875~7125MHz

WIFI 802.11ax HE160 Partial 996 (Band Edge @ 3m)

WIFI Ant. 9+8	Note	Frequency (MHz)	Level (dBμV/m)	Margin (dB)	Limit Line (dBμV/m)	Read Level (dBμV)	Antenna Factor (dB/m)	Path Loss (dB)	Preamp Factor (dB)	Ant Pos (cm)	Table Pos (deg)	Peak Avg. (P/A)	Pol. (H/V)
802.11ax HE160 Partial 996/68 CH 207 6985MHz	*	6985	108.87	-	-	99.4	35.74	10.44	36.71	100	126	P	H
	*	6985	97.85	-	-	88.38	35.74	10.44	36.71	100	126	A	H
		7129	83.18	-5.02	88.2	72.92	36.42	10.54	36.7	100	126	P	H
		7133.8	64.64	-3.56	68.2	54.35	36.44	10.55	36.7	100	126	A	H
													H
													H
	*	6985	114.79	-	-	105.32	35.74	10.44	36.71	117	257	P	V
	*	6985	103.58	-	-	94.11	35.74	10.44	36.71	117	257	A	V
		7133.8	83.34	-4.86	88.2	73.05	36.44	10.55	36.7	117	257	P	V
		7132.52	65.05	-3.15	68.2	54.77	36.43	10.55	36.7	117	257	A	V
												V	
												V	
Remark	1. No other spurious found. 2. All results are PASS against Peak and Average limit line.												