



# FCC RADIO TEST REPORT

**FCC ID** : UZ7TC78B1  
**Equipment** : Touch Computer  
**Brand Name** : Zebra  
**Model Name** : TC78B1  
**Applicant** : Zebra Technologies Corporation  
1 Zebra Plaza, Holtsville, NY 11742  
**Manufacturer** : Zebra Technologies Corporation  
1 Zebra Plaza, Holtsville, NY 11742  
**Standard** : FCC 47 CFR Part 2, 22(H), 24(E), 27(L)

The product was received on Jul. 15, 2022 and testing was performed from Aug. 23, 2022 to Sep. 29, 2022. We, Sporton International Inc. EMC & Wireless Communications Laboratory, would like to declare that the tested sample has been evaluated in accordance with the test procedures given in ANSI / TIA-603-E and has been in compliance with the applicable technical standards.

The test results in this report apply exclusively to the tested model / sample. Without written approval from Sporton International Inc. EMC & Wireless Communications Laboratory, the test report shall not be reproduced except in full.

*Louis Wu*

Approved by: Louis Wu

**Sporton International Inc. EMC & Wireless Communications Laboratory**

No. 52, Huaya 1st Rd., Guishan Dist., Taoyuan City 333, Taiwan (R.O.C.)



# Table of Contents

**History of this test report.....3**

**Summary of Test Result.....4**

**1 General Description .....5**

    1.1 Product Feature of Equipment Under Test .....5

    1.2 Product Specification of Equipment Under Test .....6

    1.3 Modification of EUT .....6

    1.4 Testing Location .....7

    1.5 Applicable Standards .....7

**2 Test Configuration of Equipment Under Test .....8**

    2.1 Test Mode.....8

    2.2 Connection Diagram of Test System .....9

    2.3 Support Unit used in test configuration .....9

    2.4 Measurement Results Explanation Example .....9

    2.5 Frequency List of Low/Middle/High Channels .....10

**3 Conducted Test Result .....11**

    3.1 Measuring Instruments.....11

    3.2 Conducted Output Power and ERP/EIRP .....12

    3.3 Peak-to-Average Ratio .....13

    3.4 99% Occupied Bandwidth and 26dB Bandwidth Measurement.....14

    3.5 Conducted Band Edge .....15

    3.6 Conducted Spurious Emission .....16

    3.7 Frequency Stability.....17

**4 Radiated Test Items .....18**

    4.1 Measuring Instruments.....18

    4.2 Test Setup .....18

    4.3 Test Result of Radiated Test.....19

    4.4 Field Strength of Spurious Radiation Measurement .....20

**5 List of Measuring Equipment.....21**

**6 Uncertainty of Evaluation .....23**

**Appendix A. Test Results of Conducted Test**

**Appendix B. Test Results of Radiated Test**

**Appendix C. Test Setup Photographs**



### History of this test report

Report No.	Version	Description	Issue Date
FG271545A	01	Initial issue of report	Oct. 21, 2022



### Summary of Test Result

Report Clause	Ref Std. Clause	Test Items	Result (PASS/FAIL)	Remark
3.2	§2.1046	Conducted Output Power	Pass	-
	§22.913 (a)(5)	Effective Radiated Power (GSM850) (WCDMA Band V)		
	§24.232 (c)	Equivalent Isotropic Radiated Power (GSM1900) (WCDMA Band II)		
	§27.50 (d)(4)	Equivalent Isotropic Radiated Power (WCDMA Band IV)		
3.3	§24.232 (d)	Peak-to-Average Ratio	Pass	
3.4	§2.1049 §22.917 (b) §24.238 (b) §27.53 (g)	Occupied Bandwidth (GSM850) (WCDMA Band V) (GSM1900) (WCDMA Band II) (WCDMA Band IV)	Pass	-
3.5	§2.1051 §22.917 (a) §24.238 (a) §27.53 (g)	Band Edge Measurement (GSM850) (WCDMA Band V) (GSM1900) (WCDMA Band II) (WCDMA Band IV)	Pass	-
3.6	§2.1051 §22.917 (a) §24.238 (a) §27.53 (g)	Conducted Emission (GSM850) (WCDMA Band V) (GSM1900) (WCDMA Band II) (WCDMA Band IV)	Pass	-
3.7	§2.1055 §22.355 §24.235 §27.54	Frequency Stability Temperature & Voltage	Pass	-
4.4	§2.1053 §22.917 (a) §24.238 (a) §27.53 (h)	Field Strength of Spurious Radiation (GSM850) (WCDMA Band V) (GSM1900) (WCDMA Band II) (WCDMA Band IV)	Pass	28.27 dB under the limit at 7400.000 MHz

**Declaration of Conformity:**

- The test results (PASS/FAIL) with all measurement uncertainty excluded are presented in accordance with the regulation limits or requirements declared by manufacturers. It's means measurement values may risk exceeding the limit of regulation standards, if measurement uncertainty is include in test results.
- The measurement uncertainty please refer to report "Uncertainty of Evaluation".

**Comments and Explanations:**

The product specifications of the EUT presented in the report are declared by the manufacturer who shall take full responsibility for the authenticity.

Reviewed by: Wei Chen

Report Producer: Rachel Hsieh



# 1 General Description

## 1.1 Product Feature of Equipment Under Test

Product Feature	
Equipment	Touch Computer
Brand Name	Zebra
Model Name	TC78B1
FCC ID	UZ7TC78B1
Sample 1	SE5500 + Premium config
Sample 2	SE4770 + Base config
Sample 3	SE5500 + Base config
EUT supports Radios application	GSM/EGPRS/WCDMA/HSPA/LTE/5G NR/NFC/GNSS WLAN 11a/b/g/n HT20/HT40 WLAN 11ac VHT20/VHT40/VHT80/VHT160 WLAN 11ax HE20/HE40/HE80/HE160 Bluetooth BR/EDR/LE
HW Version	EV2
SW Version	athena_A11_userdebug_GMS_RelKey_2022-07-14-1733 _product_SE
MFD	11JUN22
DUT Stage	Identical Prototype

Remark: The above EUT's information was declared by manufacturer.

Specification of Accessories				
Adapter	Brand Name	Zebra	Part Number	PWR-WUA5V12W0US
Battery 1X	Brand Name	Zebra	Part Number	BT-000442-0020
Battery 1.5X	Brand Name	Zebra	Part Number	BT-000442-0820
Wireless Battery	Brand Name	Zebra	Part Number	BT-000442-002A
USB TYPE A to TYPE C cable	Brand Name	Zebra	Part Number	CBL-TC5X-USBC2A-01
USB TYPE C to 3.5mm audio connector	Brand Name	Zebra	Part Number	ADP-USBC-35MM1-01
3.5mm Earphone	Brand Name	Zebra	Part Number	HDST-35MM-PTVP-01
USB TYPE C Earphone	Brand Name	Zebra	Part Number	HPST-USBC-PTT1-01
Trigger Handle	Brand Name	Zebra	Part Number	TRG-NGTC5-ELEC-01
Soft Holster	Brand Name	Zebra	Part Number	SG-NGTC5TC7-HLSTR-01
TC53/TC58 RUGGED BOOT	Brand Name	Zebra	Part Number	SG-NGTC5EXO1-01

## 1.2 Product Specification of Equipment Under Test

Product Specification is subject to this standard	
<b>Tx Frequency</b>	<b>GSM/GPRS/EDGE:</b> 850: 824.2 MHz ~ 848.8 MHz 1900: 1850.2 MHz ~ 1909.8 MHz <b>WCDMA:</b> Band V: 826.4 MHz ~ 846.6 MHz Band II: 1852.4 MHz ~ 1907.6 MHz Band IV: 1712.4 MHz ~ 1752.6 MHz
<b>Rx Frequency</b>	<b>GSM/GPRS/EDGE:</b> 850: 869.2 MHz ~ 893.8 MHz 1900: 1930.2 MHz ~ 1989.8 MHz <b>WCDMA:</b> Band V: 871.4 MHz ~ 891.6 MHz Band II: 1932.4 MHz ~ 1987.6 MHz Band IV: 2112.4 MHz ~ 2152.6 MHz
<b>Maximum Output Power to Antenna</b>	<b>GSM/GPRS/EDGE:</b> 850: 32.03 dBm 1900: 29.99 dBm <b>WCDMA:</b> Band V: 24.26 dBm Band II: 24.39 dBm Band IV: 25.19 dBm
<b>Antenna Type</b>	PIFA Antenna
<b>Antenna Gain</b>	Cellular Band: -3.03 dBi PCS Band: -0.87 dBi AWS Band: 1.94 dBi
<b>Type of Modulation</b>	GSM / GPRS: GMSK EDGE(MCS 0-4): GMSK / (MCS 5-9): 8PSK WCDMA: QPSK (Uplink) HSDPA: 64QAM (Downlink) HSUPA: QPSK (Uplink)

**Remark:** The above EUT's information was declared by manufacturer. Please refer to Comments and Explanations in report summary.

## 1.3 Modification of EUT

No modifications made to the EUT during the testing.



### 1.4 Testing Location

<b>Test Site</b>	Sporton International Inc. EMC & Wireless Communications Laboratory
<b>Test Site Location</b>	No.52, Huaya 1st Rd., Guishan Dist., Taoyuan City 333, Taiwan (R.O.C.) TEL: +886-3-327-3456 FAX: +886-3-328-4978
<b>Test Site No.</b>	<b>Sporton Site No.</b>
	TH03-HY
<b>Test Engineer</b>	Cotty Hsu
<b>Temperature (°C)</b>	24.5
<b>Relative Humidity (%)</b>	52.3

<b>Test Site</b>	Sporton International Inc. Wensan Laboratory
<b>Test Site Location</b>	No.58, Aly. 75, Ln. 564, Wenhua 3rd, Rd., Guishan Dist., Taoyuan City 333010, Taiwan (R.O.C.) TEL: +886-3-327-0868 FAX: +886-3-327-0855
<b>Test Site No.</b>	<b>Sporton Site No.</b>
	03CH12-HY (TAF Code: 3786)
<b>Test Engineer</b>	Jack Cheng, Wilson Wu and Tim Lee
<b>Temperature (°C)</b>	20~25
<b>Relative Humidity (%)</b>	50~60
<b>Remark</b>	The Radiated Spurious Emission test item subcontracted to Sporton International Inc. Wensan Laboratory.

**Note:** The test site complies with ANSI C63.4 2014 requirement.

FCC Designation No.: TW1190 and TW3786

### 1.5 Applicable Standards

According to the specifications declared by the manufacturer, the EUT must comply with the requirements of the following standards:

- ♦ ANSI C63.26-2015
- ♦ ANSI / TIA-603-E
- ♦ FCC 47 CFR Part 2, 22(H), 24(E), 27(L)
- ♦ FCC KDB 971168 D01 Power Meas. License Digital Systems v03r01
- ♦ FCC KDB 412172 D01 Determining ERP and EIRP v01r01
- ♦ FCC KDB 414788 D01 Radiated Test Site v01r01

**Remark:**

1. All the test items were validated and recorded in accordance with the standards without any modification during the testing.
2. This EUT has also been tested and complied with the requirements of FCC Part 15, Subpart B, recorded in a separate test report.
3. The TAF code is not including all the FCC KDB listed without accreditation.



## 2 Test Configuration of Equipment Under Test

### 2.1 Test Mode

Antenna port conducted and radiated test items were performed according to KDB 971168 D01 Power Meas. License Digital Systems v03r01 with maximum output power.

For radiated measurement, the measured emission level of the EUT was maximized by rotating the EUT on a turntable, adjusting the orientation of the EUT and EUT antenna in three orthogonal axis (X: flat, Y: portrait, Z: landscape), and adjusting the measurement antenna orientation, following C63.26 exploratory test procedures and only the worst case emissions were reported in this report..

Radiated emissions were investigated as following frequency range:

1. 30 MHz to 9000 MHz for GSM850 and WCDMA Band V
2. 30 MHz to 18000 MHz for WCDMA Band IV
3. 30 MHz to 19100 MHz for GSM1900 and WCDMA Band II

All modes, data rates and positions were investigated.

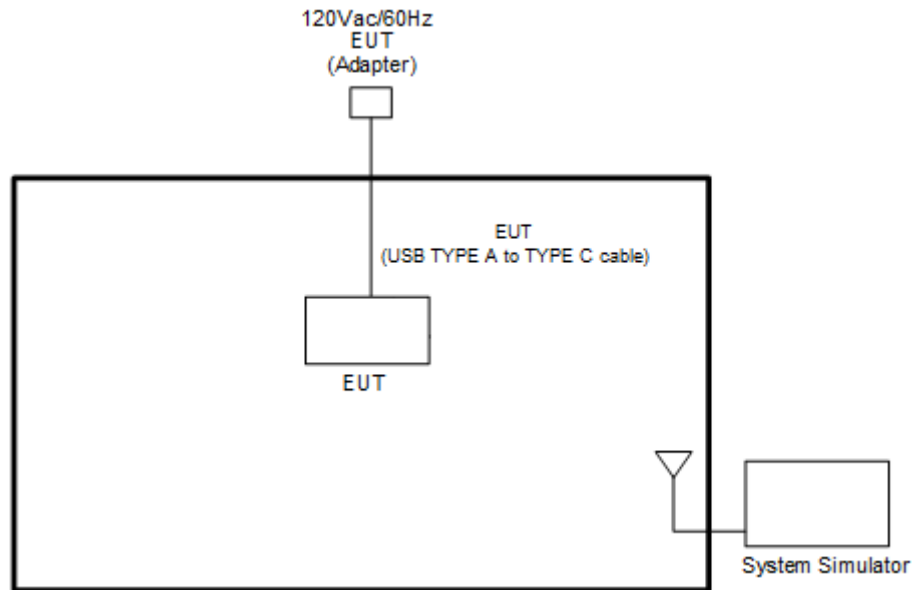
Test modes are chosen to be reported as the worst case configuration below:

Test Modes		
Band	Radiated TCs	Conducted TCs
<b>GSM850</b>	<ul style="list-style-type: none"> <li>■ GPRS Class 8 Link</li> <li>■ EDGE Class 8 Link</li> </ul>	<ul style="list-style-type: none"> <li>■ GPRS Class 8 Link</li> <li>■ EDGE Class 8 Link</li> </ul>
<b>GSM1900</b>	<ul style="list-style-type: none"> <li>■ GPRS Class 8 Link</li> <li>■ EDGE Class 10 Link</li> </ul>	<ul style="list-style-type: none"> <li>■ GPRS Class 8 Link</li> <li>■ EDGE Class 10 Link</li> </ul>
<b>WCDMA Band V</b>	<ul style="list-style-type: none"> <li>■ RMC 12.2Kbps Link</li> </ul>	<ul style="list-style-type: none"> <li>■ RMC 12.2Kbps Link</li> </ul>
<b>WCDMA Band II</b>	<ul style="list-style-type: none"> <li>■ RMC 12.2Kbps Link</li> </ul>	<ul style="list-style-type: none"> <li>■ RMC 12.2Kbps Link</li> </ul>
<b>WCDMA Band IV</b>	<ul style="list-style-type: none"> <li>■ RMC 12.2Kbps Link</li> </ul>	<ul style="list-style-type: none"> <li>■ RMC 12.2Kbps Link</li> </ul>

**Remark:** All the radiated test cases were performed with Battery 1X and Sample 1.



## 2.2 Connection Diagram of Test System



## 2.3 Support Unit used in test configuration

Item	Equipment	Brand Name	Model No.	FCC ID	Data Cable	Power Cord
1.	System Simulator	Anritsu	MT8821C	N/A	N/A	Unshielded, 1.8 m

## 2.4 Measurement Results Explanation Example

### For all conducted test items:

The offset level is set in the spectrum analyzer to compensate the RF cable loss and attenuator factor between RF conducted output port and spectrum analyzer. With the offset compensation, the spectrum analyzer reading level will be exactly the RF output level.

The spectrum analyzer offset is derived from RF cable loss and attenuator factor.

Offset = RF cable loss + attenuator factor.

The following shows an offset computation example with RF cable loss 4.2 dB and a 10 dB attenuator.

Example:

$$\begin{aligned} \text{Offset(dB)} &= \text{RF cable loss(dB)} + \text{attenuator factor(dB)}. \\ &= 4.2 + 10 = 14.2 \text{ (dB)} \end{aligned}$$



## 2.5 Frequency List of Low/Middle/High Channels

Frequency List				
Band	Channel/Frequency(MHz)	Lowest	Middle	Highest
GSM850	Channel	128	189	251
	Frequency	824.2	836.4	848.8
WCDMA Band V	Channel	4132	4182	4233
	Frequency	826.4	836.4	846.6
GSM1900	Channel	512	661	810
	Frequency	1850.2	1880.0	1909.8
WCDMA Band II	Channel	9262	9400	9538
	Frequency	1852.4	1880.0	1907.6
WCDMA Band IV	Channel	1312	1413	1513
	Frequency	1712.4	1732.6	1752.6

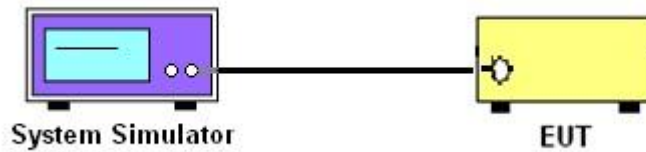
### 3 Conducted Test Result

#### 3.1 Measuring Instruments

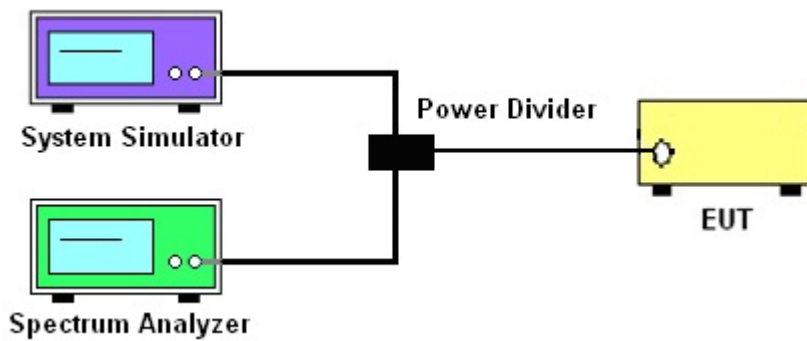
Please refer to the measuring equipment list in this test report.

##### 3.1.1 Test Setup

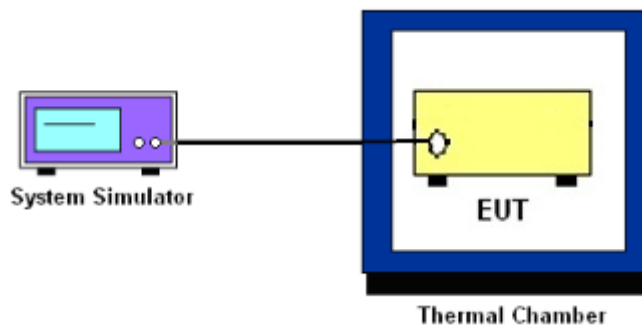
##### 3.1.2 Conducted Output Power



##### 3.1.3 Peak-to-Average Ratio, Occupied Bandwidth, Conducted Band-Edge and Conducted Spurious Emission



##### 3.1.4 Frequency Stability



##### 3.1.5 Test Result of Conducted Test

Please refer to Appendix A.



## 3.2 Conducted Output Power and ERP/EIRP

### 3.2.1 Description of the Conducted Output Power and ERP/EIRP

A system simulator was used to establish communication with the EUT. Its parameters were set to enforce EUT transmitting at the maximum power. The measured power in the radio frequency on the transmitter output terminals shall be reported.

The ERP of mobile transmitters must not exceed 7 Watts for GSM850 and WCDMA Band V

The EIRP of mobile transmitters must not exceed 2 Watts for GSM1900 and WCDMA Band II

The EIRP of mobile transmitters must not exceed 1 Watts for WCDMA Band IV

According to KDB 412172 D01 Power Approach,

$EIRP = P_T + G_T - L_C$ ,  $ERP = EIRP - 2.15$ , where

$P_T$  = transmitter output power in dBm

$G_T$  = gain of the transmitting antenna in dBi

$L_C$  = signal attenuation in the connecting cable between the transmitter and antenna in dB

### 3.2.2 Test Procedures

1. The transmitter output port is connected to the system simulator.
2. Set EUT at maximum power through system simulator.
3. Select the lowest, middle, and the highest channels for each band and different modulation.
4. Measure the maximum burst average power for GSM and maximum average power for other modulation signal.



### **3.3 Peak-to-Average Ratio**

#### **3.3.1 Description of the PAR Measurement**

The peak-to-average ratio (PAR) of the transmission may not exceed 13 dB.

#### **3.3.2 Test Procedures**

The testing follows ANSI C63.26-2015 Section 5.2.6

1. The EUT is connected to spectrum analyzer and system simulator via a power divider.
2. Set EUT to transmit at maximum output power.
3. When the duty cycle is less than 98%, then signal gating will be implemented on the spectrum analyzer by triggering from the system simulator.
4. Set the CCDF (Complementary Cumulative Distribution Function) option of the spectrum analyzer.
5. Record the maximum PAPR level associated with a probability of 0.1%.



### 3.4 99% Occupied Bandwidth and 26dB Bandwidth Measurement

#### 3.4.1 Description of 99% Occupied Bandwidth and 26dB Bandwidth Measurement

The occupied bandwidth is the width of a frequency band such that, below the lower and above the upper frequency limits, the mean powers emitted are each equal to a specified percentage 0.5% of the total mean transmitted power.

The 26 dB emission bandwidth is defined as the frequency range between two points, one above and one below the carrier frequency, at which the spectral density of the emission is attenuated 26 dB below the maximum in-band spectral density of the modulated signal. Spectral density (power per unit bandwidth) is to be measured with a detector of resolution bandwidth equal to approximately 1.0% of the emission bandwidth.

#### 3.4.2 Test Procedures

The testing follows ANSI C63.26-2015 Section 5.4.3 (26dB) and Section 5.4.4 (99OB)

1. The EUT is connected to spectrum analyzer and system simulator via a power divider.
2. The spectrum analyzer center frequency is set to the nominal EUT channel center frequency. The span range for the spectrum analyzer shall be between two and five times the anticipated OBW.
3. The nominal resolution bandwidth (RBW) shall be in the range of 1 to 5 % of the anticipated OBW, and the VBW shall be at least 3 times the RBW.
4. Set the detection mode to peak, and the trace mode to max hold.
5. Determine the reference value: Set the EUT to transmit a modulated signal. Allow the trace to stabilize. Set the spectrum analyzer marker to the highest level of the displayed trace.  
(This is the reference value)
6. Determine the “-26 dB down amplitude” as equal to (Reference Value – X).
7. Place two markers, one at the lowest and the other at the highest frequency of the envelope of the spectral display such that each marker is at or slightly below the “-X dB down amplitude” determined in step 6. If a marker is below this “-X dB down amplitude” value it shall be placed as close as possible to this value. The OBW is the positive frequency difference between the two markers.
8. Use the 99 % power bandwidth function of the spectrum analyzer and report the measured bandwidth.



## **3.5 Conducted Band Edge**

### **3.5.1 Description of Conducted Band Edge Measurement**

The power of any emission outside of the authorized operating frequency ranges must be lower than the transmitter power (P) by a factor of at least  $43 + 10 \log (P)$  dB.

### **3.5.2 Test Procedures**

The testing follows FCC KDB 971168 D01 v03r01 Section 6.1.

1. The EUT is connected to the spectrum analyzer and system simulator via a power divider.
2. The RF output of EUT is connected to the spectrum analyzer by an RF cable and attenuator. The path loss is compensated to the results for each measurement.
3. The band edges of low and high channels for the highest RF powers are measured.
4. The RF fundamental frequency shall be excluded against the limit line in the operating frequency band.
5. The limit line is derived from  $43 + 10\log(P)$  dB below the transmitter power P(Watts)



## **3.6 Conducted Spurious Emission**

### **3.6.1 Description of Conducted Spurious Emission Measurement**

The power of any emission outside of the authorized operating frequency ranges must be lower than the transmitter power (P) by a factor of at least  $43 + 10 \log (P)$  dB.

It is measured by means of a calibrated spectrum analyzer and scanned from 30 MHz up to a frequency including its 10<sup>th</sup> harmonic.

### **3.6.2 Test Procedures**

The testing follows FCC KDB 971168 D01 v03r01 Section 6.1.

1. The EUT is connected to the spectrum analyzer and system simulator via a power divider.
2. The RF output of EUT is connected to the spectrum analyzer by an RF cable and attenuator. The path loss is compensated to the results for each measurement.
3. The middle channel for the highest RF power within the transmitting frequency is measured.
4. The conducted spurious emission for the whole frequency range is taken.
5. The RF fundamental frequency shall be excluded against the limit line in the operating frequency band.
6. The limit line is derived from  $43 + 10\log(P)$  dB below the transmitter power P(Watts)





### 3.7 Frequency Stability

#### 3.7.1 Description of Frequency Stability Measurement

22.355

The frequency stability shall be measured by variation of ambient temperature and variation of primary supply voltage to ensure that the fundamental emission stays within the authorized frequency block. The frequency stability of the transmitter shall be maintained within  $\pm 0.00025\%$  ( $\pm 2.5\text{ppm}$ ) of the center frequency.

24.235 & 27.54

The frequency stability shall be sufficient to ensure that the fundamental emission stays within the authorized frequency block.

#### 3.7.2 Test Procedures for Temperature Variation

The testing follows FCC KDB 971168 D01 v03r01 Section 9.0.

1. The EUT is set up in the thermal chamber and connected with the system simulator.
2. With power OFF, the temperature is decreased to  $-30^{\circ}\text{C}$  and the EUT is stabilized before testing. Power is applied and the maximum change in frequency is recorded within one minute.
3. With power OFF, the temperature is raised in  $10^{\circ}\text{C}$  steps up to  $50^{\circ}\text{C}$ . The EUT is stabilized at each step for at least half an hour. Power is applied and the maximum frequency change is recorded within one minute.

#### 3.7.3 Test Procedures for Voltage Variation

The testing follows FCC KDB 971168 D01 v03r01 Section 9.0.

1. The EUT is placed in a temperature chamber at  $20\pm 5^{\circ}\text{C}$  and connected with the system simulator.
2. The power supply voltage to the EUT is varied from 85% to 115% of the nominal value measured at the input to the EUT.
3. The variation in frequency is measured for the worst case.

## 4 Radiated Test Items

### 4.1 Measuring Instruments

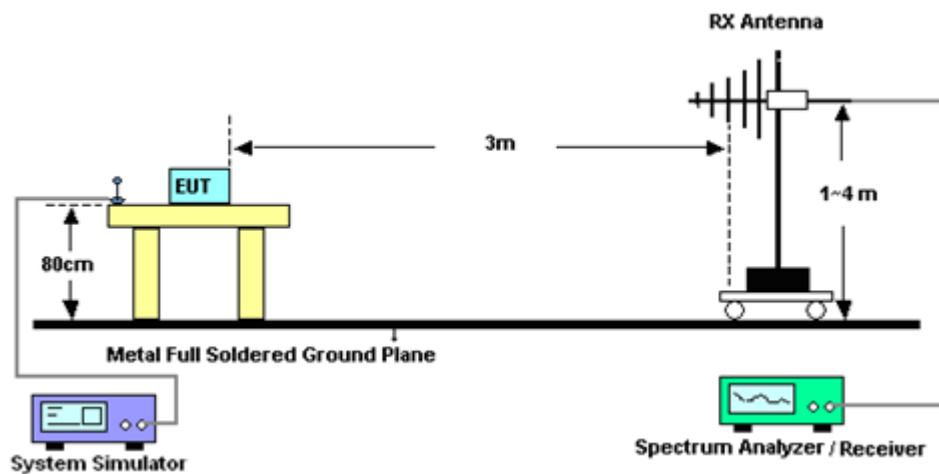
Please refer to the measuring equipment list in this test report.

### 4.2 Test Setup

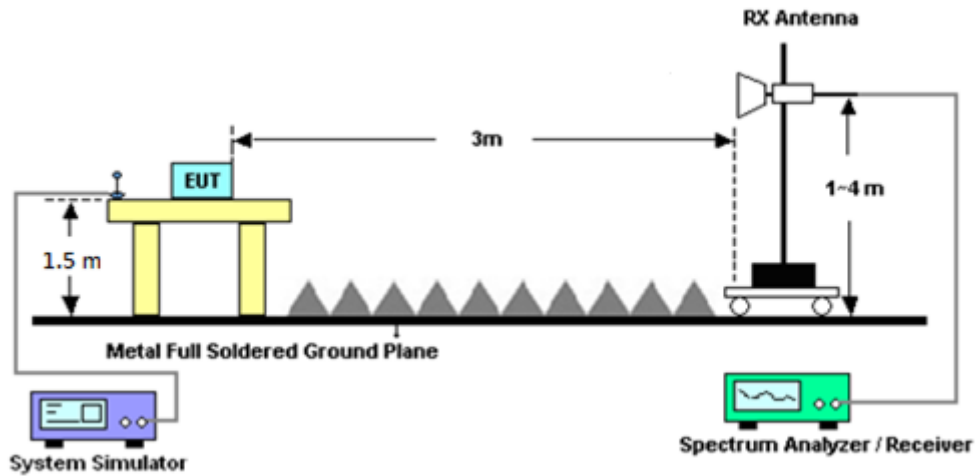
For radiated test below 30MHz



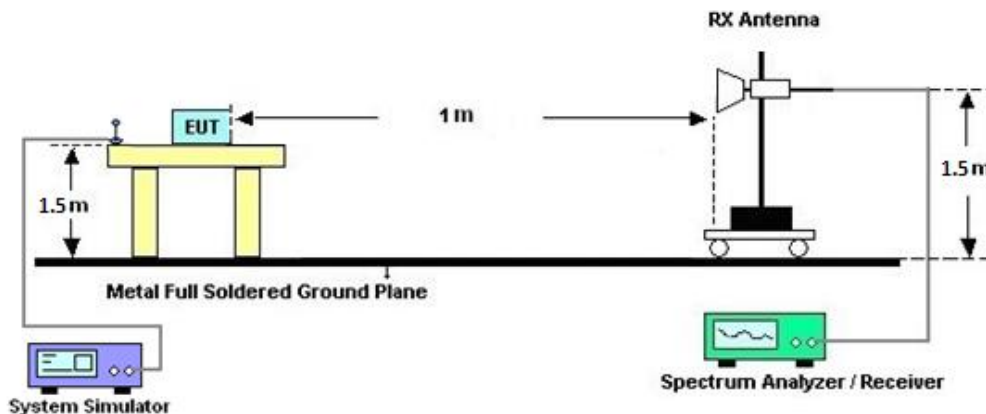
For radiated test from 30MHz to 1GHz



For radiated test from 1GHz to 18GHz



For radiated test above 18GHz



### 4.3 Test Result of Radiated Test

Please refer to Appendix B.

**Note:**

The low frequency, which starts from 9 kHz to 30 MHz, is pre-scanned and the result which is 20 dB lower than the limit line is not reported.

There is adequate comparison measurement of both open-field test site and alternative test site - semi-Anechoic chamber according to 414788 D01 Radiated Test Site v01r01, and the result came out very similar.



## 4.4 Field Strength of Spurious Radiation Measurement

### 4.4.1 Description of Field Strength of Spurious Radiated Measurement

The power of any emission outside of the authorized operating frequency ranges must be attenuated below the transmitter power (P) by a factor of at least  $43 + 10 \log (P)$  dB. The spectrum is scanned from 30 MHz up to a frequency including its 10th harmonic.

### 4.4.2 Test Procedures

The testing follows FCC KDB 971168 D01 v03r01 Section 7 and ANSI / TIA-603-E Section 2.2.12.

1. The EUT is placed on a rotatable wooden table 0.8 meters for frequency below 1 GHz and 1.5 meter for frequency above 1 GHz above the ground.
2. The EUT is set 3 meters away from the receiving antenna, which is mounted on the antenna tower.
3. The table is rotated 360 degrees to determine the position of the highest spurious emission.
4. The height of the receiving antenna is varied between one meter and four meters to search for the maximum spurious emission for both horizontal and vertical polarizations.
5. Make the measurement with the spectrum analyzer's RBW = 1 MHz, VBW = 3 MHz, taking record of maximum spurious emission.
6. A horn antenna is substituted in place of the EUT and is driven by a signal generator.
7. Tune the output power of signal generator to the same emission level with EUT maximum spurious emission.
8. Take the record of output power at antenna port.
9. Repeat step 7 to step 8 for another polarization.
10.  $EIRP \text{ (dBm)} = S.G. \text{ Power} - Tx \text{ Cable Loss} + Tx \text{ Antenna Gain}$
11.  $ERP \text{ (dBm)} = EIRP - 2.15$
12. The RF fundamental frequency shall be excluded against the limit line in the operating frequency band.
13. The limit line is derived from  $43 + 10\log(P)$  dB below the transmitter power P(Watts)



## 5 List of Measuring Equipment

Instrument	Brand Name	Model No.	Serial No.	Characteristics	Calibration Date	Test Date	Due Date	Remark
Loop Antenna	Rohde & Schwarz	HFH2-Z2	100488	9 kHz~30 MHz	May 13, 2022	Sep. 24, 2022~ Sep. 29, 2022	May 12, 2023	Radiation (03CH12-HY)
Horn Antenna	SCHWARZBE CK	BBHA 9120 D	9120D-1328	1GHz~18GHz	Dec. 03, 2021	Sep. 24, 2022~ Sep. 29, 2022	Dec. 02, 2022	Radiation (03CH12-HY)
Bilog Antenna	TESEQ	CBL 6111D & 00800N1D01N-06	40103 & 07	30MHz~1GHz	Apr. 24, 2022	Sep. 24, 2022~ Sep. 29, 2022	Apr. 23, 2023	Radiation (03CH12-HY)
Bilog Antenna	TESEQ	CBL 6111D & N-6-06	35414 & AT-N0602	30MHz~1GHz	Oct. 09, 2021	Sep. 24, 2022~ Sep. 29, 2022	Oct. 08, 2022	Radiation (03CH12-HY)
Horn Antenna	SCHWARZBE CK	BBHA 9120 D	9120D-1212	1GHz~18GHz	Mar. 10, 2022	Sep. 24, 2022~ Sep. 29, 2022	Mar. 09, 2023	Radiation (03CH12-HY)
SHF-EHF Horn Antenna	SCHWARZBE CK	BBHA 9170	BBHA917025 1	18GHz~40GHz	Nov. 30, 2021	Sep. 24, 2022~ Sep. 29, 2022	Nov. 29, 2022	Radiation (03CH12-HY)
SHF-EHF Horn Antenna	SCHWARZBE CK	BBHA 9170	BBHA917057 6	18GHz~40GHz	May 14, 2022	Sep. 24, 2022~ Sep. 29, 2022	May 13, 2023	Radiation (03CH12-HY)
Preamplifier	COM-POWER	PA-103	161075	10MHz~1GHz	Mar. 23, 2022	Sep. 24, 2022~ Sep. 29, 2022	Mar. 22, 2023	Radiation (03CH12-HY)
Preamplifier	Aglient	8449B	3008A02375	1GHz~26.5GHz	May 24, 2022	Sep. 24, 2022~ Sep. 29, 2022	May 23, 2023	Radiation (03CH12-HY)
Preamplifier	E-INSTRUME NT TECH LTD.	ERA-100M-18G-5 6-01-A70	EC1900249	1GHz-18GHz	Dec. 22, 2021	Sep. 24, 2022~ Sep. 29, 2022	Dec. 21, 2022	Radiation (03CH12-HY)
Preamplifier	E-INSTRUME NT TECH LTD.	ERA-100M-18G-5 6-01-A70	EC1900269	1GHz-18GHz	Dec. 27, 2021	Sep. 24, 2022~ Sep. 29, 2022	Dec. 26, 2022	Radiation (03CH12-HY)
Preamplifier	EMEC	EM18G40G	060715	18GHz~40GHz	Dec. 24, 2021	Sep. 24, 2022~ Sep. 29, 2022	Dec. 23, 2022	Radiation (03CH12-HY)
Spectrum Analyzer	Keysight	N9010A	MY53470118	10Hz~44GHz	Jan. 12, 2022	Sep. 24, 2022~ Sep. 29, 2022	Jan. 11, 2023	Radiation (03CH12-HY)
RF Cable	HUBER + SUHNER	SUCOFLEX 104	MY9837/4PE	9kHz~30MHz	Mar. 10, 2022	Sep. 24, 2022~ Sep. 29, 2022	Mar. 09, 2023	Radiation (03CH12-HY)
RF Cable	HUBER + SUHNER	SUCOFLEX 126E	0058/126E	30MHz~18GHz	Dec. 10, 2021	Sep. 24, 2022~ Sep. 29, 2022	Dec. 09, 2022	Radiation (03CH12-HY)
RF Cable	HUBER + SUHNER	SUCOFLEX 102	505134/2	30MHz~40GHz	Feb. 21, 2022	Sep. 24, 2022~ Sep. 29, 2022	Feb. 20, 2023	Radiation (03CH12-HY)
RF Cable	HUBER + SUHNER	SUCOFLEX 102	803953/2	30MHz~40GHz	Mar. 08, 2022	Sep. 24, 2022~ Sep. 29, 2022	Mar. 07, 2023	Radiation (03CH12-HY)



Instrument	Brand Name	Model No.	Serial No.	Characteristics	Calibration Date	Test Date	Due Date	Remark
Filter	Wainwright	WHKX12-1080-1200-15000-60SS	SN1	1.2GHz High Pass Filter	Mar. 15, 2022	Sep. 24, 2022~ Sep. 29, 2022	Mar. 14, 2023	Radiation (03CH12-HY)
Filter	Wainwright	WHKX12-2700-3000-18000-60ST	SN2	3GHz High Pass Filter	Jul. 11, 2022	Sep. 24, 2022~ Sep. 29, 2022	Jul. 10, 2023	Radiation (03CH12-HY)
Filter	Wainwright	WHKX8-5872.5-6750-18000-40ST	SN2	6.75GHz High Pass Filter	Mar. 15, 2022	Sep. 24, 2022~ Sep. 29, 2022	Mar. 14, 2023	Radiation (03CH12-HY)
Hygrometer	TECPEL	DTM-303B	TP140325	N/A	Nov. 26, 2021	Sep. 24, 2022~ Sep. 29, 2022	Nov. 25, 2022	Radiation (03CH12-HY)
Controller	EMEC	EM1000	N/A	Control Turn table & Ant Mast	N/A	Sep. 24, 2022~ Sep. 29, 2022	N/A	Radiation (03CH12-HY)
Antenna Mast	EMEC	AM-BS-4500-B	N/A	1m~4m	N/A	Sep. 24, 2022~ Sep. 29, 2022	N/A	Radiation (03CH12-HY)
Turn Table	EMEC	TT2000	N/A	0~360 Degree	N/A	Sep. 24, 2022~ Sep. 29, 2022	N/A	Radiation (03CH12-HY)
Software	Audix	E3 6.2009-8-24	RK-000989	N/A	N/A	Sep. 24, 2022~ Sep. 29, 2022	N/A	Radiation (03CH12-HY)
Hygrometer	TECPEL	DTM-303B	TP210073	N/A	Nov. 16, 2021	Aug. 23, 2022	Nov. 15, 2022	Conducted (TH03-HY)
Spectrum Analyzer	Rohde & Schwarz	FSP30	101329	9kHz~30GHz	Sep. 30, 2021	Aug. 23, 2022	Sep. 29, 2022	Conducted (TH03-HY)
Temperature & Humidity Cabinet Chamber	ESPEC	LHU-113	1012005860	-20°C~85°C	Dec. 09, 2021	Aug. 23, 2022	Dec. 08, 2022	Conducted (TH03-HY)
Programmable Power Supply	GW Instek	PSS-2005	EL890001	1V~20V 0.5A~4A	Oct. 06, 2021	Aug. 23, 2022	Oct. 05, 2022	Conducted (TH03-HY)
Base Station(Measur e)	Rohde & Schwarz	CMU200	117997	GSM / GPRS / WCDMA / CDMA	Sep. 19, 2021	Aug. 23, 2022	Sep. 18, 2022	Conducted (TH03-HY)
Power Divider	Warison	WCOU-0.4-26.5S-20	#A	N/A	Nov. 01, 2021	Aug. 23, 2022	Oct. 31, 2022	Conducted (TH03-HY)



## 6 Uncertainty of Evaluation

### Uncertainty of Radiated Emission Measurement (30 MHz ~ 1000 MHz)

Measuring Uncertainty for a Level of Confidence of 95% ( $U = 2Uc(y)$ )	3.31 dB
---	---------

### Uncertainty of Radiated Emission Measurement (1 GHz ~ 18 GHz)

Measuring Uncertainty for a Level of Confidence of 95% ( $U = 2Uc(y)$ )	3.25 dB
---	---------

### Uncertainty of Radiated Emission Measurement (18 GHz ~ 40 GHz)

Measuring Uncertainty for a Level of Confidence of 95% ( $U = 2Uc(y)$ )	3.81 dB
---	---------



### Appendix A. Test Results of Conducted Test

#### Conducted Output Power(Average power) & ERP / EIRP

GSM850 Maximum Average Power [dBm] (GT - LC = -3.03 dB)					
Channel	128	189	251	ERP (dBm)	ERP (W)
Frequency	824.2	836.4	848.8		
GSM	31.70	31.85	32.01	26.85	0.4842
GPRS class 8	31.73	31.88	<b>32.03</b>		
GPRS class 10	31.60	31.73	31.87		
GPRS class 11	30.40	30.45	30.40		
GPRS class 12	28.94	28.95	28.61		
EGPRS class 8	<b>26.73</b>	26.37	26.43	21.55	0.1429
EGPRS class 10	25.94	25.95	25.97		
EGPRS class 11	24.89	24.89	24.91		
EGPRS class 12	24.25	24.22	24.24		
Limit	ERP < 7W			Result	Pass

GSM1900 Maximum Average Power [dBm] (GT - LC = -0.87 dB)					
Channel	512	661	810	EIRP (dBm)	EIRP (W)
Frequency	1850.2	1880	1909.8		
GSM	29.35	29.62	29.97	29.12	0.8166
GPRS class 8	29.38	29.64	<b>29.99</b>		
GPRS class 10	28.40	28.21	28.60		
GPRS class 11	26.50	26.75	26.61		
GPRS class 12	25.60	26.01	26.00		
EGPRS class 8	25.23	25.17	25.19	24.39	0.2748
EGPRS class 10	24.46	<b>25.26</b>	24.59		
EGPRS class 11	23.00	23.84	23.12		
EGPRS class 12	22.56	23.07	22.61		
Limit	EIRP < 2W			Result	Pass





WCDMA Band V Maximum Average Power [dBm] (GT - LC = -3.03 dB)							
Channel	4132	4182	4233	ERP (dBm)	ERP (W)		
Frequency	826.4	836.4	846.6				
RMC 12.2K	24.18	24.26	24.25	19.08	0.0809		
HSDPA Subtest-1	23.12	23.14	23.13				
HSDPA Subtest-2	23.12	23.19	23.10				
HSDPA Subtest-3	22.64	22.68	22.69				
HSDPA Subtest-4	22.63	22.60	22.60				
HSUPA Subtest-1	23.15	23.15	23.18				
HSUPA Subtest-2	21.25	21.31	21.24				
HSUPA Subtest-3	22.09	22.12	22.09				
HSUPA Subtest-4	21.18	21.20	21.18				
HSUPA Subtest-5	23.11	23.13	23.13				
Limit	ERP < 7W					Result	Pass

WCDMA Band II Maximum Average Power [dBm] (GT - LC = -0.87 dB)							
Channel	9262	9400	9538	EIRP (dBm)	EIRP (W)		
Frequency	1852.4	1880	1907.6				
RMC 12.2K	24.38	24.39	24.32	23.52	0.2249		
HSDPA Subtest-1	23.33	23.28	23.30				
HSDPA Subtest-2	23.29	23.32	23.27				
HSDPA Subtest-3	22.82	22.78	22.74				
HSDPA Subtest-4	22.76	22.78	22.70				
HSUPA Subtest-1	23.28	23.28	23.31				
HSUPA Subtest-2	21.48	21.43	21.43				
HSUPA Subtest-3	22.27	22.24	22.26				
HSUPA Subtest-4	21.36	21.36	21.31				
HSUPA Subtest-5	23.21	23.21	23.24				
Limit	EIRP < 2W					Result	Pass

WCDMA Band IV Maximum Average Power [dBm] (GT - LC = 1.94 dB)							
Channel	1312	1413	1513	EIRP (dBm)	EIRP (W)		
Frequency	1712.4	1732.6	1752.6				
RMC 12.2K	25.13	25.19	25.13	27.13	0.5164		
HSDPA Subtest-1	24.15	24.07	24.13				
HSDPA Subtest-2	24.10	24.06	24.14				
HSDPA Subtest-3	23.54	23.56	23.62				
HSDPA Subtest-4	23.56	23.52	23.52				
HSUPA Subtest-1	24.09	24.05	24.04				
HSUPA Subtest-2	21.13	21.24	21.20				
HSUPA Subtest-3	22.98	22.99	23.00				
HSUPA Subtest-4	22.18	22.19	22.11				
HSUPA Subtest-5	24.01	24.04	24.01				
Limit	EIRP < 1W					Result	Pass



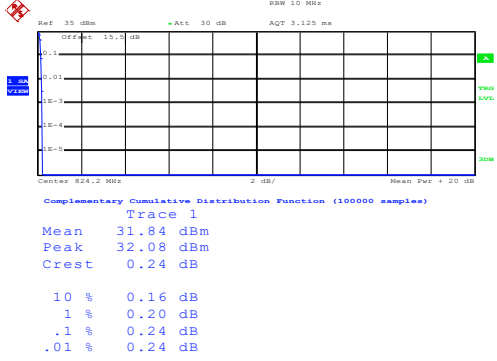
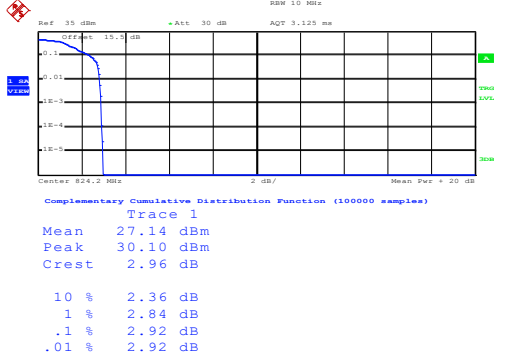
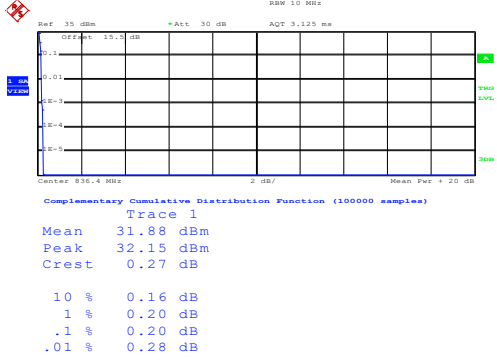
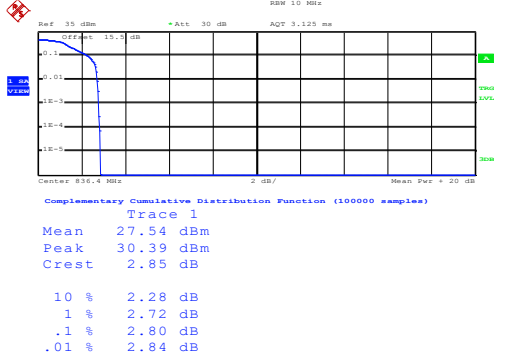
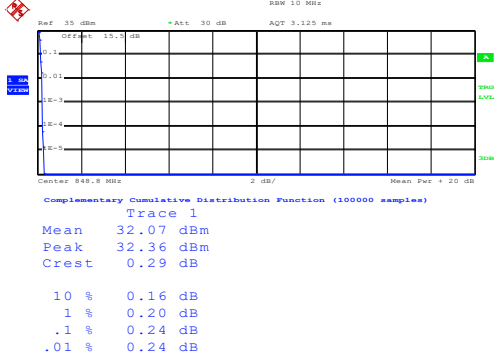
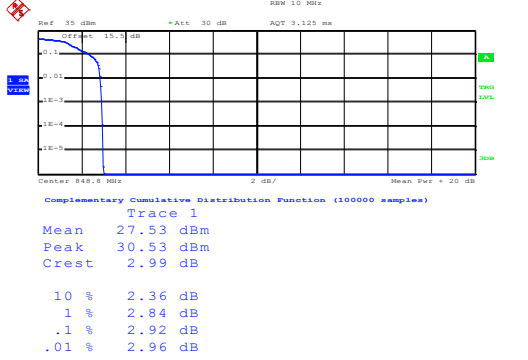
## A2. GSM

### Peak-to-Average Ratio

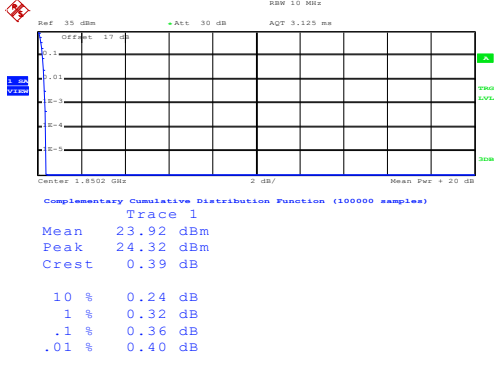
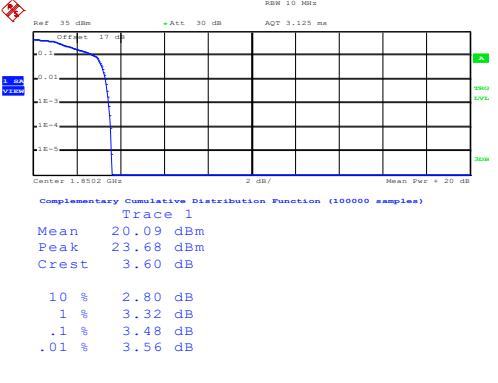
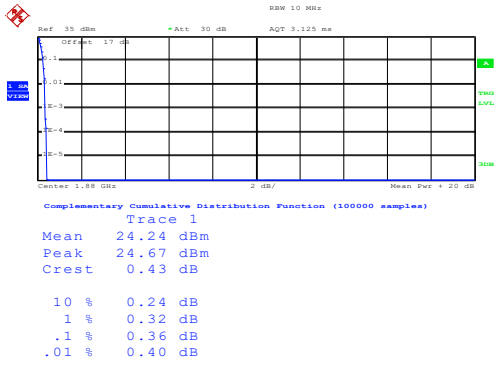
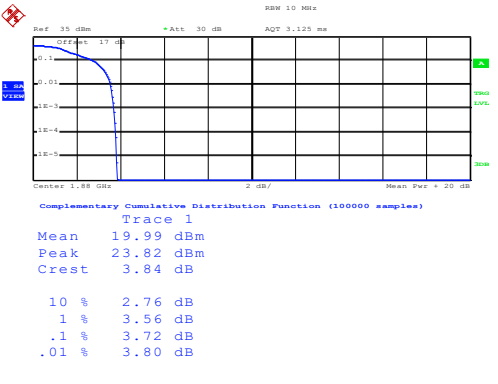
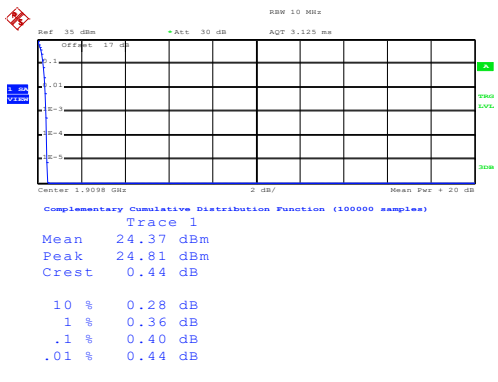
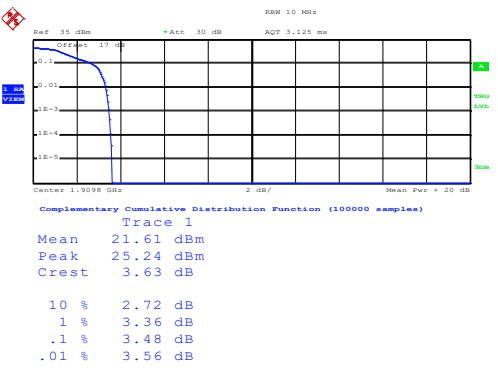
Mode	GSM850		Limit: 13dB
Mod.	GPRS class 8	EDGE class 8	Result
Lowest CH	0.24	2.92	PASS
Middle CH	0.20	2.80	
Highest CH	0.24	2.92	

Mode	GSM1900		Limit: 13dB
Mod.	GPRS class 8	EDGE class 8	Result
Lowest CH	0.36	3.48	PASS
Middle CH	0.36	3.72	
Highest CH	0.40	3.48	



GSM850 (GPRS class 8)	GSM850 (EDGE class 8)
<p style="text-align: center;"><b>Lowest Channel</b></p>  <p style="text-align: center;">Date: 17.AUG.2022 17:17:20</p>	<p style="text-align: center;"><b>Lowest Channel</b></p>  <p style="text-align: center;">Date: 18.AUG.2022 10:09:36</p>
<p style="text-align: center;"><b>Middle Channel</b></p>  <p style="text-align: center;">Date: 17.AUG.2022 17:17:43</p>	<p style="text-align: center;"><b>Middle Channel</b></p>  <p style="text-align: center;">Date: 18.AUG.2022 10:10:09</p>
<p style="text-align: center;"><b>Highest Channel</b></p>  <p style="text-align: center;">Date: 17.AUG.2022 17:18:06</p>	<p style="text-align: center;"><b>Highest Channel</b></p>  <p style="text-align: center;">Date: 18.AUG.2022 10:10:35</p>



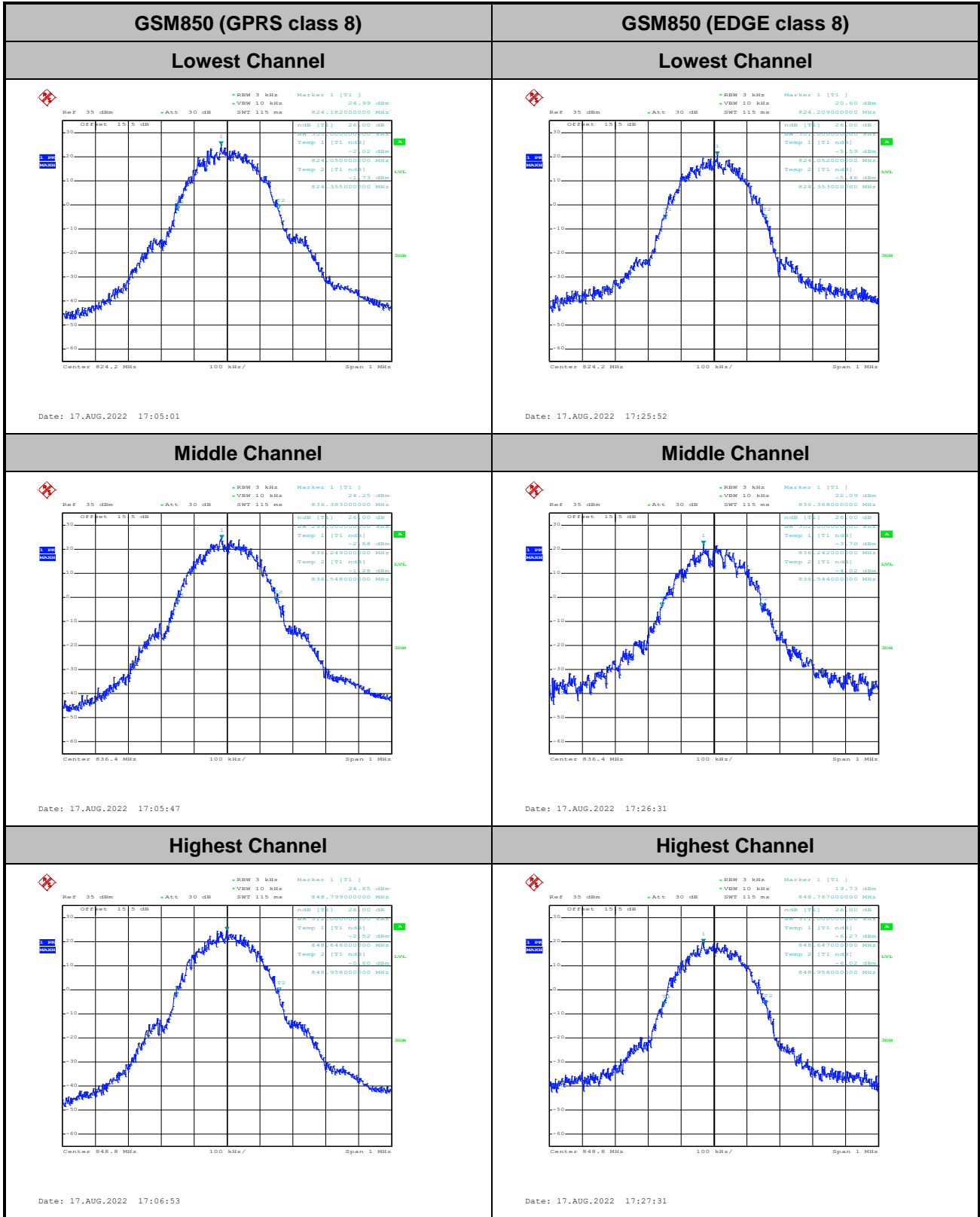
GSM1900 (GPRS class 8)	GSM1900 (EDGE class 8)
<p style="text-align: center;"><b>Lowest Channel</b></p>  <p>Center 1.8502 GHz      2 dB/      Mean Pwr + 20 dB</p> <p>Complementary Cumulative Distribution Function (100000 samples)</p> <p>Trace 1</p> <p>Mean 23.92 dBm Peak 24.32 dBm Crest 0.39 dB</p> <p>10 % 0.24 dB 1 % 0.32 dB .1 % 0.36 dB .01 % 0.40 dB</p> <p>Date: 18.AUG.2022 09:32:16</p>	<p style="text-align: center;"><b>Lowest Channel</b></p>  <p>Center 1.8502 GHz      2 dB/      Mean Pwr + 20 dB</p> <p>Complementary Cumulative Distribution Function (100000 samples)</p> <p>Trace 1</p> <p>Mean 20.09 dBm Peak 23.68 dBm Crest 3.60 dB</p> <p>10 % 2.80 dB 1 % 3.32 dB .1 % 3.48 dB .01 % 3.56 dB</p> <p>Date: 18.AUG.2022 10:05:06</p>
<p style="text-align: center;"><b>Middle Channel</b></p>  <p>Center 1.88 GHz      2 dB/      Mean Pwr + 20 dB</p> <p>Complementary Cumulative Distribution Function (100000 samples)</p> <p>Trace 1</p> <p>Mean 24.24 dBm Peak 24.67 dBm Crest 0.43 dB</p> <p>10 % 0.24 dB 1 % 0.32 dB .1 % 0.36 dB .01 % 0.40 dB</p> <p>Date: 18.AUG.2022 09:32:38</p>	<p style="text-align: center;"><b>Middle Channel</b></p>  <p>Center 1.88 GHz      2 dB/      Mean Pwr + 20 dB</p> <p>Complementary Cumulative Distribution Function (100000 samples)</p> <p>Trace 1</p> <p>Mean 19.99 dBm Peak 23.82 dBm Crest 3.84 dB</p> <p>10 % 2.76 dB 1 % 3.56 dB .1 % 3.72 dB .01 % 3.80 dB</p> <p>Date: 18.AUG.2022 10:05:28</p>
<p style="text-align: center;"><b>Highest Channel</b></p>  <p>Center 1.9098 GHz      2 dB/      Mean Pwr + 20 dB</p> <p>Complementary Cumulative Distribution Function (100000 samples)</p> <p>Trace 1</p> <p>Mean 24.37 dBm Peak 24.81 dBm Crest 0.44 dB</p> <p>10 % 0.28 dB 1 % 0.36 dB .1 % 0.40 dB .01 % 0.44 dB</p> <p>Date: 18.AUG.2022 09:33:09</p>	<p style="text-align: center;"><b>Highest Channel</b></p>  <p>Center 1.9098 GHz      2 dB/      Mean Pwr + 20 dB</p> <p>Complementary Cumulative Distribution Function (100000 samples)</p> <p>Trace 1</p> <p>Mean 21.61 dBm Peak 25.24 dBm Crest 3.63 dB</p> <p>10 % 2.72 dB 1 % 3.36 dB .1 % 3.48 dB .01 % 3.56 dB</p> <p>Date: 18.AUG.2022 10:05:56</p>

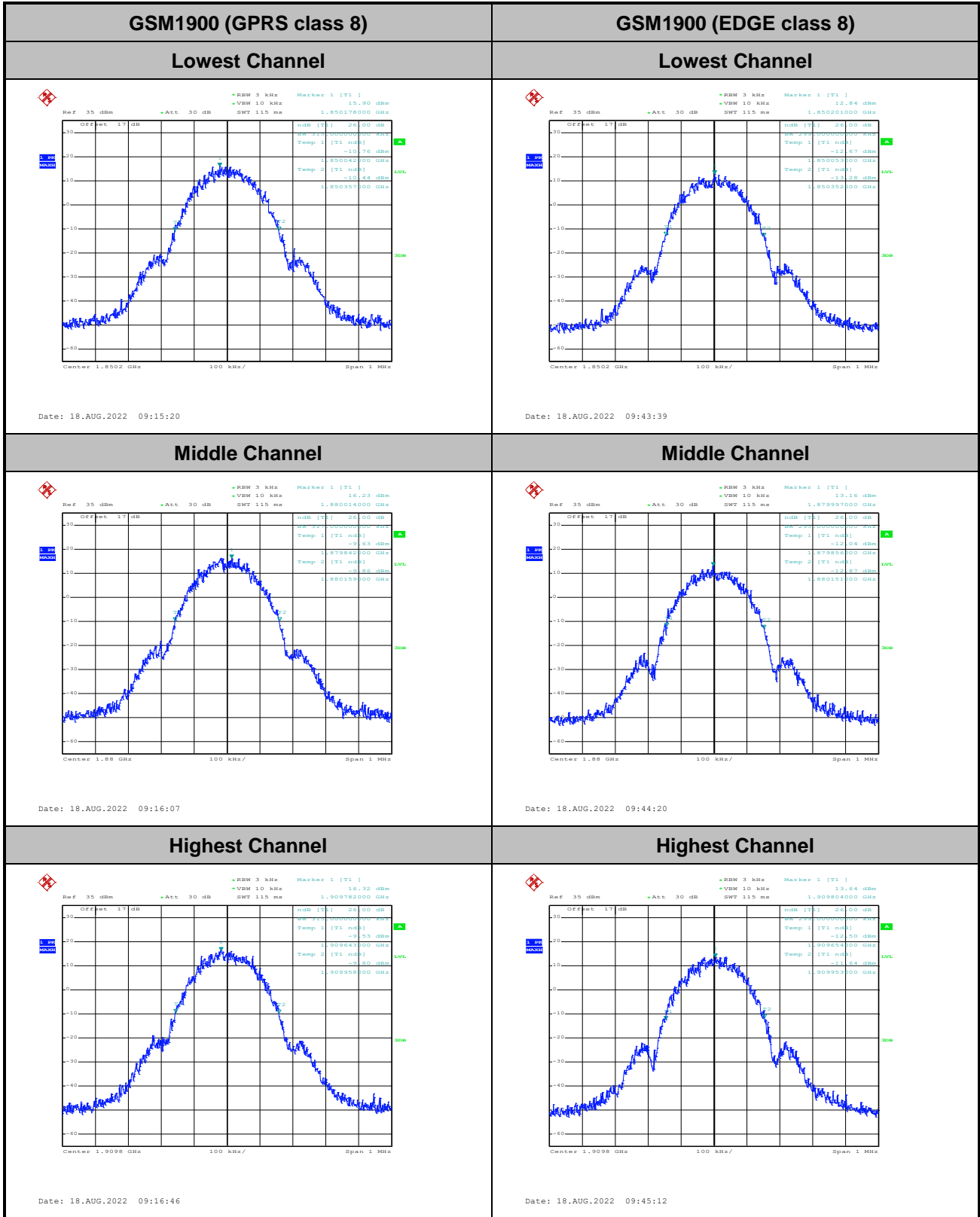


**26dB Bandwidth**

Mode	GSM850: 26dB BW(MHz)	
Mod.	GPRS class 8	EDGE class 8
Lowest CH	0.305	0.301
Middle CH	0.299	0.302
Highest CH	0.312	0.311

Mode	GSM1900: 26dB BW(MHz)	
Mod.	GPRS class 8	EDGE class 8
Lowest CH	0.315	0.299
Middle CH	0.317	0.295
Highest CH	0.315	0.299





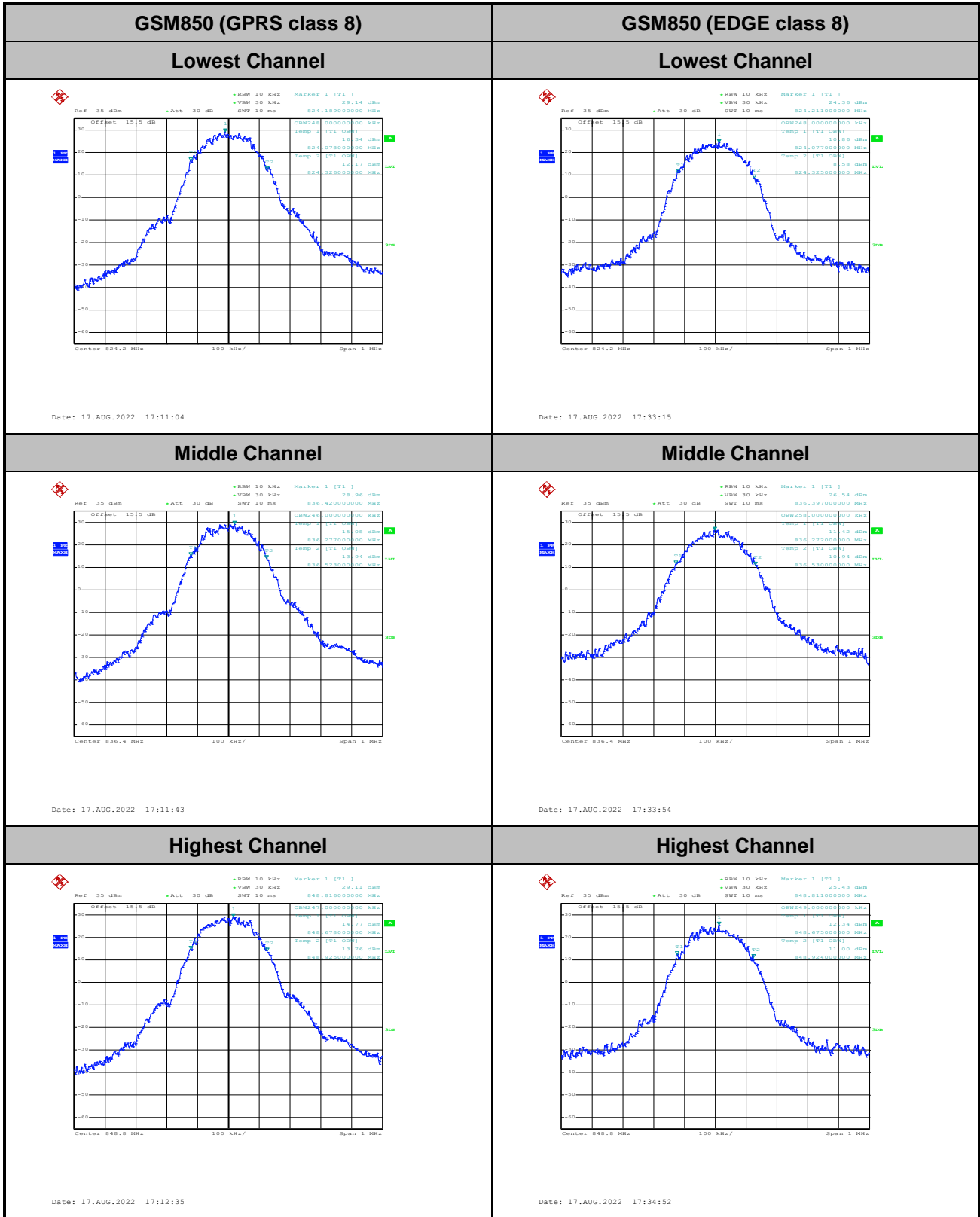


**Occupied Bandwidth**

Mode	GSM850: 99% OBW (MHz)	
Mod.	GPRS class 8	EDGE class 8
Lowest CH	0.248	0.248
Middle CH	0.246	0.258
Highest CH	0.247	0.249

Mode	GSM1900: 99% OBW (MHz)	
Mod.	GPRS class 8	EDGE class 8
Lowest CH	0.244	0.244
Middle CH	0.242	0.246
Highest CH	0.241	0.246



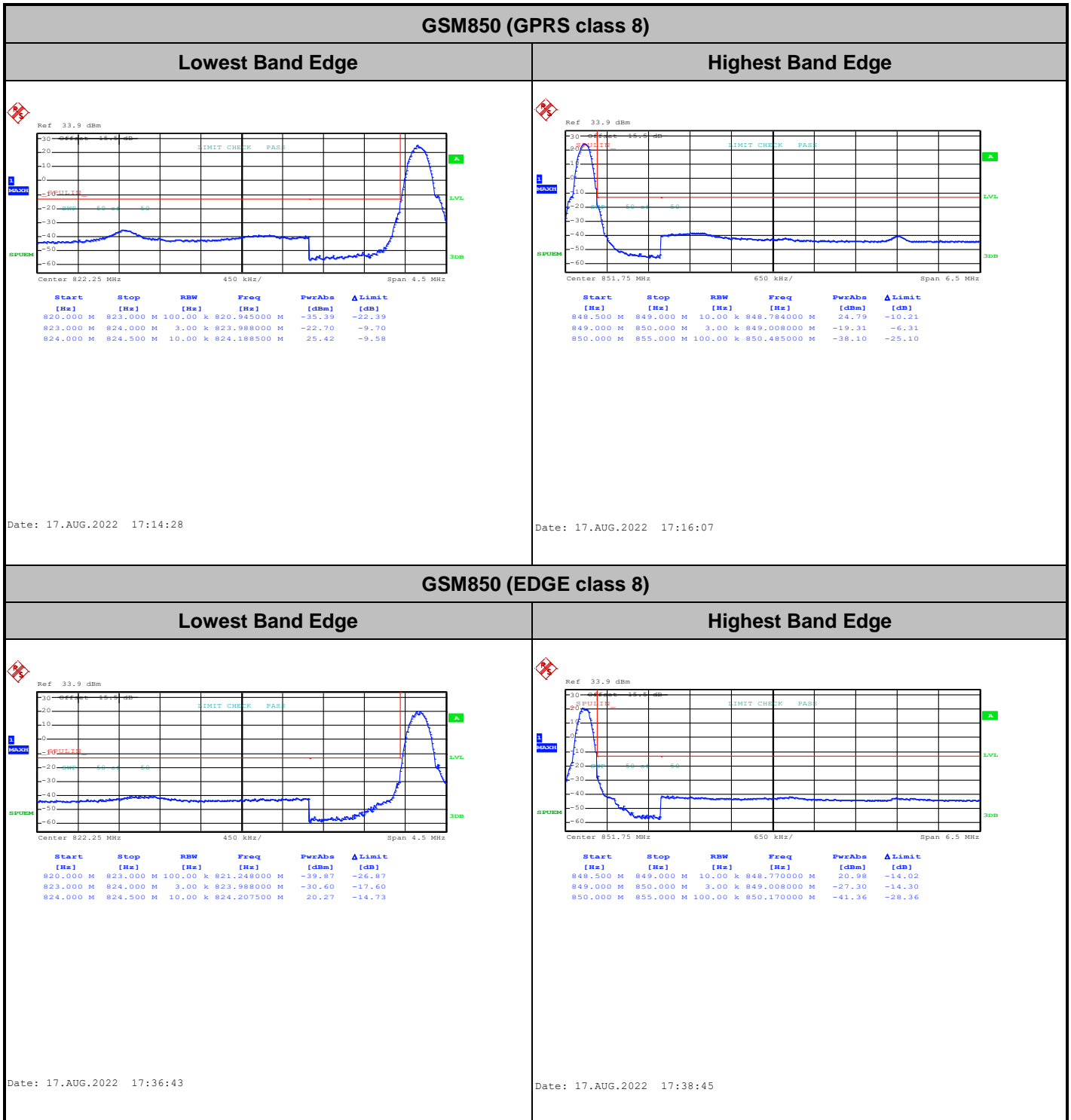




GSM1900 (GPRS class 8)	GSM1900 (EDGE class 8)
Lowest Channel	Lowest Channel
<p>Ref 35 dBm Att 30 dB RSW 10 kHz VSW 30 kHz SWT 10 ms Marker 1 [T1] 23.23 dBm 1.850204000 GHz</p> <p>OSW24 000000000 kHz Temp 1 [T1] 23.23 dBm OSW25 000000000 kHz Temp 2 [T2] 23.23 dBm</p> <p>Center 1.8502 GHz 100 kHz/ Span 1 MHz</p> <p>Date: 18.AUG.2022 09:23:09</p>	<p>Ref 35 dBm Att 30 dB RSW 10 kHz VSW 30 kHz SWT 10 ms Marker 1 [T1] 17.48 dBm 1.850238000 GHz</p> <p>OSW24 000000000 kHz Temp 1 [T1] 17.48 dBm OSW25 000000000 kHz Temp 2 [T2] 17.48 dBm</p> <p>Center 1.8502 GHz 100 kHz/ Span 1 MHz</p> <p>Date: 18.AUG.2022 09:56:26</p>
Middle Channel	Middle Channel
<p>Ref 35 dBm Att 30 dB RSW 10 kHz VSW 30 kHz SWT 10 ms Marker 1 [T1] 22.07 dBm 1.880010000 GHz</p> <p>OSW24 000000000 kHz Temp 1 [T1] 22.07 dBm OSW25 000000000 kHz Temp 2 [T2] 22.07 dBm</p> <p>Center 1.88 GHz 100 kHz/ Span 1 MHz</p> <p>Date: 18.AUG.2022 09:23:49</p>	<p>Ref 35 dBm Att 30 dB RSW 10 kHz VSW 30 kHz SWT 10 ms Marker 1 [T1] 17.55 dBm 1.880016000 GHz</p> <p>OSW24 000000000 kHz Temp 1 [T1] 17.55 dBm OSW25 000000000 kHz Temp 2 [T2] 17.55 dBm</p> <p>Center 1.88 GHz 100 kHz/ Span 1 MHz</p> <p>Date: 18.AUG.2022 09:57:12</p>
Highest Channel	Highest Channel
<p>Ref 35 dBm Att 30 dB RSW 10 kHz VSW 30 kHz SWT 10 ms Marker 1 [T1] 22.14 dBm 1.909827000 GHz</p> <p>OSW24 000000000 kHz Temp 1 [T1] 22.14 dBm OSW25 000000000 kHz Temp 2 [T2] 22.14 dBm</p> <p>Center 1.9098 GHz 100 kHz/ Span 1 MHz</p> <p>Date: 18.AUG.2022 09:24:42</p>	<p>Ref 35 dBm Att 30 dB RSW 10 kHz VSW 30 kHz SWT 10 ms Marker 1 [T1] 19.06 dBm 1.909813000 GHz</p> <p>OSW24 000000000 kHz Temp 1 [T1] 19.06 dBm OSW25 000000000 kHz Temp 2 [T2] 19.06 dBm</p> <p>Center 1.9098 GHz 100 kHz/ Span 1 MHz</p> <p>Date: 18.AUG.2022 09:57:51</p>



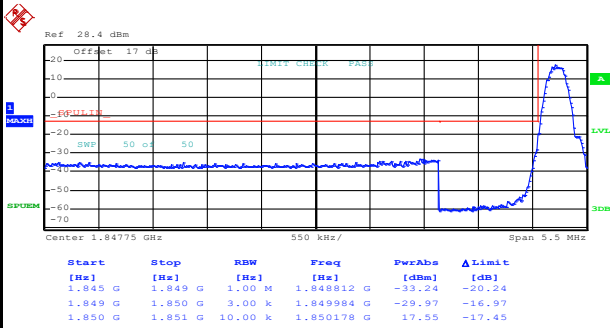
# Conducted Band Edge





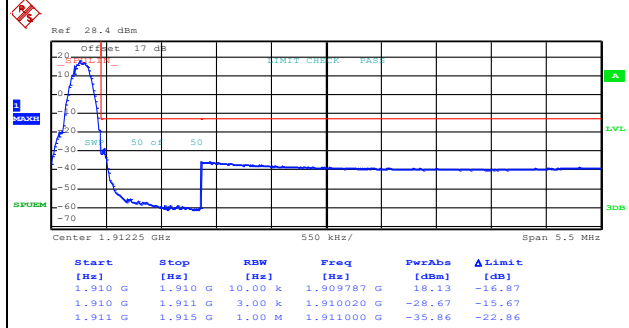
GSM1900 (GPRS class 8)

Lowest Band Edge



Date: 18.AUG.2022 09:26:37

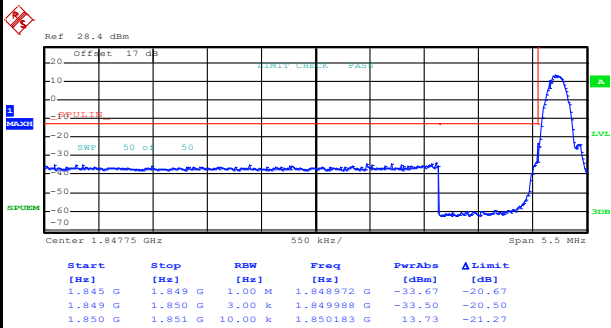
Highest Band Edge



Date: 18.AUG.2022 09:29:20

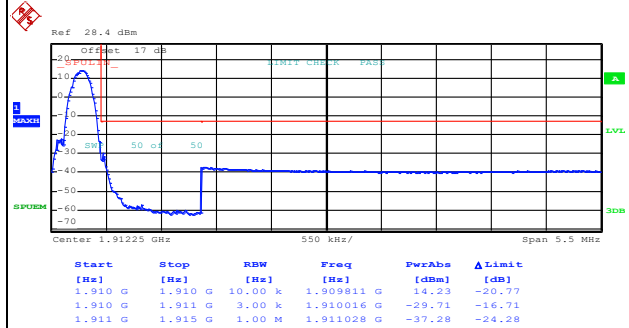
GSM1900 (EDGE class 8)

Lowest Band Edge



Date: 18.AUG.2022 10:01:30

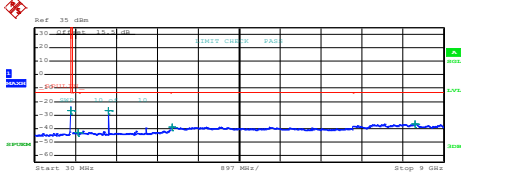
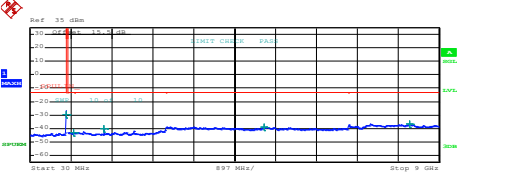
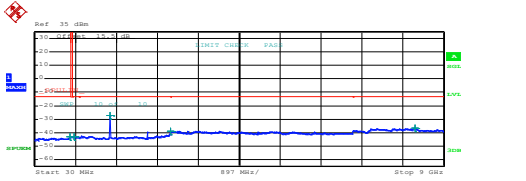
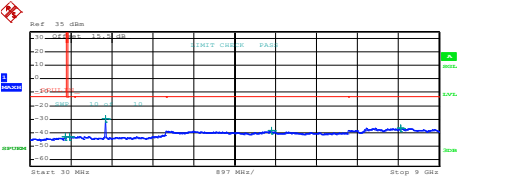
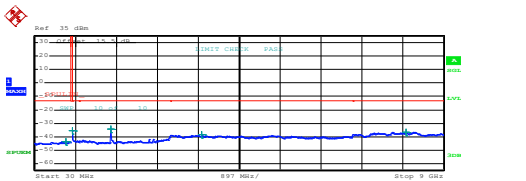
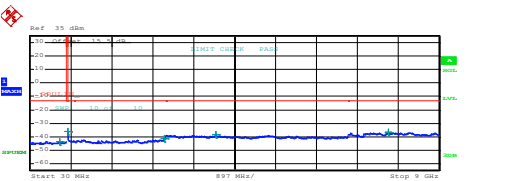
Highest Band Edge



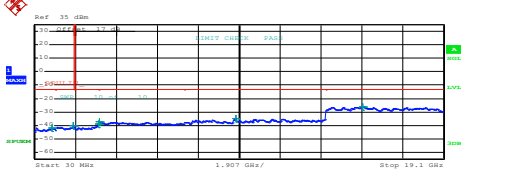
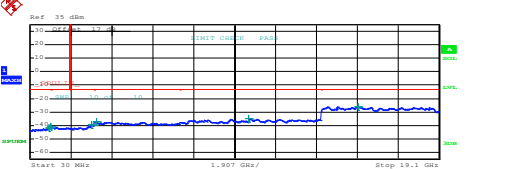
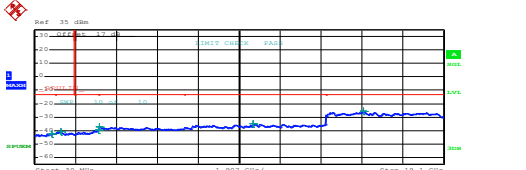
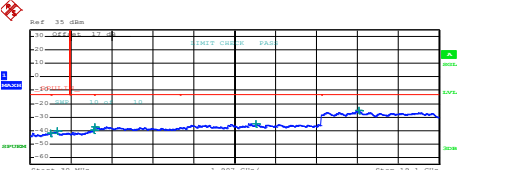
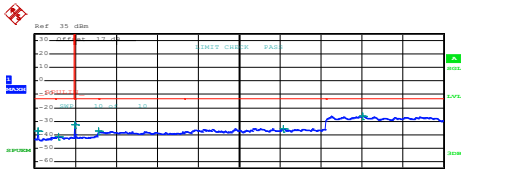
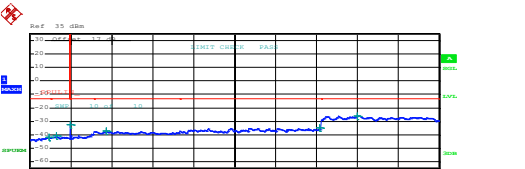
Date: 18.AUG.2022 10:03:28



# Conducted Spurious Emission

GSM850 (GPRS class 8)	GSM850 (EDGE class 8)																																																																								
Lowest Channel	Lowest Channel																																																																								
 <table border="1" data-bbox="239 660 702 739"> <thead> <tr> <th>Start [Hz]</th> <th>Stop [Hz]</th> <th>RBW [Hz]</th> <th>Freq [Hz]</th> <th>PerAbs [dBm]</th> <th>ΔLimit [dB]</th> </tr> </thead> <tbody> <tr> <td>30.000 M</td> <td>820.000 M</td> <td>1.00 M</td> <td>818.852500 M</td> <td>-29.88</td> <td>-23.85</td> </tr> <tr> <td>855.000 M</td> <td>1.000 G</td> <td>1.00 M</td> <td>980.606259 M</td> <td>-42.98</td> <td>-29.98</td> </tr> <tr> <td>1.000 G</td> <td>3.000 G</td> <td>1.00 M</td> <td>1.648000 G</td> <td>-26.97</td> <td>-23.97</td> </tr> <tr> <td>3.000 G</td> <td>7.000 G</td> <td>1.00 M</td> <td>3.040000 G</td> <td>-38.85</td> <td>-25.85</td> </tr> <tr> <td>7.000 G</td> <td>9.000 G</td> <td>1.00 M</td> <td>8.381000 G</td> <td>-36.47</td> <td>-23.47</td> </tr> </tbody> </table> <p data-bbox="207 907 383 918">Date: 17.AUG.2022 17:08:12</p>	Start [Hz]	Stop [Hz]	RBW [Hz]	Freq [Hz]	PerAbs [dBm]	ΔLimit [dB]	30.000 M	820.000 M	1.00 M	818.852500 M	-29.88	-23.85	855.000 M	1.000 G	1.00 M	980.606259 M	-42.98	-29.98	1.000 G	3.000 G	1.00 M	1.648000 G	-26.97	-23.97	3.000 G	7.000 G	1.00 M	3.040000 G	-38.85	-25.85	7.000 G	9.000 G	1.00 M	8.381000 G	-36.47	-23.47	 <table border="1" data-bbox="893 660 1356 739"> <thead> <tr> <th>Start [Hz]</th> <th>Stop [Hz]</th> <th>RBW [Hz]</th> <th>Freq [Hz]</th> <th>PerAbs [dBm]</th> <th>ΔLimit [dB]</th> </tr> </thead> <tbody> <tr> <td>30.000 M</td> <td>820.000 M</td> <td>1.00 M</td> <td>818.852500 M</td> <td>-29.89</td> <td>-23.85</td> </tr> <tr> <td>855.000 M</td> <td>1.000 G</td> <td>1.00 M</td> <td>978.358759 M</td> <td>-43.15</td> <td>-30.15</td> </tr> <tr> <td>1.000 G</td> <td>3.000 G</td> <td>1.00 M</td> <td>1.648000 G</td> <td>-40.29</td> <td>-27.29</td> </tr> <tr> <td>3.000 G</td> <td>7.000 G</td> <td>1.00 M</td> <td>3.159000 G</td> <td>-38.94</td> <td>-25.94</td> </tr> <tr> <td>7.000 G</td> <td>9.000 G</td> <td>1.00 M</td> <td>8.351500 G</td> <td>-36.47</td> <td>-23.47</td> </tr> </tbody> </table> <p data-bbox="861 907 1037 918">Date: 17.AUG.2022 17:28:50</p>	Start [Hz]	Stop [Hz]	RBW [Hz]	Freq [Hz]	PerAbs [dBm]	ΔLimit [dB]	30.000 M	820.000 M	1.00 M	818.852500 M	-29.89	-23.85	855.000 M	1.000 G	1.00 M	978.358759 M	-43.15	-30.15	1.000 G	3.000 G	1.00 M	1.648000 G	-40.29	-27.29	3.000 G	7.000 G	1.00 M	3.159000 G	-38.94	-25.94	7.000 G	9.000 G	1.00 M	8.351500 G	-36.47	-23.47
Start [Hz]	Stop [Hz]	RBW [Hz]	Freq [Hz]	PerAbs [dBm]	ΔLimit [dB]																																																																				
30.000 M	820.000 M	1.00 M	818.852500 M	-29.88	-23.85																																																																				
855.000 M	1.000 G	1.00 M	980.606259 M	-42.98	-29.98																																																																				
1.000 G	3.000 G	1.00 M	1.648000 G	-26.97	-23.97																																																																				
3.000 G	7.000 G	1.00 M	3.040000 G	-38.85	-25.85																																																																				
7.000 G	9.000 G	1.00 M	8.381000 G	-36.47	-23.47																																																																				
Start [Hz]	Stop [Hz]	RBW [Hz]	Freq [Hz]	PerAbs [dBm]	ΔLimit [dB]																																																																				
30.000 M	820.000 M	1.00 M	818.852500 M	-29.89	-23.85																																																																				
855.000 M	1.000 G	1.00 M	978.358759 M	-43.15	-30.15																																																																				
1.000 G	3.000 G	1.00 M	1.648000 G	-40.29	-27.29																																																																				
3.000 G	7.000 G	1.00 M	3.159000 G	-38.94	-25.94																																																																				
7.000 G	9.000 G	1.00 M	8.351500 G	-36.47	-23.47																																																																				
Middle Channel	Middle Channel																																																																								
 <table border="1" data-bbox="239 1176 702 1254"> <thead> <tr> <th>Start [Hz]</th> <th>Stop [Hz]</th> <th>RBW [Hz]</th> <th>Freq [Hz]</th> <th>PerAbs [dBm]</th> <th>ΔLimit [dB]</th> </tr> </thead> <tbody> <tr> <td>30.000 M</td> <td>820.000 M</td> <td>1.00 M</td> <td>802.620000 M</td> <td>-43.25</td> <td>-30.25</td> </tr> <tr> <td>855.000 M</td> <td>1.000 G</td> <td>1.00 M</td> <td>890.092003 M</td> <td>-42.92</td> <td>-29.92</td> </tr> <tr> <td>1.000 G</td> <td>3.000 G</td> <td>1.00 M</td> <td>1.673000 G</td> <td>-27.49</td> <td>-14.49</td> </tr> <tr> <td>3.000 G</td> <td>7.000 G</td> <td>1.00 M</td> <td>3.003000 G</td> <td>-38.76</td> <td>-25.76</td> </tr> <tr> <td>7.000 G</td> <td>9.000 G</td> <td>1.00 M</td> <td>8.363000 G</td> <td>-36.76</td> <td>-23.76</td> </tr> </tbody> </table> <p data-bbox="207 1422 383 1433">Date: 17.AUG.2022 17:09:16</p>	Start [Hz]	Stop [Hz]	RBW [Hz]	Freq [Hz]	PerAbs [dBm]	ΔLimit [dB]	30.000 M	820.000 M	1.00 M	802.620000 M	-43.25	-30.25	855.000 M	1.000 G	1.00 M	890.092003 M	-42.92	-29.92	1.000 G	3.000 G	1.00 M	1.673000 G	-27.49	-14.49	3.000 G	7.000 G	1.00 M	3.003000 G	-38.76	-25.76	7.000 G	9.000 G	1.00 M	8.363000 G	-36.76	-23.76	 <table border="1" data-bbox="893 1176 1356 1254"> <thead> <tr> <th>Start [Hz]</th> <th>Stop [Hz]</th> <th>RBW [Hz]</th> <th>Freq [Hz]</th> <th>PerAbs [dBm]</th> <th>ΔLimit [dB]</th> </tr> </thead> <tbody> <tr> <td>30.000 M</td> <td>820.000 M</td> <td>1.00 M</td> <td>801.237500 M</td> <td>-43.28</td> <td>-30.28</td> </tr> <tr> <td>855.000 M</td> <td>1.000 G</td> <td>1.00 M</td> <td>887.153752 M</td> <td>-42.90</td> <td>-29.90</td> </tr> <tr> <td>1.000 G</td> <td>3.000 G</td> <td>1.00 M</td> <td>1.673000 G</td> <td>-29.34</td> <td>-16.34</td> </tr> <tr> <td>3.000 G</td> <td>7.000 G</td> <td>1.00 M</td> <td>3.134000 G</td> <td>-38.63</td> <td>-25.63</td> </tr> <tr> <td>7.000 G</td> <td>9.000 G</td> <td>1.00 M</td> <td>8.157000 G</td> <td>-36.41</td> <td>-23.41</td> </tr> </tbody> </table> <p data-bbox="861 1422 1037 1433">Date: 17.AUG.2022 17:29:47</p>	Start [Hz]	Stop [Hz]	RBW [Hz]	Freq [Hz]	PerAbs [dBm]	ΔLimit [dB]	30.000 M	820.000 M	1.00 M	801.237500 M	-43.28	-30.28	855.000 M	1.000 G	1.00 M	887.153752 M	-42.90	-29.90	1.000 G	3.000 G	1.00 M	1.673000 G	-29.34	-16.34	3.000 G	7.000 G	1.00 M	3.134000 G	-38.63	-25.63	7.000 G	9.000 G	1.00 M	8.157000 G	-36.41	-23.41
Start [Hz]	Stop [Hz]	RBW [Hz]	Freq [Hz]	PerAbs [dBm]	ΔLimit [dB]																																																																				
30.000 M	820.000 M	1.00 M	802.620000 M	-43.25	-30.25																																																																				
855.000 M	1.000 G	1.00 M	890.092003 M	-42.92	-29.92																																																																				
1.000 G	3.000 G	1.00 M	1.673000 G	-27.49	-14.49																																																																				
3.000 G	7.000 G	1.00 M	3.003000 G	-38.76	-25.76																																																																				
7.000 G	9.000 G	1.00 M	8.363000 G	-36.76	-23.76																																																																				
Start [Hz]	Stop [Hz]	RBW [Hz]	Freq [Hz]	PerAbs [dBm]	ΔLimit [dB]																																																																				
30.000 M	820.000 M	1.00 M	801.237500 M	-43.28	-30.28																																																																				
855.000 M	1.000 G	1.00 M	887.153752 M	-42.90	-29.90																																																																				
1.000 G	3.000 G	1.00 M	1.673000 G	-29.34	-16.34																																																																				
3.000 G	7.000 G	1.00 M	3.134000 G	-38.63	-25.63																																																																				
7.000 G	9.000 G	1.00 M	8.157000 G	-36.41	-23.41																																																																				
Highest Channel	Highest Channel																																																																								
 <table border="1" data-bbox="239 1691 702 1769"> <thead> <tr> <th>Start [Hz]</th> <th>Stop [Hz]</th> <th>RBW [Hz]</th> <th>Freq [Hz]</th> <th>PerAbs [dBm]</th> <th>ΔLimit [dB]</th> </tr> </thead> <tbody> <tr> <td>30.000 M</td> <td>820.000 M</td> <td>1.00 M</td> <td>706.437500 M</td> <td>-43.65</td> <td>-30.65</td> </tr> <tr> <td>855.000 M</td> <td>1.000 G</td> <td>1.00 M</td> <td>858.552500 M</td> <td>-35.59</td> <td>-22.59</td> </tr> <tr> <td>1.000 G</td> <td>3.000 G</td> <td>1.00 M</td> <td>1.698000 G</td> <td>-34.52</td> <td>-21.52</td> </tr> <tr> <td>3.000 G</td> <td>7.000 G</td> <td>1.00 M</td> <td>3.098000 G</td> <td>-38.58</td> <td>-25.58</td> </tr> <tr> <td>7.000 G</td> <td>9.000 G</td> <td>1.00 M</td> <td>8.167000 G</td> <td>-36.49</td> <td>-23.49</td> </tr> </tbody> </table> <p data-bbox="207 1937 383 1948">Date: 17.AUG.2022 17:10:18</p>	Start [Hz]	Stop [Hz]	RBW [Hz]	Freq [Hz]	PerAbs [dBm]	ΔLimit [dB]	30.000 M	820.000 M	1.00 M	706.437500 M	-43.65	-30.65	855.000 M	1.000 G	1.00 M	858.552500 M	-35.59	-22.59	1.000 G	3.000 G	1.00 M	1.698000 G	-34.52	-21.52	3.000 G	7.000 G	1.00 M	3.098000 G	-38.58	-25.58	7.000 G	9.000 G	1.00 M	8.167000 G	-36.49	-23.49	 <table border="1" data-bbox="893 1691 1356 1769"> <thead> <tr> <th>Start [Hz]</th> <th>Stop [Hz]</th> <th>RBW [Hz]</th> <th>Freq [Hz]</th> <th>PerAbs [dBm]</th> <th>ΔLimit [dB]</th> </tr> </thead> <tbody> <tr> <td>30.000 M</td> <td>820.000 M</td> <td>1.00 M</td> <td>671.875000 M</td> <td>-43.57</td> <td>-30.57</td> </tr> <tr> <td>855.000 M</td> <td>1.000 G</td> <td>1.00 M</td> <td>859.531250 M</td> <td>-36.01</td> <td>-23.01</td> </tr> <tr> <td>1.000 G</td> <td>3.000 G</td> <td>1.00 M</td> <td>2.973000 G</td> <td>-41.51</td> <td>-28.51</td> </tr> <tr> <td>3.000 G</td> <td>7.000 G</td> <td>1.00 M</td> <td>4.101000 G</td> <td>-38.53</td> <td>-25.53</td> </tr> <tr> <td>7.000 G</td> <td>9.000 G</td> <td>1.00 M</td> <td>7.889000 G</td> <td>-36.75</td> <td>-23.75</td> </tr> </tbody> </table> <p data-bbox="861 1937 1037 1948">Date: 17.AUG.2022 17:30:49</p>	Start [Hz]	Stop [Hz]	RBW [Hz]	Freq [Hz]	PerAbs [dBm]	ΔLimit [dB]	30.000 M	820.000 M	1.00 M	671.875000 M	-43.57	-30.57	855.000 M	1.000 G	1.00 M	859.531250 M	-36.01	-23.01	1.000 G	3.000 G	1.00 M	2.973000 G	-41.51	-28.51	3.000 G	7.000 G	1.00 M	4.101000 G	-38.53	-25.53	7.000 G	9.000 G	1.00 M	7.889000 G	-36.75	-23.75
Start [Hz]	Stop [Hz]	RBW [Hz]	Freq [Hz]	PerAbs [dBm]	ΔLimit [dB]																																																																				
30.000 M	820.000 M	1.00 M	706.437500 M	-43.65	-30.65																																																																				
855.000 M	1.000 G	1.00 M	858.552500 M	-35.59	-22.59																																																																				
1.000 G	3.000 G	1.00 M	1.698000 G	-34.52	-21.52																																																																				
3.000 G	7.000 G	1.00 M	3.098000 G	-38.58	-25.58																																																																				
7.000 G	9.000 G	1.00 M	8.167000 G	-36.49	-23.49																																																																				
Start [Hz]	Stop [Hz]	RBW [Hz]	Freq [Hz]	PerAbs [dBm]	ΔLimit [dB]																																																																				
30.000 M	820.000 M	1.00 M	671.875000 M	-43.57	-30.57																																																																				
855.000 M	1.000 G	1.00 M	859.531250 M	-36.01	-23.01																																																																				
1.000 G	3.000 G	1.00 M	2.973000 G	-41.51	-28.51																																																																				
3.000 G	7.000 G	1.00 M	4.101000 G	-38.53	-25.53																																																																				
7.000 G	9.000 G	1.00 M	7.889000 G	-36.75	-23.75																																																																				



GSM1900 (GPRS class 8)	GSM1900 (EDGE class 8)																																																																																				
Lowest Channel	Lowest Channel																																																																																				
 <table border="1" data-bbox="239 577 702 672"> <thead> <tr> <th>Start [Hz]</th> <th>Stop [Hz]</th> <th>RBW [Hz]</th> <th>Freq [Hz]</th> <th>PwrAbs [dBm]</th> <th>ΔLimit [dB]</th> </tr> </thead> <tbody> <tr><td>30.0000 M</td><td>1.0000 G</td><td>1.000 M</td><td>822.732500 M</td><td>-42.06</td><td>-29.05</td></tr> <tr><td>1.0000 G</td><td>1.845 G</td><td>1.000 M</td><td>1.839719 G</td><td>-39.99</td><td>-26.99</td></tr> <tr><td>1.845 G</td><td>3.0000 G</td><td>1.000 M</td><td>2.098638 G</td><td>-39.08</td><td>-26.08</td></tr> <tr><td>3.0000 G</td><td>7.0000 G</td><td>1.000 M</td><td>3.056000 G</td><td>-37.24</td><td>-24.24</td></tr> <tr><td>7.0000 G</td><td>13.6000 G</td><td>1.000 M</td><td>8.403225 G</td><td>-35.16</td><td>-22.16</td></tr> <tr><td>13.6000 G</td><td>19.1000 G</td><td>1.000 M</td><td>15.333938 G</td><td>-25.98</td><td>-12.98</td></tr> </tbody> </table> <p data-bbox="207 824 391 840">Date: 18.AUG.2022 09:17:52</p>	Start [Hz]	Stop [Hz]	RBW [Hz]	Freq [Hz]	PwrAbs [dBm]	ΔLimit [dB]	30.0000 M	1.0000 G	1.000 M	822.732500 M	-42.06	-29.05	1.0000 G	1.845 G	1.000 M	1.839719 G	-39.99	-26.99	1.845 G	3.0000 G	1.000 M	2.098638 G	-39.08	-26.08	3.0000 G	7.0000 G	1.000 M	3.056000 G	-37.24	-24.24	7.0000 G	13.6000 G	1.000 M	8.403225 G	-35.16	-22.16	13.6000 G	19.1000 G	1.000 M	15.333938 G	-25.98	-12.98	 <table border="1" data-bbox="893 577 1356 672"> <thead> <tr> <th>Start [Hz]</th> <th>Stop [Hz]</th> <th>RBW [Hz]</th> <th>Freq [Hz]</th> <th>PwrAbs [dBm]</th> <th>ΔLimit [dB]</th> </tr> </thead> <tbody> <tr><td>30.0000 M</td><td>1.0000 G</td><td>1.000 M</td><td>810.270000 M</td><td>-42.10</td><td>-29.10</td></tr> <tr><td>1.0000 G</td><td>1.845 G</td><td>1.000 M</td><td>1.002313 G</td><td>-40.72</td><td>-27.72</td></tr> <tr><td>1.845 G</td><td>3.0000 G</td><td>1.000 M</td><td>2.874984 G</td><td>-39.39</td><td>-26.39</td></tr> <tr><td>3.0000 G</td><td>7.0000 G</td><td>1.000 M</td><td>3.108000 G</td><td>-37.44</td><td>-24.44</td></tr> <tr><td>7.0000 G</td><td>13.6000 G</td><td>1.000 M</td><td>10.227400 G</td><td>-34.71</td><td>-21.71</td></tr> <tr><td>13.6000 G</td><td>19.1000 G</td><td>1.000 M</td><td>15.340063 G</td><td>-25.92</td><td>-12.92</td></tr> </tbody> </table> <p data-bbox="861 824 1045 840">Date: 18.AUG.2022 09:46:19</p>	Start [Hz]	Stop [Hz]	RBW [Hz]	Freq [Hz]	PwrAbs [dBm]	ΔLimit [dB]	30.0000 M	1.0000 G	1.000 M	810.270000 M	-42.10	-29.10	1.0000 G	1.845 G	1.000 M	1.002313 G	-40.72	-27.72	1.845 G	3.0000 G	1.000 M	2.874984 G	-39.39	-26.39	3.0000 G	7.0000 G	1.000 M	3.108000 G	-37.44	-24.44	7.0000 G	13.6000 G	1.000 M	10.227400 G	-34.71	-21.71	13.6000 G	19.1000 G	1.000 M	15.340063 G	-25.92	-12.92
Start [Hz]	Stop [Hz]	RBW [Hz]	Freq [Hz]	PwrAbs [dBm]	ΔLimit [dB]																																																																																
30.0000 M	1.0000 G	1.000 M	822.732500 M	-42.06	-29.05																																																																																
1.0000 G	1.845 G	1.000 M	1.839719 G	-39.99	-26.99																																																																																
1.845 G	3.0000 G	1.000 M	2.098638 G	-39.08	-26.08																																																																																
3.0000 G	7.0000 G	1.000 M	3.056000 G	-37.24	-24.24																																																																																
7.0000 G	13.6000 G	1.000 M	8.403225 G	-35.16	-22.16																																																																																
13.6000 G	19.1000 G	1.000 M	15.333938 G	-25.98	-12.98																																																																																
Start [Hz]	Stop [Hz]	RBW [Hz]	Freq [Hz]	PwrAbs [dBm]	ΔLimit [dB]																																																																																
30.0000 M	1.0000 G	1.000 M	810.270000 M	-42.10	-29.10																																																																																
1.0000 G	1.845 G	1.000 M	1.002313 G	-40.72	-27.72																																																																																
1.845 G	3.0000 G	1.000 M	2.874984 G	-39.39	-26.39																																																																																
3.0000 G	7.0000 G	1.000 M	3.108000 G	-37.44	-24.44																																																																																
7.0000 G	13.6000 G	1.000 M	10.227400 G	-34.71	-21.71																																																																																
13.6000 G	19.1000 G	1.000 M	15.340063 G	-25.92	-12.92																																																																																
Middle Channel	Middle Channel																																																																																				
 <table border="1" data-bbox="239 1093 702 1187"> <thead> <tr> <th>Start [Hz]</th> <th>Stop [Hz]</th> <th>RBW [Hz]</th> <th>Freq [Hz]</th> <th>PwrAbs [dBm]</th> <th>ΔLimit [dB]</th> </tr> </thead> <tbody> <tr><td>30.0000 M</td><td>1.0000 G</td><td>1.000 M</td><td>812.305000 M</td><td>-42.45</td><td>-29.45</td></tr> <tr><td>1.0000 G</td><td>1.845 G</td><td>1.000 M</td><td>1.203000 G</td><td>-40.76</td><td>-27.76</td></tr> <tr><td>1.845 G</td><td>3.0000 G</td><td>1.000 M</td><td>2.986745 G</td><td>-39.69</td><td>-26.69</td></tr> <tr><td>3.0000 G</td><td>7.0000 G</td><td>1.000 M</td><td>3.044000 G</td><td>-38.93</td><td>-25.93</td></tr> <tr><td>7.0000 G</td><td>13.6000 G</td><td>1.000 M</td><td>10.224975 G</td><td>-36.88</td><td>-23.88</td></tr> <tr><td>13.6000 G</td><td>19.1000 G</td><td>1.000 M</td><td>15.353125 G</td><td>-25.46</td><td>-12.46</td></tr> </tbody> </table> <p data-bbox="207 1344 391 1359">Date: 18.AUG.2022 09:20:58</p>	Start [Hz]	Stop [Hz]	RBW [Hz]	Freq [Hz]	PwrAbs [dBm]	ΔLimit [dB]	30.0000 M	1.0000 G	1.000 M	812.305000 M	-42.45	-29.45	1.0000 G	1.845 G	1.000 M	1.203000 G	-40.76	-27.76	1.845 G	3.0000 G	1.000 M	2.986745 G	-39.69	-26.69	3.0000 G	7.0000 G	1.000 M	3.044000 G	-38.93	-25.93	7.0000 G	13.6000 G	1.000 M	10.224975 G	-36.88	-23.88	13.6000 G	19.1000 G	1.000 M	15.353125 G	-25.46	-12.46	 <table border="1" data-bbox="893 1093 1356 1187"> <thead> <tr> <th>Start [Hz]</th> <th>Stop [Hz]</th> <th>RBW [Hz]</th> <th>Freq [Hz]</th> <th>PwrAbs [dBm]</th> <th>ΔLimit [dB]</th> </tr> </thead> <tbody> <tr><td>30.0000 M</td><td>1.0000 G</td><td>1.000 M</td><td>890.300000 M</td><td>-41.76</td><td>-28.76</td></tr> <tr><td>1.0000 G</td><td>1.845 G</td><td>1.000 M</td><td>1.023000 G</td><td>-40.82</td><td>-27.82</td></tr> <tr><td>1.845 G</td><td>3.0000 G</td><td>1.000 M</td><td>2.989984 G</td><td>-39.53</td><td>-26.53</td></tr> <tr><td>3.0000 G</td><td>7.0000 G</td><td>1.000 M</td><td>3.034000 G</td><td>-37.25</td><td>-24.25</td></tr> <tr><td>7.0000 G</td><td>13.6000 G</td><td>1.000 M</td><td>10.257400 G</td><td>-35.10</td><td>-22.10</td></tr> <tr><td>13.6000 G</td><td>19.1000 G</td><td>1.000 M</td><td>15.355188 G</td><td>-25.18</td><td>-12.18</td></tr> </tbody> </table> <p data-bbox="861 1344 1045 1359">Date: 18.AUG.2022 09:47:14</p>	Start [Hz]	Stop [Hz]	RBW [Hz]	Freq [Hz]	PwrAbs [dBm]	ΔLimit [dB]	30.0000 M	1.0000 G	1.000 M	890.300000 M	-41.76	-28.76	1.0000 G	1.845 G	1.000 M	1.023000 G	-40.82	-27.82	1.845 G	3.0000 G	1.000 M	2.989984 G	-39.53	-26.53	3.0000 G	7.0000 G	1.000 M	3.034000 G	-37.25	-24.25	7.0000 G	13.6000 G	1.000 M	10.257400 G	-35.10	-22.10	13.6000 G	19.1000 G	1.000 M	15.355188 G	-25.18	-12.18
Start [Hz]	Stop [Hz]	RBW [Hz]	Freq [Hz]	PwrAbs [dBm]	ΔLimit [dB]																																																																																
30.0000 M	1.0000 G	1.000 M	812.305000 M	-42.45	-29.45																																																																																
1.0000 G	1.845 G	1.000 M	1.203000 G	-40.76	-27.76																																																																																
1.845 G	3.0000 G	1.000 M	2.986745 G	-39.69	-26.69																																																																																
3.0000 G	7.0000 G	1.000 M	3.044000 G	-38.93	-25.93																																																																																
7.0000 G	13.6000 G	1.000 M	10.224975 G	-36.88	-23.88																																																																																
13.6000 G	19.1000 G	1.000 M	15.353125 G	-25.46	-12.46																																																																																
Start [Hz]	Stop [Hz]	RBW [Hz]	Freq [Hz]	PwrAbs [dBm]	ΔLimit [dB]																																																																																
30.0000 M	1.0000 G	1.000 M	890.300000 M	-41.76	-28.76																																																																																
1.0000 G	1.845 G	1.000 M	1.023000 G	-40.82	-27.82																																																																																
1.845 G	3.0000 G	1.000 M	2.989984 G	-39.53	-26.53																																																																																
3.0000 G	7.0000 G	1.000 M	3.034000 G	-37.25	-24.25																																																																																
7.0000 G	13.6000 G	1.000 M	10.257400 G	-35.10	-22.10																																																																																
13.6000 G	19.1000 G	1.000 M	15.355188 G	-25.18	-12.18																																																																																
Highest Channel	Highest Channel																																																																																				
 <table border="1" data-bbox="239 1608 702 1702"> <thead> <tr> <th>Start [Hz]</th> <th>Stop [Hz]</th> <th>RBW [Hz]</th> <th>Freq [Hz]</th> <th>PwrAbs [dBm]</th> <th>ΔLimit [dB]</th> </tr> </thead> <tbody> <tr><td>30.0000 M</td><td>1.0000 G</td><td>1.000 M</td><td>171.620000 M</td><td>-37.31</td><td>-24.31</td></tr> <tr><td>1.0000 G</td><td>1.845 G</td><td>1.000 M</td><td>1.129285 G</td><td>-41.19</td><td>-28.19</td></tr> <tr><td>1.845 G</td><td>3.0000 G</td><td>1.000 M</td><td>1.932071 G</td><td>-32.94</td><td>-19.94</td></tr> <tr><td>3.0000 G</td><td>7.0000 G</td><td>1.000 M</td><td>3.017000 G</td><td>-37.29</td><td>-24.29</td></tr> <tr><td>7.0000 G</td><td>13.6000 G</td><td>1.000 M</td><td>11.637325 G</td><td>-35.41</td><td>-22.41</td></tr> <tr><td>13.6000 G</td><td>19.1000 G</td><td>1.000 M</td><td>15.330438 G</td><td>-26.11</td><td>-13.11</td></tr> </tbody> </table> <p data-bbox="207 1859 391 1874">Date: 18.AUG.2022 09:22:17</p>	Start [Hz]	Stop [Hz]	RBW [Hz]	Freq [Hz]	PwrAbs [dBm]	ΔLimit [dB]	30.0000 M	1.0000 G	1.000 M	171.620000 M	-37.31	-24.31	1.0000 G	1.845 G	1.000 M	1.129285 G	-41.19	-28.19	1.845 G	3.0000 G	1.000 M	1.932071 G	-32.94	-19.94	3.0000 G	7.0000 G	1.000 M	3.017000 G	-37.29	-24.29	7.0000 G	13.6000 G	1.000 M	11.637325 G	-35.41	-22.41	13.6000 G	19.1000 G	1.000 M	15.330438 G	-26.11	-13.11	 <table border="1" data-bbox="893 1608 1356 1702"> <thead> <tr> <th>Start [Hz]</th> <th>Stop [Hz]</th> <th>RBW [Hz]</th> <th>Freq [Hz]</th> <th>PwrAbs [dBm]</th> <th>ΔLimit [dB]</th> </tr> </thead> <tbody> <tr><td>30.0000 M</td><td>1.0000 G</td><td>1.000 M</td><td>923.127000 M</td><td>-41.70</td><td>-28.70</td></tr> <tr><td>1.0000 G</td><td>1.845 G</td><td>1.000 M</td><td>1.236389 G</td><td>-41.02</td><td>-28.02</td></tr> <tr><td>1.845 G</td><td>3.0000 G</td><td>1.000 M</td><td>1.932071 G</td><td>-32.74</td><td>-19.74</td></tr> <tr><td>3.0000 G</td><td>7.0000 G</td><td>1.000 M</td><td>3.594000 G</td><td>-37.10</td><td>-24.10</td></tr> <tr><td>7.0000 G</td><td>13.6000 G</td><td>1.000 M</td><td>13.548850 G</td><td>-34.98</td><td>-21.98</td></tr> <tr><td>13.6000 G</td><td>19.1000 G</td><td>1.000 M</td><td>15.296063 G</td><td>-25.84</td><td>-12.84</td></tr> </tbody> </table> <p data-bbox="861 1859 1045 1874">Date: 18.AUG.2022 09:49:42</p>	Start [Hz]	Stop [Hz]	RBW [Hz]	Freq [Hz]	PwrAbs [dBm]	ΔLimit [dB]	30.0000 M	1.0000 G	1.000 M	923.127000 M	-41.70	-28.70	1.0000 G	1.845 G	1.000 M	1.236389 G	-41.02	-28.02	1.845 G	3.0000 G	1.000 M	1.932071 G	-32.74	-19.74	3.0000 G	7.0000 G	1.000 M	3.594000 G	-37.10	-24.10	7.0000 G	13.6000 G	1.000 M	13.548850 G	-34.98	-21.98	13.6000 G	19.1000 G	1.000 M	15.296063 G	-25.84	-12.84
Start [Hz]	Stop [Hz]	RBW [Hz]	Freq [Hz]	PwrAbs [dBm]	ΔLimit [dB]																																																																																
30.0000 M	1.0000 G	1.000 M	171.620000 M	-37.31	-24.31																																																																																
1.0000 G	1.845 G	1.000 M	1.129285 G	-41.19	-28.19																																																																																
1.845 G	3.0000 G	1.000 M	1.932071 G	-32.94	-19.94																																																																																
3.0000 G	7.0000 G	1.000 M	3.017000 G	-37.29	-24.29																																																																																
7.0000 G	13.6000 G	1.000 M	11.637325 G	-35.41	-22.41																																																																																
13.6000 G	19.1000 G	1.000 M	15.330438 G	-26.11	-13.11																																																																																
Start [Hz]	Stop [Hz]	RBW [Hz]	Freq [Hz]	PwrAbs [dBm]	ΔLimit [dB]																																																																																
30.0000 M	1.0000 G	1.000 M	923.127000 M	-41.70	-28.70																																																																																
1.0000 G	1.845 G	1.000 M	1.236389 G	-41.02	-28.02																																																																																
1.845 G	3.0000 G	1.000 M	1.932071 G	-32.74	-19.74																																																																																
3.0000 G	7.0000 G	1.000 M	3.594000 G	-37.10	-24.10																																																																																
7.0000 G	13.6000 G	1.000 M	13.548850 G	-34.98	-21.98																																																																																
13.6000 G	19.1000 G	1.000 M	15.296063 G	-25.84	-12.84																																																																																



**Frequency Stability**

Test Conditions	Middle Channel	GSM850 (GPRS class 8)	GSM850 (EDGE class 8)	Limit Note 2
Temperature (°C)	Voltage (Volt)	Deviation (ppm)		Result
50	Normal Voltage	0.0096	0.0036	PASS
40	Normal Voltage	0.0108	0.0060	
30	Normal Voltage	0.0132	0.0036	
20(Ref.)	Normal Voltage	0.0000	0.0000	
10	Normal Voltage	0.0072	0.0084	
0	Normal Voltage	0.0048	0.0108	
-10	Normal Voltage	0.0108	0.0000	
-20	Normal Voltage	0.0167	0.0072	
-30	Normal Voltage	0.0060	0.0048	
20	Maximum Voltage	0.0000	0.0060	
20	Normal Voltage	0.0000	0.0000	
20	Battery End Point	0.0036	0.0060	

Test Conditions	Middle Channel	GSM1900 (GPRS class 8)	GSM1900 (EDGE class 10)	Limit Note 2.
Temperature (°C)	Voltage (Volt)	Deviation (ppm)		Result
50	Normal Voltage	0.0053	0.0016	PASS
40	Normal Voltage	0.0048	0.0005	
30	Normal Voltage	0.0059	0.0005	
20(Ref.)	Normal Voltage	0.0000	0.0000	
10	Normal Voltage	0.0053	0.0021	
0	Normal Voltage	0.0032	0.0021	
-10	Normal Voltage	0.0000	0.0021	
-20	Normal Voltage	0.0037	0.0016	
-30	Normal Voltage	0.0074	0.0027	
20	Maximum Voltage	0.0011	0.0011	
20	Normal Voltage	0.0000	0.0000	
20	Battery End Point	0.0005	0.0021	

**Note:**

1. Normal Voltage = 4.05V. ; Battery End Point (BEP) = 3.85 V. ; Maximum Voltage =4.35 V
2. The frequency fundamental emissions stay within the authorized frequency block.



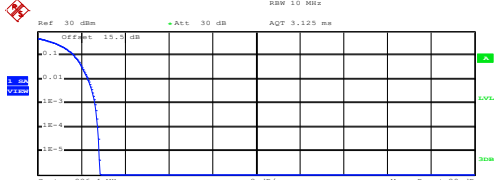
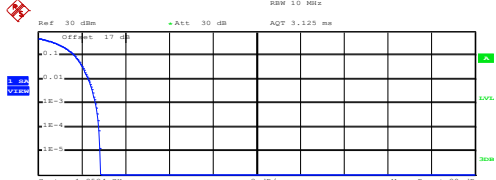
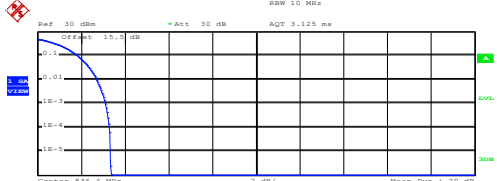

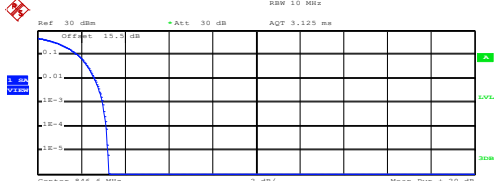
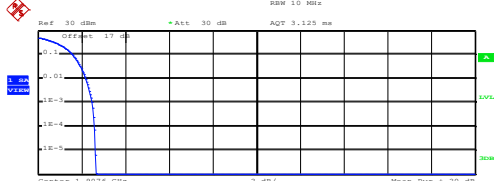
### A3. WCDMA

#### Peak-to-Average Ratio

Mode	WCDMA Band V	WCDMA Band II	WCDMA Band IV	Limit: 13dB
Mod.	RMC 12.2Kbps	RMC 12.2Kbps	RMC 12.2Kbps	Result
Lowest CH	2.64	2.64	2.80	<b>PASS</b>
Middle CH	3.12	2.76	2.36	
Highest CH	3.00	2.48	3.04	



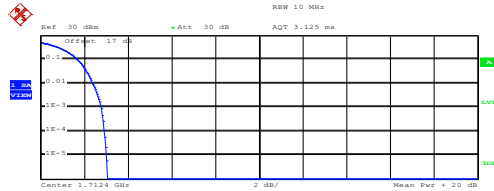


WCDMA Band V (RMC 12.2Kbps)	WCDMA Band II (RMC 12.2Kbps)
<p align="center"><b>Lowest Channel</b></p>  <p>Center 826.4 MHz      2 dB/      Mean Pwr + 20 dB</p> <p>Complementary Cumulative Distribution Function (100000 samples)</p> <p>Trace 1</p> <p>Mean 24.03 dBm Peak 26.87 dBm Crest 2.84 dB</p> <p>10 % 1.68 dB 1 % 2.32 dB .1 % 2.64 dB .01 % 2.76 dB</p> <p>Date: 18.AUG.2022 10:38:41</p>	<p align="center"><b>Lowest Channel</b></p>  <p>Center 1.8524 GHz      2 dB/      Mean Pwr + 20 dB</p> <p>Complementary Cumulative Distribution Function (100000 samples)</p> <p>Trace 1</p> <p>Mean 24.73 dBm Peak 27.57 dBm Crest 2.84 dB</p> <p>10 % 1.68 dB 1 % 2.32 dB .1 % 2.64 dB .01 % 2.80 dB</p> <p>Date: 18.AUG.2022 11:26:04</p>
<p align="center"><b>Middle Channel</b></p>  <p>Center 836.4 MHz      2 dB/      Mean Pwr + 20 dB</p> <p>Complementary Cumulative Distribution Function (100000 samples)</p> <p>Trace 1</p> <p>Mean 24.08 dBm Peak 27.43 dBm Crest 3.35 dB</p> <p>10 % 1.84 dB 1 % 2.72 dB .1 % 3.12 dB .01 % 3.32 dB</p> <p>Date: 18.AUG.2022 10:39:07</p>	<p align="center"><b>Middle Channel</b></p>  <p>Center 1.88 GHz      2 dB/      Mean Pwr + 20 dB</p> <p>Complementary Cumulative Distribution Function (100000 samples)</p> <p>Trace 1</p> <p>Mean 24.62 dBm Peak 27.64 dBm Crest 3.02 dB</p> <p>10 % 1.68 dB 1 % 2.40 dB .1 % 2.76 dB .01 % 2.92 dB</p> <p>Date: 18.AUG.2022 11:26:32</p>
<p align="center"><b>Highest Channel</b></p>  <p>Center 846.6 MHz      2 dB/      Mean Pwr + 20 dB</p> <p>Complementary Cumulative Distribution Function (100000 samples)</p> <p>Trace 1</p> <p>Mean 24.10 dBm Peak 27.36 dBm Crest 3.26 dB</p> <p>10 % 1.84 dB 1 % 2.60 dB .1 % 3.00 dB .01 % 3.16 dB</p> <p>Date: 18.AUG.2022 10:39:28</p>	<p align="center"><b>Highest Channel</b></p>  <p>Center 1.9076 GHz      2 dB/      Mean Pwr + 20 dB</p> <p>Complementary Cumulative Distribution Function (100000 samples)</p> <p>Trace 1</p> <p>Mean 24.61 dBm Peak 27.29 dBm Crest 2.68 dB</p> <p>10 % 1.60 dB 1 % 2.20 dB .1 % 2.48 dB .01 % 2.60 dB</p> <p>Date: 18.AUG.2022 11:27:00</p>



### WCDMA Band IV (RMC 12.2Kbps)

#### Lowest Channel



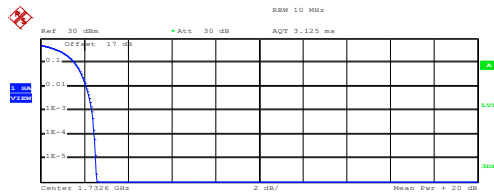
Complementary Cumulative Distribution Function (100000 samples)

Trace 1  
Mean 23.96 dBm  
Peak 27.01 dBm  
Crest 3.05 dB

10 %	1.68 dB
1 %	2.40 dB
.1 %	2.80 dB
.01 %	2.92 dB

Date: 18.AUG.2022 11:04:37

#### Middle Channel



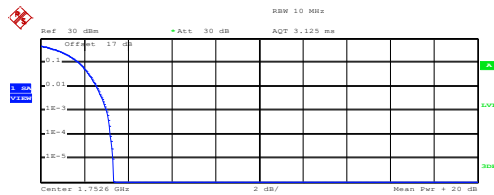
Complementary Cumulative Distribution Function (100000 samples)

Trace 1  
Mean 24.80 dBm  
Peak 27.36 dBm  
Crest 2.56 dB

10 %	1.56 dB
1 %	2.08 dB
.1 %	2.36 dB
.01 %	2.48 dB

Date: 18.AUG.2022 11:05:04

#### Highest Channel



Complementary Cumulative Distribution Function (100000 samples)

Trace 1  
Mean 23.46 dBm  
Peak 26.80 dBm  
Crest 3.34 dB

10 %	1.76 dB
1 %	2.56 dB
.1 %	3.04 dB
.01 %	3.20 dB

Date: 18.AUG.2022 11:05:26



**26dB Bandwidth**

Mode	WCDMA Band V (MHz) : 26dB BW (MHz)	WCDMA Band II (MHz) : 26dB BW (MHz)	WCDMA Band IV (MHz) : 26dB BW (MHz)
Mod.	RMC 12.2Kbps	RMC 12.2Kbps	RMC 12.2Kbps
Lowest CH	4.72	4.75	4.76
Middle CH	4.71	4.72	4.75
Highest CH	4.72	4.75	4.72

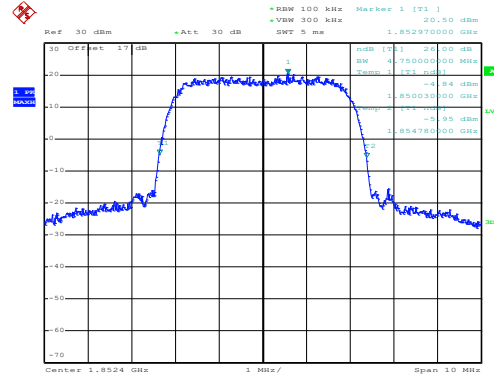
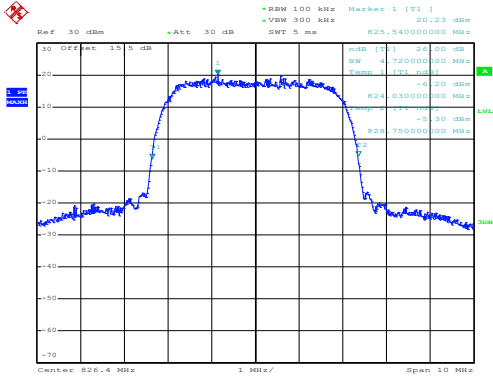


WCDMA Band V (RMC 12.2Kbps)

WCDMA Band II (RMC 12.2Kbps)

Lowest Channel

Lowest Channel

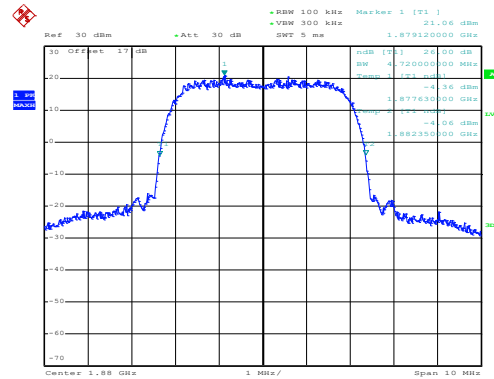
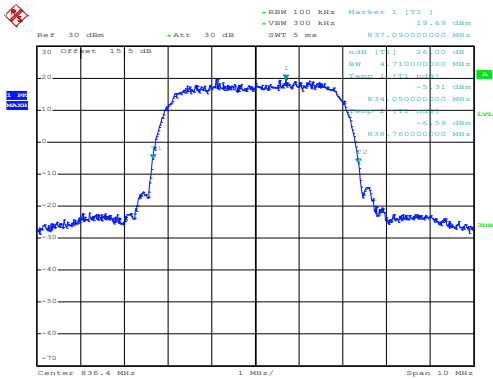


Date: 18.AUG.2022 10:22:46

Date: 18.AUG.2022 11:08:03

Middle Channel

Middle Channel

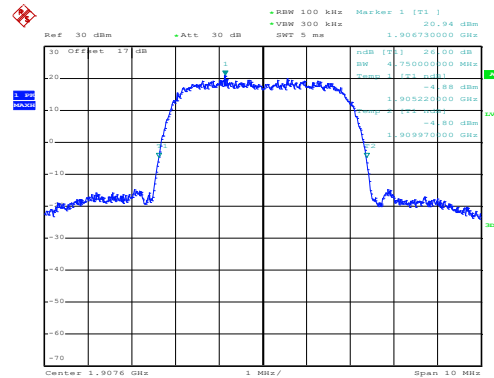
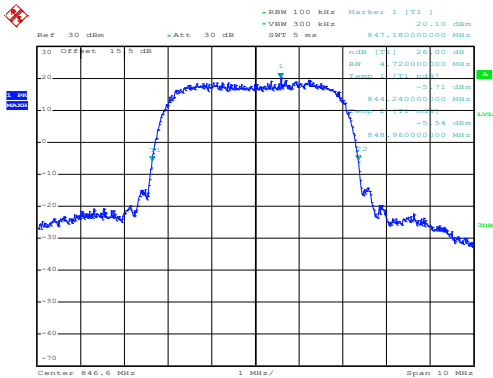


Date: 18.AUG.2022 10:23:34

Date: 18.AUG.2022 11:08:47

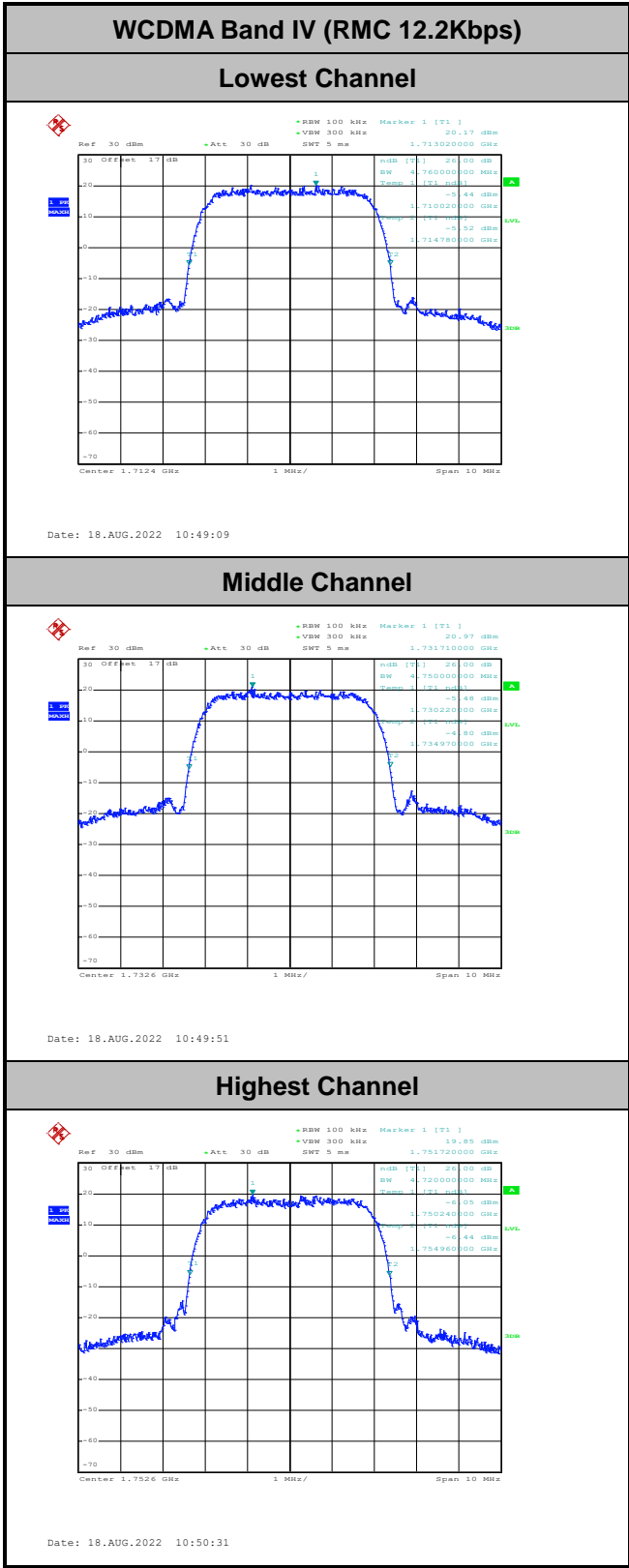
Highest Channel

Highest Channel



Date: 18.AUG.2022 10:24:14

Date: 18.AUG.2022 11:09:41

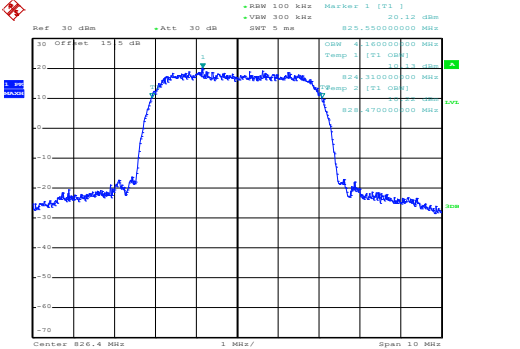
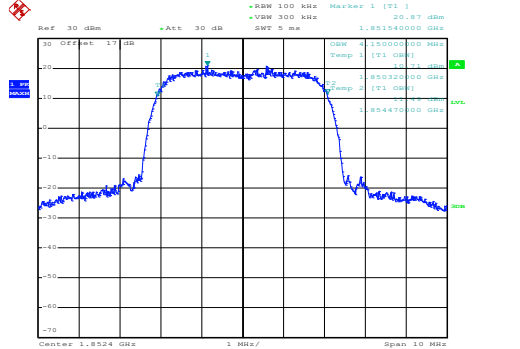
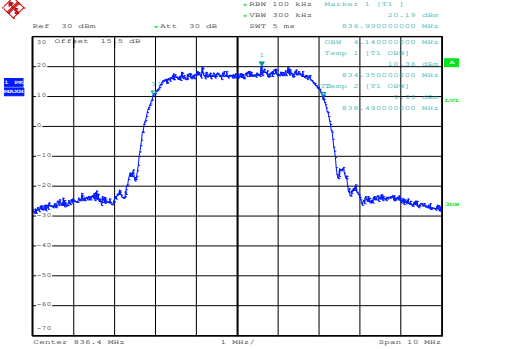
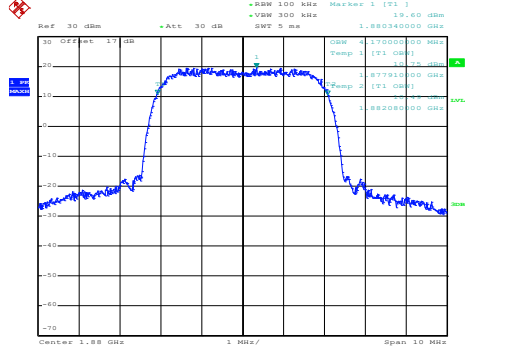
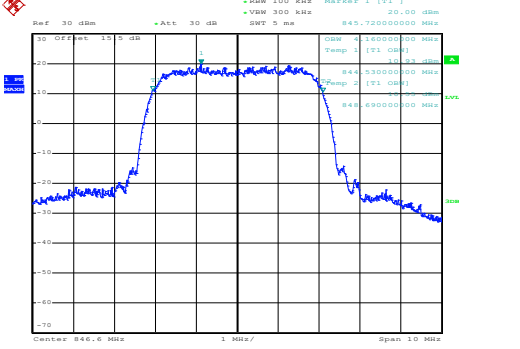
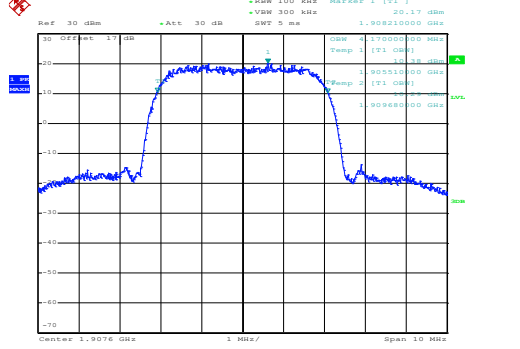




### Occupied Bandwidth

Mode	WCDMA Band V(MHz) : 99% OBW (MHz)	WCDMA Band II(MHz) : 99% OBW (MHz)	WCDMA Band IV(MHz) : 99% OBW (MHz)
Mod.	RMC 12.2Kbps	RMC 12.2Kbps	RMC 12.2Kbps
Lowest CH	4.16	4.15	4.16
Middle CH	4.14	4.17	4.17
Highest CH	4.16	4.17	4.16

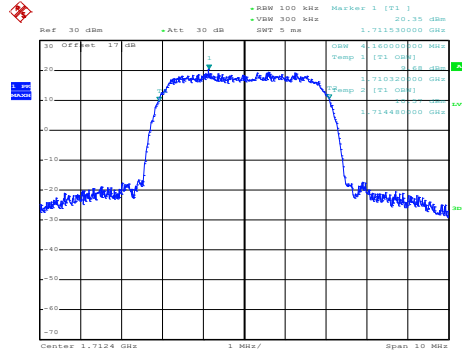


WCDMA Band V (RMC 12.2Kbps)	WCDMA Band II (RMC 12.2Kbps)
<p data-bbox="363 342 576 376"><b>Lowest Channel</b></p>  <p data-bbox="209 824 387 840">Date: 18.AUG.2022 10:29:07</p>	<p data-bbox="1013 342 1225 376"><b>Lowest Channel</b></p>  <p data-bbox="853 824 1032 840">Date: 18.AUG.2022 11:13:41</p>
<p data-bbox="368 864 571 898"><b>Middle Channel</b></p>  <p data-bbox="209 1346 387 1361">Date: 18.AUG.2022 10:30:41</p>	<p data-bbox="1018 864 1220 898"><b>Middle Channel</b></p>  <p data-bbox="853 1346 1032 1361">Date: 18.AUG.2022 11:14:21</p>
<p data-bbox="363 1386 576 1420"><b>Highest Channel</b></p>  <p data-bbox="209 1868 387 1883">Date: 18.AUG.2022 10:31:20</p>	<p data-bbox="1013 1386 1225 1420"><b>Highest Channel</b></p>  <p data-bbox="853 1868 1032 1883">Date: 18.AUG.2022 11:15:09</p>



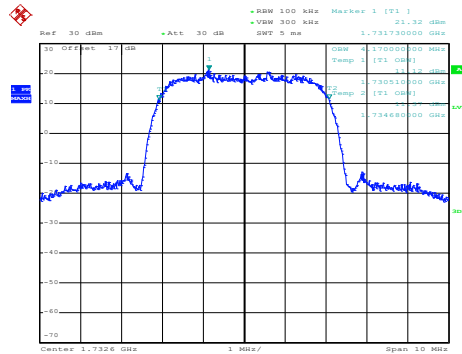
WCDMA Band IV (RMC 12.2Kbps)

Lowest Channel



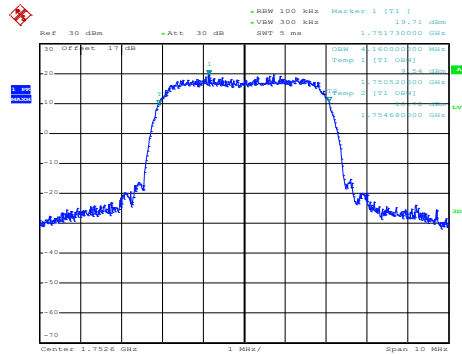
Date: 18.AUG.2022 10:55:55

Middle Channel



Date: 18.AUG.2022 10:56:36

Highest Channel



Date: 18.AUG.2022 10:57:14

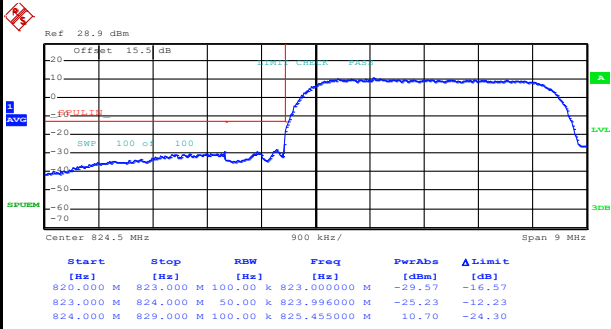




# Conducted Band Edge

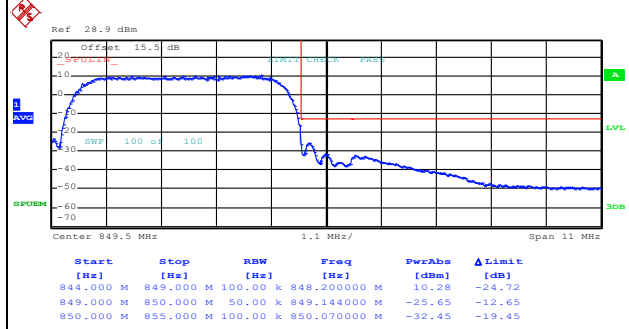
## WCDMA Band V (RMC 12.2Kbps)

### Lowest Band Edge



Date: 18.AUG.2022 10:34:08

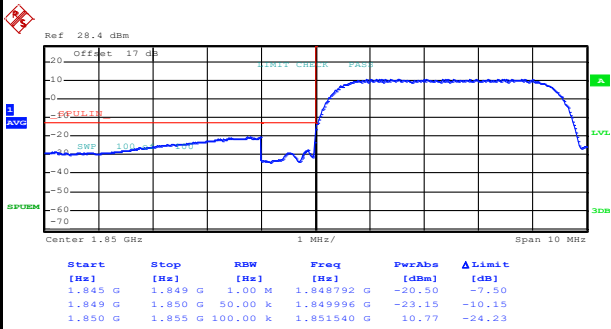
### Highest Band Edge



Date: 18.AUG.2022 10:37:22

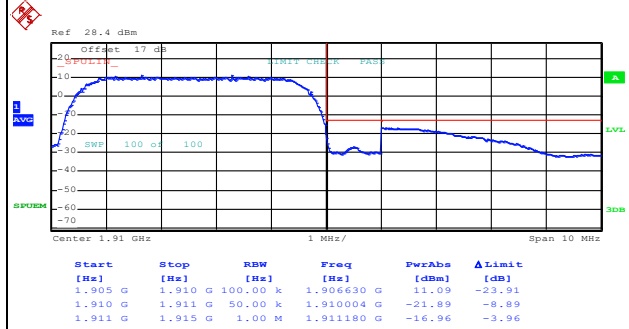
## WCDMA Band II (RMC 12.2Kbps)

### Lowest Band Edge



Date: 18.AUG.2022 11:18:07

### Highest Band Edge

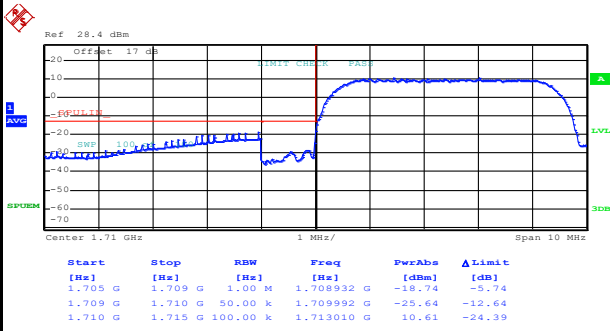


Date: 18.AUG.2022 11:21:45



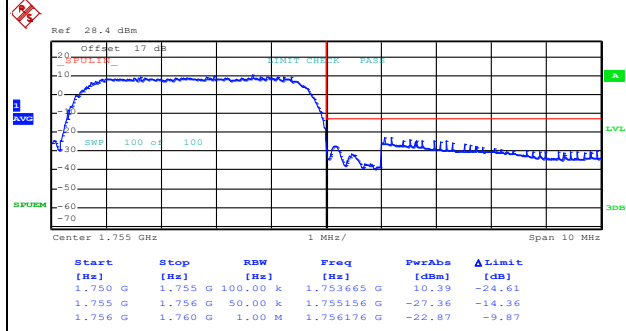
WCDMA Band IV (RMC 12.2Kbps)

Lowest Band Edge



Date: 18.AUG.2022 11:00:15

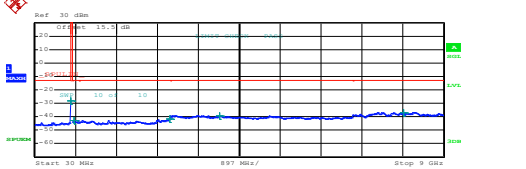
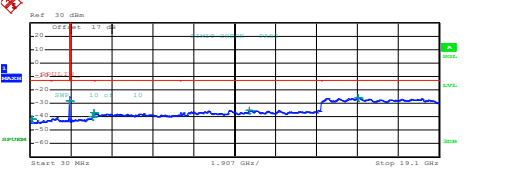
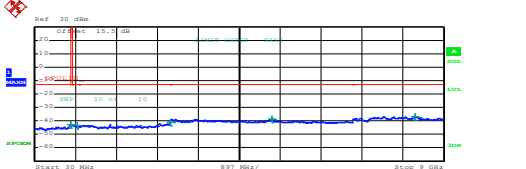
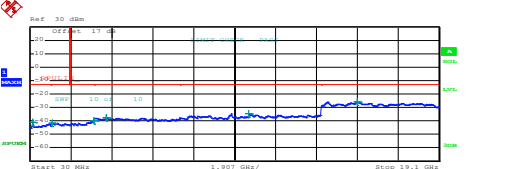
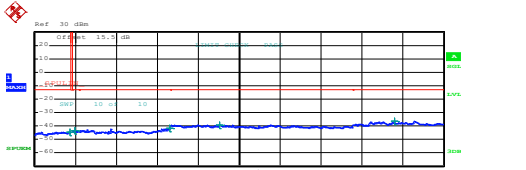
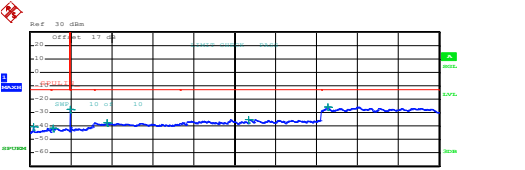
Highest Band Edge



Date: 18.AUG.2022 11:03:46



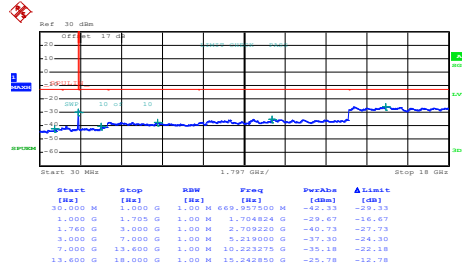
# Conducted Spurious Emission

WCDMA Band V (RMC 12.2Kbps)	WCDMA Band II (RMC 12.2Kbps)																																																																														
Lowest Channel	Lowest Channel																																																																														
 <table border="1" data-bbox="239 645 702 728"> <thead> <tr> <th>Start [Hz]</th> <th>Stop [Hz]</th> <th>RBW [Hz]</th> <th>Freq [Hz]</th> <th>PwrAbs [dBm]</th> <th>ΔLimit [dB]</th> </tr> </thead> <tbody> <tr> <td>30.000 M</td> <td>820.000 M</td> <td>1.00 M</td> <td>816.210000 M</td> <td>-28.04</td> <td>-23.73</td> </tr> <tr> <td>855.000 M</td> <td>1.000 G</td> <td>1.00 M</td> <td>882.405000 M</td> <td>-42.99</td> <td>-29.99</td> </tr> <tr> <td>1.000 G</td> <td>3.000 G</td> <td>1.00 M</td> <td>2.084500 G</td> <td>-42.45</td> <td>-28.45</td> </tr> <tr> <td>3.000 G</td> <td>7.000 G</td> <td>1.00 M</td> <td>4.084000 G</td> <td>-39.05</td> <td>-26.05</td> </tr> <tr> <td>7.000 G</td> <td>9.000 G</td> <td>1.00 M</td> <td>8.125500 G</td> <td>-36.73</td> <td>-23.73</td> </tr> </tbody> </table> <p>Date: 18.AUG.2022 10:25:22</p>	Start [Hz]	Stop [Hz]	RBW [Hz]	Freq [Hz]	PwrAbs [dBm]	ΔLimit [dB]	30.000 M	820.000 M	1.00 M	816.210000 M	-28.04	-23.73	855.000 M	1.000 G	1.00 M	882.405000 M	-42.99	-29.99	1.000 G	3.000 G	1.00 M	2.084500 G	-42.45	-28.45	3.000 G	7.000 G	1.00 M	4.084000 G	-39.05	-26.05	7.000 G	9.000 G	1.00 M	8.125500 G	-36.73	-23.73	 <table border="1" data-bbox="893 645 1356 728"> <thead> <tr> <th>Start [Hz]</th> <th>Stop [Hz]</th> <th>RBW [Hz]</th> <th>Freq [Hz]</th> <th>PwrAbs [dBm]</th> <th>ΔLimit [dB]</th> </tr> </thead> <tbody> <tr> <td>30.000 M</td> <td>5.000 G</td> <td>1.00 M</td> <td>114.870000 M</td> <td>-41.82</td> <td>-28.82</td> </tr> <tr> <td>1.000 G</td> <td>1.845 G</td> <td>1.00 M</td> <td>1.844578 G</td> <td>-28.02</td> <td>-15.02</td> </tr> <tr> <td>1.915 G</td> <td>3.000 G</td> <td>1.00 M</td> <td>2.924593 G</td> <td>-39.80</td> <td>-26.80</td> </tr> <tr> <td>3.000 G</td> <td>7.000 G</td> <td>1.00 M</td> <td>3.003000 G</td> <td>-37.17</td> <td>-24.17</td> </tr> <tr> <td>7.000 G</td> <td>13.600 G</td> <td>1.00 M</td> <td>10.235650 G</td> <td>-35.27</td> <td>-22.27</td> </tr> <tr> <td>13.600 G</td> <td>19.100 G</td> <td>1.00 M</td> <td>15.328750 G</td> <td>-25.38</td> <td>-12.38</td> </tr> </tbody> </table> <p>Date: 18.AUG.2022 11:10:46</p>	Start [Hz]	Stop [Hz]	RBW [Hz]	Freq [Hz]	PwrAbs [dBm]	ΔLimit [dB]	30.000 M	5.000 G	1.00 M	114.870000 M	-41.82	-28.82	1.000 G	1.845 G	1.00 M	1.844578 G	-28.02	-15.02	1.915 G	3.000 G	1.00 M	2.924593 G	-39.80	-26.80	3.000 G	7.000 G	1.00 M	3.003000 G	-37.17	-24.17	7.000 G	13.600 G	1.00 M	10.235650 G	-35.27	-22.27	13.600 G	19.100 G	1.00 M	15.328750 G	-25.38	-12.38
Start [Hz]	Stop [Hz]	RBW [Hz]	Freq [Hz]	PwrAbs [dBm]	ΔLimit [dB]																																																																										
30.000 M	820.000 M	1.00 M	816.210000 M	-28.04	-23.73																																																																										
855.000 M	1.000 G	1.00 M	882.405000 M	-42.99	-29.99																																																																										
1.000 G	3.000 G	1.00 M	2.084500 G	-42.45	-28.45																																																																										
3.000 G	7.000 G	1.00 M	4.084000 G	-39.05	-26.05																																																																										
7.000 G	9.000 G	1.00 M	8.125500 G	-36.73	-23.73																																																																										
Start [Hz]	Stop [Hz]	RBW [Hz]	Freq [Hz]	PwrAbs [dBm]	ΔLimit [dB]																																																																										
30.000 M	5.000 G	1.00 M	114.870000 M	-41.82	-28.82																																																																										
1.000 G	1.845 G	1.00 M	1.844578 G	-28.02	-15.02																																																																										
1.915 G	3.000 G	1.00 M	2.924593 G	-39.80	-26.80																																																																										
3.000 G	7.000 G	1.00 M	3.003000 G	-37.17	-24.17																																																																										
7.000 G	13.600 G	1.00 M	10.235650 G	-35.27	-22.27																																																																										
13.600 G	19.100 G	1.00 M	15.328750 G	-25.38	-12.38																																																																										
Middle Channel	Middle Channel																																																																														
 <table border="1" data-bbox="239 1160 702 1243"> <thead> <tr> <th>Start [Hz]</th> <th>Stop [Hz]</th> <th>RBW [Hz]</th> <th>Freq [Hz]</th> <th>PwrAbs [dBm]</th> <th>ΔLimit [dB]</th> </tr> </thead> <tbody> <tr> <td>30.000 M</td> <td>820.000 M</td> <td>1.00 M</td> <td>818.202500 M</td> <td>-42.97</td> <td>-29.97</td> </tr> <tr> <td>855.000 M</td> <td>1.000 G</td> <td>1.00 M</td> <td>962.227000 M</td> <td>-43.40</td> <td>-30.40</td> </tr> <tr> <td>1.000 G</td> <td>3.000 G</td> <td>1.00 M</td> <td>1.000000 G</td> <td>-41.28</td> <td>-28.28</td> </tr> <tr> <td>3.000 G</td> <td>7.000 G</td> <td>1.00 M</td> <td>5.238000 G</td> <td>-38.57</td> <td>-25.57</td> </tr> <tr> <td>7.000 G</td> <td>9.000 G</td> <td>1.00 M</td> <td>8.365500 G</td> <td>-36.78</td> <td>-23.78</td> </tr> </tbody> </table> <p>Date: 18.AUG.2022 10:26:19</p>	Start [Hz]	Stop [Hz]	RBW [Hz]	Freq [Hz]	PwrAbs [dBm]	ΔLimit [dB]	30.000 M	820.000 M	1.00 M	818.202500 M	-42.97	-29.97	855.000 M	1.000 G	1.00 M	962.227000 M	-43.40	-30.40	1.000 G	3.000 G	1.00 M	1.000000 G	-41.28	-28.28	3.000 G	7.000 G	1.00 M	5.238000 G	-38.57	-25.57	7.000 G	9.000 G	1.00 M	8.365500 G	-36.78	-23.78	 <table border="1" data-bbox="893 1160 1356 1243"> <thead> <tr> <th>Start [Hz]</th> <th>Stop [Hz]</th> <th>RBW [Hz]</th> <th>Freq [Hz]</th> <th>PwrAbs [dBm]</th> <th>ΔLimit [dB]</th> </tr> </thead> <tbody> <tr> <td>30.000 M</td> <td>5.000 G</td> <td>1.00 M</td> <td>140.580000 M</td> <td>-40.95</td> <td>-27.95</td> </tr> <tr> <td>1.000 G</td> <td>3.845 G</td> <td>1.00 M</td> <td>3.008000 G</td> <td>-43.87</td> <td>-30.87</td> </tr> <tr> <td>1.915 G</td> <td>3.000 G</td> <td>1.00 M</td> <td>2.990778 G</td> <td>-39.77</td> <td>-26.77</td> </tr> <tr> <td>3.000 G</td> <td>7.000 G</td> <td>1.00 M</td> <td>3.596000 G</td> <td>-37.58</td> <td>-24.58</td> </tr> <tr> <td>7.000 G</td> <td>13.600 G</td> <td>1.00 M</td> <td>10.234670 G</td> <td>-34.64</td> <td>-21.64</td> </tr> <tr> <td>13.600 G</td> <td>19.100 G</td> <td>1.00 M</td> <td>15.272000 G</td> <td>-25.86</td> <td>-12.86</td> </tr> </tbody> </table> <p>Date: 18.AUG.2022 11:11:43</p>	Start [Hz]	Stop [Hz]	RBW [Hz]	Freq [Hz]	PwrAbs [dBm]	ΔLimit [dB]	30.000 M	5.000 G	1.00 M	140.580000 M	-40.95	-27.95	1.000 G	3.845 G	1.00 M	3.008000 G	-43.87	-30.87	1.915 G	3.000 G	1.00 M	2.990778 G	-39.77	-26.77	3.000 G	7.000 G	1.00 M	3.596000 G	-37.58	-24.58	7.000 G	13.600 G	1.00 M	10.234670 G	-34.64	-21.64	13.600 G	19.100 G	1.00 M	15.272000 G	-25.86	-12.86
Start [Hz]	Stop [Hz]	RBW [Hz]	Freq [Hz]	PwrAbs [dBm]	ΔLimit [dB]																																																																										
30.000 M	820.000 M	1.00 M	818.202500 M	-42.97	-29.97																																																																										
855.000 M	1.000 G	1.00 M	962.227000 M	-43.40	-30.40																																																																										
1.000 G	3.000 G	1.00 M	1.000000 G	-41.28	-28.28																																																																										
3.000 G	7.000 G	1.00 M	5.238000 G	-38.57	-25.57																																																																										
7.000 G	9.000 G	1.00 M	8.365500 G	-36.78	-23.78																																																																										
Start [Hz]	Stop [Hz]	RBW [Hz]	Freq [Hz]	PwrAbs [dBm]	ΔLimit [dB]																																																																										
30.000 M	5.000 G	1.00 M	140.580000 M	-40.95	-27.95																																																																										
1.000 G	3.845 G	1.00 M	3.008000 G	-43.87	-30.87																																																																										
1.915 G	3.000 G	1.00 M	2.990778 G	-39.77	-26.77																																																																										
3.000 G	7.000 G	1.00 M	3.596000 G	-37.58	-24.58																																																																										
7.000 G	13.600 G	1.00 M	10.234670 G	-34.64	-21.64																																																																										
13.600 G	19.100 G	1.00 M	15.272000 G	-25.86	-12.86																																																																										
Highest Channel	Highest Channel																																																																														
 <table border="1" data-bbox="239 1675 702 1758"> <thead> <tr> <th>Start [Hz]</th> <th>Stop [Hz]</th> <th>RBW [Hz]</th> <th>Freq [Hz]</th> <th>PwrAbs [dBm]</th> <th>ΔLimit [dB]</th> </tr> </thead> <tbody> <tr> <td>30.000 M</td> <td>820.000 M</td> <td>1.00 M</td> <td>804.002000 M</td> <td>-44.86</td> <td>-31.86</td> </tr> <tr> <td>855.000 M</td> <td>1.000 G</td> <td>1.00 M</td> <td>901.690000 M</td> <td>-43.22</td> <td>-30.22</td> </tr> <tr> <td>1.000 G</td> <td>3.000 G</td> <td>1.00 M</td> <td>2.097000 G</td> <td>-42.60</td> <td>-29.60</td> </tr> <tr> <td>3.000 G</td> <td>7.000 G</td> <td>1.00 M</td> <td>4.086000 G</td> <td>-39.18</td> <td>-26.18</td> </tr> <tr> <td>7.000 G</td> <td>9.000 G</td> <td>1.00 M</td> <td>7.915500 G</td> <td>-36.34</td> <td>-23.34</td> </tr> </tbody> </table> <p>Date: 18.AUG.2022 10:27:36</p>	Start [Hz]	Stop [Hz]	RBW [Hz]	Freq [Hz]	PwrAbs [dBm]	ΔLimit [dB]	30.000 M	820.000 M	1.00 M	804.002000 M	-44.86	-31.86	855.000 M	1.000 G	1.00 M	901.690000 M	-43.22	-30.22	1.000 G	3.000 G	1.00 M	2.097000 G	-42.60	-29.60	3.000 G	7.000 G	1.00 M	4.086000 G	-39.18	-26.18	7.000 G	9.000 G	1.00 M	7.915500 G	-36.34	-23.34	 <table border="1" data-bbox="893 1675 1356 1758"> <thead> <tr> <th>Start [Hz]</th> <th>Stop [Hz]</th> <th>RBW [Hz]</th> <th>Freq [Hz]</th> <th>PwrAbs [dBm]</th> <th>ΔLimit [dB]</th> </tr> </thead> <tbody> <tr> <td>30.000 M</td> <td>5.000 G</td> <td>1.00 M</td> <td>168.750000 M</td> <td>-40.25</td> <td>-27.25</td> </tr> <tr> <td>1.000 G</td> <td>1.845 G</td> <td>1.00 M</td> <td>1.109850 G</td> <td>-41.35</td> <td>-28.35</td> </tr> <tr> <td>1.915 G</td> <td>3.000 G</td> <td>1.00 M</td> <td>1.933582 G</td> <td>-27.58</td> <td>-14.58</td> </tr> <tr> <td>3.000 G</td> <td>7.000 G</td> <td>1.00 M</td> <td>3.605000 G</td> <td>-37.64</td> <td>-24.64</td> </tr> <tr> <td>7.000 G</td> <td>13.600 G</td> <td>1.00 M</td> <td>10.221625 G</td> <td>-35.23</td> <td>-22.23</td> </tr> <tr> <td>13.600 G</td> <td>19.100 G</td> <td>1.00 M</td> <td>13.923500 G</td> <td>-25.79</td> <td>-12.79</td> </tr> </tbody> </table> <p>Date: 18.AUG.2022 11:12:50</p>	Start [Hz]	Stop [Hz]	RBW [Hz]	Freq [Hz]	PwrAbs [dBm]	ΔLimit [dB]	30.000 M	5.000 G	1.00 M	168.750000 M	-40.25	-27.25	1.000 G	1.845 G	1.00 M	1.109850 G	-41.35	-28.35	1.915 G	3.000 G	1.00 M	1.933582 G	-27.58	-14.58	3.000 G	7.000 G	1.00 M	3.605000 G	-37.64	-24.64	7.000 G	13.600 G	1.00 M	10.221625 G	-35.23	-22.23	13.600 G	19.100 G	1.00 M	13.923500 G	-25.79	-12.79
Start [Hz]	Stop [Hz]	RBW [Hz]	Freq [Hz]	PwrAbs [dBm]	ΔLimit [dB]																																																																										
30.000 M	820.000 M	1.00 M	804.002000 M	-44.86	-31.86																																																																										
855.000 M	1.000 G	1.00 M	901.690000 M	-43.22	-30.22																																																																										
1.000 G	3.000 G	1.00 M	2.097000 G	-42.60	-29.60																																																																										
3.000 G	7.000 G	1.00 M	4.086000 G	-39.18	-26.18																																																																										
7.000 G	9.000 G	1.00 M	7.915500 G	-36.34	-23.34																																																																										
Start [Hz]	Stop [Hz]	RBW [Hz]	Freq [Hz]	PwrAbs [dBm]	ΔLimit [dB]																																																																										
30.000 M	5.000 G	1.00 M	168.750000 M	-40.25	-27.25																																																																										
1.000 G	1.845 G	1.00 M	1.109850 G	-41.35	-28.35																																																																										
1.915 G	3.000 G	1.00 M	1.933582 G	-27.58	-14.58																																																																										
3.000 G	7.000 G	1.00 M	3.605000 G	-37.64	-24.64																																																																										
7.000 G	13.600 G	1.00 M	10.221625 G	-35.23	-22.23																																																																										
13.600 G	19.100 G	1.00 M	13.923500 G	-25.79	-12.79																																																																										



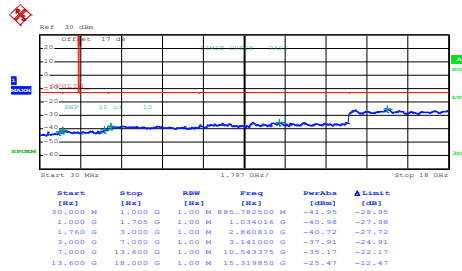
WCDMA Band IV (RMC 12.2Kbps)

Lowest Channel



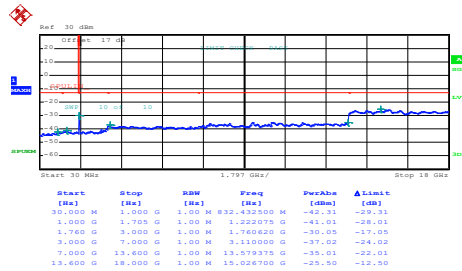
Date: 18.AUG.2022 10:51:32

Middle Channel



Date: 18.AUG.2022 10:53:08

Highest Channel



Date: 18.AUG.2022 10:54:23



Frequency Stability

Test Conditions	Middle Channel	WCDMA Band V (RMC 12.2Kbps)	Limit Note 2.
Temperature (°C)	Voltage (Volt)	Deviation (ppm)	Result
50	Normal Voltage	0.0024	PASS
40	Normal Voltage	0.0120	
30	Normal Voltage	0.0108	
20(Ref.)	Normal Voltage	0.0000	
10	Normal Voltage	0.0108	
0	Normal Voltage	0.0120	
-10	Normal Voltage	0.0132	
-20	Normal Voltage	0.0012	
-30	Normal Voltage	0.0024	
20	Maximum Voltage	0.0012	
20	Normal Voltage	0.0000	
20	Battery End Point	0.0012	

Test Conditions	Middle Channel	WCDMA Band II (RMC 12.2Kbps)	Limit Note 2.
Temperature (°C)	Voltage (Volt)	Deviation (ppm)	Result
50	Normal Voltage	0.0016	PASS
40	Normal Voltage	0.0005	
30	Normal Voltage	0.0000	
20(Ref.)	Normal Voltage	0.0000	
10	Normal Voltage	0.0016	
0	Normal Voltage	0.0011	
-10	Normal Voltage	0.0021	
-20	Normal Voltage	0.0016	
-30	Normal Voltage	0.0011	
20	Maximum Voltage	0.0005	
20	Normal Voltage	0.0000	
20	Battery End Point	0.0011	



Test Conditions	Middle Channel	WCDMA Band IV (RMC 12.2Kbps)	Limit Note 2.
Temperature (°C)	Voltage (Volt)	Deviation (ppm)	Result
50	Normal Voltage	0.0098	PASS
40	Normal Voltage	0.0023	
30	Normal Voltage	0.0017	
20(Ref.)	Normal Voltage	0.0000	
10	Normal Voltage	0.0133	
0	Normal Voltage	0.0167	
-10	Normal Voltage	0.0133	
-20	Normal Voltage	0.0104	
-30	Normal Voltage	0.0133	
20	Maximum Voltage	0.0012	
20	Normal Voltage	0.0000	
20	Battery End Point	0.0006	

**Note:**

1. Normal Voltage = 4.05V. ; Battery End Point (BEP) = 3.85 V. ; Maximum Voltage =4.35 V
2. The frequency fundamental emissions stay within the authorized frequency block.



Appendix B. Test Results of Radiated Test

GPRS 850

GPRS 850									
Channel	Frequency ( MHz )	ERP ( dBm )	Limit ( dBm )	Margin ( dB )	SPA Reading (dBm)	S.G. Power ( dBm )	TX Cable loss ( dB )	TX Antenna Gain (dBi)	Polarization (H/V)
Lowest	1649	-58.95	-13	-45.95	-70.66	-65.36	0.81	9.37	H
	2474	-56.02	-13	-43.02	-70.76	-63.16	1.08	10.37	H
	3298	-53.37	-13	-40.37	-71.22	-62.15	1.11	12.04	H
									H
									H
									H
	1649	-59.25	-13	-46.25	-70.88	-65.66	0.81	9.37	V
	2474	-56.13	-13	-43.13	-70.91	-63.27	1.08	10.37	V
	3298	-53.19	-13	-40.19	-71.34	-61.97	1.11	12.04	V
									V
									V
									V
Middle	1672	-59.07	-13	-46.07	-70.81	-65.56	0.81	9.45	H
	2509	-56.54	-13	-43.54	-71.35	-63.83	1.11	10.55	H
	3345	-52.99	-13	-39.99	-70.9	-62.03	1.10	12.30	H
									H
									H
									H
	1672	-59.16	-13	-46.16	-70.86	-65.65	0.81	9.45	V
	2509	-56.32	-13	-43.32	-71.19	-63.61	1.11	10.55	V
	3345	-53.34	-13	-40.34	-71.56	-62.38	1.10	12.30	V
									V
									V
									V



Highest	1696	-59.05	-13	-46.05	-70.82	-65.62	0.81	9.54	H
	2544	-55.96	-13	-42.96	-71.05	-63.44	1.09	10.72	H
	3393	-53.08	-13	-40.08	-71.05	-62.39	1.10	12.56	H
									H
									H
									H
									H
	1696	-59.27	-13	-46.27	-71.04	-65.84	0.81	9.54	V
	2544	-56.08	-13	-43.08	-71.25	-63.56	1.09	10.72	V
	3393	-52.99	-13	-39.99	-71.27	-62.30	1.10	12.56	V
									V
									V
									V
									V

**Remark:** Spurious emissions within 30-1000MHz were found more than 20dB below limit line.





**EDGE 850**

EDGE 850									
Channel	Frequency ( MHz )	ERP ( dBm )	Limit ( dBm )	Margin ( dB )	SPA Reading (dBm)	S.G. Power ( dBm )	TX Cable loss ( dB )	TX Antenna Gain (dBi)	Polarization (H/V)
Lowest	1649	-59.15	-13	-46.15	-70.86	-65.56	0.81	9.37	H
	2474	-56.21	-13	-43.21	-70.94	-63.35	1.08	10.37	H
	3298	-53.44	-13	-40.44	-71.29	-62.22	1.11	12.04	H
									H
									H
									H
									H
	1649	-59.17	-13	-46.17	-70.8	-65.58	0.81	9.37	V
	2474	-56.05	-13	-43.05	-70.83	-63.19	1.08	10.37	V
	3298	-52.92	-13	-39.92	-71.07	-61.70	1.11	12.04	V
									V
									V
									V
									V
Middle	1672	-59.01	-13	-46.01	-70.75	-65.50	0.81	9.45	H
	2509	-55.86	-13	-42.86	-70.67	-63.15	1.11	10.55	H
	3345	-53.58	-13	-40.58	-71.49	-62.62	1.10	12.30	H
									H
									H
									H
									H
	1672	-59.04	-13	-46.04	-70.74	-65.53	0.81	9.45	V
	2509	-55.92	-13	-42.92	-70.79	-63.21	1.11	10.55	V
	3345	-53.10	-13	-40.10	-71.32	-62.14	1.10	12.30	V
									V
									V
									V
									V
								V	



Highest	1696	-59.14	-13	-46.14	-70.91	-65.71	0.81	9.54	H
	2544	-56.22	-13	-43.22	-71.31	-63.70	1.09	10.72	H
	3393	-52.94	-13	-39.94	-70.91	-62.25	1.10	12.56	H
									H
									H
									H
									H
	1696	-58.48	-13	-45.48	-70.25	-65.05	0.81	9.54	V
	2544	-55.64	-13	-42.64	-70.81	-63.12	1.09	10.72	V
	3393	-52.99	-13	-39.99	-71.27	-62.30	1.10	12.56	V
									V
									V
									V
									V

Remark: Spurious emissions within 30-1000MHz were found more than 20dB below limit line.



**WCDMA 850**

WCDMA 850									
Channel	Frequency ( MHz )	ERP ( dBm )	Limit ( dBm )	Margin ( dB )	SPA Reading (dBm)	S.G. Power ( dBm )	TX Cable loss ( dB )	TX Antenna Gain (dBi)	Polarization (H/V)
Lowest	1656	-58.46	-13	-45.46	-70.18	-64.90	0.81	9.40	H
	2479	-55.74	-13	-42.74	-70.48	-62.90	1.09	10.40	H
	3305	-53.49	-13	-40.49	-71.35	-62.31	1.10	12.08	H
									H
									H
									H
									H
	1656	-56.17	-13	-43.17	-67.82	-62.61	0.81	9.40	V
	2479	-55.42	-13	-42.42	-71.21	-62.58	1.09	10.40	V
	3305	-53.60	-13	-40.60	-71.76	-62.42	1.10	12.08	V
									V
									V
									V
									V
Middle	1672	-58.90	-13	-45.90	-70.64	-65.39	0.81	9.45	H
	2509	-56.41	-13	-43.41	-71.22	-63.70	1.11	10.55	H
	3345	-53.63	-13	-40.63	-71.54	-62.67	1.10	12.30	H
									H
									H
									H
									H
	1672	-59.13	-13	-46.13	-70.83	-65.62	0.81	9.45	V
	2509	-56.05	-13	-43.05	-70.92	-63.34	1.11	10.55	V
	3345	-52.97	-13	-39.97	-71.19	-62.01	1.10	12.30	V
									V
									V
									V
									V



Highest	1696	-58.90	-13	-45.90	-70.67	-65.47	0.81	9.54	H
	2539	-55.54	-13	-42.54	-70.63	-62.99	1.09	10.70	H
	3386	-53.37	-13	-40.37	-71.32	-62.64	1.10	12.52	H
									H
									H
									H
									H
	1696	-58.97	-13	-45.97	-70.74	-65.54	0.81	9.54	V
	2539	-55.80	-13	-42.80	-70.97	-63.25	1.09	10.70	V
	3386	-53.12	-13	-40.12	-71.39	-62.39	1.10	12.52	V
									V
									V
									V
									V

**Remark:** Spurious emissions within 30-1000MHz were found more than 20dB below limit line.



**GPRS 1900**

GPRS 1900									
Channel	Frequency ( MHz )	EIRP ( dBm )	Limit ( dBm )	Margin ( dB )	SPA Reading (dBm)	S.G. Power ( dBm )	TX Cable loss ( dB )	TX Antenna Gain (dBi)	Polarization (H/V)
Lowest	3700	-51.69	-13	-38.69	-71.38	-62.56	1.23	12.10	H
	5550	-48.32	-13	-35.32	-72.51	-59.89	1.58	13.15	H
	7400	-42.12	-13	-29.12	-72.41	-51.58	1.94	11.40	H
									H
									H
									H
									H
	3700	-51.56	-13	-38.56	-71.51	-62.43	1.23	12.10	V
	5550	-45.12	-13	-32.12	-72	-56.69	1.58	13.15	V
	7400	-42.12	-13	-29.12	-72.51	-51.58	1.94	11.40	V
									V
									V
									V
									V
Middle	3760	-51.52	-13	-38.52	-71.17	-62.52	1.16	12.16	H
	5640	-47.70	-13	-34.70	-71.88	-59.46	1.48	13.24	H
	7520	-42.20	-13	-29.20	-72.2	-51.57	1.91	11.28	H
									H
									H
									H
									H
	3760	-50.99	-13	-37.99	-70.94	-61.99	1.16	12.16	V
	5640	-45.20	-13	-32.20	-72.12	-56.96	1.48	13.24	V
	7520	-42.43	-13	-29.43	-72.56	-51.80	1.91	11.28	V
									V
									V
									V
									V



Highest	3819	-51.53	-13	-38.53	-71.28	-62.61	1.16	12.24	H
	5729	-48.06	-13	-35.06	-72.34	-60.00	1.38	13.33	H
	7639	-42.77	-13	-29.77	-72.77	-52.50	1.89	11.62	H
									H
									H
									H
									H
	3819	-50.92	-13	-37.92	-70.97	-62.00	1.16	12.24	V
	5729	-45.37	-13	-32.37	-72.09	-57.31	1.38	13.33	V
	7639	-42.36	-13	-29.36	-72.56	-52.09	1.89	11.62	V
									V
									V
									V
									V

Remark: Spurious emissions within 30-1000MHz were found more than 20dB below limit line.



**EDGE 1900**

EDGE 1900									
Channel	Frequency ( MHz )	EIRP ( dBm )	Limit ( dBm )	Margin ( dB )	SPA Reading (dBm)	S.G. Power ( dBm )	TX Cable loss ( dB )	TX Antenna Gain (dBi)	Polarization (H/V)
Lowest	3700	-51.62	-13	-38.62	-71.31	-62.49	1.23	12.10	H
	5550	-48.22	-13	-35.22	-72.41	-59.79	1.58	13.15	H
	7400	-42.08	-13	-29.08	-72.37	-51.54	1.94	11.40	H
									H
									H
									H
									H
	3700	-51.30	-13	-38.30	-71.25	-62.17	1.23	12.10	V
	5550	-45.52	-13	-32.52	-72.4	-57.09	1.58	13.15	V
	7400	-42.08	-13	-29.08	-72.46	-51.54	1.94	11.40	V
									V
									V
									V
									V
Middle	3760	-51.44	-13	-38.44	-71.1	-62.44	1.16	12.16	H
	5640	-46.82	-13	-33.82	-71	-58.58	1.48	13.24	H
	7520	-42.08	-13	-29.08	-72.08	-51.45	1.91	11.28	H
									H
									H
									H
									H
	3760	-50.70	-13	-37.70	-70.65	-61.70	1.16	12.16	V
	5640	-45.21	-13	-32.21	-72.13	-56.97	1.48	13.24	V
	7520	-42.07	-13	-29.07	-72.2	-51.44	1.91	11.28	V
									V
									V
									V
									V



Highest	3819	-51.53	-13	-38.53	-71.25	-62.61	1.16	12.24	H
	5729	-48.22	-13	-35.22	-72.49	-60.16	1.38	13.33	H
	7639	-42.59	-13	-29.59	-72.59	-52.32	1.89	11.62	H
									H
									H
									H
									H
	3819	-51.13	-13	-38.13	-71.17	-62.21	1.16	12.24	V
	5729	-45.02	-13	-32.02	-71.74	-56.96	1.38	13.33	V
	7639	-42.43	-13	-29.43	-72.63	-52.16	1.89	11.62	V
									V
									V
									V
									V

**Remark:** Spurious emissions within 30-1000MHz were found more than 20dB below limit line.





**WCDMA 1900**

WCDMA 1900									
Channel	Frequency ( MHz )	EIRP ( dBm )	Limit ( dBm )	Margin ( dB )	SPA Reading (dBm)	S.G. Power ( dBm )	TX Cable loss ( dB )	TX Antenna Gain (dBi)	Polarization (H/V)
Lowest	3700	-51.13	-13	-38.13	-70.82	-62.00	1.23	12.10	H
	5550	-47.93	-13	-34.93	-72.12	-59.50	1.58	13.15	H
	7400	-41.27	-13	-28.27	-71.56	-50.73	1.94	11.40	H
									H
									H
									H
									H
	3700	-50.89	-13	-37.89	-70.84	-61.76	1.23	12.10	V
	5550	-45.21	-13	-32.21	-72.09	-56.78	1.58	13.15	V
	7400	-41.76	-13	-28.76	-72.15	-51.22	1.94	11.40	V
									V
									V
									V
									V
Middle	3760	-51.07	-13	-38.07	-70.73	-62.07	1.16	12.16	H
	5640	-47.31	-13	-34.31	-71.49	-59.07	1.48	13.24	H
	7520	-41.77	-13	-28.77	-71.77	-51.14	1.91	11.28	H
									H
									H
									H
									H
	3760	-50.73	-13	-37.73	-70.68	-61.73	1.16	12.16	V
	5640	-44.76	-13	-31.76	-71.68	-56.52	1.48	13.24	V
	7520	-41.58	-13	-28.58	-71.71	-50.95	1.91	11.28	V
									V
									V
									V
									V



Highest	3819	-51.09	-13	-38.09	-70.82	-62.17	1.16	12.24	H
	5729	-47.98	-13	-34.98	-72.26	-59.92	1.38	13.33	H
	7639	-42.34	-13	-29.34	-72.34	-52.07	1.89	11.62	H
									H
									H
									H
									H
	3819	-50.96	-13	-37.96	-71	-62.04	1.16	12.24	V
	5729	-44.71	-13	-31.71	-71.43	-56.65	1.38	13.33	V
	7639	-42.09	-13	-29.09	-72.29	-51.82	1.89	11.62	V
									V
									V
									V
									V

Remark: Spurious emissions within 30-1000MHz were found more than 20dB below limit line.



**WCDMA 1700**

WCDMA 1700									
Channel	Frequency ( MHz )	EIRP ( dBm )	Limit ( dBm )	Margin ( dB )	SPA Reading (dBm)	S.G. Power ( dBm )	TX Cable loss ( dB )	TX Antenna Gain (dBi)	Polarization (H/V)
Lowest	3424	-51.64	-13	-38.64	-70.75	-63.05	1.14	12.55	H
	5137	-48.87	-13	-35.87	-72.18	-60.24	1.30	12.67	H
	6849	-44.22	-13	-31.22	-72.55	-54.78	1.85	12.40	H
									H
									H
									H
									H
	3424	-51.78	-13	-38.78	-70.98	-63.19	1.14	12.55	V
	5137	-48.31	-13	-35.31	-72.03	-59.68	1.30	12.67	V
	6849	-43.04	-13	-30.04	-72.09	-53.60	1.85	12.40	V
									V
									V
									V
									V
Middle	3465	-46.02	-13	-33.02	-65.67	-57.28	1.21	12.47	H
	5197	-49.25	-13	-36.25	-72.26	-60.67	1.28	12.70	H
	6930	-43.56	-13	-30.56	-72.02	-53.80	1.84	12.08	H
									H
									H
									H
									H
	3465	-51.45	-13	-38.45	-70.93	-62.71	1.21	12.47	V
	5197	-47.97	-13	-34.97	-71.97	-59.39	1.28	12.70	V
	6930	-43.11	-13	-30.11	-71.96	-53.35	1.84	12.08	V
									V
									V
									V
									V



Highest	3505	-51.18	-13	-38.18	-71.38	-62.29	1.27	12.38	H
	5257	-48.92	-13	-35.92	-72.36	-60.39	1.40	12.87	H
	7010	-43.25	-13	-30.25	-71.85	-53.18	1.84	11.78	H
									H
									H
									H
									H
	3505	-51.67	-13	-38.67	-71.4	-62.78	1.27	12.38	V
	5257	-47.37	-13	-34.37	-72.03	-58.84	1.40	12.87	V
	7010	-43.23	-13	-30.23	-71.94	-53.16	1.84	11.78	V
									V
									V
									V
									V

Remark: Spurious emissions within 30-1000MHz were found more than 20dB below limit line.