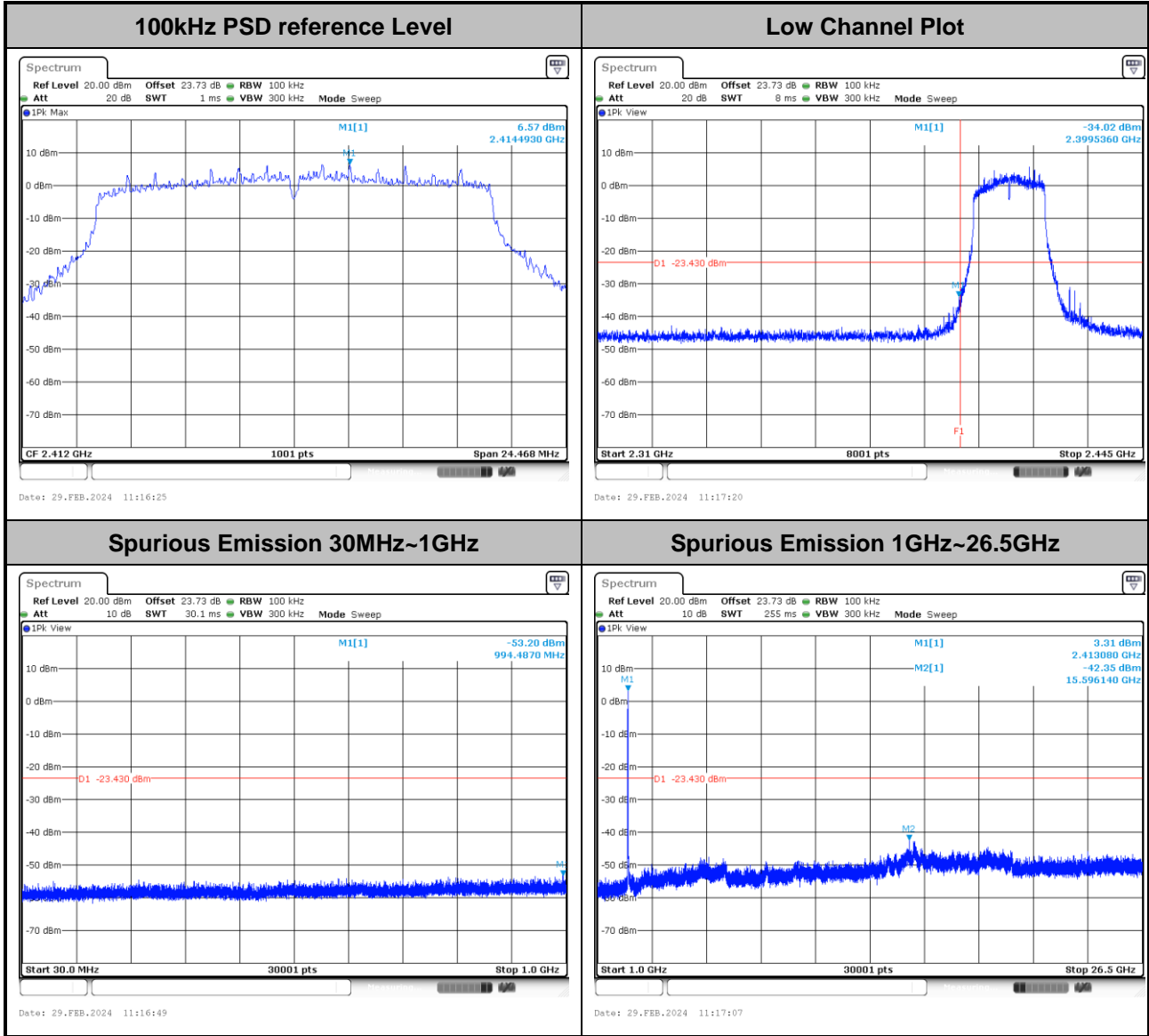


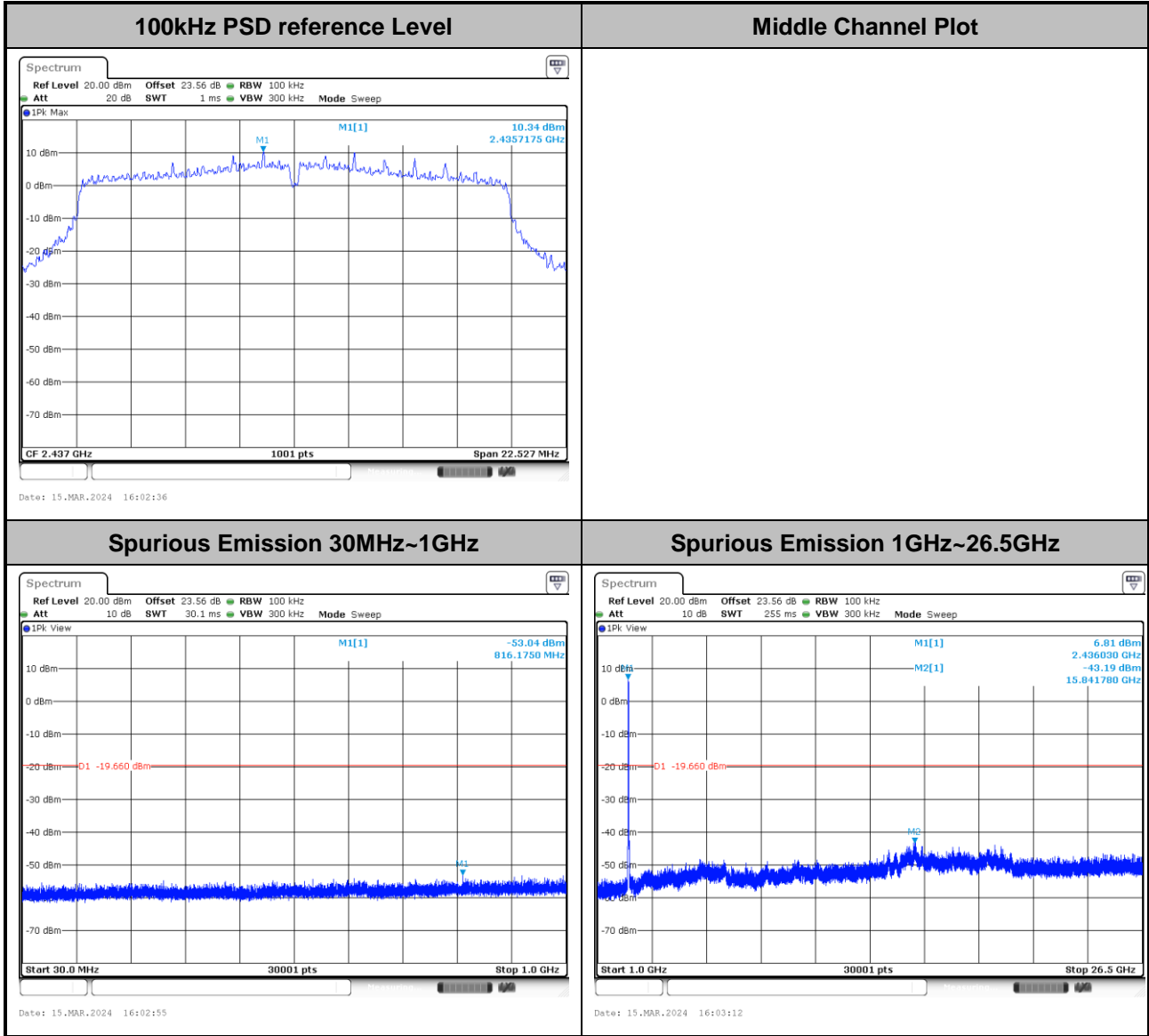


Test Mode :	802.11ac VHT20	Test Channel :	01
--------------------	----------------	-----------------------	----



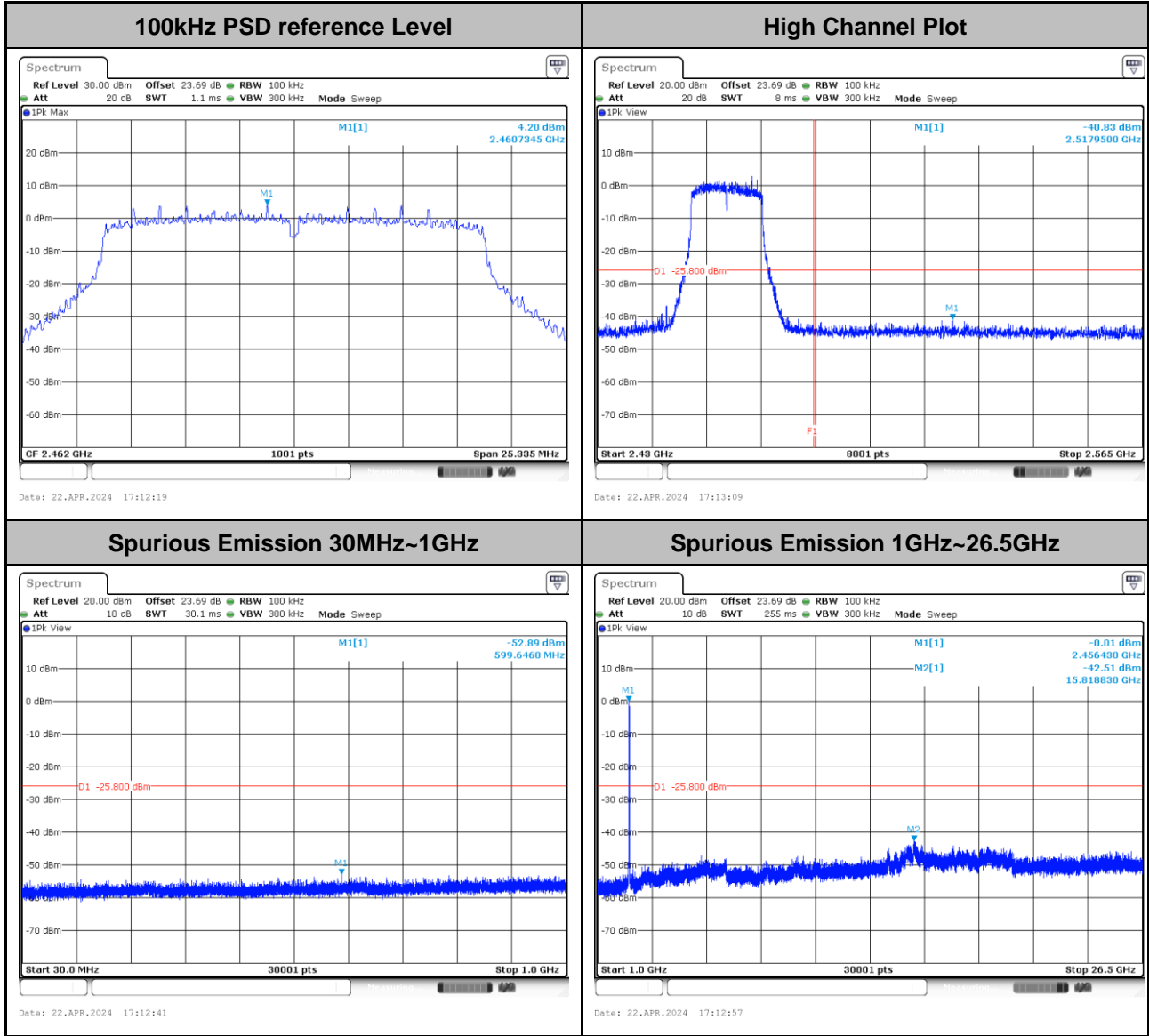


Test Mode :	802.11ac VHT20	Test Channel :	06
-------------	----------------	----------------	----



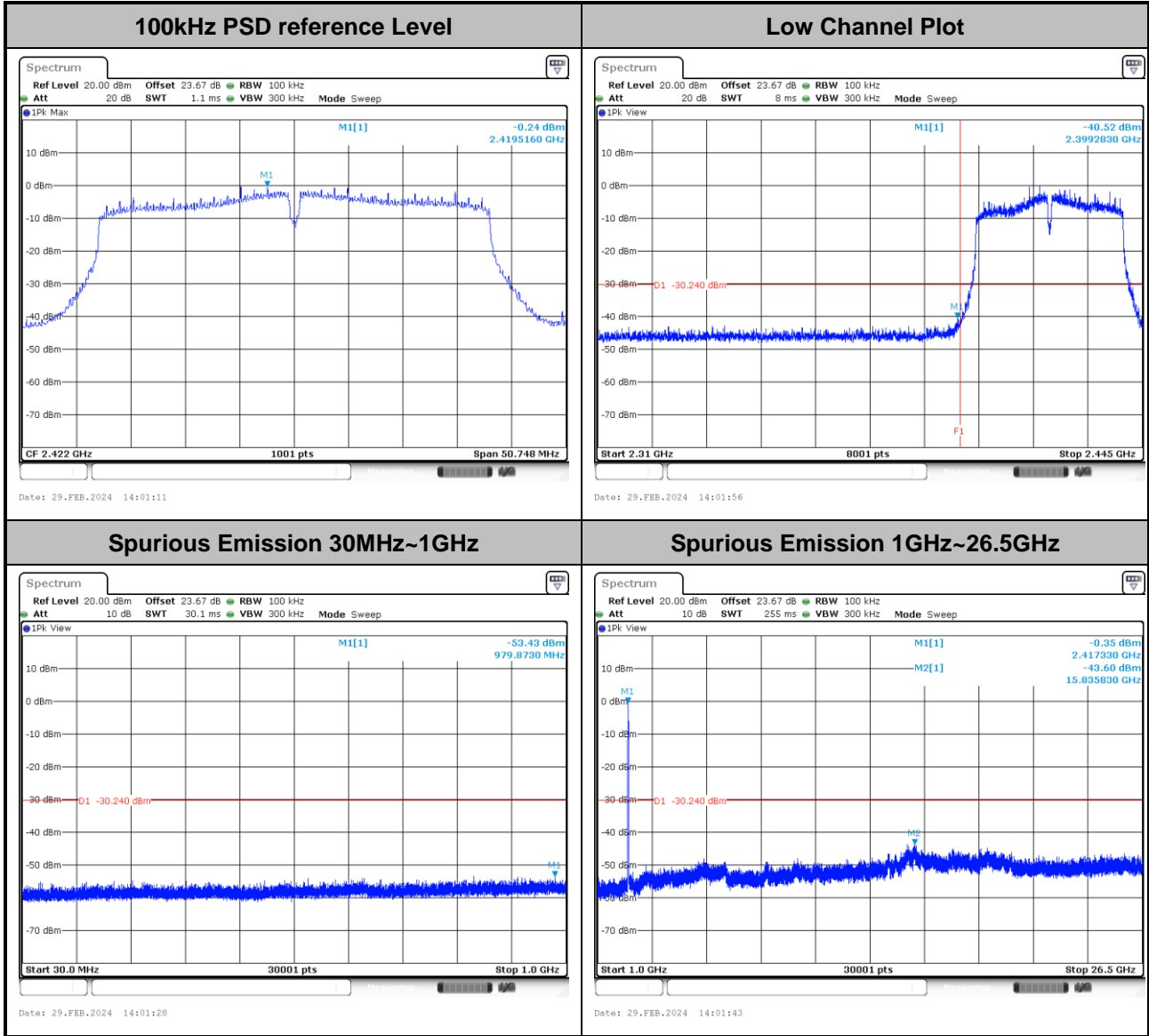


Test Mode :	802.11ac VHT20	Test Channel :	11
-------------	----------------	----------------	----



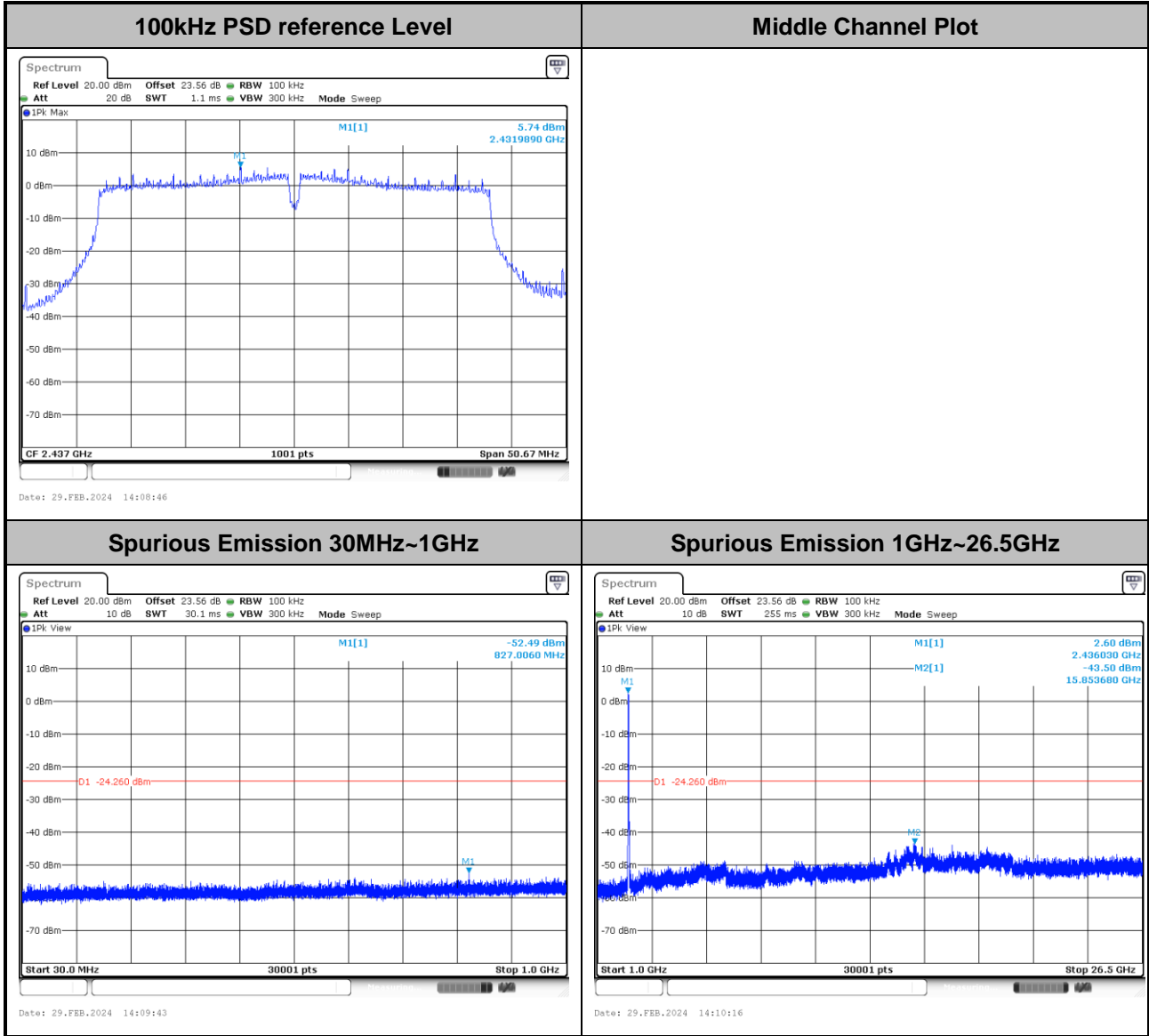


Test Mode :	802.11ac VHT40	Test Channel :	03
-------------	----------------	----------------	----



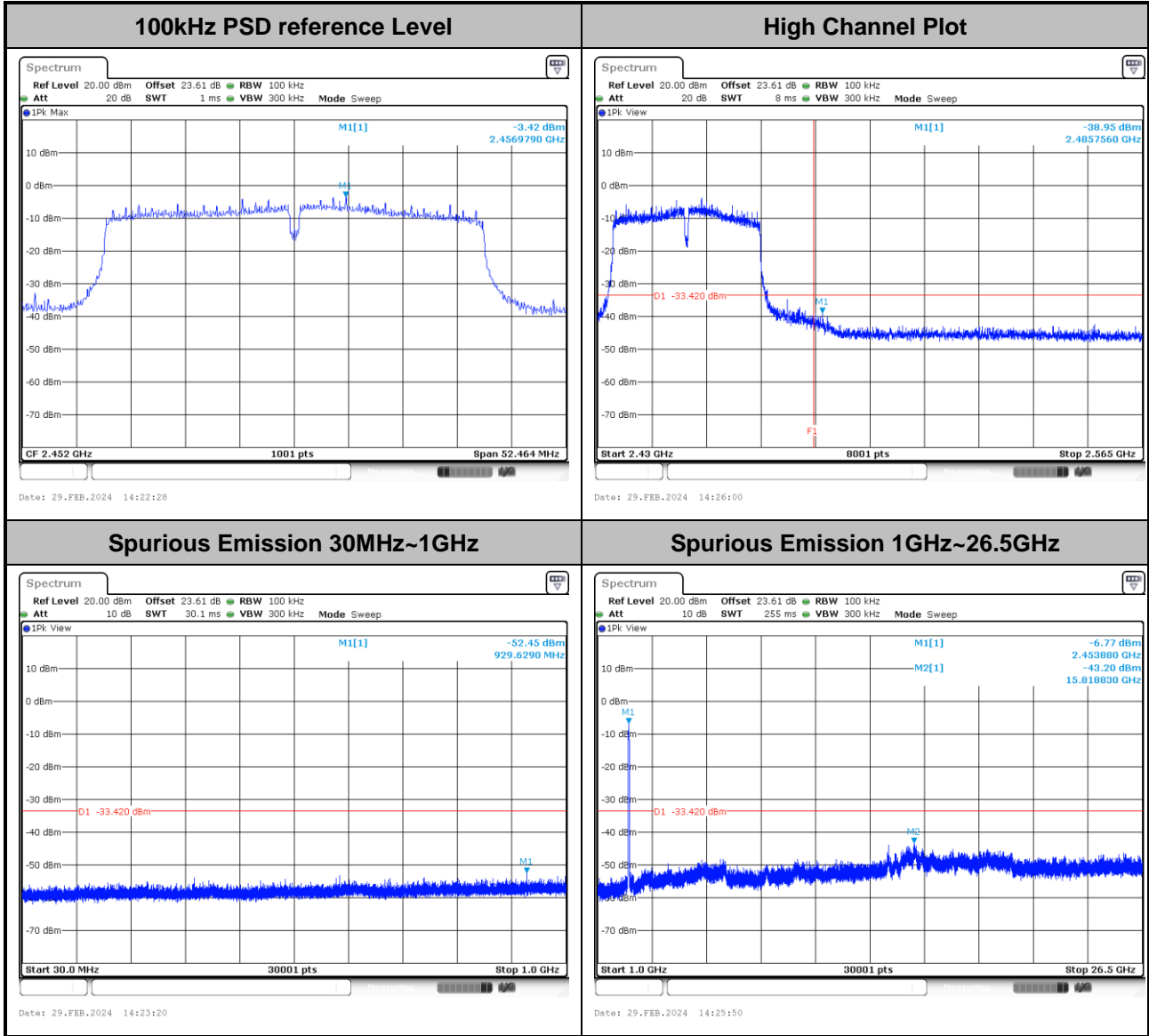


Test Mode :	802.11ac VHT40	Test Channel :	06
-------------	----------------	----------------	----



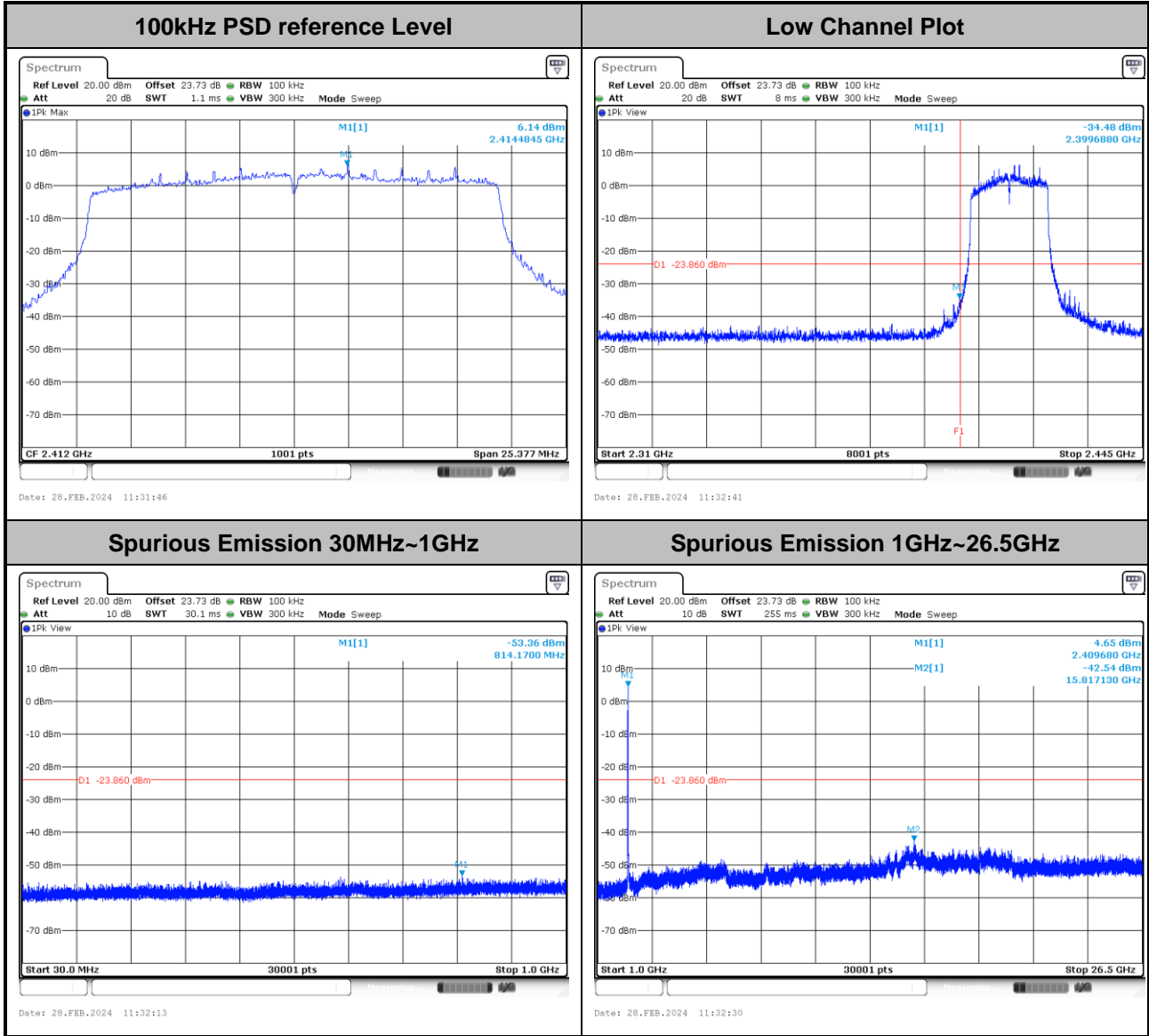


Test Mode :	802.11ac VHT40	Test Channel :	09
-------------	----------------	----------------	----



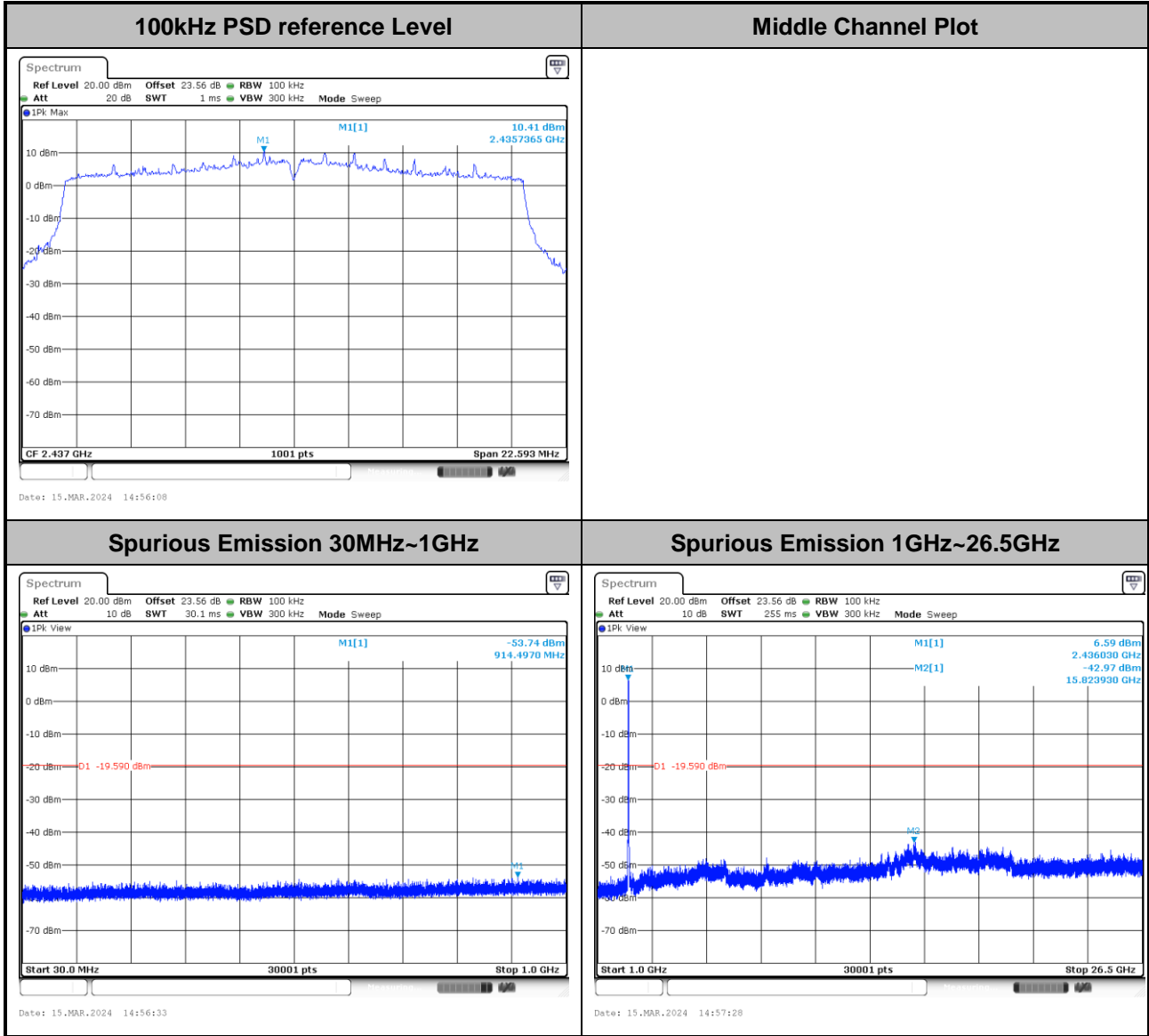


Test Mode :	802.11ax HE20_Full RU	Test Channel :	01
--------------------	-----------------------	-----------------------	----



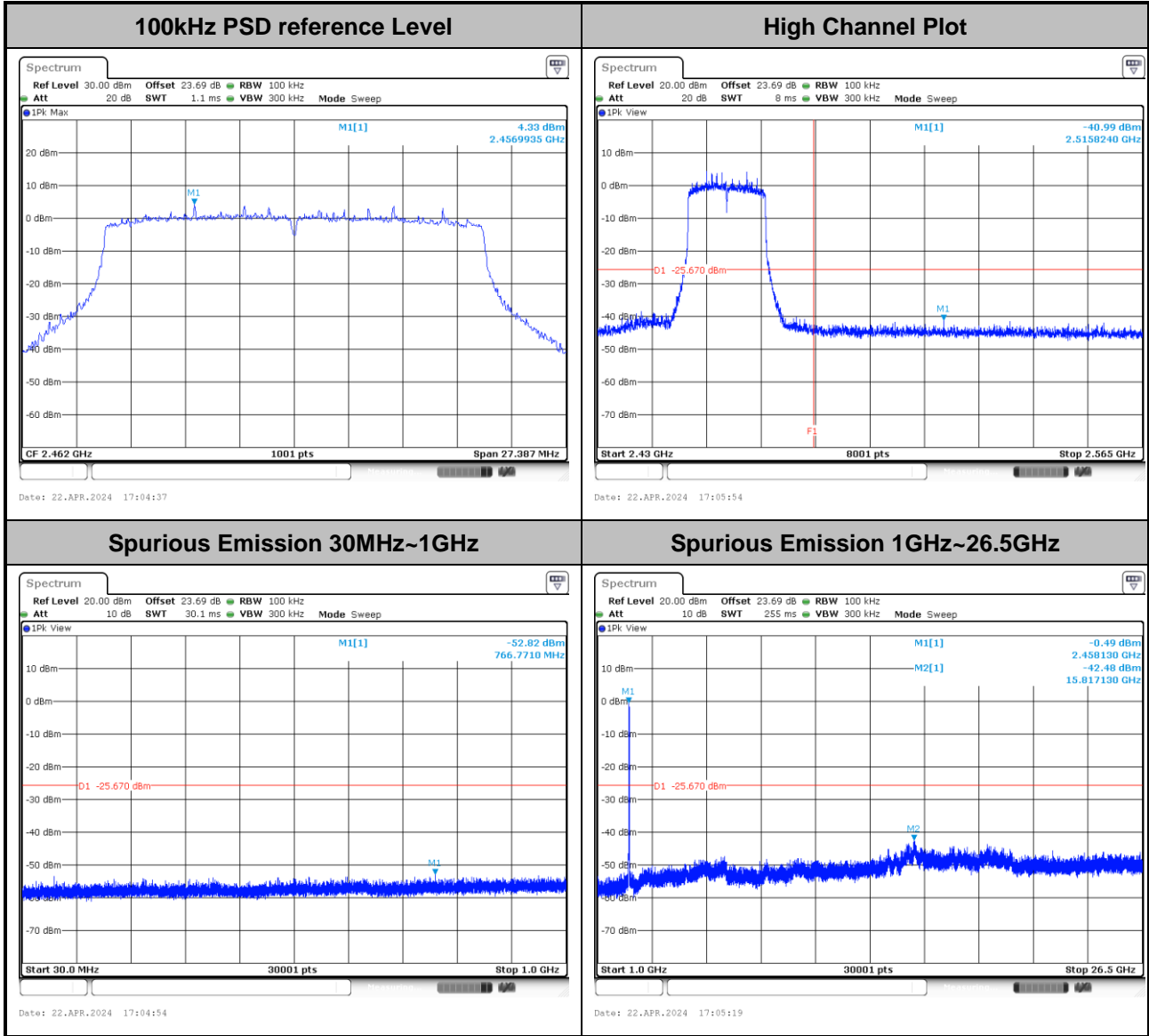


Test Mode :	802.11ax HE20_Full RU	Test Channel :	06
-------------	-----------------------	----------------	----



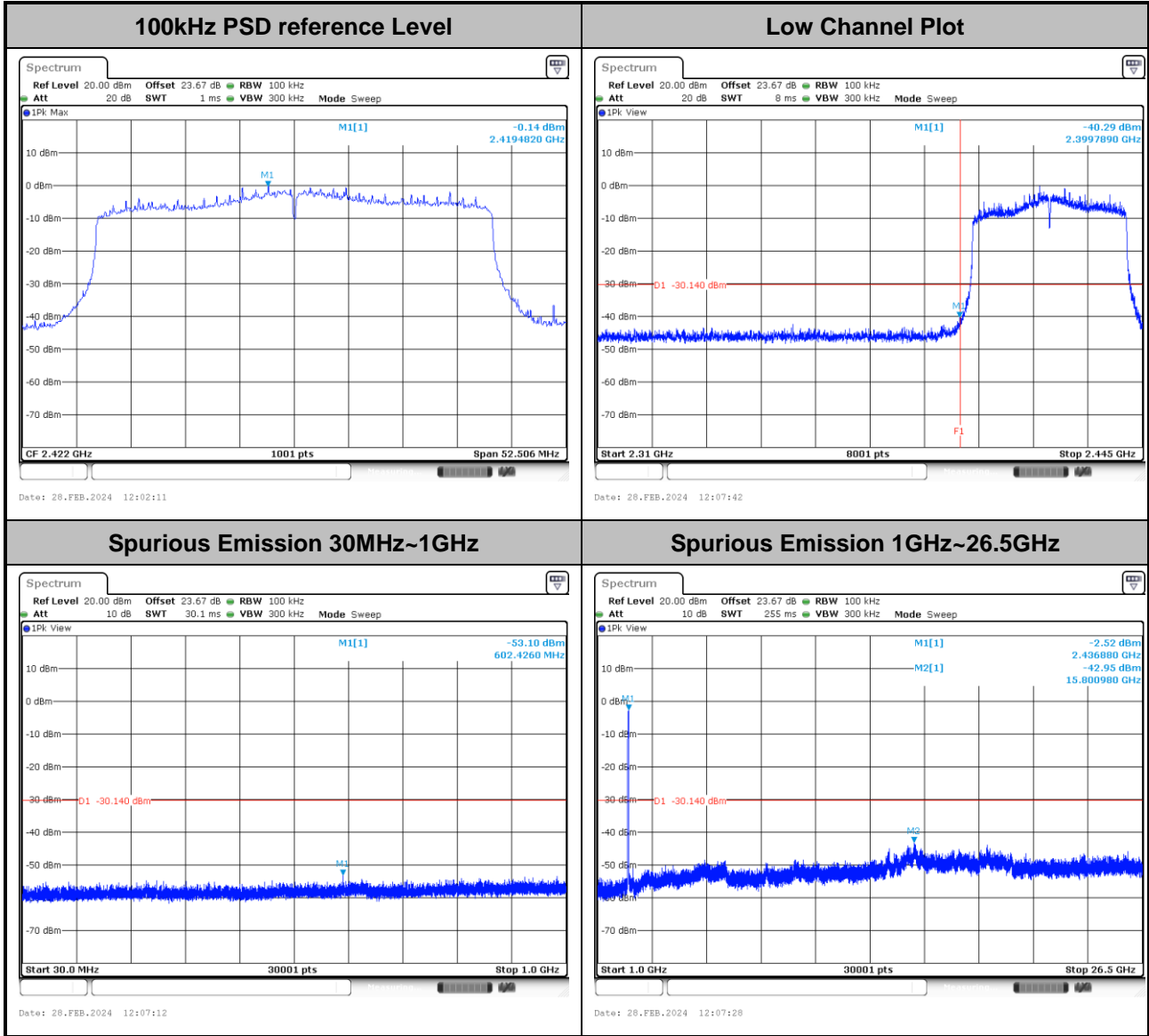


Test Mode :	802.11ax HE20_Full RU	Test Channel :	11
-------------	-----------------------	----------------	----



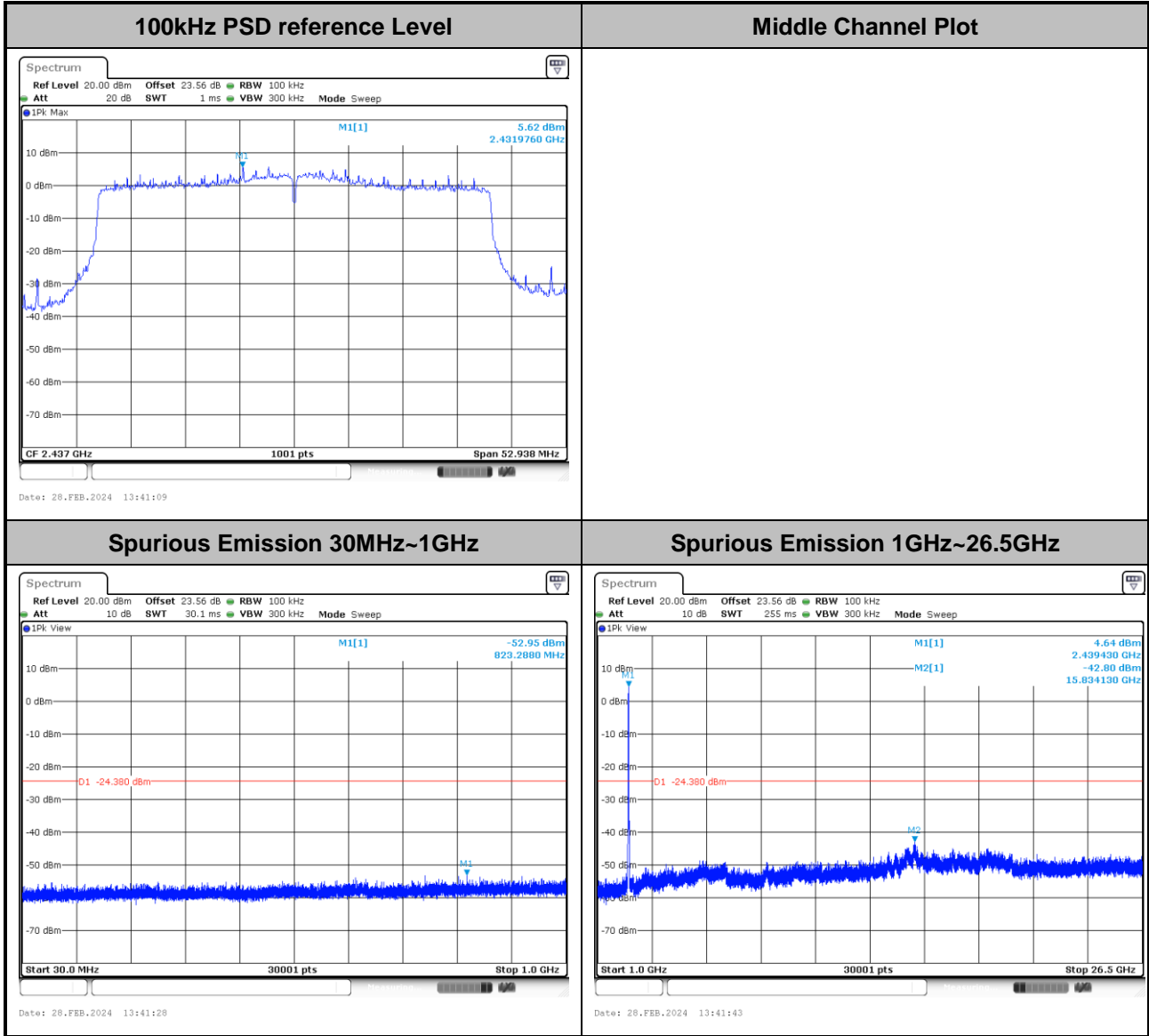


Test Mode :	802.11ax HE40_Full RU	Test Channel :	03
--------------------	-----------------------	-----------------------	----



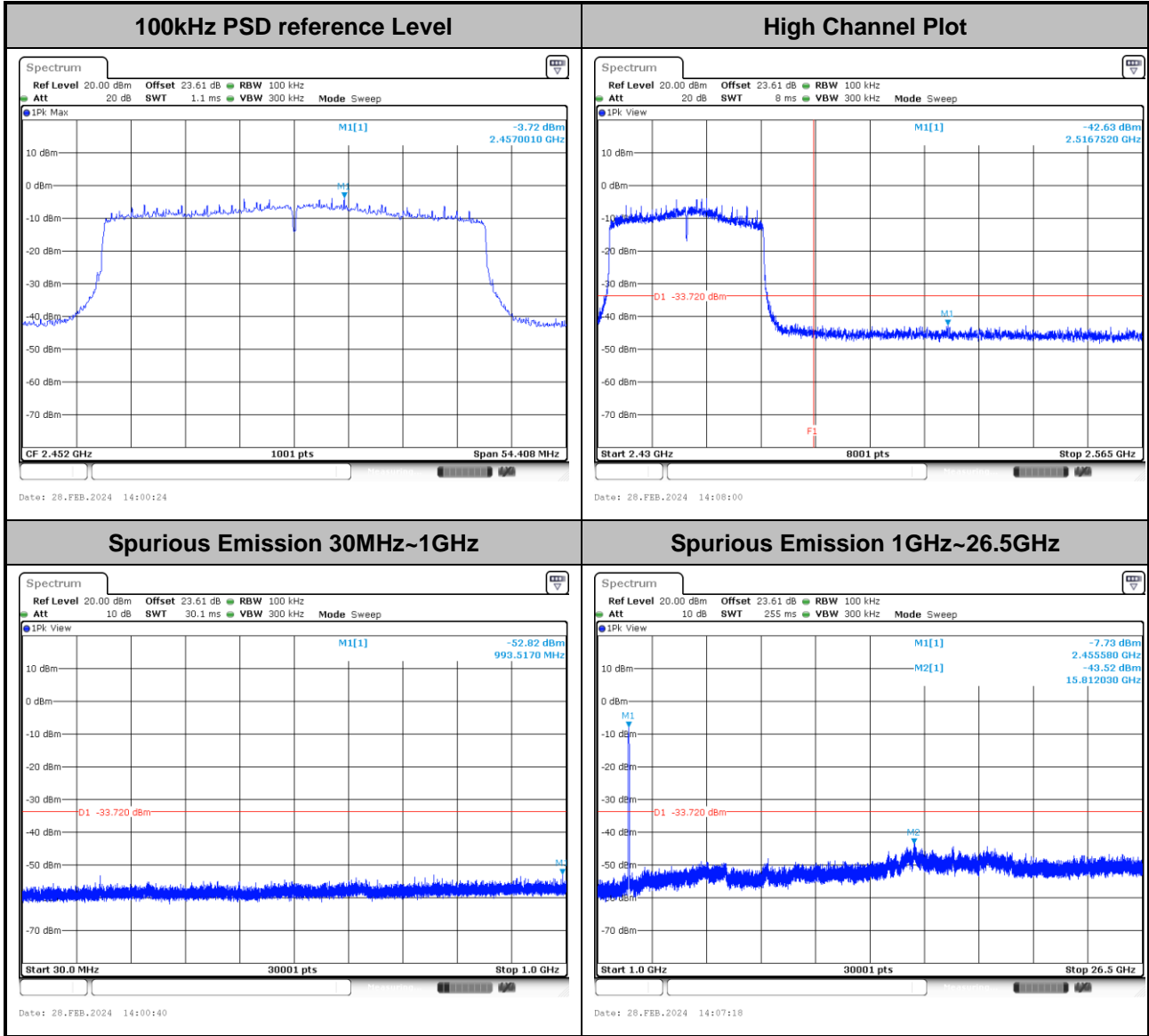


Test Mode :	802.11ax HE40_Full RU	Test Channel :	06
--------------------	-----------------------	-----------------------	----





Test Mode :	802.11ax HE40_Full RU	Test Channel :	09
-------------	-----------------------	----------------	----





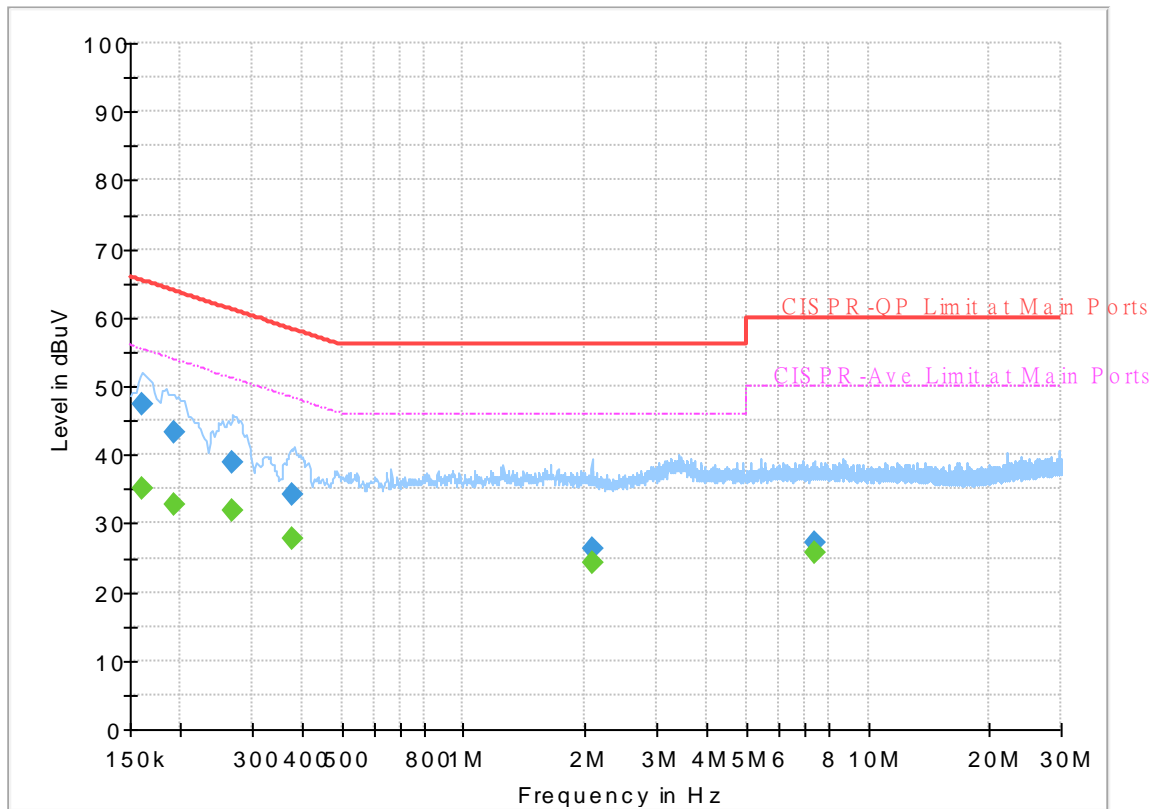
Appendix B. AC Conducted Emission Test Results

Test Engineer :	Calvin Wang	Temperature :	23~26°C
		Relative Humidity :	45~55%

EUT Information

Report NO : 411111
 Test Mode : Mode 1
 Test Voltage : 120Vac/60Hz
 Phase : Line

Full Spectrum



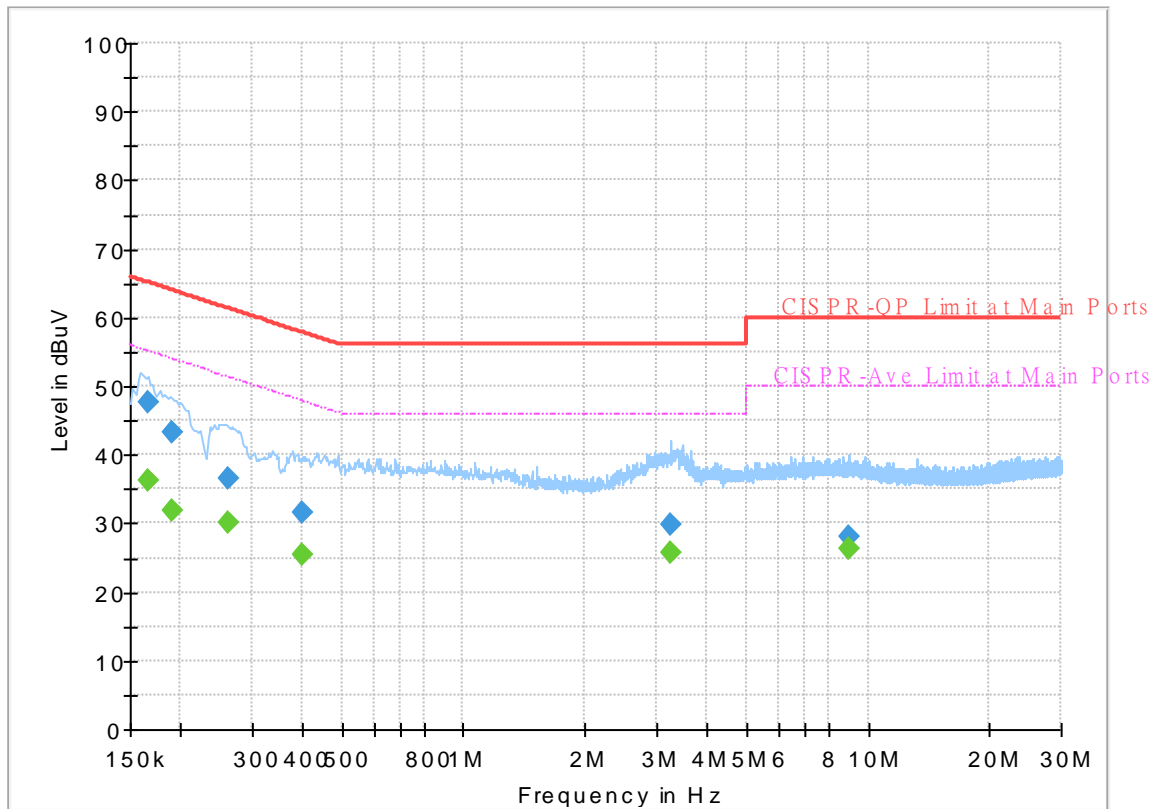
Final_Result

Frequency (MHz)	QuasiPeak (dBuV)	CAverage (dBuV)	Limit (dBuV)	Margin (dB)	Line	Filter	Corr. (dB)
0.161250	---	35.00	55.40	20.40	L1	OFF	19.8
0.161250	47.38	---	65.40	18.02	L1	OFF	19.8
0.192750	---	32.65	53.92	21.27	L1	OFF	19.8
0.192750	43.19	---	63.92	20.73	L1	OFF	19.8
0.269250	---	31.99	51.14	19.15	L1	OFF	19.8
0.269250	38.95	---	61.14	22.19	L1	OFF	19.8
0.377250	---	27.67	48.34	20.67	L1	OFF	19.8
0.377250	34.11	---	58.34	24.23	L1	OFF	19.8
2.073750	---	24.21	46.00	21.79	L1	OFF	19.9
2.073750	26.43	---	56.00	29.57	L1	OFF	19.9
7.345500	---	25.66	50.00	24.34	L1	OFF	20.0
7.345500	27.05	---	60.00	32.95	L1	OFF	20.0

EUT Information

Report NO : 411111
 Test Mode : Mode 1
 Test Voltage : 120Vac/60Hz
 Phase : Neutral

Full Spectrum



Final_Result

Frequency (MHz)	QuasiPeak (dBuV)	CAverage (dBuV)	Limit (dBuV)	Margin (dB)	Line	Filter	Corr. (dB)
0.165750	---	36.31	55.17	18.86	N	OFF	19.8
0.165750	47.69	---	65.17	17.48	N	OFF	19.8
0.190500	---	31.97	54.02	22.05	N	OFF	19.8
0.190500	43.34	---	64.02	20.68	N	OFF	19.8
0.262500	---	30.23	51.35	21.12	N	OFF	19.8
0.262500	36.64	---	61.35	24.71	N	OFF	19.8
0.399750	---	25.52	47.86	22.34	N	OFF	19.8
0.399750	31.65	---	57.86	26.21	N	OFF	19.8
3.241500	---	25.66	46.00	20.34	N	OFF	19.9
3.241500	29.73	---	56.00	26.27	N	OFF	19.9
8.934000	---	26.24	50.00	23.76	N	OFF	20.1
8.934000	27.95	---	60.00	32.05	N	OFF	20.1



Appendix C. Radiated Spurious Emission

Test Engineer :	John Chuang, David Dai, and Howard Huang	Temperature :	19.5~23.5°C
		Relative Humidity :	64.9~70.7%

MIMO<Ant. 6+7>

2.4GHz 2400~2483.5MHz

WIFI 802.11b (Band Edge @ 3m)

WIFI Ant.	Note	Frequency (MHz)	Level (dBμV/m)	Margin (dB)	Limit Line (dBμV/m)	Read Level (dBμV)	Antenna Factor (dB/m)	Path Loss (dB)	Preamp Factor (dB)	Ant Pos (cm)	Table Pos (deg)	Peak Avg. (P/A)	Pol. (H/V)	
802.11b CH 01 2412MHz		2385.18	49.88	-24.12	74	40.17	27.24	18.71	36.24	324	360	P	H	
		2388.33	41.93	-12.07	54	32.2	27.25	18.72	36.24	324	360	A	H	
	*	2412	109.43	-	-	99.57	27.35	18.76	36.25	324	360	P	H	
	*	2412	106.27	-	-	96.41	27.35	18.76	36.25	324	360	A	H	
													H	
			2389.38	53.12	-20.88	74	43.38	27.26	18.72	36.24	198	280	P	V
			2387.49	44.7	-9.3	54	34.97	27.25	18.72	36.24	198	280	A	V
	*		2412	112.16	-	-	102.3	27.35	18.76	36.25	198	280	P	V
	*		2412	109.13	-	-	99.27	27.35	18.76	36.25	198	280	A	V
														V
802.11b CH 06 2437MHz		2319.12	49.18	-24.82	74	39.71	27.1	18.59	36.22	100	137	P	H	
		2385.52	38.45	-15.55	54	28.74	27.24	18.71	36.24	100	137	A	H	
	*	2437	103.51	-	-	93.51	27.45	18.81	36.26	100	137	P	H	
	*	2437	100.53	-	-	90.53	27.45	18.81	36.26	100	137	A	H	
			2488.4	50.31	-23.69	74	40.04	27.65	18.9	36.28	100	137	P	H
			2484.32	39.28	-14.72	54	29.01	27.64	18.9	36.27	100	137	A	H
			2348.4	50.3	-23.7	74	40.79	27.1	18.64	36.23	400	268	P	V
			2388.4	38.59	-15.41	54	28.86	27.25	18.72	36.24	400	268	A	V
	*		2437	107.14	-	-	97.14	27.45	18.81	36.26	400	268	P	V
	*		2437	103.95	-	-	93.95	27.45	18.81	36.26	400	268	A	V
			2484.72	50.22	-23.78	74	39.95	27.64	18.9	36.27	400	268	P	V
			2483.6	39.92	-14.08	54	29.67	27.63	18.89	36.27	400	268	A	V



802.11b CH 11 2462MHz	*	2462	111.6	-	-	101.47	27.55	18.85	36.27	140	0	P	H
	*	2462	108.51	-	-	98.38	27.55	18.85	36.27	140	0	A	H
		2486.84	54.1	-19.9	74	43.83	27.65	18.9	36.28	140	0	P	H
		2486.8	46.75	-7.25	54	36.48	27.65	18.9	36.28	140	0	A	H
													H
													H
	*	2462	108.78	-	-	98.65	27.55	18.85	36.27	399	270	P	V
	*	2462	105.59	-	-	95.46	27.55	18.85	36.27	399	270	A	V
		2486.6	54.05	-19.95	74	43.78	27.65	18.9	36.28	399	270	P	V
		2486.72	45.77	-8.23	54	35.5	27.65	18.9	36.28	399	270	A	V
													V
													V
Remark	1. No other spurious found. 2. All results are PASS against Peak and Average limit line.												



2.4GHz 2400~2483.5MHz

WIFI 802.11b (Harmonic @ 3m)

WIFI Ant.	Note	Frequency (MHz)	Level (dBμV/m)	Margin (dB)	Limit Line (dBμV/m)	Read Level (dBμV)	Antenna Factor (dB/m)	Path Loss (dB)	Preamp Factor (dB)	Ant Pos (cm)	Table Pos (deg)	Peak Avg. (P/A)	Pol. (H/V)
802.11b CH 01 2412MHz		4824	48.01	-25.99	74	40.17	32.4	12.96	37.52	100	118	P	H
		4824	42.17	-11.83	54	34.33	32.4	12.96	37.52	100	118	A	H
													H
													H
													H
													H
													H
													H
													H
													H
													H
													H
													H
													H
													H
													H
													H
													H
													H
			4824	46.74	-27.26	74	38.9	32.4	12.96	37.52	201	29	P
		4824	37.43	-16.57	54	29.59	32.4	12.96	37.52	201	29	A	V
													V
													V
													V
													V
													V
													V
													V
													V
													V
													V
													V
													V
													V
													V



WIFI Ant.	Note	Frequency (MHz)	Level (dBμV/m)	Margin (dB)	Limit Line (dBμV/m)	Read Level (dBμV)	Antenna Factor (dB/m)	Path Loss (dB)	Preamp Factor (dB)	Ant Pos (cm)	Table Pos (deg)	Peak Avg. (P/A)	Pol. (H/V)	
802.11b CH 06 2437MHz		4874	47.37	-26.63	74	39.2	32.5	13.23	37.56	100	253	P	H	
		4874	36.32	-17.68	54	28.15	32.5	13.23	37.56	100	253	A	H	
		7311	53.37	-20.63	74	39.28	36.9	15.8	38.61	100	78	P	H	
		7311	47.98	-6.02	54	33.89	36.9	15.8	38.61	100	78	A	H	
													H	
														H
														H
														H
														H
														H
														H
														H
														H
														H
														H
														H
														H
			4874	48.29	-25.71	74	40.12	32.5	13.23	37.56	200	125	P	V
			4874	38.23	-15.77	54	30.06	32.5	13.23	37.56	200	125	A	V
			7311	54.25	-19.75	74	40.16	36.9	15.8	38.61	100	343	P	V
		7311	48.11	-5.89	54	34.02	36.9	15.8	38.61	100	343	A	V	
													V	
													V	
													V	
													V	
													V	
													V	
													V	
													V	
													V	



WIFI Ant.	Note	Frequency (MHz)	Level (dBμV/m)	Margin (dB)	Limit Line (dBμV/m)	Read Level (dBμV)	Antenna Factor (dB/m)	Path Loss (dB)	Preamp Factor (dB)	Ant Pos (cm)	Table Pos (deg)	Peak Avg. (P/A)	Pol. (H/V)	
802.11b CH 11 2462MHz		4924	44.5	-29.5	74	36.2	32.74	13.16	37.6	-	-	P	H	
		7386	55.57	-18.43	74	41.51	36.68	16.05	38.67	251	315	P	H	
		7386	49.59	-4.41	54	35.53	36.68	16.05	38.67	251	315	A	H	
													H	
													H	
													H	
													H	
													H	
													H	
													H	
													H	
													H	
			4924	44.17	-29.83	74	35.87	32.74	13.16	37.6	-	-	P	V
			7386	55.72	-18.28	74	41.66	36.68	16.05	38.67	100	347	P	V
			7386	50.73	-3.27	54	36.67	36.68	16.05	38.67	100	347	A	V
														V
														V
														V
														V
														V
													V	
													V	
Remark	<ol style="list-style-type: none"> No other spurious found. All results are PASS against Peak and Average limit line. The emission position marked as "-" means no suspected emission found with sufficient margin against limit line or noise floor only. 													



**2.4GHz 2400~2483.5MHz
WIFI 802.11g (Band Edge @ 3m)**

WIFI Ant.	Note	Frequency (MHz)	Level (dBμV/m)	Margin (dB)	Limit Line (dBμV/m)	Read Level (dBμV)	Antenna Factor (dB/m)	Path Loss (dB)	Preamp Factor (dB)	Ant Pos (cm)	Table Pos (deg)	Peak Avg. (P/A)	Pol. (H/V)	
802.11g CH 01 2412MHz		2386.965	60.54	-13.46	74	50.81	27.25	18.72	36.24	287	51	P	H	
		2390	49.28	-4.72	54	39.54	27.26	18.72	36.24	287	51	A	H	
	*	2412	113.17	-	-	103.31	27.35	18.76	36.25	287	51	P	H	
	*	2412	106.3	-	-	96.44	27.35	18.76	36.25	287	51	A	H	
													H	
														H
			2386.755	61.83	-12.17	74	52.11	27.25	18.71	36.24	123	304	P	V
			2390	51.71	-2.29	54	41.97	27.26	18.72	36.24	123	304	A	V
	*		2412	110.51	-	-	100.65	27.35	18.76	36.25	123	304	P	V
	*		2412	103.25	-	-	93.39	27.35	18.76	36.25	123	304	A	V
														V
														V
802.11g CH 06 2437MHz		2372.08	49.71	-24.29	74	40.07	27.19	18.69	36.24	127	338	P	H	
		2390	40.43	-13.57	54	30.69	27.26	18.72	36.24	127	338	A	H	
	*	2437	117.91	-	-	107.91	27.45	18.81	36.26	127	338	P	H	
	*	2437	110.2	-	-	100.2	27.45	18.81	36.26	127	338	A	H	
			2484.8	56.78	-17.22	74	46.51	27.64	18.9	36.27	127	338	P	H
			2483.68	45.53	-8.47	54	35.28	27.63	18.89	36.27	127	338	A	H
			2389.84	50.46	-23.54	74	40.72	27.26	18.72	36.24	100	104	P	V
			2390	39.91	-14.09	54	30.17	27.26	18.72	36.24	100	104	A	V
	*		2437	115.55	-	-	105.55	27.45	18.81	36.26	100	104	P	V
	*		2437	108.06	-	-	98.06	27.45	18.81	36.26	100	104	A	V
			2483.92	55.76	-18.24	74	45.49	27.64	18.9	36.27	100	104	P	V
			2484.24	44.24	-9.76	54	33.97	27.64	18.9	36.27	100	104	A	V



802.11g CH 11 2462MHz	*	2462	113.19	-	-	103.06	27.55	18.85	36.27	298	35	P	H
	*	2462	106.04	-	-	95.91	27.55	18.85	36.27	298	35	A	H
		2484.36	64.03	-9.97	74	53.76	27.64	18.9	36.27	298	35	P	H
		2483.52	51.54	-2.46	54	41.29	27.63	18.89	36.27	298	35	A	H
													H
													H
	*	2462	111.84	-	-	101.71	27.55	18.85	36.27	152	96	P	V
	*	2462	104.35	-	-	94.22	27.55	18.85	36.27	152	96	A	V
		2483.84	67.12	-6.88	74	56.85	27.64	18.9	36.27	152	96	P	V
		2483.52	52.89	-1.11	54	42.64	27.63	18.89	36.27	152	96	A	V
													V
													V
Remark	1. No other spurious found. 2. All results are PASS against Peak and Average limit line.												



**2.4GHz 2400~2483.5MHz
WIFI 802.11g (Harmonic @ 3m)**

WIFI Ant.	Note	Frequency (MHz)	Level (dBμV/m)	Margin (dB)	Limit Line (dBμV/m)	Read Level (dBμV)	Antenna Factor (dB/m)	Path Loss (dB)	Preamp Factor (dB)	Ant Pos (cm)	Table Pos (deg)	Peak Avg. (P/A)	Pol. (H/V)
802.11g CH 01 2412MHz		4824	43.18	-30.82	74	35.34	32.4	12.96	37.52	-	-	P	H
													H
													H
													H
													H
													H
													H
													H
													H
													H
													H
													H
													H
													H
													H
													H
													H
													H
													H
			4824	42.66	-31.34	74	34.82	32.4	12.96	37.52	-	-	P
													V
													V
													V
													V
													V
													V
													V
													V
													V
													V
													V
													V
													V
													V



WIFI Ant.	Note	Frequency (MHz)	Level (dBµV/m)	Margin (dB)	Limit Line (dBµV/m)	Read Level (dBµV)	Antenna Factor (dB/m)	Path Loss (dB)	Preamp Factor (dB)	Ant Pos (cm)	Table Pos (deg)	Peak Avg. (P/A)	Pol. (H/V)	
802.11g CH 06 2437MHz		4874	44.41	-29.59	74	36.41	32.5	13.06	37.56	-	-	P	H	
		7311	61.12	-12.88	74	46.88	36.9	15.95	38.61	220	315	P	H	
		7311	49.26	-4.74	54	35.02	36.9	15.95	38.61	220	315	A	H	
		12185	55.53	-18.47	74	38.92	39.11	20.61	43.11	399	279	P	H	
		12185	43.95	-10.05	54	27.34	39.11	20.61	43.11	399	279	A	H	
														H
														H
														H
														H
														H
														H
														H
			4874	43.5	-30.5	74	35.5	32.5	13.06	37.56	-	-	P	V
			7311	63.61	-10.39	74	49.37	36.9	15.95	38.61	100	345	P	V
			7311	50.36	-3.64	54	36.12	36.9	15.95	38.61	100	345	A	V
			12185	57.53	-16.47	74	40.92	39.11	20.61	43.11	194	39	P	V
			12185	45.33	-8.67	54	28.72	39.11	20.61	43.11	194	39	A	V
														V
													V	
													V	
													V	
													V	
													V	



WIFI Ant.	Note	Frequency (MHz)	Level (dBµV/m)	Margin (dB)	Limit Line (dBµV/m)	Read Level (dBµV)	Antenna Factor (dB/m)	Path Loss (dB)	Preamp Factor (dB)	Ant Pos (cm)	Table Pos (deg)	Peak Avg. (P/A)	Pol. (H/V)	
802.11g CH 11 2462MHz		4924	44.73	-29.27	74	36.43	32.74	13.16	37.6	-	-	P	H	
		7386	61.81	-12.19	74	47.75	36.68	16.05	38.67	249	317	P	H	
		7386	48.43	-5.57	54	34.37	36.68	16.05	38.67	249	317	A	H	
													H	
													H	
													H	
													H	
													H	
													H	
													H	
													H	
			4924	44.18	-29.82	74	35.88	32.74	13.16	37.6	-	-	P	V
			7386	62.06	-11.94	74	48	36.68	16.05	38.67	100	345	P	V
			7386	49.39	-4.61	54	35.33	36.68	16.05	38.67	100	345	A	V
														V
														V
														V
														V
														V
													V	
													V	
Remark	<ol style="list-style-type: none"> No other spurious found. All results are PASS against Peak and Average limit line. The emission position marked as "-" means no suspected emission found with sufficient margin against limit line or noise floor only. 													



2.4GHz 2400~2483.5MHz
WIFI 802.11ax HE20 Full (Band Edge @ 3m)

WIFI Ant.	Note	Frequency (MHz)	Level (dBμV/m)	Margin (dB)	Limit Line (dBμV/m)	Read Level (dBμV)	Antenna Factor (dB/m)	Path Loss (dB)	Preamp Factor (dB)	Ant Pos (cm)	Table Pos (deg)	Peak Avg. (P/A)	Pol. (H/V)	
802.11ax HE20 Full CH 01 2412MHz		2389.38	63.36	-10.64	74	53.62	27.26	18.72	36.24	290	48	P	H	
		2390	51.28	-2.72	54	41.54	27.26	18.72	36.24	290	48	A	H	
	*	2412	114.65	-	-	104.79	27.35	18.76	36.25	290	48	P	H	
	*	2412	105.26	-	-	95.4	27.35	18.76	36.25	290	48	A	H	
													H	
													H	
			2389.905	65.06	-8.94	74	55.32	27.26	18.72	36.24	122	301	P	V
			2390	52.09	-1.91	54	42.35	27.26	18.72	36.24	122	301	A	V
		*	2412	111.74	-	-	101.88	27.35	18.76	36.25	122	301	P	V
		*	2412	103.04	-	-	93.18	27.35	18.76	36.25	122	301	A	V
													V	
													V	
802.11ax HE20 Full CH 06 2437MHz		2390	50.14	-23.86	74	40.4	27.26	18.72	36.24	120	337	P	H	
		2390	40.22	-13.78	54	30.48	27.26	18.72	36.24	120	337	A	H	
		*	2437	117.62	-	-	107.62	27.45	18.81	36.26	120	337	P	H
		*	2437	108.37	-	-	98.37	27.45	18.81	36.26	120	337	A	H
			2484.88	57.76	-16.24	74	47.49	27.64	18.9	36.27	120	337	P	H
			2483.6	44.56	-9.44	54	34.31	27.63	18.89	36.27	120	337	A	H
			2385.52	50.08	-23.92	74	40.37	27.24	18.71	36.24	100	85	P	V
			2390	39.9	-14.1	54	30.16	27.26	18.72	36.24	100	85	A	V
		*	2437	114.79	-	-	104.79	27.45	18.81	36.26	100	85	P	V
		*	2437	105.89	-	-	95.89	27.45	18.81	36.26	100	85	A	V
		2483.92	55.57	-18.43	74	45.3	27.64	18.9	36.27	100	85	P	V	
		2483.84	43.28	-10.72	54	33.01	27.64	18.9	36.27	100	85	A	V	



WIFI Ant.	Note	Frequency (MHz)	Level (dBμV/m)	Margin (dB)	Limit Line (dBμV/m)	Read Level (dBμV)	Antenna Factor (dB/m)	Path Loss (dB)	Preamp Factor (dB)	Ant Pos (cm)	Table Pos (deg)	Peak Avg. (P/A)	Pol. (H/V)
802.11ax HE20 Full CH 11 2462MHz	*	2462	111.29	37.29	74	101.16	27.55	18.85	36.27	300	338	P	H
	*	2462	103.02	49.02	54	92.89	27.55	18.85	36.27	300	338	A	H
		2483.64	59.99	-14.01	74	49.74	27.63	18.89	36.27	300	338	P	H
		2483.52	49.68	-4.32	54	39.43	27.63	18.89	36.27	300	338	A	H
													H
													H
	*	2462	110.26	36.26	74	100.13	27.55	18.85	36.27	247	274	P	V
	*	2462	102.39	48.39	54	92.26	27.55	18.85	36.27	247	274	A	V
		2483.52	58.85	-15.15	74	48.6	27.63	18.89	36.27	247	274	P	V
		2483.52	48.66	-5.34	54	38.41	27.63	18.89	36.27	247	274	A	V
												V	
												V	
Remark	<ol style="list-style-type: none"> No other spurious found. All results are PASS against Peak and Average limit line. 												



2.4GHz 2400~2483.5MHz

WIFI 802.11 ax HE20 Full (Harmonic @ 3m)

WIFI Ant.	Note	Frequency (MHz)	Level (dBμV/m)	Margin (dB)	Limit Line (dBμV/m)	Read Level (dBμV)	Antenna Factor (dB/m)	Path Loss (dB)	Preamp Factor (dB)	Ant Pos (cm)	Table Pos (deg)	Peak Avg. (P/A)	Pol. (H/V)
802.11ax HE20 Full CH 01 2412MHz		4824	44.24	-29.76	74	36.4	32.4	12.96	37.52	-	-	P	H
													H
													H
													H
													H
													H
													H
													H
													H
													H
													H
													H
													H
													H
													H
													H
													H
													H
			4824	44.14	-29.86	74	36.3	32.4	12.96	37.52	-	-	P
													V
													V
													V
													V
													V
													V
													V
													V
													V
													V
													V
													V
													V
													V
													V



WIFI Ant.	Note	Frequency (MHz)	Level (dBµV/m)	Margin (dB)	Limit Line (dBµV/m)	Read Level (dBµV)	Antenna Factor (dB/m)	Path Loss (dB)	Preamp Factor (dB)	Ant Pos (cm)	Table Pos (deg)	Peak Avg. (P/A)	Pol. (H/V)	
802.11ax HE20 Full CH 11 2462MHz		4924	43.9	-30.1	74	35.6	32.74	13.16	37.6	-	-	P	H	
		7386	54.16	-19.84	74	40.1	36.68	16.05	38.67	230	329	P	H	
		7386	40.37	-13.63	54	26.31	36.68	16.05	38.67	230	329	A	H	
													H	
													H	
													H	
													H	
													H	
													H	
													H	
													H	
			4924	44.15	-29.85	74	35.85	32.74	13.16	37.6	-	-	P	V
			7386	55.09	-18.91	74	41.03	36.68	16.05	38.67	100	342	P	V
			7386	41.4	-12.6	54	27.34	36.68	16.05	38.67	100	342	A	V
														V
														V
														V
														V
														V
													V	
													V	
Remark	<ol style="list-style-type: none"> No other spurious found. All results are PASS against Peak and Average limit line. The emission position marked as "-" means no suspected emission found with sufficient margin against limit line or noise floor only. 													



**2.4GHz 2400~2483.5MHz
WIFI 802.11ax HE20 Partial 106 (Band Edge @ 3m)**

WIFI Ant.	Note	Frequency (MHz)	Level (dBμV/m)	Margin (dB)	Limit Line (dBμV/m)	Read Level (dBμV)	Antenna Factor (dB/m)	Path Loss (dB)	Preamp Factor (dB)	Ant Pos (cm)	Table Pos (deg)	Peak Avg. (P/A)	Pol. (H/V)	
802.11ax HE20 Partial 106/53 CH 01 2412MHz		2385.6	72.03	-1.97	74	62.32	27.24	18.71	36.24	100	351	P	H	
		2389.485	50.23	-3.77	54	40.49	27.26	18.72	36.24	100	351	A	H	
	*	2412	114.89	-	-	105.03	27.35	18.76	36.25	100	351	P	H	
	*	2412	105.81	-	-	95.95	27.35	18.76	36.25	100	351	A	H	
													H	
													H	
			2390	72.68	-1.32	74	62.94	27.26	18.72	36.24	196	250	P	V
			2385.075	50.13	-3.87	54	40.42	27.24	18.71	36.24	196	250	A	V
	*		2412	113.56	-	-	103.7	27.35	18.76	36.25	196	250	P	V
	*		2412	104.75	-	-	94.89	27.35	18.76	36.25	196	250	A	V
													V	
													V	
802.11ax HE20 Partial 106/53 CH 11 2462MHz	*	2462	114.67	-	-	104.54	27.55	18.85	36.27	136	349	P	H	
	*	2462	105.29	-	-	95.16	27.55	18.85	36.27	136	349	A	H	
			2483.56	72.65	-1.35	74	62.4	27.63	18.89	36.27	136	349	P	H
			2483.64	49.55	-4.45	54	39.3	27.63	18.89	36.27	136	349	A	H
													H	
													H	
	*		2462	112.23	-	-	102.1	27.55	18.85	36.27	357	264	P	V
	*		2462	103.4	-	-	93.27	27.55	18.85	36.27	357	264	A	V
			2484.64	68.19	-5.81	74	57.92	27.64	18.9	36.27	357	264	P	V
			2484.36	47.01	-6.99	54	36.74	27.64	18.9	36.27	357	264	A	V
													V	
													V	
Remark	1. No other spurious found. 2. All results are PASS against Peak and Average limit line.													



2.4GHz 2400~2483.5MHz
WIFI 802.11ax HE40 Full (Band Edge @ 3m)

WIFI Ant.	Note	Frequency (MHz)	Level (dBμV/m)	Margin (dB)	Limit Line (dBμV/m)	Read Level (dBμV)	Antenna Factor (dB/m)	Path Loss (dB)	Preamp Factor (dB)	Ant Pos (cm)	Table Pos (deg)	Peak Avg. (P/A)	Pol. (H/V)
802.11ax HE40 Full CH 03 2422MHz		2389.2	62.47	-11.53	74	52.73	27.26	18.72	36.24	319	45	P	H
		2388.24	50.76	-3.24	54	41.03	27.25	18.72	36.24	319	45	A	H
	*	2422	107.56	-	-	97.64	27.39	18.78	36.25	319	45	P	H
	*	2422	98.98	-	-	89.06	27.39	18.78	36.25	319	45	A	H
		2483.68	50.5	-23.5	74	40.25	27.63	18.89	36.27	319	45	P	H
		2483.6	40.6	-13.4	54	30.35	27.63	18.89	36.27	319	45	A	H
		2388.72	63.55	-10.45	74	53.82	27.25	18.72	36.24	112	302	P	V
		2389.52	51.93	-2.07	54	42.19	27.26	18.72	36.24	112	302	A	V
	*	2422	104.04	-	-	94.12	27.39	18.78	36.25	112	302	P	V
	*	2422	95.83	-	-	85.91	27.39	18.78	36.25	112	302	A	V
		2494.4	49.62	-24.38	74	39.31	27.68	18.91	36.28	112	302	P	V
		2483.92	39.61	-14.39	54	29.34	27.64	18.9	36.27	112	302	A	V
802.11ax HE40 Full CH 06 2437MHz		2380.88	63.33	-10.67	74	53.65	27.22	18.7	36.24	333	47	P	H
		2389.68	50.79	-3.21	54	41.05	27.26	18.72	36.24	333	47	A	H
	*	2436	114.74	-	-	104.75	27.44	18.81	36.26	333	47	P	H
	*	2438	104.98	-	-	94.98	27.45	18.81	36.26	333	47	A	H
		2485.2	63.85	-10.15	74	53.58	27.64	18.9	36.27	333	47	P	H
		2483.52	51.87	-2.13	54	41.62	27.63	18.89	36.27	333	47	A	H
		2383.12	60.38	-13.62	74	50.68	27.23	18.71	36.24	128	102	P	V
		2388.24	48.54	-5.46	54	38.81	27.25	18.72	36.24	128	102	A	V
	*	2437	112.07	-	-	102.07	27.45	18.81	36.26	128	102	P	V
	*	2437	103.33	-	-	93.33	27.45	18.81	36.26	128	102	A	V
		2483.68	62.42	-11.58	74	52.17	27.63	18.89	36.27	128	102	P	V
		2483.52	49.22	-4.78	54	38.97	27.63	18.89	36.27	128	102	A	V



WIFI Ant.	Note	Frequency (MHz)	Level (dBμV/m)	Margin (dB)	Limit Line (dBμV/m)	Read Level (dBμV)	Antenna Factor (dB/m)	Path Loss (dB)	Preamp Factor (dB)	Ant Pos (cm)	Table Pos (deg)	Peak Avg. (P/A)	Pol. (H/V)
802.11ax HE40 Full CH 09 2452MHz		2366.64	50.42	-23.58	74	40.8	27.17	18.68	36.23	114	331	P	H
		2389.36	38.89	-15.11	54	29.15	27.26	18.72	36.24	114	331	A	H
	*	2452	107.71	-	-	97.62	27.51	18.84	36.26	114	331	P	H
	*	2452	97.43	-	-	87.34	27.51	18.84	36.26	114	331	A	H
		2483.76	63.73	-10.27	74	53.47	27.64	18.89	36.27	114	331	P	H
		2483.52	52.83	-1.17	54	42.58	27.63	18.89	36.27	114	331	A	H
		2385.04	49.25	-24.75	74	39.54	27.24	18.71	36.24	100	87	P	V
		2384.24	38.88	-15.12	54	29.17	27.24	18.71	36.24	100	87	A	V
	*	2452	102.71	-	-	92.62	27.51	18.84	36.26	100	87	P	V
	*	2452	93.93	-	-	83.84	27.51	18.84	36.26	100	87	A	V
		2483.84	62.62	-11.38	74	52.35	27.64	18.9	36.27	100	87	P	V
		2483.52	52.58	-1.42	54	42.33	27.63	18.89	36.27	100	87	A	V
	Remark	1. No other spurious found. 2. All results are PASS against Peak and Average limit line.											



2.4GHz 2400~2483.5MHz

WIFI 802.11 ax HE40 Full (Harmonic @ 3m)

WIFI Ant.	Note	Frequency (MHz)	Level (dBμV/m)	Margin (dB)	Limit Line (dBμV/m)	Read Level (dBμV)	Antenna Factor (dB/m)	Path Loss (dB)	Preamp Factor (dB)	Ant Pos (cm)	Table Pos (deg)	Peak Avg. (P/A)	Pol. (H/V)
802.11ax HE40 Full CH 03 2422MHz		4844	43.67	-30.33	74	35.8	32.4	13	37.53	-	-	P	H
		7266	49.37	-24.63	74	35	37.04	15.9	38.57	205	311	P	H
		7266	39.2	-14.8	54	24.83	37.04	15.9	38.57	205	311	A	H
													H
													H
													H
													H
													H
													H
													H
													H
													H
													H
													H
													H
													H
													H
													H
			4844	44.16	-29.84	74	36.29	32.4	13	37.53	-	-	P
		7266	49.5	-24.5	74	35.13	37.04	15.9	38.57	218	353	P	V
		7266	39.48	-14.52	54	25.11	37.04	15.9	38.57	218	353	A	V
													V
													V
													V
													V
													V
													V
													V
													V
													V
													V
													V



WIFI Ant.	Note	Frequency (MHz)	Level (dBµV/m)	Margin (dB)	Limit Line (dBµV/m)	Read Level (dBµV)	Antenna Factor (dB/m)	Path Loss (dB)	Preamp Factor (dB)	Ant Pos (cm)	Table Pos (deg)	Peak Avg. (P/A)	Pol. (H/V)	
802.11ax HE40 Full CH 06 2437MHz		4874	44.07	-29.93	74	36.07	32.5	13.06	37.56	-	-	P	H	
		7311	55	-19	74	40.76	36.9	15.95	38.61	217	319	P	H	
		7311	43.18	-10.82	54	28.94	36.9	15.95	38.61	217	319	A	H	
													H	
													H	
													H	
													H	
													H	
													H	
													H	
													H	
			4874	43.45	-30.55	74	35.45	32.5	13.06	37.56	-	-	P	V
			7311	55.13	-18.87	74	40.89	36.9	15.95	38.61	100	339	P	V
			7311	44.06	-9.94	54	29.82	36.9	15.95	38.61	100	339	A	V
														V
														V
														V
														V
													V	
													V	



WIFI Ant.	Note	Frequency (MHz)	Level (dBµV/m)	Margin (dB)	Limit Line (dBµV/m)	Read Level (dBµV)	Antenna Factor (dB/m)	Path Loss (dB)	Preamp Factor (dB)	Ant Pos (cm)	Table Pos (deg)	Peak Avg. (P/A)	Pol. (H/V)	
802.11ax HE40 Full CH 09 2452MHz		4904	44.22	-29.78	74	36.07	32.62	13.12	37.59	-	-	P	H	
		7356	47.93	-26.07	74	33.7	36.86	16.01	38.64	-	-	P	H	
													H	
													H	
													H	
													H	
													H	
													H	
													H	
													H	
													H	
													H	
													H	
													H	
													H	
													H	
													H	
													H	
			4904	43.36	-30.64	74	35.21	32.62	13.12	37.59	-	-	P	V
			7356	47.64	-26.36	74	33.41	36.86	16.01	38.64	-	-	P	V
													V	
													V	
													V	
													V	
													V	
													V	
													V	
													V	
													V	
													V	
													V	
Remark	<ol style="list-style-type: none"> No other spurious found. All results are PASS against Peak and Average limit line. The emission position marked as "-" means no suspected emission found with sufficient margin against limit line or noise floor only. 													



**2.4GHz 2400~2483.5MHz
WIFI 802.11ax HE40 Partial 242 (Band Edge @ 3m)**

WIFI Ant.	Note	Frequency (MHz)	Level (dBμV/m)	Margin (dB)	Limit Line (dBμV/m)	Read Level (dBμV)	Antenna Factor (dB/m)	Path Loss (dB)	Preamp Factor (dB)	Ant Pos (cm)	Table Pos (deg)	Peak Avg. (P/A)	Pol. (H/V)
802.11ax HE40 Partial 242/61 CH 03 2422MHz		2384.24	70.95	-3.05	74	61.24	27.24	18.71	36.24	321	49	P	H
		2388.08	52.76	-1.24	54	43.03	27.25	18.72	36.24	321	49	A	H
	*	2422	109.61	-	-	99.69	27.39	18.78	36.25	321	49	P	H
	*	2422	100.71	-	-	90.79	27.39	18.78	36.25	321	49	A	H
		2484.16	55	-19	74	44.73	27.64	18.9	36.27	321	49	P	H
		2484.16	40.44	-13.56	54	30.17	27.64	18.9	36.27	321	49	A	H
		2384.24	70.58	-3.42	74	60.87	27.24	18.71	36.24	140	296	P	V
		2387.92	52.23	-1.77	54	42.5	27.25	18.72	36.24	140	296	A	V
	*	2422	107.27	-	-	97.35	27.39	18.78	36.25	140	296	P	V
	*	2422	97.91	-	-	87.99	27.39	18.78	36.25	140	296	A	V
		2484.16	51.45	-22.55	74	41.18	27.64	18.9	36.27	140	296	P	V
		2484.07	39.71	-14.29	54	29.44	27.64	18.9	36.27	140	296	A	V
802.11ax HE40 Partial 242/62 CH 09 2452MHz		2348.88	49.48	-24.52	74	39.97	27.1	18.64	36.23	300	39	P	H
		2390	39.24	-14.76	54	29.5	27.26	18.72	36.24	300	39	A	H
	*	2452	108.04	-	-	97.95	27.51	18.84	36.26	300	39	P	H
	*	2452	99.31	-	-	89.22	27.51	18.84	36.26	300	39	A	H
		2485	68.38	-5.62	74	58.11	27.64	18.9	36.27	300	39	P	H
		2484.8	52.88	-1.12	54	42.61	27.64	18.9	36.27	300	39	A	H
		2378.8	49.69	-24.31	74	40.01	27.22	18.7	36.24	100	103	P	V
		2389.04	39.12	-14.88	54	29.38	27.26	18.72	36.24	100	103	A	V
	*	2452	107.31	-	-	97.22	27.51	18.84	36.26	100	103	P	V
	*	2452	96.63	-	-	86.54	27.51	18.84	36.26	100	103	A	V
	2484.05	67.8	-6.2	74	57.53	27.64	18.9	36.27	100	103	P	V	
	2484.4	52.86	-1.14	54	42.59	27.64	18.9	36.27	100	103	A	V	
Remark	1. No other spurious found. 2. All results are PASS against Peak and Average limit line.												



Emission above 18GHz

2.4GHz WIFI 802.11g (SHF)

WIFI	Note	Frequency	Level	Margin	Limit	Read	Antenna	Path	Preamp	Ant	Table	Peak	Pol.
Ant.		(MHz)	(dBμV/m)	(dB)	(dBμV/m)	(dBμV)	(dB/m)	(dB)	(dB)	(cm)	(deg)	(P/A)	(H/V)
2.4GHz 802.11g SHF		24902	41.96	-32.04	74	36.21	39.59	19.5	53.34	-	-	P	H
													H
													H
													H
													H
													H
													H
													H
													H
													H
													H
													H
													H
													H
													H
													H
													H
													H
													H
			24965	42.37	-31.63	74	36.79	39.36	19.53	53.31	-	-	P
													V
													V
													V
													V
													V
													V
													V
													V
													V
													V
													V
													V
													V
Remark	1. No other spurious found. 2. All results are PASS against limit line. 3. The emission position marked as "-" means no suspected emission found with sufficient margin against limit line or noise floor only.												



Emission below 1GHz
2.4GHz WIFI 802.11g (LF)

WIFI	Note	Frequency	Level	Margin	Limit	Read	Antenna	Path	Preamp	Ant	Table	Peak	Pol.	
Ant.		(MHz)	(dBμV/m)	(dB)	(dBμV/m)	(dBμV)	(dB/m)	(dB)	(dB)	(cm)	(deg)	(P/A)	(H/V)	
2.4GHz 802.11g LF		32.38	24.87	-15.13	40	35.31	23.88	1.27	35.59	-	-	P	H	
		71.65	22.38	-17.62	40	43.44	12.83	1.66	35.55	-	-	P	H	
		147.64	29.28	-14.22	43.5	44.69	17.64	2.38	35.43	-	-	P	H	
		268.8	33.72	-12.28	46	46.45	19.37	3.09	35.19	-	-	P	H	
		471.2	29.06	-16.94	46	36.29	23.37	4.08	34.68	-	-	P	H	
		903.2	36.93	-9.07	46	35.52	28.97	5.6	33.16	-	-	P	H	
														H
														H
														H
														H
														H
														H
			45.98	30.14	-9.86	40	47.76	16.56	1.4	35.58	-	-	P	V
			52.61	32.78	-7.22	40	53.31	13.58	1.46	35.57	-	-	P	V
			91.54	29.27	-14.23	43.5	47.98	14.93	1.88	35.52	-	-	P	V
			262.4	27.42	-18.58	46	39.31	20.25	3.06	35.2	-	-	P	V
			708.8	30.74	-15.26	46	32.91	26.77	4.96	33.9	-	-	P	V
			900.8	36.23	-9.77	46	34.8	29.01	5.59	33.17	-	-	P	V
														V
														V
													V	
													V	
													V	
													V	

Remark

- No other spurious found.
- All results are PASS against limit line.
- The emission position marked as "-" means no suspected emission found and emission level has at least 6dB margin against limit or emission is noise floor only.



Note symbol

*	Fundamental Frequency which can be ignored. However, the level of any unwanted emissions shall not exceed the level of the fundamental frequency.
!	Test result is Margin line.
P/A	Peak or Average
H/V	Horizontal or Vertical



A calculation example for radiated spurious emission is shown as below:

WIFI	Note	Frequency	Level	Margin	Limit	Read	Antenna	Path	Preamp	Ant	Table	Peak	Pol.
Ant.		(MHz)	(dBμV/m)	(dB)	(dBμV/m)	(dBμV)	(dB/m)	(dB)	(dB)	(cm)	(deg)	(P/A)	(H/V)
802.11b		2390	55.45	-18.55	74	54.51	32.22	4.58	35.86	103	308	P	H
CH 01		2390	43.54	-10.46	54	42.6	32.22	4.58	35.86	103	308	A	H
2412MHz													

1. Path Loss(dB) = Cable loss(dB) + Filter loss(dB) + Attenuator loss(dB)
2. Level(dBμV/m) =
Antenna Factor(dB/m) + Path Loss(dB) + Read Level(dBμV) - Preamp Factor(dB)
3. Margin (dB) = Level(dBμV/m) – Limit Line(dBμV/m)

For Peak Limit @ 2390MHz:

1. Level(dBμV/m)
= Antenna Factor(dB/m) + Path Loss(dB) + Read Level(dBμV) - Preamp Factor(dB)
= 32.22(dB/m) + 4.58(dB) + 54.51(dBμV) – 35.86 (dB)
= 55.45 (dBμV/m)
2. Margin (dB)
= Level(dBμV/m) – Limit Line(dBμV/m)
= 55.45(dBμV/m) – 74(dBμV/m)
= -18.55(dB)

For Average Limit @ 2390MHz:

1. Level(dBμV/m)
= Antenna Factor(dB/m) + Path Loss(dB) + Read Level(dBμV) - Preamp Factor(dB)
= 32.22(dB/m) + 4.58(dB) + 42.6(dBμV) – 35.86 (dB)
= 43.54 (dBμV/m)
2. Margin (dB)
= Level(dBμV/m) – Limit Line(dBμV/m)
= 43.54(dBμV/m) – 54(dBμV/m)
= -10.46(dB)

Both peak and average measured complies with the limit line, so test result is “PASS”.



Appendix D. Radiated Spurious Emission Plots

Test Engineer :	John Chuang, David Dai, and Howard Huang	Temperature :	19.5~23.5°C
		Relative Humidity :	64.9~70.7%

Note symbol

-L	Low channel location
-R	High channel location



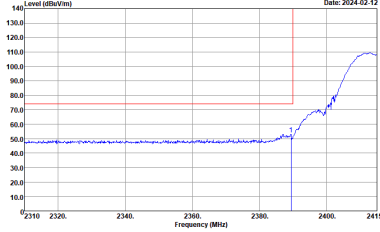
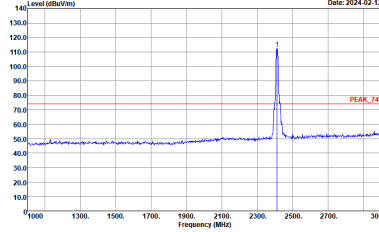
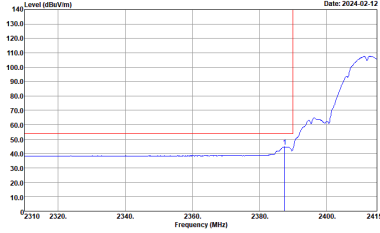
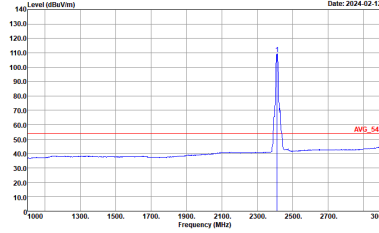
MIMO<Ant. 6+7>

2.4GHz 2400~2483.5MHz

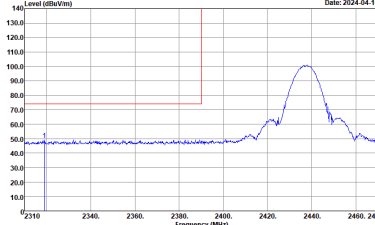
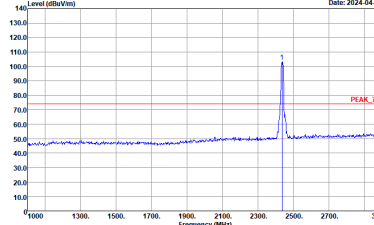
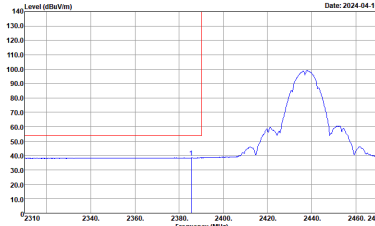
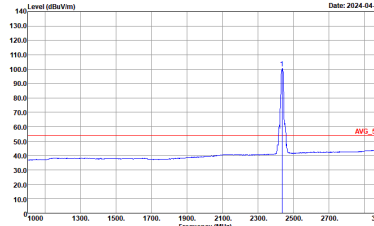
WIFI 802.11b (Band Edge @ 3m)

WIFI	2.4GHz 2400~2483.5MHz Band Edge @ 3m	
ANT	802.11b CH01 2412MHz	
	Horizontal	Fundamental
Peak	<p>Site : 03CH20-HY Condition : PEAK_BE_74 3m 91200_02360_231030 HORIZONTAL : RBW:1000.000KHz VBW:3000.000KHz SWT:Auto</p>	<p>Site : 03CH20-HY Condition : PEAK_74 3m 91200_02360_231030 HORIZONTAL : RBW:1000.000KHz VBW:3000.000KHz SWT:Auto</p>
Avg.	<p>Site : 03CH20-HY Condition : AVG_BE_54 3m 91200_02360_231030 HORIZONTAL : RBW:1000.000KHz VBW:0.200KHz SWT:Auto</p>	<p>Site : 03CH20-HY Condition : AVG_54 3m 91200_02360_231030 HORIZONTAL : RBW:1000.000KHz VBW:0.200KHz SWT:Auto</p>

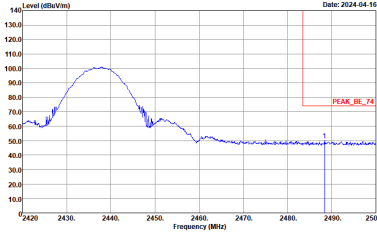
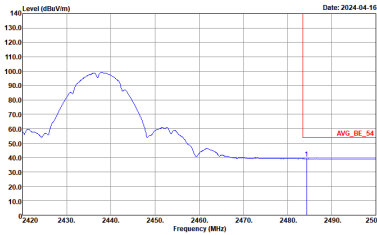


WIFI	2.4GHz 2400~2483.5MHz Band Edge @ 3m	
ANT	802.11b CH01 2412MHz	
	Vertical	Fundamental
Peak	 <p>Site : 03CH20-HY Condition : PEAK_BE_74 3m 91200_02360_231030 VERTICAL : RBW:1000.000KHz VBW:3000.000KHz SWT:Auto</p>	 <p>Site : 03CH20-HY Condition : PEAK_74 3m 91200_02360_231030 VERTICAL : RBW:1000.000KHz VBW:3000.000KHz SWT:Auto</p>
Avg.	 <p>Site : 03CH20-HY Condition : AVG_BE_54 3m 91200_02360_231030 VERTICAL : RBW:1000.000KHz VBW:0.200KHz SWT:Auto</p>	 <p>Site : 03CH20-HY Condition : AVG_54 3m 91200_02360_231030 VERTICAL : RBW:1000.000KHz VBW:0.200KHz SWT:Auto</p>

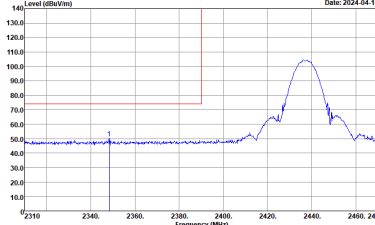
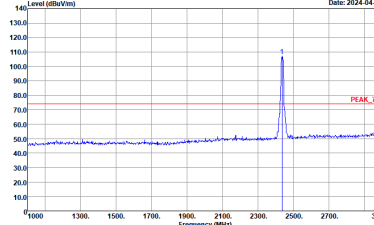
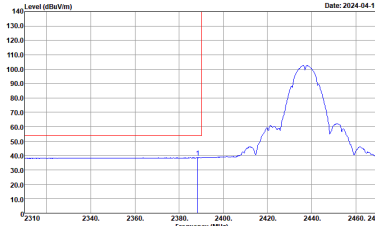
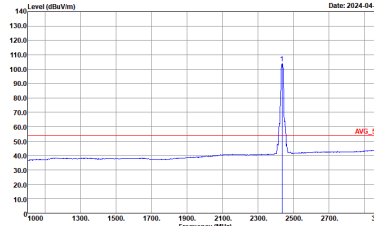


WIFI	2.4GHz 2400~2483.5MHz Band Edge @ 3m	
ANT	802.11b CH06 2437MHz - L	
	Horizontal	Fundamental
Peak	 <p>Site : 03CH20-HY Condition : PEAK_BE_74 3m 91200_02360_231030 HORIZONTAL : RBW:1000.000KHz VBW:3000.000KHz SWT:Auto</p>	 <p>Site : 03CH20-HY Condition : PEAK_74 3m 91200_02360_231030 HORIZONTAL : RBW:1000.000KHz VBW:3000.000KHz SWT:Auto</p>
Avg.	 <p>Site : 03CH20-HY Condition : AVG_BE_54 3m 91200_02360_231030 HORIZONTAL : RBW:1000.000KHz VBW:0.200KHz SWT:Auto</p>	 <p>Site : 03CH20-HY Condition : AVG_54 3m 91200_02360_231030 HORIZONTAL : RBW:1000.000KHz VBW:0.200KHz SWT:Auto</p>

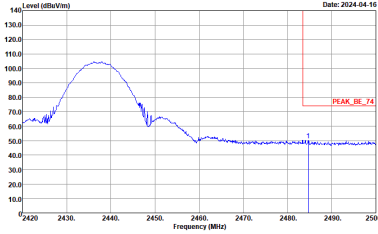
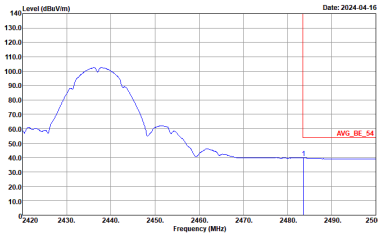


WIFI	2.4GHz 2400~2483.5MHz Band Edge @ 3m	
ANT	802.11b CH06 2437MHz - R	
	Horizontal	Fundamental
Peak	 <p>Site : 03CH20-HY Condition : PEAK_BE_74 3m 91200_02360_231030 HORIZONTAL : RBW:1000.000KHz VBW:3000.000KHz SWT:Auto</p>	Left blank
Avg.	 <p>Site : 03CH20-HY Condition : AVG_BE_54 3m 91200_02360_231030 HORIZONTAL : RBW:1000.000KHz VBW:0.200KHz SWT:Auto</p>	Left blank

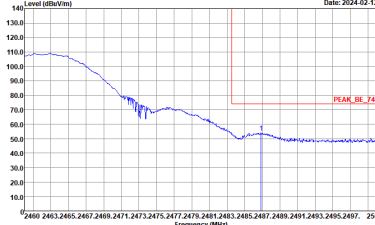
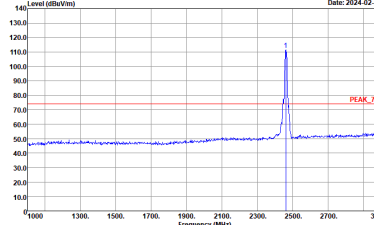
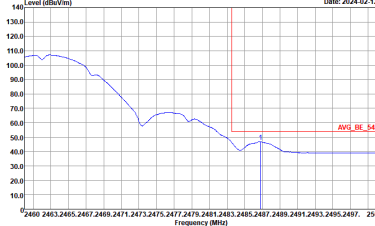
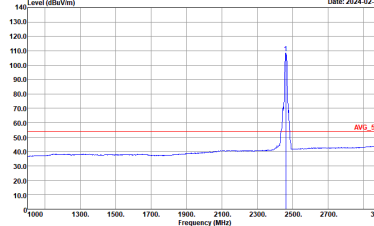


WIFI	2.4GHz 2400~2483.5MHz Band Edge @ 3m	
ANT	802.11b CH06 2437MHz - L	
	Vertical	Fundamental
Peak	 <p>Site : 03CH20-HY Condition : PEAK_BE_74 3m 91200_02360_231030 VERTICAL : RBW:1000.000KHz VBW:3000.000KHz SWT:Auto</p>	 <p>Site : 03CH20-HY Condition : PEAK_74 3m 91200_02360_231030 VERTICAL : RBW:1000.000KHz VBW:3000.000KHz SWT:Auto</p>
Avg.	 <p>Site : 03CH20-HY Condition : AVG_BE_54 3m 91200_02360_231030 VERTICAL : RBW:1000.000KHz VBW:0.200KHz SWT:Auto</p>	 <p>Site : 03CH20-HY Condition : AVG_54 3m 91200_02360_231030 VERTICAL : RBW:1000.000KHz VBW:0.200KHz SWT:Auto</p>

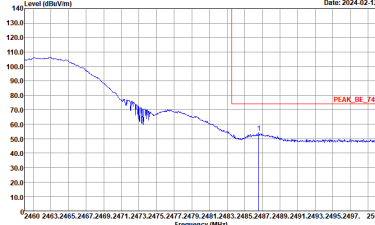
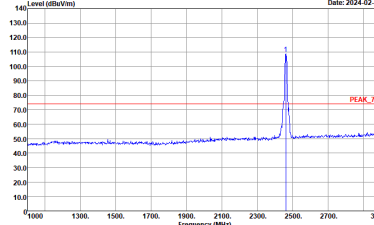
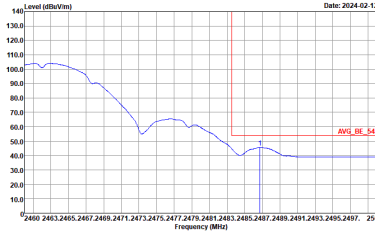
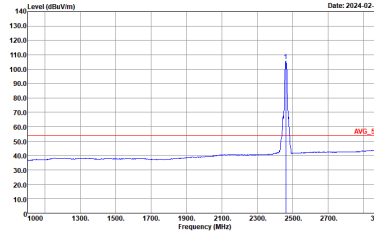


WIFI	2.4GHz 2400~2483.5MHz Band Edge @ 3m	
ANT	802.11b CH06 2437MHz - R	
	Vertical	Fundamental
Peak	 <p>Site : 03CH20-HY Condition : PEAK_BE_74 3m 91200_02360_231030 VERTICAL : RBW:1000.000KHz VBW:3000.000KHz SWT:Auto</p>	Left blank
Avg.	 <p>Site : 03CH20-HY Condition : AVG_BE_54 3m 91200_02360_231030 VERTICAL : RBW:1000.000KHz VBW:0.200KHz SWT:Auto</p>	Left blank



WIFI	2.4GHz 2400~2483.5MHz Band Edge @ 3m	
ANT	802.11b CH11 2462MHz	
	Horizontal	Fundamental
Peak	 <p>Site : 03CH20-HY Condition : PEAK_BE_74 3m 91200_02360_231030 HORIZONTAL : RBW:1000.000KHz VBW:3000.000KHz SWT:Auto</p>	 <p>Site : 03CH20-HY Condition : PEAK_74 3m 91200_02360_231030 HORIZONTAL : RBW:1000.000KHz VBW:3000.000KHz SWT:Auto</p>
Avg.	 <p>Site : 03CH20-HY Condition : AVG_BE_54 3m 91200_02360_231030 HORIZONTAL : RBW:1000.000KHz VBW:0.200KHz SWT:Auto</p>	 <p>Site : 03CH20-HY Condition : AVG_54 3m 91200_02360_231030 HORIZONTAL : RBW:1000.000KHz VBW:0.200KHz SWT:Auto</p>



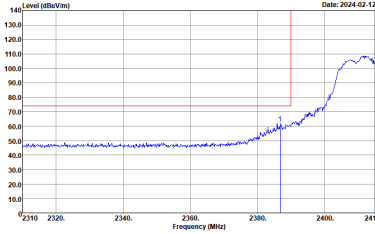
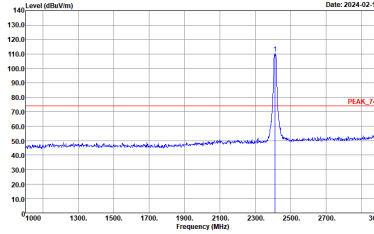
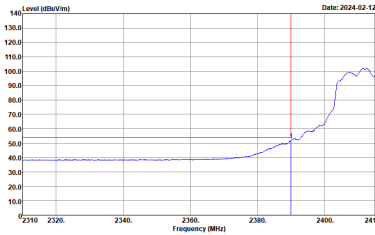
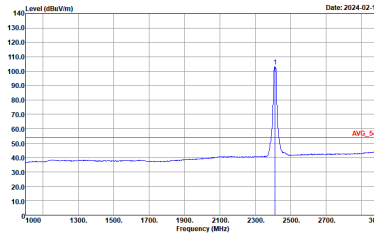
WIFI	2.4GHz 2400~2483.5MHz Band Edge @ 3m	
ANT	802.11b CH11 2462MHz	
	Vertical	Fundamental
Peak	 <p>Site : 03CH20-HY Condition : PEAK_BE_74 3m 91200_02360_231030 VERTICAL : RBW:1000.000KHz VBW:3000.000KHz SWT:Auto</p>	 <p>Site : 03CH20-HY Condition : PEAK_74 3m 91200_02360_231030 VERTICAL : RBW:1000.000KHz VBW:3000.000KHz SWT:Auto</p>
Avg.	 <p>Site : 03CH20-HY Condition : AVG_BE_54 3m 91200_02360_231030 VERTICAL : RBW:1000.000KHz VBW:0.200KHz SWT:Auto</p>	 <p>Site : 03CH20-HY Condition : AVG_54 3m 91200_02360_231030 VERTICAL : RBW:1000.000KHz VBW:0.200KHz SWT:Auto</p>



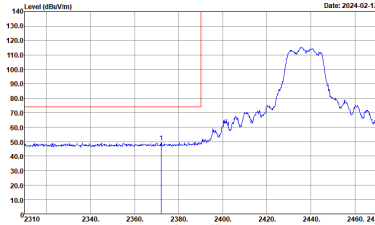
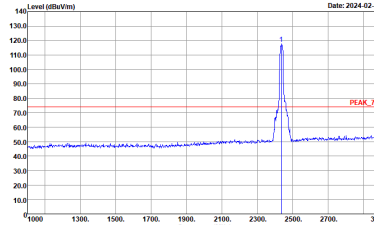
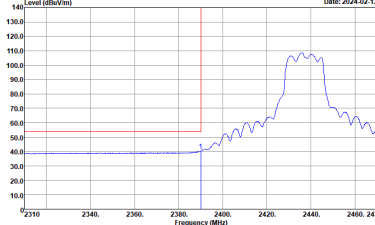
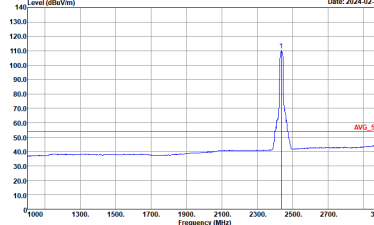
2.4GHz 2400~2483.5MHz
WIFI 802.11g (Band Edge @ 3m)

Table with 2 columns (WIFI, ANT) and 2 rows (Horizontal, Fundamental). It contains four spectral plots showing signal levels (dBm/Vm) vs frequency (MHz) for Peak and Avg. measurements. Each plot includes site and condition details.

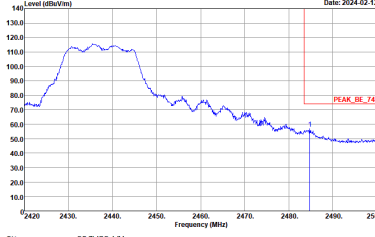
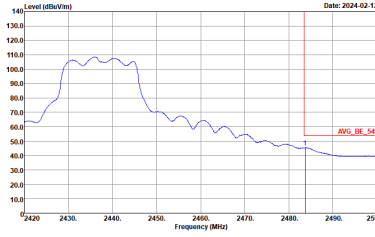


WIFI	2.4GHz 2400~2483.5MHz Band Edge @ 3m	
ANT	802.11g CH01 2412MHz	
	Vertical	Fundamental
Peak	 <p>Site : 03CH20-HY Condition : PEAK_BE_74 3m 91200_02360_231030 VERTICAL : RBW:1000.000KHz VBW:3000.000KHz SWT:Auto</p>	 <p>Site : 03CH20-HY Condition : PEAK_74 3m 91200_02360_231030 VERTICAL : RBW:1000.000KHz VBW:3000.000KHz SWT:Auto</p>
Avg.	 <p>Site : 03CH20-HY Condition : AVG_BE_54 3m 91200_02360_231030 VERTICAL : RBW:1000.000KHz VBW:6.200KHz SWT:Auto</p>	 <p>Site : 03CH20-HY Condition : AVG_54 3m 91200_02360_231030 VERTICAL : RBW:1000.000KHz VBW:6.200KHz SWT:Auto</p>

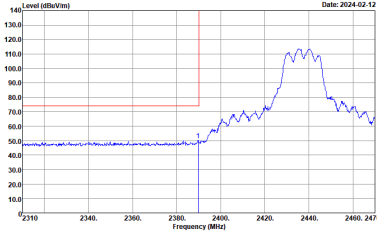
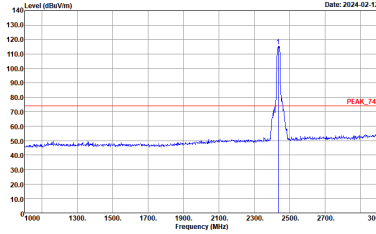
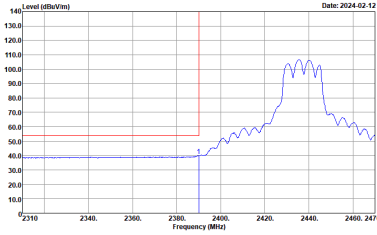
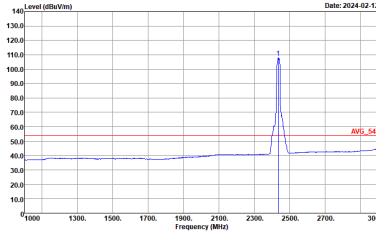


WIFI	2.4GHz 2400~2483.5MHz Band Edge @ 3m	
ANT	802.11g CH06 2437MHz - L	
	Horizontal	Fundamental
Peak	 <p>Site : 03CH20-HY Condition : PEAK_BE_74 3m 91200_02360_231030 HORIZONTAL : RBW:1000.000KHz VBW:3000.000KHz SWT:Auto</p>	 <p>Site : 03CH20-HY Condition : PEAK_74 3m 91200_02360_231030 HORIZONTAL : RBW:1000.000KHz VBW:3000.000KHz SWT:Auto</p>
Avg.	 <p>Site : 03CH20-HY Condition : AVG_BE_54 3m 91200_02360_231030 HORIZONTAL : RBW:1000.000KHz VBW:0.620KHz SWT:Auto</p>	 <p>Site : 03CH20-HY Condition : AVG_54 3m 91200_02360_231030 HORIZONTAL : RBW:1000.000KHz VBW:0.620KHz SWT:Auto</p>



WIFI	2.4GHz 2400~2483.5MHz Band Edge @ 3m	
ANT	802.11g CH06 2437MHz - R	
	Horizontal	Fundamental
Peak	 <p>Site : 03CH20-HY Condition : PEAK_BE_74 3m 91200_02360_231030 HORIZONTAL : RBW:1000.000KHz VBW:3000.000KHz SWF:Auto</p>	Left blank
Avg.	 <p>Site : 03CH20-HY Condition : AVG_BE_54 3m 91200_02360_231030 HORIZONTAL : RBW:1000.000KHz VBW:0.620KHz SWF:Auto</p>	Left blank

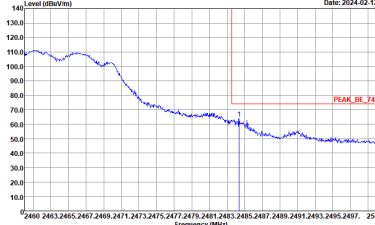
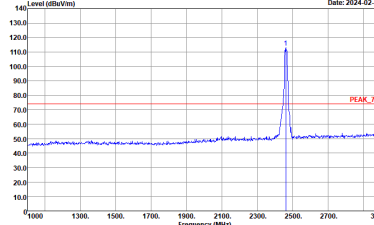
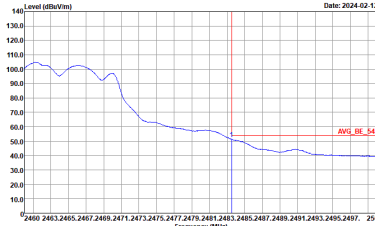
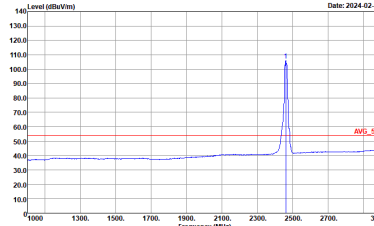


WIFI	2.4GHz 2400~2483.5MHz Band Edge @ 3m	
ANT	802.11g CH06 2437MHz - L	
	Vertical	Fundamental
Peak	 <p>Site : 03CH20-HY Condition : PEAK_BE_74 3m 91200_02360_231030 VERTICAL : RBW:1000.000KHz VBW:3000.000KHz SWT:Auto</p>	 <p>Site : 03CH20-HY Condition : PEAK_74 3m 91200_02360_231030 VERTICAL : RBW:1000.000KHz VBW:3000.000KHz SWT:Auto</p>
Avg.	 <p>Site : 03CH20-HY Condition : AVG_BE_54 3m 91200_02360_231030 VERTICAL : RBW:1000.000KHz VBW:6.200KHz SWT:Auto</p>	 <p>Site : 03CH20-HY Condition : AVG_54 3m 91200_02360_231030 VERTICAL : RBW:1000.000KHz VBW:6.200KHz SWT:Auto</p>

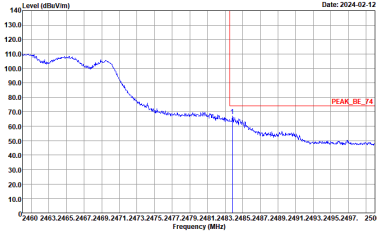
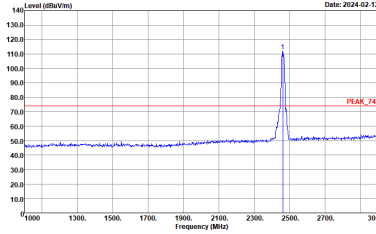
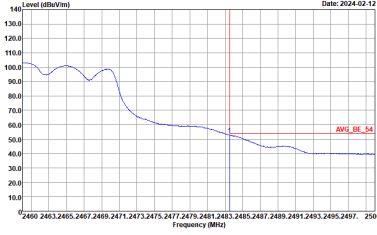
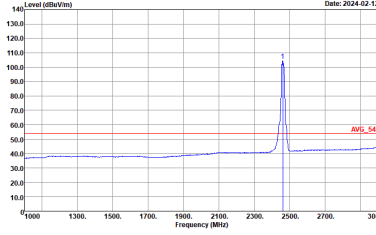


WIFI	2.4GHz 2400~2483.5MHz Band Edge @ 3m	
ANT	802.11g CH06 2437MHz - R	
	Vertical	Fundamental
Peak	<p>Site : 03CH20-HY Condition : PEAK_BE_74 3m 91200_02360_231030 VERTICAL : RBW:1000.000KHz VBW:3000.000KHz SWF:Auto</p>	Left Blank
Avg.	<p>Site : 03CH20-HY Condition : AVG_BE_54 3m 91200_02360_231030 VERTICAL : RBW:1000.000KHz VBW:0.620KHz SWF:Auto</p>	Left Blank



WIFI	2.4GHz 2400~2483.5MHz Band Edge @ 3m	
ANT	802.11g CH11 2462MHz	
	Horizontal	Fundamental
Peak	 <p>Site : 03CH20-HY Condition : PEAK_BE_74 3m 91200_02360_231030 HORIZONTAL : RBW:1000.000KHz VBW:3000.000KHz SWT:Auto</p>	 <p>Site : 03CH20-HY Condition : PEAK_74 3m 91200_02360_231030 HORIZONTAL : RBW:1000.000KHz VBW:3000.000KHz SWT:Auto</p>
Avg.	 <p>Site : 03CH20-HY Condition : AVG_BE_54 3m 91200_02360_231030 HORIZONTAL : RBW:1000.000KHz VBW:0.620KHz SWT:Auto</p>	 <p>Site : 03CH20-HY Condition : AVG_54 3m 91200_02360_231030 HORIZONTAL : RBW:1000.000KHz VBW:0.620KHz SWT:Auto</p>



WIFI	2.4GHz 2400~2483.5MHz Band Edge @ 3m	
ANT	802.11g CH11 2462MHz	
	Vertical	Fundamental
Peak	 <p>Site : 03CH20-HY Condition : PEAK_BE_74 3m 91200_02360_231030 VERTICAL : RBW:1000.000KHz VBW:3000.000KHz SWT:Auto</p>	 <p>Site : 03CH20-HY Condition : PEAK_74 3m 91200_02360_231030 VERTICAL : RBW:1000.000KHz VBW:3000.000KHz SWT:Auto</p>
Avg.	 <p>Site : 03CH20-HY Condition : AVG_BE_54 3m 91200_02360_231030 VERTICAL : RBW:1000.000KHz VBW:0.620KHz SWT:Auto</p>	 <p>Site : 03CH20-HY Condition : AVG_54 3m 91200_02360_231030 VERTICAL : RBW:1000.000KHz VBW:0.620KHz SWT:Auto</p>

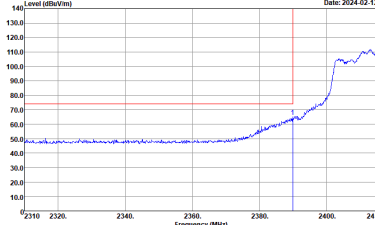
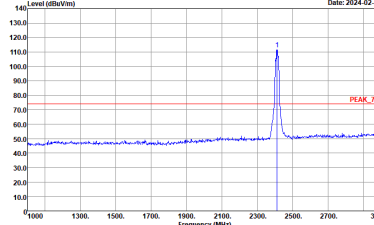
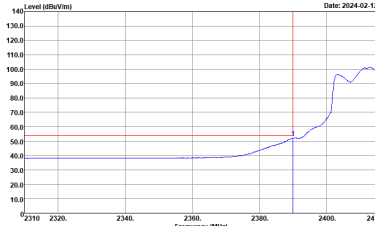
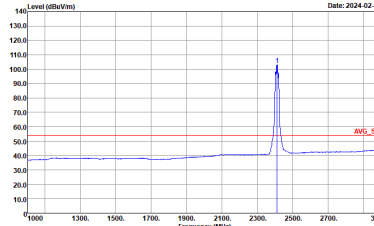


2.4GHz 2400~2483.5MHz

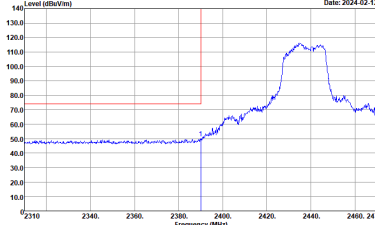
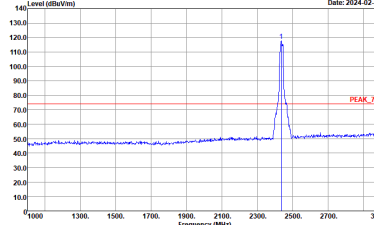
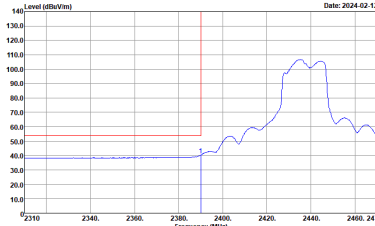
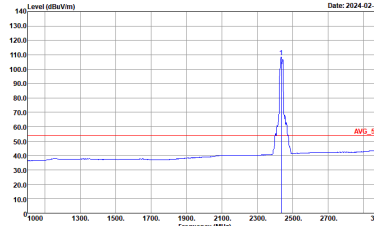
WIFI 802.11ax HE20 Full (Band Edge @ 3m)

WIFI	2.4GHz 2400~2483.5MHz Band Edge @ 3m	
ANT	802.11ax HE20 Full CH01 2412MHz	
	Horizontal	Fundamental
Peak	<p>Site : 03CH20-HY Condition : PEAK_BE_74 3m 91200_02360_231030 HORIZONTAL : RBW:1000.000KHz VBW:3000.000KHz SWT:Auto</p>	<p>Site : 03CH20-HY Condition : PEAK_74 3m 91200_02360_231030 HORIZONTAL : RBW:1000.000KHz VBW:3000.000KHz SWT:Auto</p>
Avg.	<p>Site : 03CH20-HY Condition : AVG_BE_54 3m 91200_02360_231030 HORIZONTAL : RBW:1000.000KHz VBW:0.240KHz SWT:Auto</p>	<p>Site : 03CH20-HY Condition : AVG_54 3m 91200_02360_231030 HORIZONTAL : RBW:1000.000KHz VBW:0.240KHz SWT:Auto</p>



WIFI	2.4GHz 2400~2483.5MHz Band Edge @ 3m	
ANT	802.11ax HE20 Full CH01 2412MHz	
	Vertical	Fundamental
Peak	 <p>Site : 03CH20-HY Condition : PEAK_BE_74 3m 91200_02360_231030 VERTICAL : RBW:1000.000KHz VBW:3000.000KHz SWT:Auto</p>	 <p>Site : 03CH20-HY Condition : PEAK_74 3m 91200_02360_231030 VERTICAL : RBW:1000.000KHz VBW:3000.000KHz SWT:Auto</p>
Avg.	 <p>Site : 03CH20-HY Condition : AVG_BE_54 3m 91200_02360_231030 VERTICAL : RBW:1000.000KHz VBW:0.240KHz SWT:Auto</p>	 <p>Site : 03CH20-HY Condition : AVG_54 3m 91200_02360_231030 VERTICAL : RBW:1000.000KHz VBW:0.240KHz SWT:Auto</p>

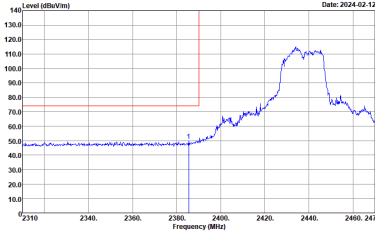
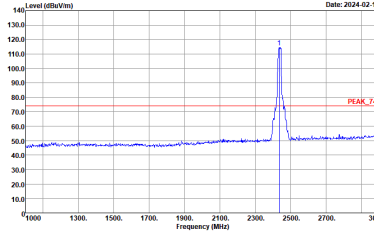
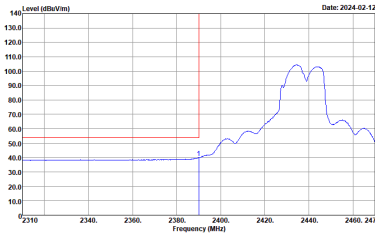
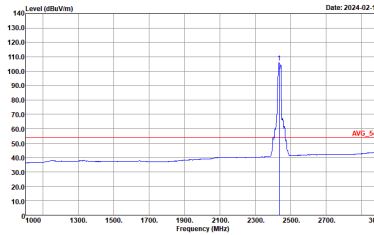


WIFI	2.4GHz 2400~2483.5MHz Band Edge @ 3m	
ANT	802.11ax HE20 Full CH06 2437MHz - L	
	Horizontal	Fundamental
Peak	 <p>Site : 03CH20-HY Condition : PEAK_BE_74 3m 91200_02360_231030 HORIZONTAL : RBW:1000.000KHz VBW:3000.000KHz SWT:Auto</p>	 <p>Site : 03CH20-HY Condition : PEAK_74 3m 91200_02360_231030 HORIZONTAL : RBW:1000.000KHz VBW:3000.000KHz SWT:Auto</p>
Avg.	 <p>Site : 03CH20-HY Condition : AVG_BE_54 3m 91200_02360_231030 HORIZONTAL : RBW:1000.000KHz VBW:0.240KHz SWT:Auto</p>	 <p>Site : 03CH20-HY Condition : AVG_54 3m 91200_02360_231030 HORIZONTAL : RBW:1000.000KHz VBW:0.240KHz SWT:Auto</p>

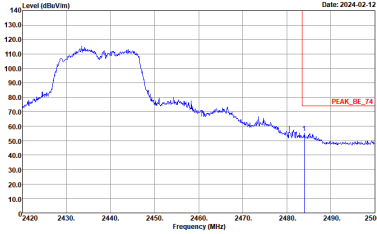
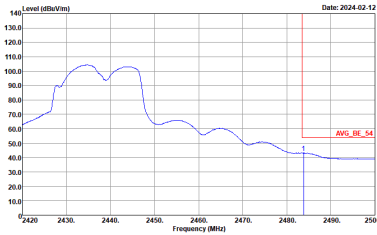


WIFI	2.4GHz 2400~2483.5MHz Band Edge @ 3m	
ANT	802.11ax HE20 Full CH06 2437MHz - R	
	Horizontal	Fundamental
Peak	<p>Site : 03CH20-HY Condition : PEAK_BE_74 3m 91200_02360_231030 HORIZONTAL : RBW:1000.000KHz VBW:3000.000KHz SWF:Auto</p>	Left blank
Avg.	<p>Site : 03CH20-HY Condition : AVG_BE_54 3m 91200_02360_231030 HORIZONTAL : RBW:1000.000KHz VBW:0.240KHz SWF:Auto</p>	Left blank

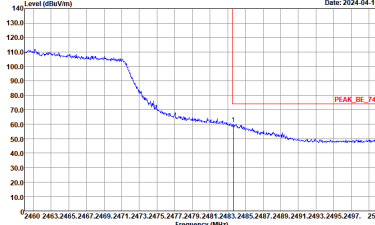
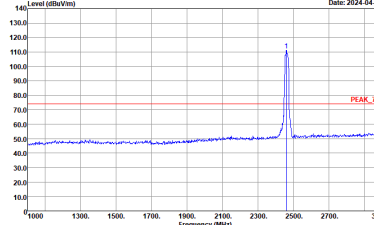
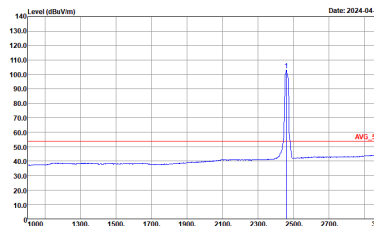
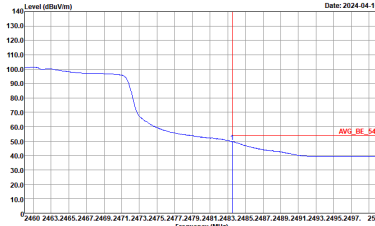


WIFI	2.4GHz 2400~2483.5MHz Band Edge @ 3m	
ANT	802.11ax HE20 Full CH06 2437MHz - L	
	Vertical	Fundamental
Peak	 <p>Site : 03CH20-HY Condition : PEAK_BE_74 3m 91200_02360_231030 VERTICAL : RBW:1000.000KHz VBW:3000.000KHz SWT:Auto</p>	 <p>Site : 03CH20-HY Condition : PEAK_74 3m 91200_02360_231030 VERTICAL : RBW:1000.000KHz VBW:3000.000KHz SWT:Auto</p>
Avg.	 <p>Site : 03CH20-HY Condition : AVG_BE_54 3m 91200_02360_231030 VERTICAL : RBW:1000.000KHz VBW:0.240KHz SWT:Auto</p>	 <p>Site : 03CH20-HY Condition : AVG_54 3m 91200_02360_231030 VERTICAL : RBW:1000.000KHz VBW:0.240KHz SWT:Auto</p>

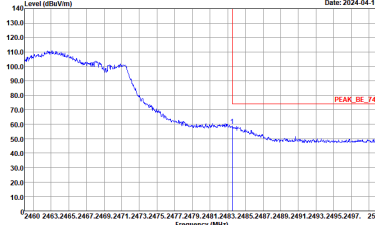
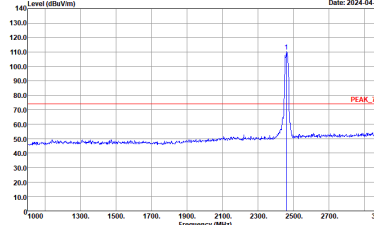
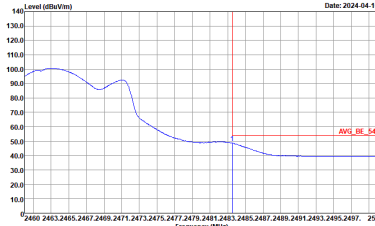
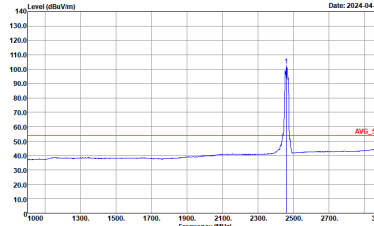


WIFI	2.4GHz 2400~2483.5MHz Band Edge @ 3m	
ANT	802.11ax HE20 Full CH06 2437MHz - R	
	Vertical	Fundamental
Peak	 <p>Site : 03CH20-HY Condition : PEAK_BE_74 3m 91200_02360_231030 VERTICAL : RBW:1000.000KHz VBW:3000.000KHz SWF:Auto</p>	Left blank
Avg.	 <p>Site : 03CH20-HY Condition : AVG_BE_54 3m 91200_02360_231030 VERTICAL : RBW:1000.000KHz VBW:0.240KHz SWF:Auto</p>	Left blank



WIFI	2.4GHz 2400~2483.5MHz Band Edge @ 3m	
ANT	802.11ax HE20 Full CH11 2462MHz	
	Horizontal	Fundamental
Peak	 <p>Site : 03CH20-HY Condition : PEAK_BE_74 3m 91200_02360_231030 HORIZONTAL : RBW:1000.000KHz VBW:3000.000KHz SWT:Auto</p>	 <p>Site : 03CH20-HY Condition : PEAK_74 3m 91200_02360_231030 HORIZONTAL : RBW:1000.000KHz VBW:3000.000KHz SWT:Auto</p>  <p>Site : 03CH20-HY Condition : AVG_54 3m 91200_02360_231030 HORIZONTAL : RBW:1000.000KHz VBW:0.240KHz SWT:Auto</p>
Avg.	 <p>Site : 03CH20-HY Condition : AVG_BE_54 3m 91200_02360_231030 HORIZONTAL : RBW:1000.000KHz VBW:0.240KHz SWT:Auto</p>	

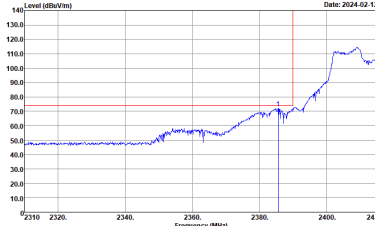
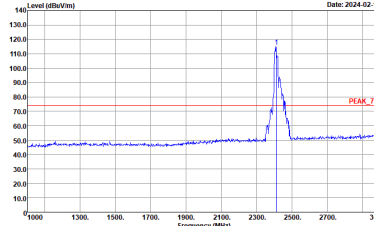
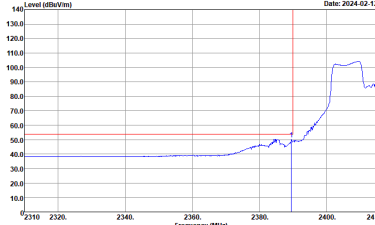
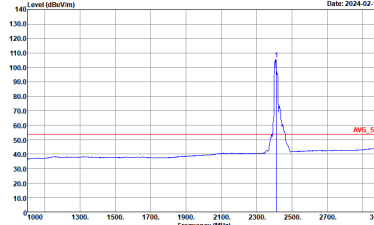


WIFI	2.4GHz 2400~2483.5MHz Band Edge @ 3m	
ANT	802.11ax HE20 Full CH11 2462MHz	
	Vertical	Fundamental
Peak	 <p>Site : 03CH20-HY Condition : PEAK_BE_74 3m 91200_02360_231030 VERTICAL : RBW:1000.000KHz VBW:3000.000KHz SWT:Auto</p>	 <p>Site : 03CH20-HY Condition : PEAK_74 3m 91200_02360_231030 VERTICAL : RBW:1000.000KHz VBW:3000.000KHz SWT:Auto</p>
Avg.	 <p>Site : 03CH20-HY Condition : AVG_BE_54 3m 91200_02360_231030 VERTICAL : RBW:1000.000KHz VBW:0.240KHz SWT:Auto</p>	 <p>Site : 03CH20-HY Condition : AVG_54 3m 91200_02360_231030 VERTICAL : RBW:1000.000KHz VBW:0.240KHz SWT:Auto</p>

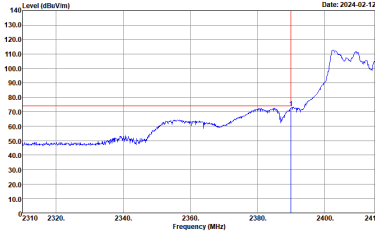
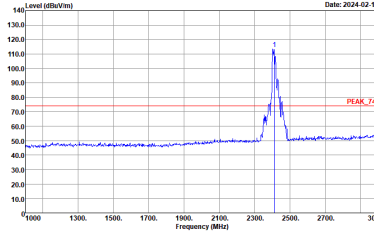
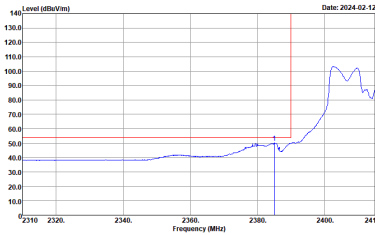
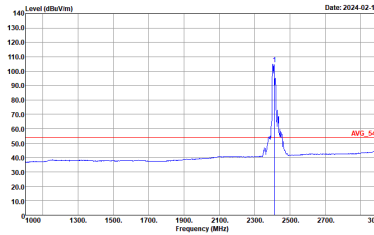


2.4GHz 2400~2483.5MHz

WIFI 802.11ax HE20 Partial 106 (Band Edge @ 3m)

WIFI	2.4GHz 2400~2483.5MHz Band Edge @ 3m	
ANT	802.11ax HE20 Partial 106/53 CH01 2412MHz	
	Horizontal	Fundamental
Peak	 <p>Site : 03CH20-HY Condition : PEAK_BE_74 3m 91200_02360_231030 HORIZONTAL : RBW:1000.000KHz VBW:3000.000KHz SWT:Auto</p>	 <p>Site : 03CH20-HY Condition : PEAK_74 3m 91200_02360_231030 HORIZONTAL : RBW:1000.000KHz VBW:3000.000KHz SWT:Auto</p>
Avg.	 <p>Site : 03CH20-HY Condition : AVG_BE_54 3m 91200_02360_231030 HORIZONTAL : RBW:1000.000KHz VBW:0.270KHz SWT:Auto</p>	 <p>Site : 03CH20-HY Condition : AVG_54 3m 91200_02360_231030 HORIZONTAL : RBW:1000.000KHz VBW:0.270KHz SWT:Auto</p>



WIFI	2.4GHz 2400~2483.5MHz Band Edge @ 3m	
ANT	802.11ax HE20 Partial 106/53 CH01 2412MHz	
	Vertical	Fundamental
Peak	 <p>Site : 03CH20-HY Condition : PEAK_BE_74 3m 91200_02360_231030 VERTICAL : RBW:1000.000kHz VBW:3000.000kHz SWT:Auto</p>	 <p>Site : 03CH20-HY Condition : PEAK_74 3m 91200_02360_231030 VERTICAL : RBW:1000.000kHz VBW:3000.000kHz SWT:Auto</p>
Avg.	 <p>Site : 03CH20-HY Condition : AVG_BE_54 3m 91200_02360_231030 VERTICAL : RBW:1000.000kHz VBW:0.270kHz SWT:Auto</p>	 <p>Site : 03CH20-HY Condition : AVG_54 3m 91200_02360_231030 VERTICAL : RBW:1000.000kHz VBW:0.270kHz SWT:Auto</p>



WIFI	2.4GHz 2400~2483.5MHz Band Edge @ 3m	
ANT	802.11ax HE20 Partial 106/54 CH11 2462MHz	
	Horizontal	Fundamental
Peak	<p>Site : 03CH20-HY Condition : PEAK_74 3m 91200_02360_231030 HORIZONTAL : RBW:1000.000KHz VBW:3000.000KHz SWT:Auto</p>	<p>Site : 03CH20-HY Condition : PEAK_BE_74 3m 91200_02360_231030 HORIZONTAL : RBW:1000.000KHz VBW:3000.000KHz SWT:Auto</p>
Avg.	<p>Site : 03CH20-HY Condition : AVG_54 3m 91200_02360_231030 HORIZONTAL : RBW:1000.000KHz VBW:0.270KHz SWT:Auto</p>	<p>Site : 03CH20-HY Condition : AVG_BE_54 3m 91200_02360_231030 HORIZONTAL : RBW:1000.000KHz VBW:0.270KHz SWT:Auto</p>

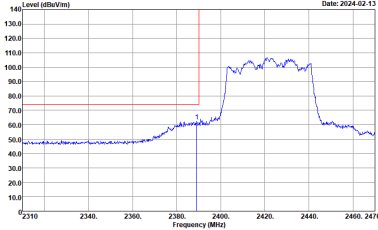
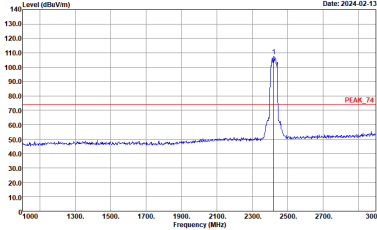
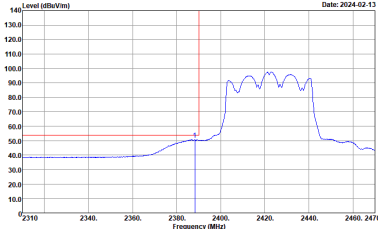
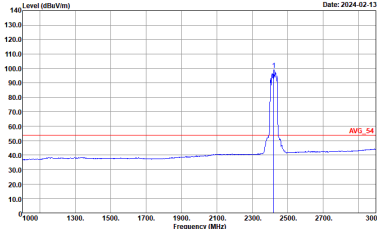


WIFI	2.4GHz 2400~2483.5MHz Band Edge @ 3m	
ANT	802.11ax HE20 Partial 106/54 CH11 2462MHz	
	Vertical	Fundamental
Peak	<p>Site : 03CH20-HY Condition : PEAK_74 3m 91200_02360_231030 VERTICAL : RBW:1000.000KHz VBW:3000.000KHz SWT:Auto</p>	<p>Site : 03CH20-HY Condition : PEAK_BE_74 3m 91200_02360_231030 VERTICAL : RBW:1000.000KHz VBW:3000.000KHz SWT:Auto</p>
Avg.	<p>Site : 03CH20-HY Condition : AVG_54 3m 91200_02360_231030 VERTICAL : RBW:1000.000KHz VBW:0.270KHz SWT:Auto</p>	<p>Site : 03CH20-HY Condition : AVG_BE_54 3m 91200_02360_231030 VERTICAL : RBW:1000.000KHz VBW:0.270KHz SWT:Auto</p>

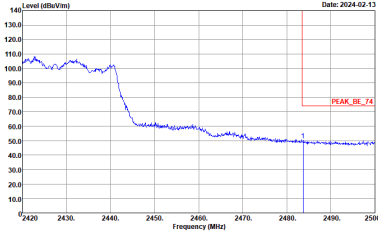
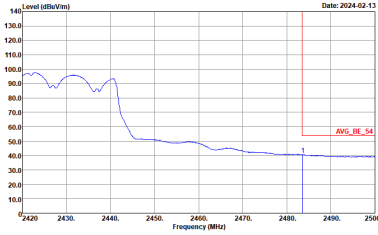


2.4GHz 2400~2483.5MHz

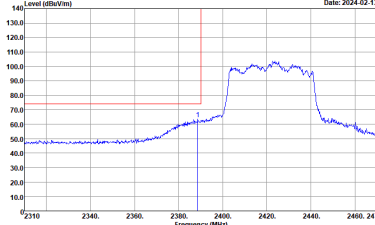
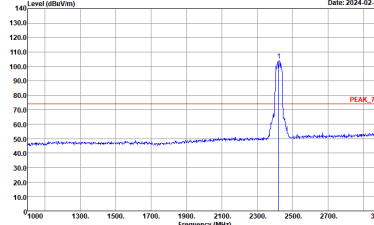
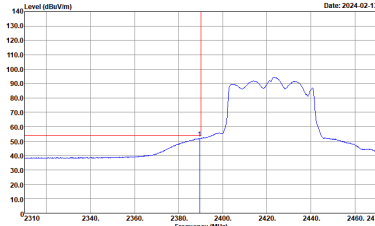
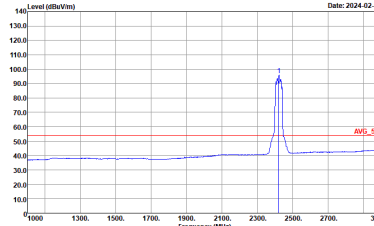
WIFI 802.11ax HE40 Full (Band Edge @ 3m)

WIFI	2.4GHz 2400~2483.5MHz Band Edge @ 3m	
ANT	802.11ax HE40 Full CH03 2422MHz - L	
	Horizontal	Fundamental
Peak	 <p>Site : 03CH20-HY Condition : PEAK_BE_74 3m 91200_02360_231030 HORIZONTAL : RBW:1000.000KHz VBW:3000.000KHz SWT:Auto</p>	 <p>Site : 03CH20-HY Condition : PEAK_74 3m 91200_02360_231030 HORIZONTAL : RBW:1000.000KHz VBW:3000.000KHz SWT:Auto</p>
Avg.	 <p>Site : 03CH20-HY Condition : AVG_BE_54 3m 91200_02360_231030 HORIZONTAL : RBW:1000.000KHz VBW:0.560KHz SWT:Auto</p>	 <p>Site : 03CH20-HY Condition : AVG_54 3m 91200_02360_231030 HORIZONTAL : RBW:1000.000KHz VBW:0.560KHz SWT:Auto</p>

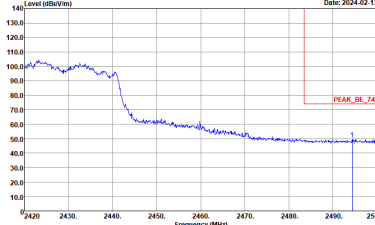
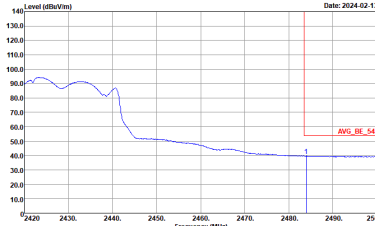


WIFI	2.4GHz 2400~2483.5MHz Band Edge @ 3m	
ANT	802.11ax HE40 Full CH03 2422MHz - R	
	Horizontal	Fundamental
Peak	 <p>Site : 03CH20-HY Condition : PEAK_BE_74 3m 91200_02360_231030 HORIZONTAL : RBW:1000.000KHz VBW:3000.000KHz SWF:Auto</p>	Left blank
Avg.	 <p>Site : 03CH20-HY Condition : AVG_BE_54 3m 91200_02360_231030 HORIZONTAL : RBW:1000.000KHz VBW:0.560KHz SWF:Auto</p>	Left blank

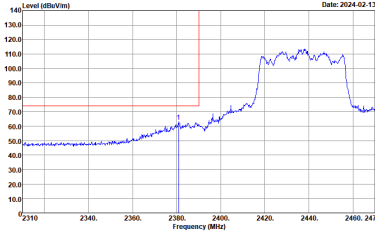
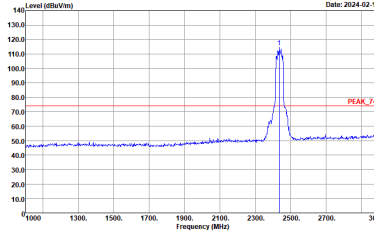
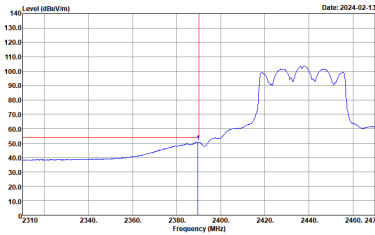
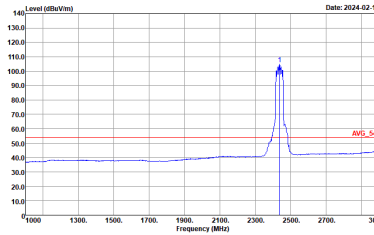


WIFI	2.4GHz 2400~2483.5MHz Band Edge @ 3m	
ANT	802.11ax HE40 Full CH03 2422MHz - L	
	Vertical	Fundamental
Peak	 <p>Date: 2024-02-13</p> <p>Site : 03CH20-HY Condition : PEAK_BE_74 3m 91200_02360_231030 VERTICAL : RBW:1000.000KHz VBW:3000.000KHz SWT:Auto</p>	 <p>Date: 2024-02-13</p> <p>Site : 03CH20-HY Condition : PEAK_74 3m 91200_02360_231030 VERTICAL : RBW:1000.000KHz VBW:3000.000KHz SWT:Auto</p>
Avg.	 <p>Date: 2024-02-13</p> <p>Site : 03CH20-HY Condition : AVG_BE_54 3m 91200_02360_231030 VERTICAL : RBW:1000.000KHz VBW:0.560KHz SWT:Auto</p>	 <p>Date: 2024-02-13</p> <p>Site : 03CH20-HY Condition : AVG_54 3m 91200_02360_231030 VERTICAL : RBW:1000.000KHz VBW:0.560KHz SWT:Auto</p>



WIFI	2.4GHz 2400~2483.5MHz Band Edge @ 3m	
ANT	802.11ax HE40 Full CH03 2422MHz - R	
	Vertical	Fundamental
Peak	 <p>Site : 03CH20-HY Condition : PEAK_BE_74 3m 91200_02360_231030 VERTICAL : RBW:1000.000KHz VBW:3000.000KHz SWF:Auto</p>	Left blank
Avg.	 <p>Site : 03CH20-HY Condition : AVG_BE_54 3m 91200_02360_231030 VERTICAL : RBW:1000.000KHz VBW:0.560KHz SWF:Auto</p>	Left blank

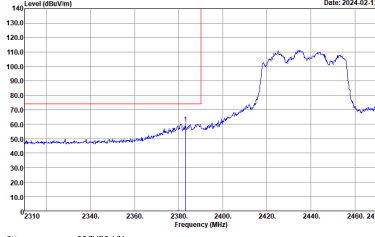
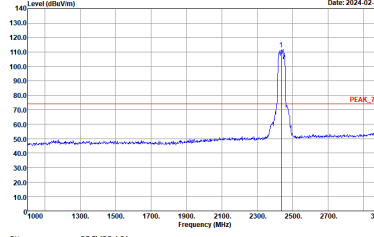
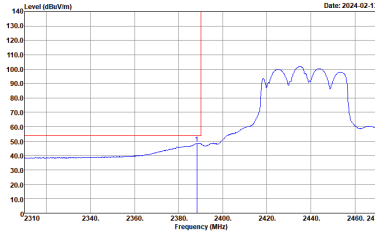
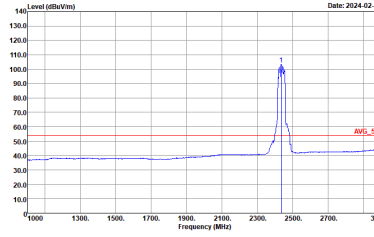


WIFI	2.4GHz 2400~2483.5MHz Band Edge @ 3m	
ANT	802.11ax HE40 Full CH06 2437MHz - L	
	Horizontal	Fundamental
Peak	 <p>Site : 03CH20-HY Condition : PEAK_BE_74 3m 91200_02360_231030 HORIZONTAL : RBW:1000.000KHz VBW:3000.000KHz SWT:Auto</p>	 <p>Site : 03CH20-HY Condition : PEAK_74 3m 91200_02360_231030 HORIZONTAL : RBW:1000.000KHz VBW:3000.000KHz SWT:Auto</p>
Avg.	 <p>Site : 03CH20-HY Condition : AVG_BE_54 3m 91200_02360_231030 HORIZONTAL : RBW:1000.000KHz VBW:0.560KHz SWT:Auto</p>	 <p>Site : 03CH20-HY Condition : AVG_54 3m 91200_02360_231030 HORIZONTAL : RBW:1000.000KHz VBW:0.560KHz SWT:Auto</p>

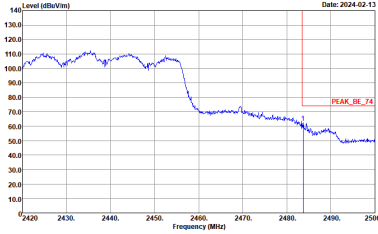
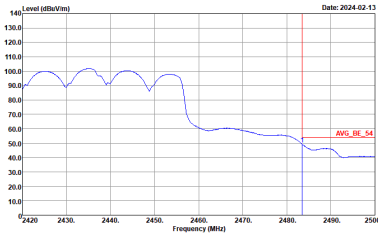


WIFI	2.4GHz 2400~2483.5MHz Band Edge @ 3m	
ANT	802.11ax HE40 Full CH06 2437MHz - R	
	Horizontal	Fundamental
Peak	<p>Site : 03CH20-HY Condition : PEAK_BE_74 3m 91200_02360_231030 HORIZONTAL : RBW:1000.000KHz VBW:3000.000KHz SWF:Auto</p>	Left blank
Avg.	<p>Site : 03CH20-HY Condition : AVG_BE_54 3m 91200_02360_231030 HORIZONTAL : RBW:1000.000KHz VBW:0.560KHz SWF:Auto</p>	Left blank

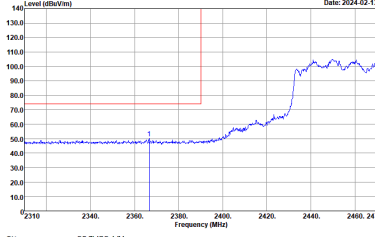
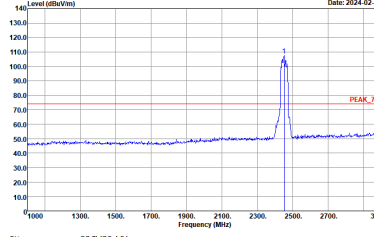
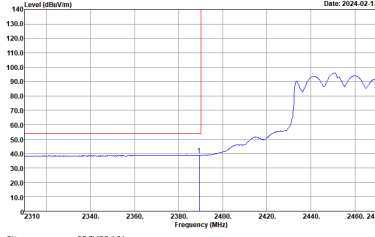
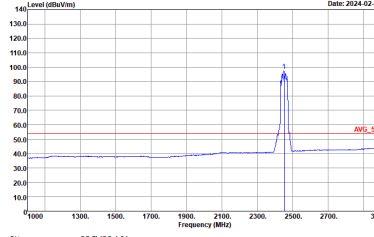


WIFI	2.4GHz 2400~2483.5MHz Band Edge @ 3m	
ANT	802.11ax HE40 Full CH06 2437MHz - L	
	Vertical	Fundamental
Peak	 <p>Site : 03CH20-HY Condition : PEAK_BE_74 3m 91200_02360_231030 VERTICAL : RBW:1000.000KHz VBW:3000.000KHz SWT:Auto</p>	 <p>Site : 03CH20-HY Condition : PEAK_74 3m 91200_02360_231030 VERTICAL : RBW:1000.000KHz VBW:3000.000KHz SWT:Auto</p>
Avg.	 <p>Site : 03CH20-HY Condition : AVG_BE_54 3m 91200_02360_231030 VERTICAL : RBW:1000.000KHz VBW:0.560KHz SWT:Auto</p>	 <p>Site : 03CH20-HY Condition : AVG_54 3m 91200_02360_231030 VERTICAL : RBW:1000.000KHz VBW:0.560KHz SWT:Auto</p>

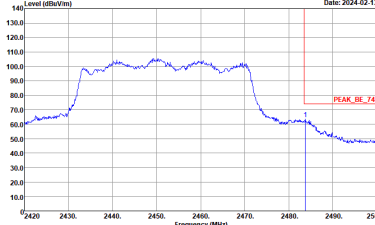
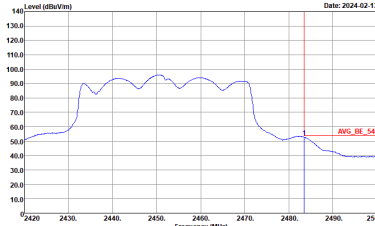


WIFI	2.4GHz 2400~2483.5MHz Band Edge @ 3m	
ANT	802.11ax HE40 Full CH06 2437MHz - R	
	Vertical	Fundamental
Peak	 <p>Site : 03CH20-HY Condition : PEAK_BE_74 3m 91200_02360_231030 VERTICAL : RBW:1000.000KHz VBW:3000.000KHz SWF:Auto</p>	Left blank
Avg.	 <p>Site : 03CH20-HY Condition : AVG_BE_54 3m 91200_02360_231030 VERTICAL : RBW:1000.000KHz VBW:0.560KHz SWF:Auto</p>	Left blank

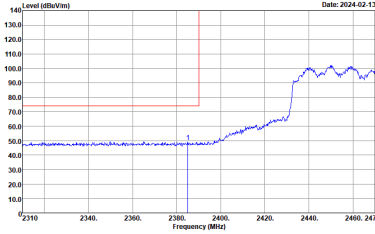
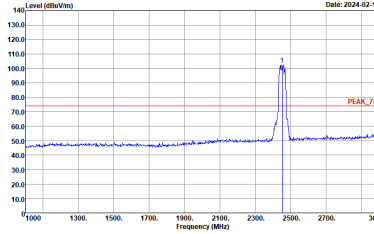
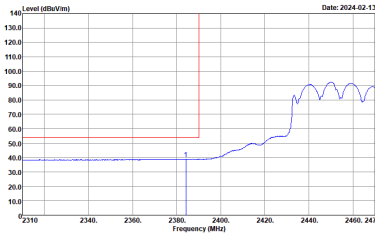
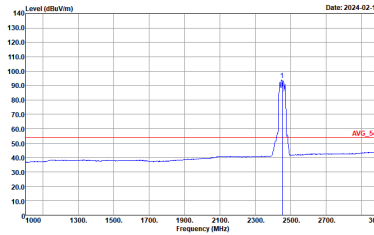


WIFI	2.4GHz 2400~2483.5MHz Band Edge @ 3m	
ANT	802.11ax HE40 Full CH09 2452MHz - L	
	Horizontal	Fundamental
Peak	 <p>Site : 03CH20-HY Condition : PEAK_BE_74 3m 91200_02360_231030 HORIZONTAL : RBW:1000.000KHz VBW:3000.000KHz SWT:Auto</p>	 <p>Site : 03CH20-HY Condition : PEAK_74 3m 91200_02360_231030 HORIZONTAL : RBW:1000.000KHz VBW:3000.000KHz SWT:Auto</p>
Avg.	 <p>Site : 03CH20-HY Condition : AVG_BE_54 3m 91200_02360_231030 HORIZONTAL : RBW:1000.000KHz VBW:0.560KHz SWT:Auto</p>	 <p>Site : 03CH20-HY Condition : AVG_54 3m 91200_02360_231030 HORIZONTAL : RBW:1000.000KHz VBW:0.560KHz SWT:Auto</p>

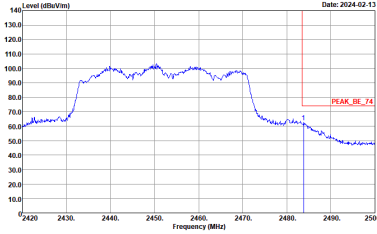
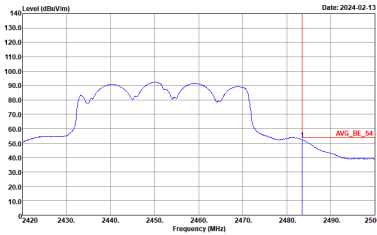


WIFI	2.4GHz 2400~2483.5MHz Band Edge @ 3m	
ANT	802.11ax HE40 Full CH09 2452MHz - R	
	Horizontal	Fundamental
Peak	 <p>Site : 03CH20-HY Condition : PEAK_BE_74 3m 91200_02360_231030 HORIZONTAL : RBW:1000.000KHz VBW:3000.000KHz SWF:Auto</p>	Left blank
Avg.	 <p>Site : 03CH20-HY Condition : AVG_BE_54 3m 91200_02360_231030 HORIZONTAL : RBW:1000.000KHz VBW:0.560KHz SWF:Auto</p>	Left blank



WIFI	2.4GHz 2400~2483.5MHz Band Edge @ 3m	
ANT	802.11ax HE40 Full CH09 2452MHz - L	
	Vertical	Fundamental
Peak	 <p>Site : 03CH20-HY Condition : PEAK_BE_74 3m 91200_02360_231030 VERTICAL : RBW:1000.000KHz VBW:3000.000KHz SWT:Auto</p>	 <p>Site : 03CH20-HY Condition : PEAK_74 3m 91200_02360_231030 VERTICAL : RBW:1000.000KHz VBW:3000.000KHz SWT:Auto</p>
Avg.	 <p>Site : 03CH20-HY Condition : AVG_BE_54 3m 91200_02360_231030 VERTICAL : RBW:1000.000KHz VBW:0.560KHz SWT:Auto</p>	 <p>Site : 03CH20-HY Condition : AVG_54 3m 91200_02360_231030 VERTICAL : RBW:1000.000KHz VBW:0.560KHz SWT:Auto</p>



WIFI	2.4GHz 2400~2483.5MHz Band Edge @ 3m	
ANT	802.11ax HE40 Full CH09 2452MHz - R	
	Vertical	Fundamental
Peak	 <p>Site : 03CH20-HY Condition : PEAK_BE_74 3m 91200_02360_231030 VERTICAL : RBW:1000.000KHz VBW:3000.000KHz SWF:Auto</p>	Left blank
Avg.	 <p>Site : 03CH20-HY Condition : AVG_BE_54 3m 91200_02360_231030 VERTICAL : RBW:1000.000KHz VBW:0.560KHz SWF:Auto</p>	Left blank


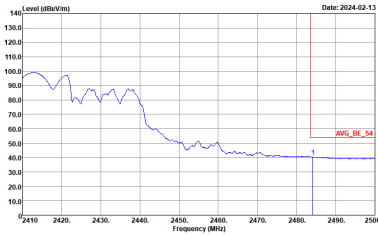


2.4GHz 2400~2483.5MHz

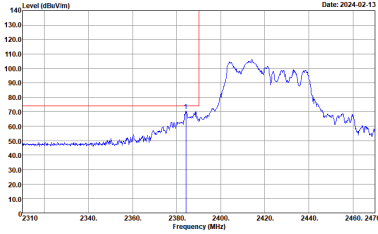
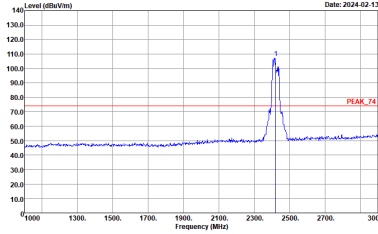
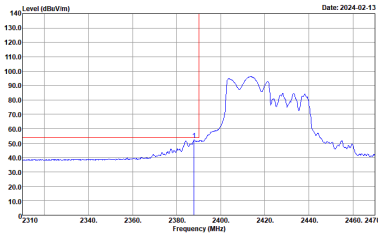
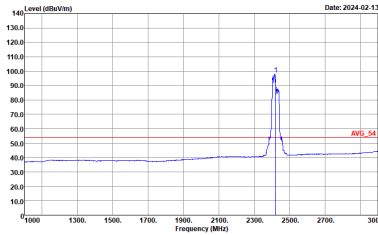
WIFI 802.11ax HE40 Partial 242 (Band Edge @ 3m)

WIFI	2.4GHz 2400~2483.5MHz Band Edge @ 3m	
ANT	802.11ax HE40 Partial 242/61 CH03 2422MHz - L	
	Horizontal	Fundamental
Peak	<p>Site : 03CH20-HY Condition : PEAK_BE_74 3m 91200_02360_231030 HORIZONTAL : RBW:1000.000KHz VBW:3000.000KHz SWT:Auto</p>	<p>Site : 03CH20-HY Condition : PEAK_74 3m 91200_02360_231030 HORIZONTAL : RBW:1000.000KHz VBW:3000.000KHz SWT:Auto</p>
Avg.	<p>Site : 03CH20-HY Condition : AVG_BE_54 3m 91200_02360_231030 HORIZONTAL : RBW:1000.000KHz VBW:0.620KHz SWT:Auto</p>	<p>Site : 03CH20-HY Condition : AVG_54 3m 91200_02360_231030 HORIZONTAL : RBW:1000.000KHz VBW:0.620KHz SWT:Auto</p>



WIFI	2.4GHz 2400~2483.5MHz Band Edge @ 3m	
ANT	802.11ax HE40 Partial 242/61 CH03 2422MHz - R	
	Horizontal	Fundamental
Peak	 <p>Site : 03CH20-HY Condition : PEAK_BE_74 3m 91200_02360_231030 HORIZONTAL : RBW:1000.000KHz VBW:3000.000KHz SWF:Auto</p>	Left blank
Avg.	 <p>Site : 03CH20-HY Condition : AVG_BE_54 3m 91200_02360_231030 HORIZONTAL : RBW:1000.000KHz VBW:0.620KHz SWF:Auto</p>	Left blank

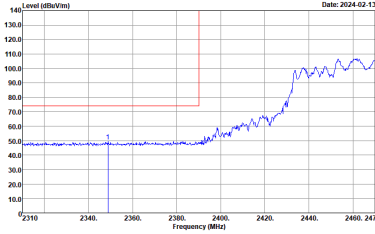
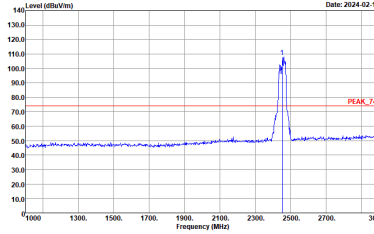
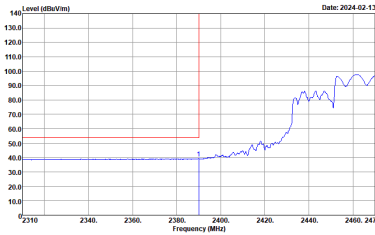
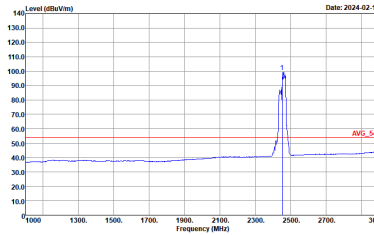


WIFI	2.4GHz 2400~2483.5MHz Band Edge @ 3m	
ANT	802.11ax HE40 Partial 242/61 CH03 2422MHz - L	
	Vertical	Fundamental
Peak	 <p>Site : 03CH20-HY Condition : PEAK_BE_74 3m 91200_02360_231030 VERTICAL : RBW:1000.000KHz VBW:3000.000KHz SWT:Auto</p>	 <p>Site : 03CH20-HY Condition : PEAK_74 3m 91200_02360_231030 VERTICAL : RBW:1000.000KHz VBW:3000.000KHz SWT:Auto</p>
Avg.	 <p>Site : 03CH20-HY Condition : AVG_BE_54 3m 91200_02360_231030 VERTICAL : RBW:1000.000KHz VBW:6.200KHz SWT:Auto</p>	 <p>Site : 03CH20-HY Condition : AVG_54 3m 91200_02360_231030 VERTICAL : RBW:1000.000KHz VBW:6.200KHz SWT:Auto</p>



WIFI	2.4GHz 2400~2483.5MHz Band Edge @ 3m	
ANT	802.11ax HE40 Partial 242/61 CH03 2422MHz - R	
	Vertical	Fundamental
Peak	<p>Site : 03CH20-HY Condition : PEAK_BE_74 3m 91200_02360_231030 VERTICAL : RBW:1000.000KHz VBW:3000.000KHz SWF:Auto</p>	Left blank
Avg.	<p>Site : 03CH20-HY Condition : AVG_BE_54 3m 91200_02360_231030 VERTICAL : RBW:1000.000KHz VBW:0.620KHz SWF:Auto</p>	Left blank



WIFI	2.4GHz 2400~2483.5MHz Band Edge @ 3m	
ANT	802.11ax HE40 Partial 242/62 CH09 2452MHz - L	
	Horizontal	Fundamental
Peak	 <p>Site : 03CH20-HY Condition : PEAK_BE_74 3m 91200_02360_231030 HORIZONTAL : RBW:1000.000KHz VBW:3000.000KHz SWT:Auto</p>	 <p>Site : 03CH20-HY Condition : PEAK_74 3m 91200_02360_231030 HORIZONTAL : RBW:1000.000KHz VBW:3000.000KHz SWT:Auto</p>
Avg.	 <p>Site : 03CH20-HY Condition : AVG_BE_54 3m 91200_02360_231030 HORIZONTAL : RBW:1000.000KHz VBW:0.620KHz SWT:Auto</p>	 <p>Site : 03CH20-HY Condition : AVG_54 3m 91200_02360_231030 HORIZONTAL : RBW:1000.000KHz VBW:0.620KHz SWT:Auto</p>

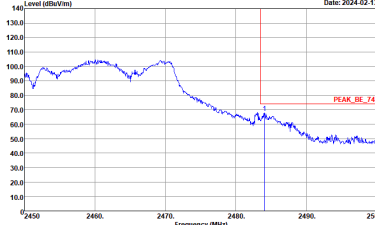
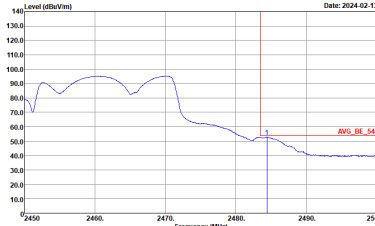


WIFI	2.4GHz 2400~2483.5MHz Band Edge @ 3m	
ANT	802.11ax HE40 Partial 242/62 CH09 2452MHz - R	
	Horizontal	Fundamental
Peak	<p>Site : 03CH20-HY Condition : PEAK_BE_74 3m 91200_02360_231030 HORIZONTAL : RBW:1000.000KHz VBW:3000.000KHz SWF:Auto</p>	Left blank
Avg.	<p>Site : 03CH20-HY Condition : AVG_BE_54 3m 91200_02360_231030 HORIZONTAL : RBW:1000.000KHz VBW:0.620KHz SWF:Auto</p>	Left blank



WIFI	2.4GHz 2400~2483.5MHz Band Edge @ 3m	
ANT	802.11ax HE40 Partial 242/62 CH09 2452MHz - L	
	Vertical	Fundamental
Peak	<p>Site : 03CH20-HY Condition : PEAK_BE_74 3m 91200_02360_231030 VERTICAL : RBW:1000.000KHz VBW:3000.000KHz SWT:Auto</p>	<p>Site : 03CH20-HY Condition : PEAK_74 3m 91200_02360_231030 VERTICAL : RBW:1000.000KHz VBW:3000.000KHz SWT:Auto</p>
Avg.	<p>Site : 03CH20-HY Condition : AVG_BE_54 3m 91200_02360_231030 VERTICAL : RBW:1000.000KHz VBW:0.620KHz SWT:Auto</p>	<p>Site : 03CH20-HY Condition : AVG_54 3m 91200_02360_231030 VERTICAL : RBW:1000.000KHz VBW:0.620KHz SWT:Auto</p>



WIFI	2.4GHz 2400~2483.5MHz Band Edge @ 3m	
ANT	802.11ax HE40 Partial 242/62 CH09 2452MHz - R	
	Vertical	Fundamental
Peak	 <p>Site : 03CH20-HY Condition : PEAK_BE_74 3m 91200_02360_231030 VERTICAL : RBW:1000.000KHz VBW:3000.000KHz SWF:Auto</p>	Left blank
Avg.	 <p>Site : 03CH20-HY Condition : AVG_BE_54 3m 91200_02360_231030 VERTICAL : RBW:1000.000KHz VBW:0.620KHz SWF:Auto</p>	Left blank



2.4GHz 2400~2483.5MHz
WIFI 802.11b (Harmonic @ 3m)

WIFI	2.4GHz 2400~2483.5MHz Harmonic @ 3m	
ANT	802.11b CH01 2412MHz	
	Horizontal	Vertical
Peak Avg.	<p>Site : 03CH20-HY Condition : PEAK_74 3m 91200_02360_231030 HORIZONTAL</p>	<p>Site : 03CH20-HY Condition : PEAK_74 3m 91200_02360_231030 VERTICAL</p>



WIFI	2.4GHz 2400~2483.5MHz Harmonic @ 3m	
ANT	802.11b CH06 2437MHz	
	Horizontal	Vertical
Peak Avg.	<p>Site : 03CH-20-34Y Condition : PEAK_74 3m 9120D_02360_231030 HORIZONTAL</p>	<p>Site : 03CH-20-34Y Condition : PEAK_74 3m 9120D_02360_231030 VERTICAL</p>



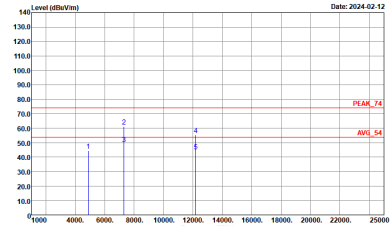
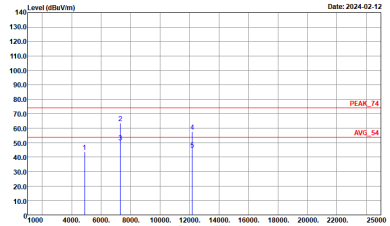
WIFI	2.4GHz 2400~2483.5MHz Harmonic @ 3m	
ANT	802.11b CH11 2462MHz	
	Horizontal	Vertical
Peak Avg.	<p>Site : 03CH-020-14Y Condition : PEAK_74 3m 91200_02360_231030 HORIZONTAL</p>	<p>Site : 03CH-020-14Y Condition : PEAK_74 3m 91200_02360_231030 VERTICAL</p>



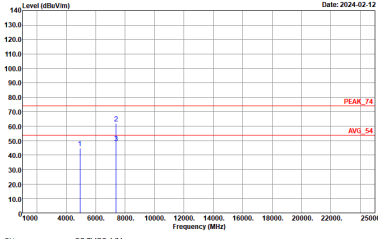
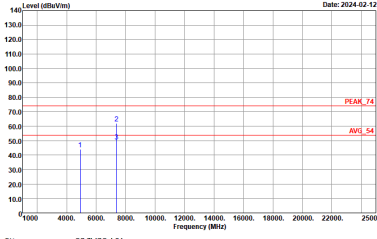
2.4GHz 2400~2483.5MHz
WIFI 802.11g (Harmonic @ 3m)

WIFI	2.4GHz 2400~2483.5MHz Harmonic @ 3m	
ANT	802.11g CH01 2412MHz	
	Horizontal	Vertical
Peak Avg.	<p>Site : 03CH20-HV Condition : PEAK_74 3m 91200_02360_231030 HORIZONTAL</p>	<p>Site : 03CH20-HV Condition : PEAK_74 3m 91200_02360_231030 VERTICAL</p>



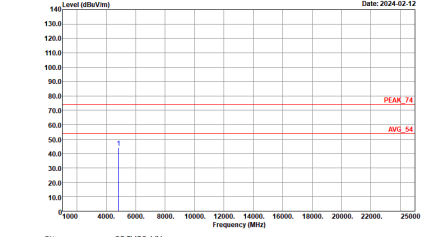
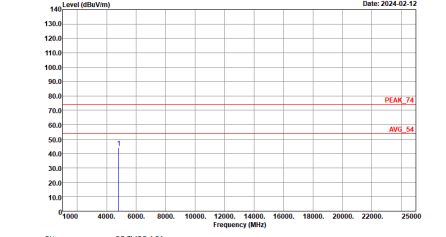
WIFI	2.4GHz 2400~2483.5MHz Harmonic @ 3m	
ANT	802.11g CH06 2437MHz	
	Horizontal	Vertical
<p>Peak</p> <p>Avg.</p>	 <p>Site : 03CH-020-14Y Condition : PEAK_74 3m 91200_02360_231030 HORIZONTAL</p>	 <p>Site : 03CH-020-14Y Condition : PEAK_74 3m 91200_02360_231030 VERTICAL</p>



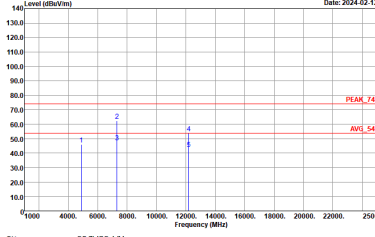
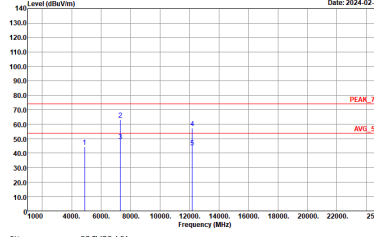
WIFI	2.4GHz 2400~2483.5MHz Harmonic @ 3m	
ANT	802.11g CH11 2462MHz	
	Horizontal	Vertical
Peak Avg.	 <p>Site : 03CH20-14Y Condition : PEAK_74 3m 91200_02360_231030 HORIZONTAL : RBW:1000.000KHz VBW:3000.000KHz SWT:Auto</p>	 <p>Site : 03CH20-14Y Condition : PEAK_74 3m 91200_02360_231030 VERTICAL : RBW:1000.000KHz VBW:3000.000KHz SWT:Auto</p>



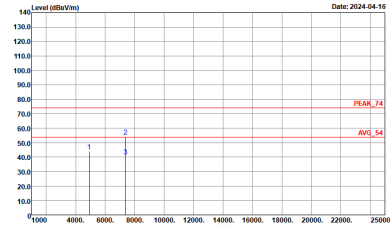
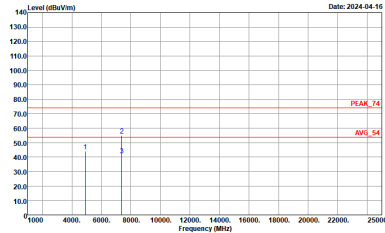
2.4GHz 2400~2483.5MHz
 WIFI 802.11 ax HE20 Full (Harmonic @ 3m)

WIFI	2.4GHz 2400~2483.5MHz Harmonic @ 3m	
ANT	802.11 ax HE20 Full CH01 2412MHz	
	Horizontal	Vertical
<p>Peak Avg.</p>	 <p>Site : 03CH20-HV Condition : PEAK_74 3m 91200_02360_231030 HORIZONTAL</p>	 <p>Site : 03CH20-HV Condition : PEAK_74 3m 91200_02360_231030 VERTICAL</p>



WIFI	2.4GHz 2400~2483.5MHz Harmonic @ 3m	
ANT	802.11 ax HE20 Full CH06 2437MHz	
	Horizontal	Vertical
Peak Avg.	 <p>Site : 03CH-020-14Y Condition : PEAK_74 3m 9120D_02360_231030 HORIZONTAL</p>	 <p>Site : 03CH-020-14Y Condition : PEAK_74 3m 9120D_02360_231030 VERTICAL</p>



WIFI	2.4GHz 2400~2483.5MHz Harmonic @ 3m	
ANT	802.11 ax HE20 Full CH11 2462MHz	
	Horizontal	Vertical
<p>Peak</p> <p>Avg.</p>	 <p>Site : 03CH-20-14Y Condition : PEAK_74 3m 9120D_02360_231030 HORIZONTAL</p>	 <p>Site : 03CH-20-14Y Condition : PEAK_74 3m 9120D_02360_231030 VERTICAL</p>



2.4GHz 2400~2483.5MHz
WIFI 802.11 ax HE40 Full (Harmonic @ 3m)

WIFI	2.4GHz 2400~2483.5MHz Harmonic @ 3m	
ANT	802.11 ax HE40 Full CH03 2422MHz	
	Horizontal	Vertical
Peak Avg.	<p>Site : 03CH20-HV Condition : PEAK_74 3m 9120D_02360_231030 HORIZONTAL</p>	<p>Site : 03CH20-HV Condition : PEAK_74 3m 9120D_02360_231030 VERTICAL</p>



WIFI	2.4GHz 2400~2483.5MHz Harmonic @ 3m	
ANT	802.11 ax HE40 Full CH06 2437MHz	
	Horizontal	Vertical
Peak Avg.	<p>Site : 03CH20-14Y Condition : PEAK_74 3m 9120D_02360_231030 HORIZONTAL</p>	<p>Site : 03CH20-14Y Condition : PEAK_74 3m 9120D_02360_231030 VERTICAL</p>



WIFI	2.4GHz 2400~2483.5MHz Harmonic @ 3m	
ANT	802.11 ax HE40 Full CH09 2452MHz	
	Horizontal	Vertical
Peak Avg.	<p>Site : 03CH20-14Y Condition : PEAK_74 3m 9120D_02360_231030 HORIZONTAL</p>	<p>Site : 03CH20-14Y Condition : PEAK_74 3m 9120D_02360_231030 VERTICAL</p>



Emission above 18GHz
2.4GHz WIFI 802.11g (SHF @ 1m)

WIFI	2.4GHz 2400~2483.5MHz	
ANT	802.11g SHF	
	Horizontal	Vertical
Peak Avg.	<p>Site : 03CH20-HY Condition : PEAK_74 1m SHF_1224_230710 HORIZONTAL</p>	<p>Site : 03CH20-HY Condition : PEAK_74 1m SHF_1224_230710 VERTICAL</p>



2.4GHz 2400~2483.5MHz

Emission below 1GHz

2.4GHz WIFI 802.11g (LF)

WIFI	2.4GHz 2400~2483.5MHz	
ANT	802.11g LF	
	Horizontal	Vertical
QP / Peak	<p>Site : 03CH20-HV Condition : QP-3m LF_55606_231020_200 HORIZONTAL</p>	<p>Site : 03CH20-HV Condition : QP-3m LF_55606_231020_200 VERTICAL</p>



Appendix E. Duty Cycle Plots

Antenna	Band	Duty Cycle(%)	T(us)	1/T(kHz)	VBW Setting
6+7	802.11b	85.98	5520	0.18	200Hz
6+7	802.11g	85.57	1720	0.58	620Hz
6+7	802.11ax HE20 Full RU	85.84	4365	0.23	240Hz
6+7	802.11ax HE20 106 RU	85.81	3900	0.26	270Hz
6+7	802.11ax HE40 Full RU	85.63	1883	0.53	560Hz
6+7	802.11ax HE40 242 RU	85.50	1740	0.57	620Hz



MIMO <Ant. 6+7>

