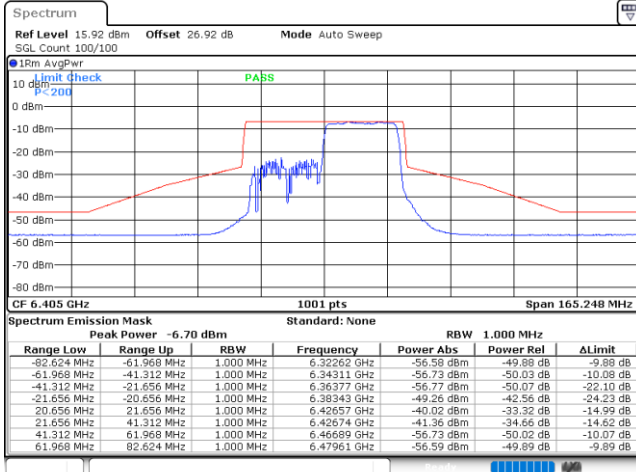




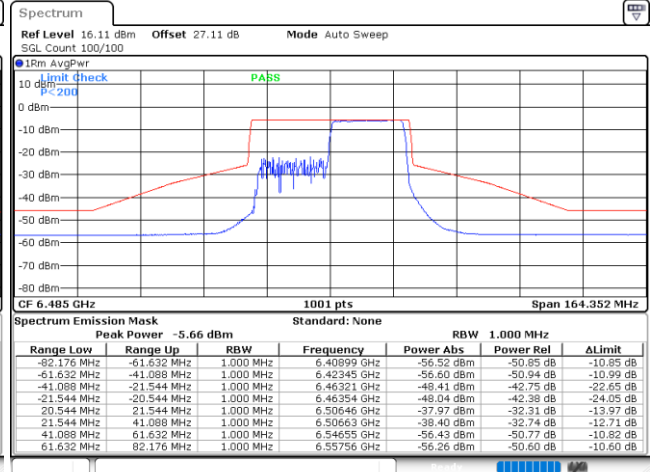
EUT Mode 802.11ax HE40 242RU62

Plot on Channel 6405 MHz



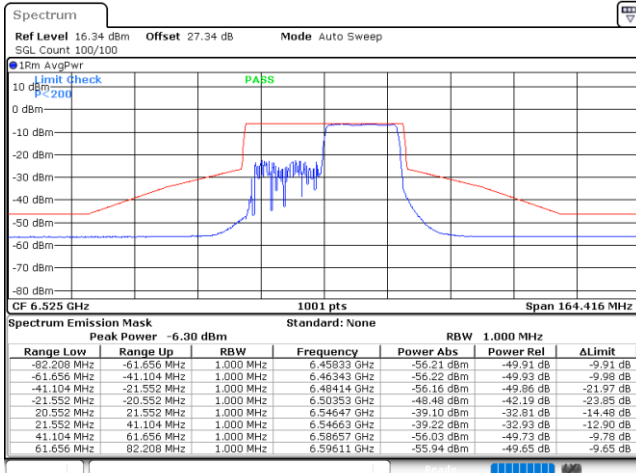
Date: 26.FEB.2024 11:35:04

Plot on Channel 6485 MHz



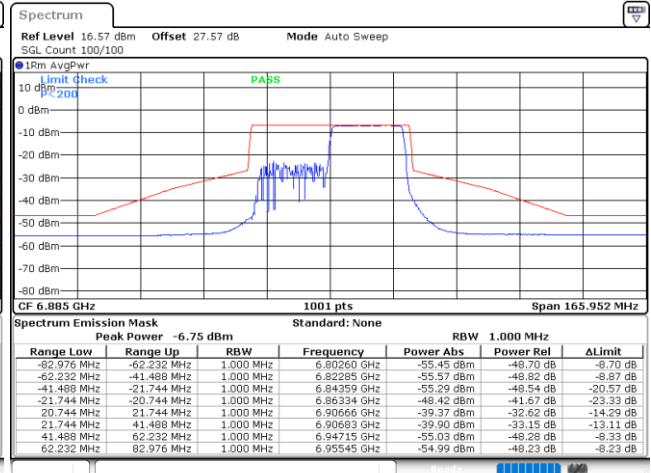
Date: 26.FEB.2024 13:42:33

Plot on Channel 6525 MHz



Date: 26.FEB.2024 13:50:30

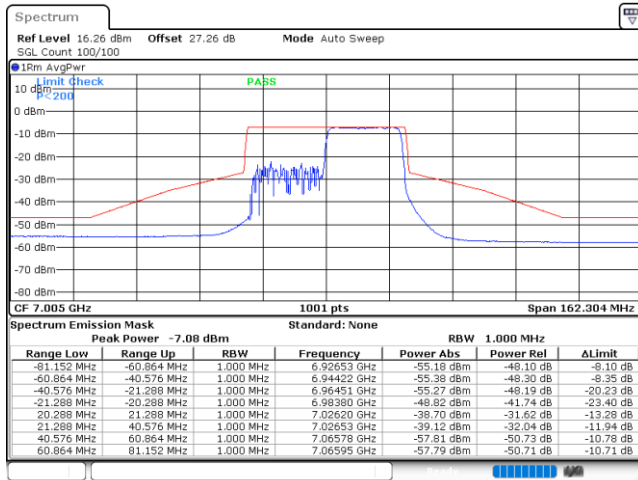
Plot on Channel 6885 MHz



Date: 26.FEB.2024 14:02:39

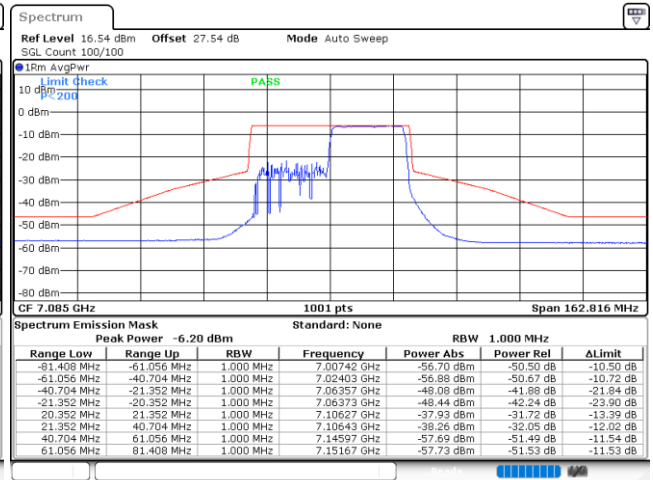


Plot on Channel 7005 MHz



Date: 26.FEB.2024 14:24:24

Plot on Channel 7085 MHz

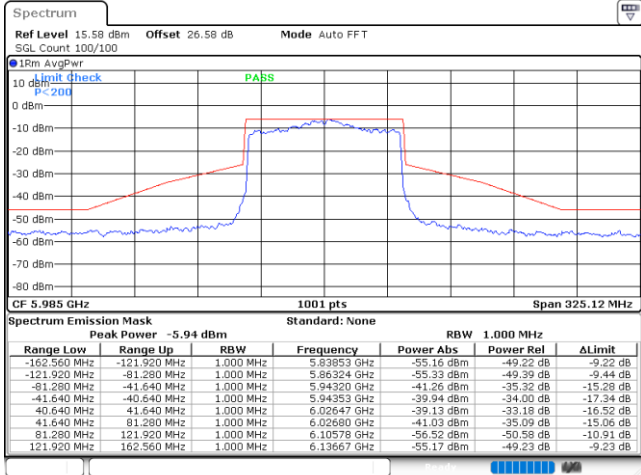


Date: 26.FEB.2024 14:28:32



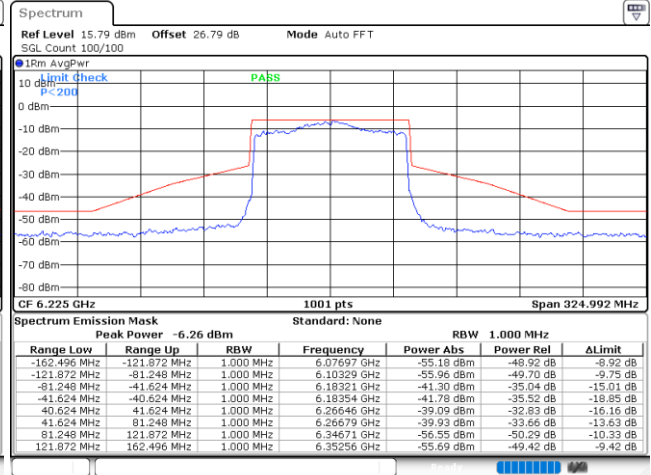
EUT Mode 802.11ax HE80 Full RU

Plot on Channel 5985 MHz



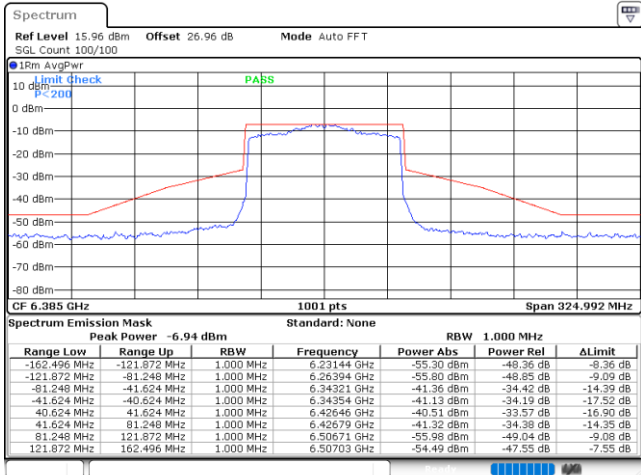
Date: 22.FEB.2024 16:27:23

Plot on Channel 6225 MHz



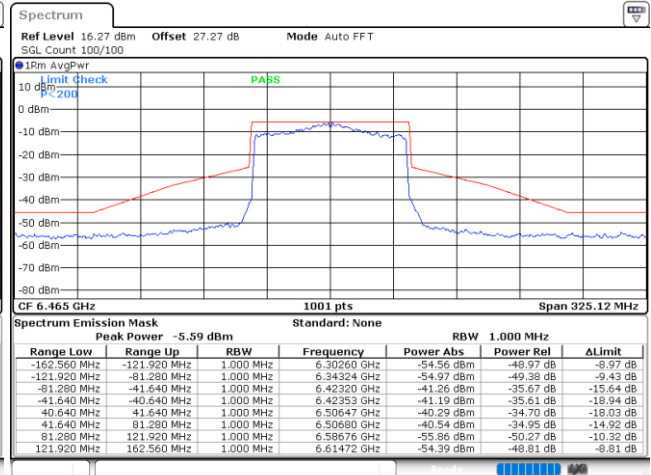
Date: 22.FEB.2024 16:38:31

Plot on Channel 6385 MHz



Date: 22.FEB.2024 16:43:23

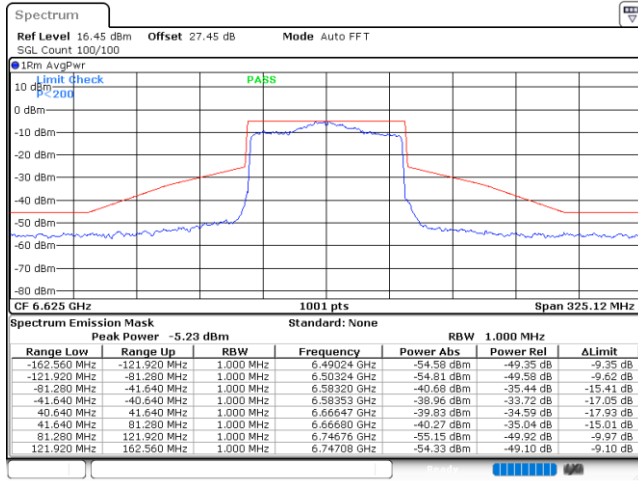
Plot on Channel 6465 MHz



Date: 22.FEB.2024 16:48:09

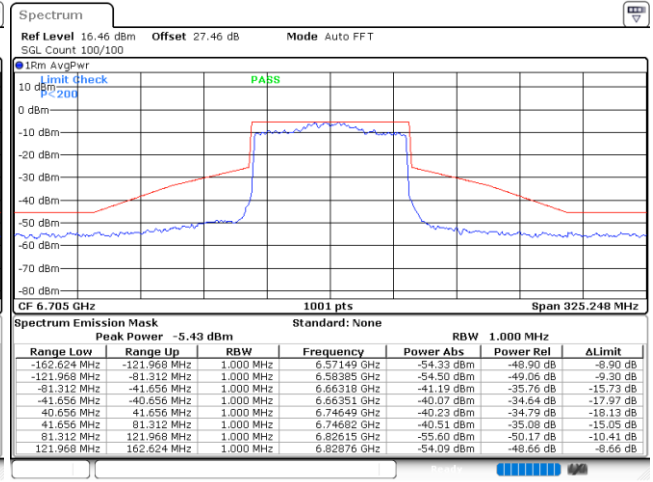


Plot on Channel 6625 MHz



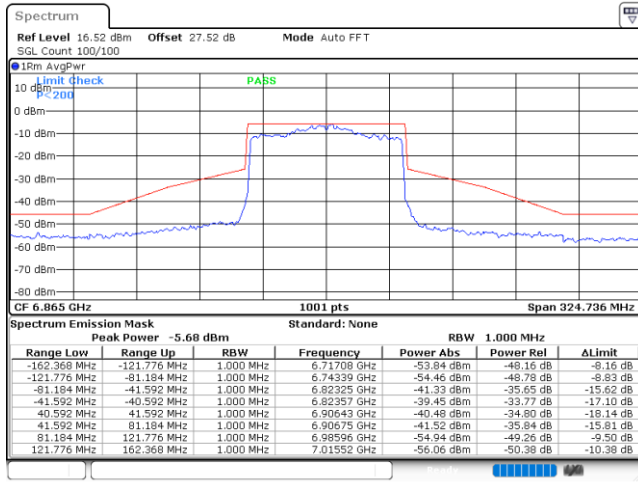
Date: 22.FEB.2024 16:50:40

Plot on Channel 6705 MHz



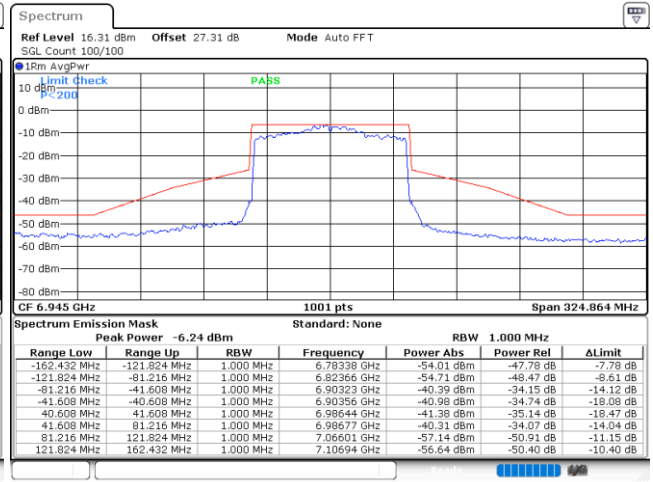
Date: 22.FEB.2024 16:56:35

Plot on Channel 6865 MHz



Date: 22.FEB.2024 17:11:49

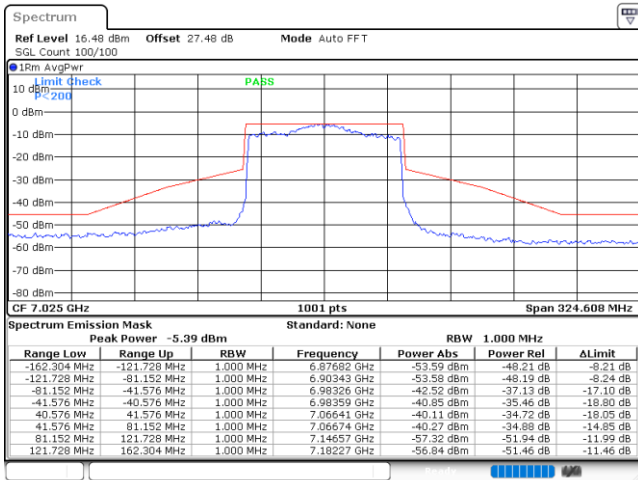
Plot on Channel 6945 MHz



Date: 22.FEB.2024 17:13:06



Plot on Channel 7025 MHz

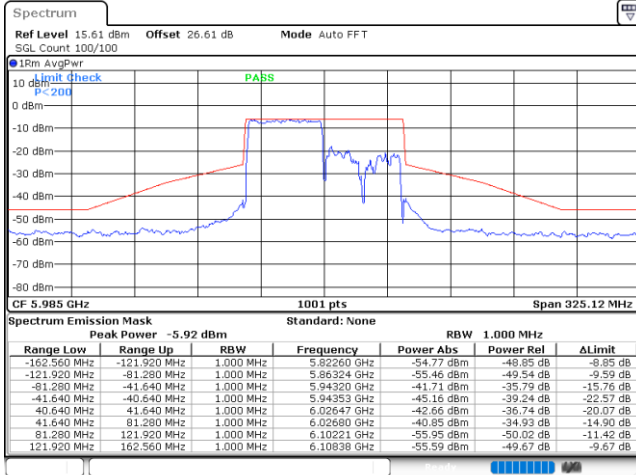


Date: 22.FEB.2024 17:29:20



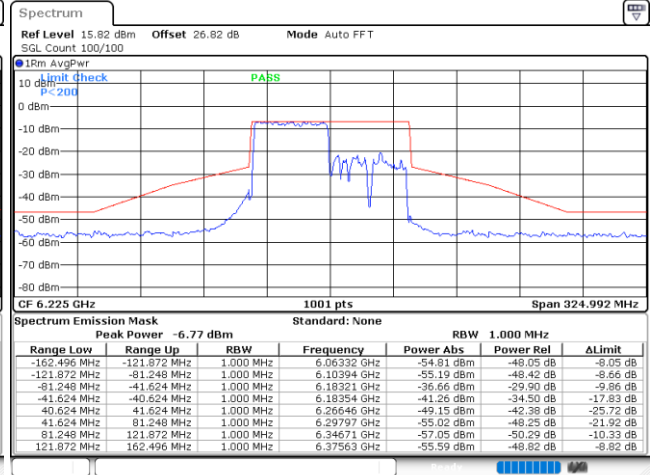
EUT Mode 802.11ax HE80 484RU65

Plot on Channel 5985 MHz



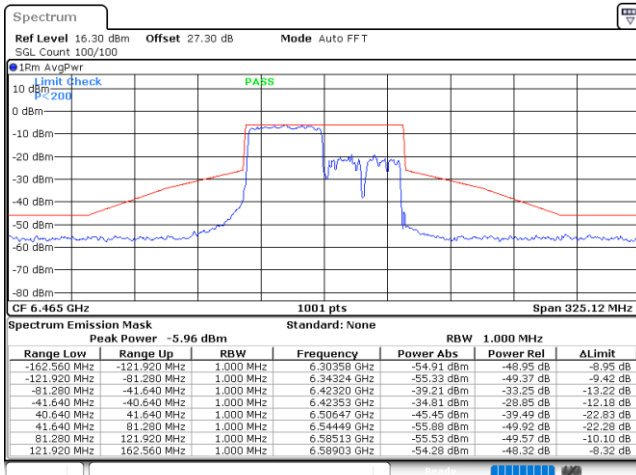
Date: 26.FEB.2024 14:43:44

Plot on Channel 6225 MHz



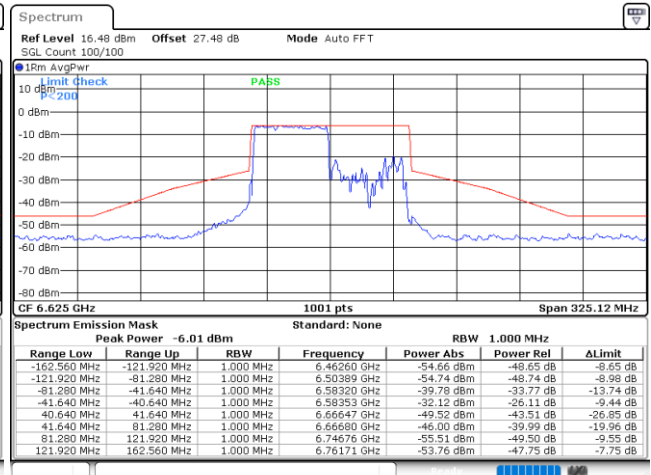
Date: 26.FEB.2024 14:56:57

Plot on Channel 6465 MHz



Date: 26.FEB.2024 15:35:50

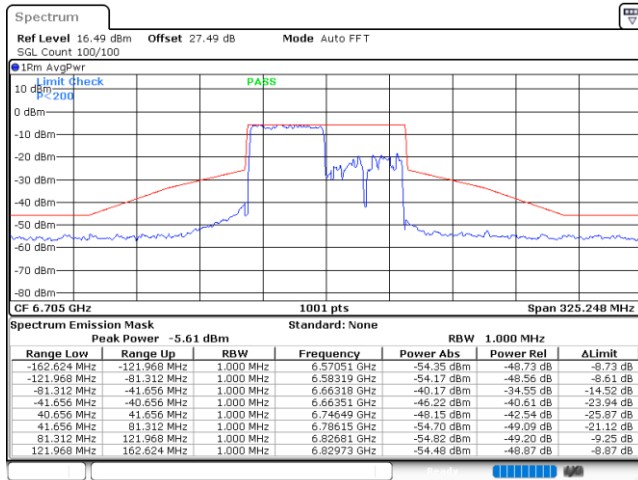
Plot on Channel 6625 MHz



Date: 26.FEB.2024 16:00:25

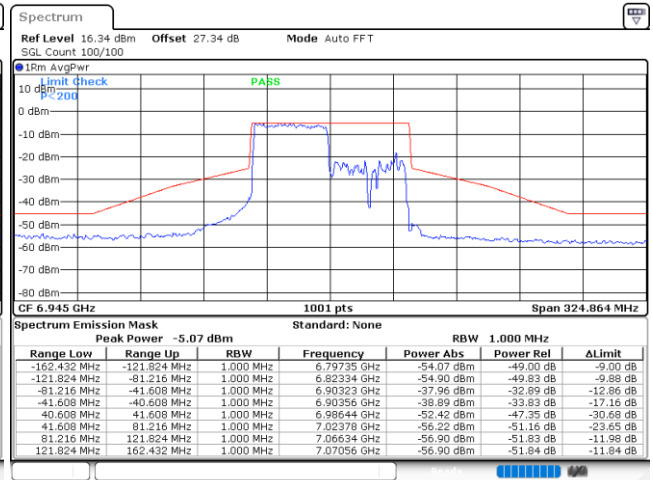


Plot on Channel 6705 MHz



Date: 26.FEB.2024 16:17:26

Plot on Channel 6945 MHz

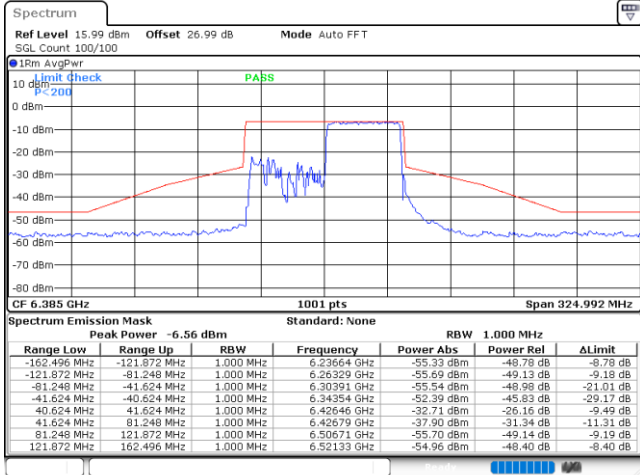


Date: 26.FEB.2024 16:42:30



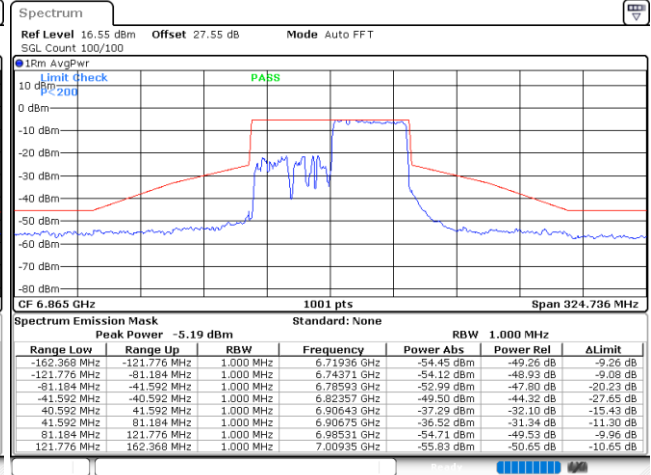
EUT Mode 802.11ax HE80 484RU66

Plot on Channel 6385 MHz



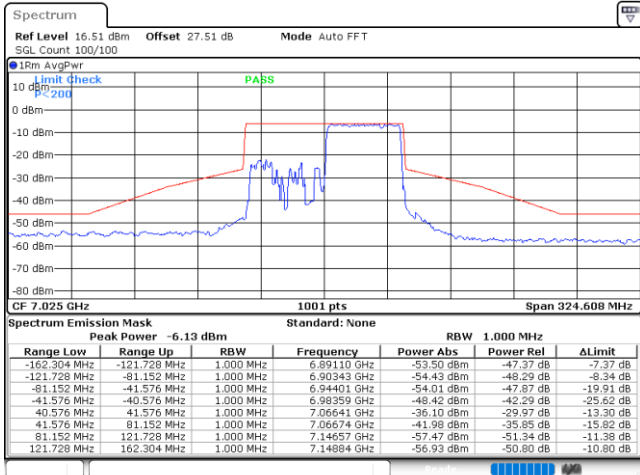
Date: 26.FEB.2024 16:51:20

Plot on Channel 6865 MHz



Date: 26.FEB.2024 16:55:39

Plot on Channel 7025 MHz

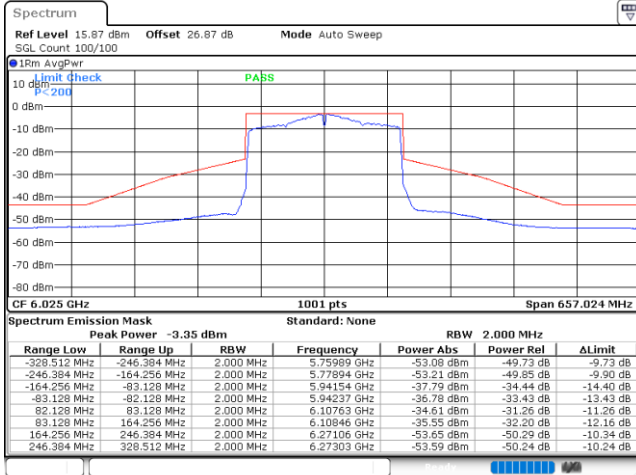


Date: 26.FEB.2024 17:07:39



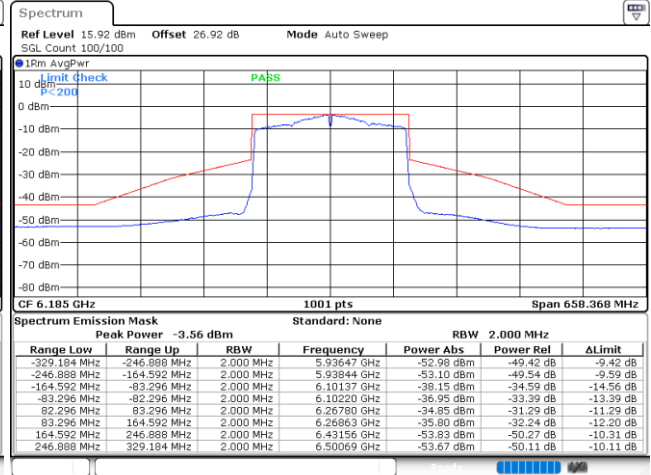
EUT Mode 802.11ax HE160 Full RU

Plot on Channel 6025 MHz



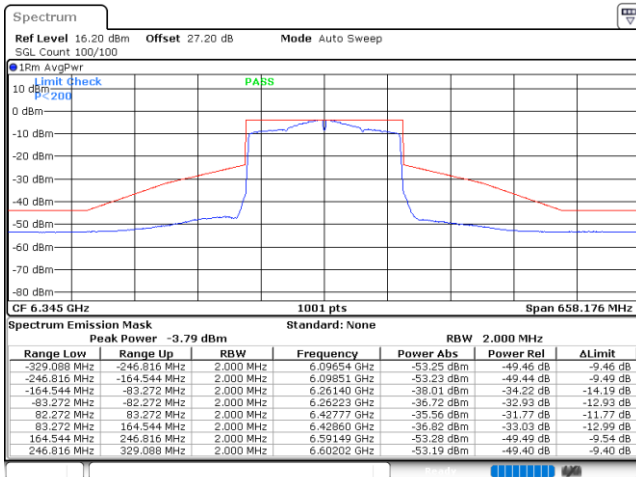
Date: 22.FEB.2024 17:33:15

Plot on Channel 6185 MHz



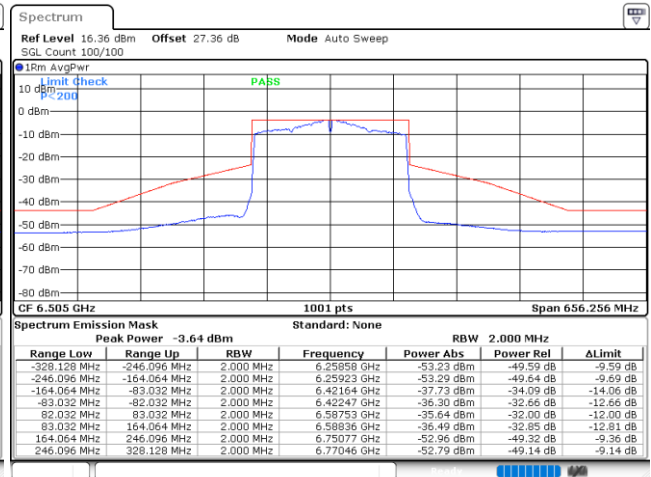
Date: 22.FEB.2024 17:37:12

Plot on Channel 6345 MHz



Date: 22.FEB.2024 17:41:47

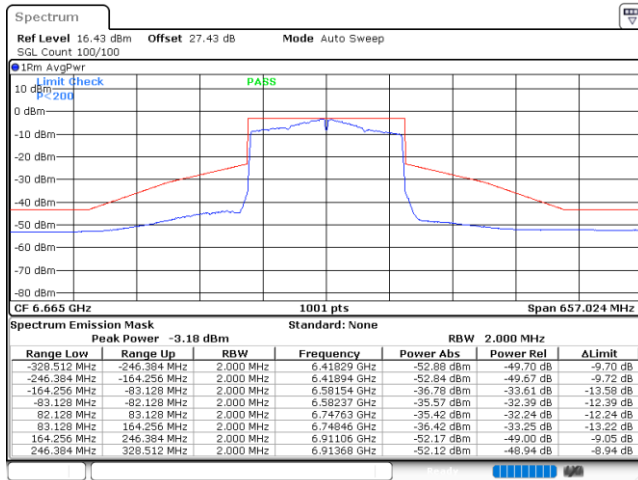
Plot on Channel 6505 MHz



Date: 22.FEB.2024 17:46:14

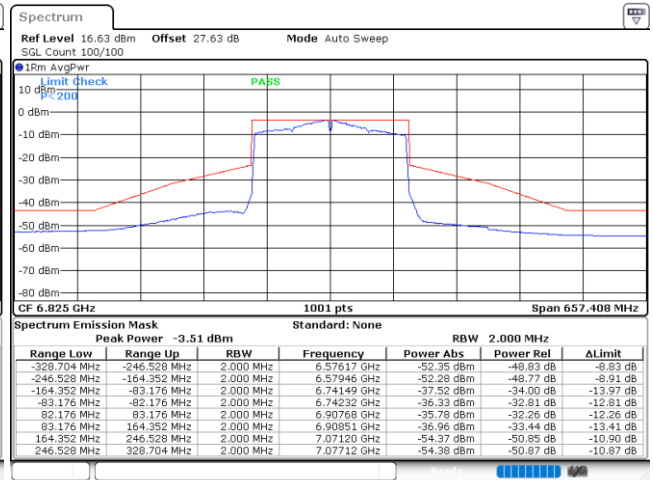


Plot on Channel 6665 MHz



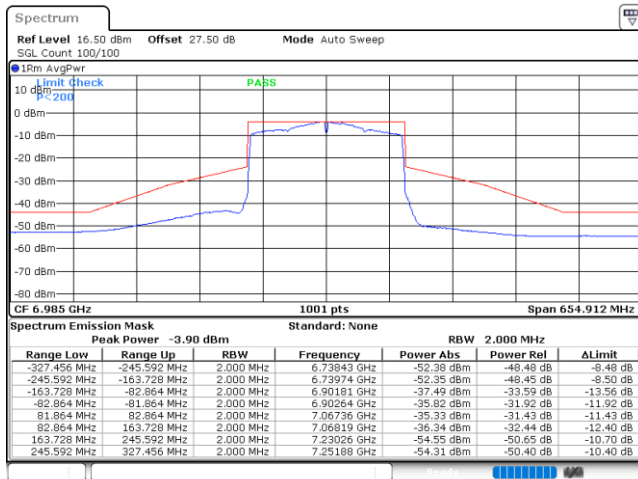
Date: 22.FEB.2024 17:49:28

Plot on Channel 6825 MHz



Date: 22.FEB.2024 17:53:03

Plot on Channel 6985 MHz

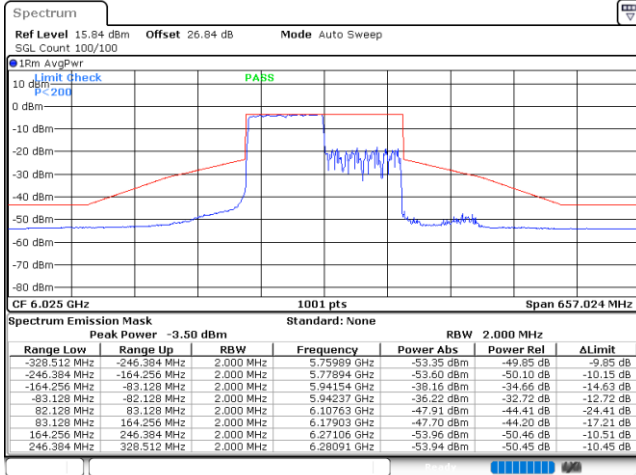


Date: 22.FEB.2024 16:03:55



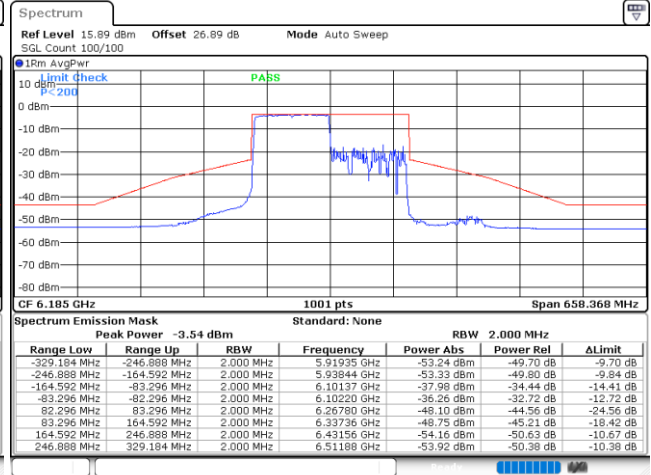
EUT Mode 802.11ax HE160 996RU67

Plot on Channel 6025 MHz



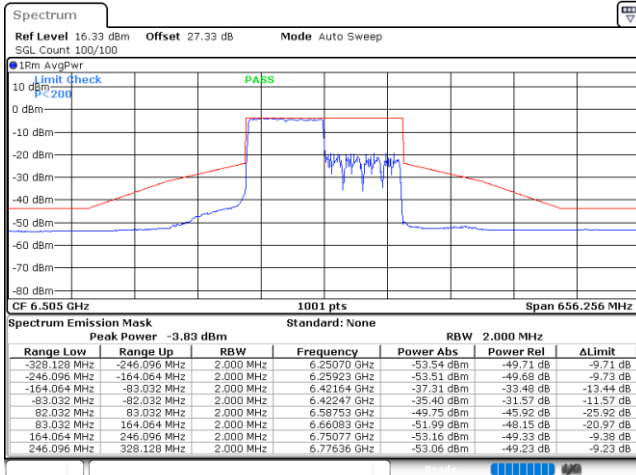
Date: 26.FEB.2024 17:30:46

Plot on Channel 6185 MHz



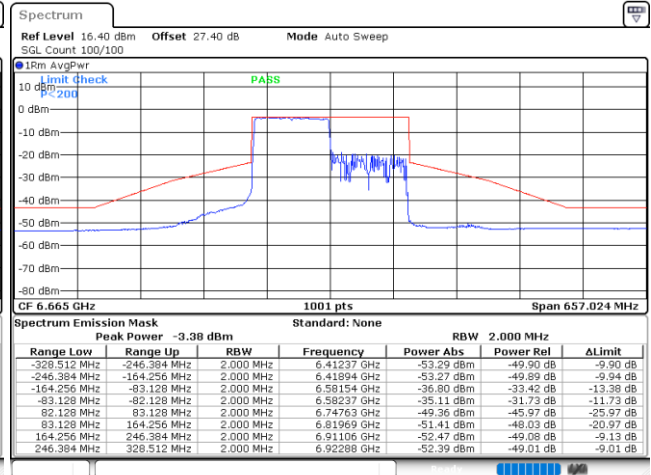
Date: 26.FEB.2024 17:43:02

Plot on Channel 6505 MHz



Date: 26.FEB.2024 17:51:48

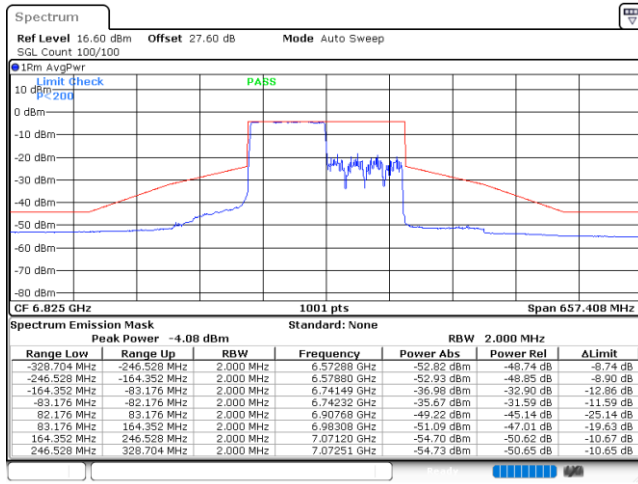
Plot on Channel 6665 MHz



Date: 26.FEB.2024 17:56:15

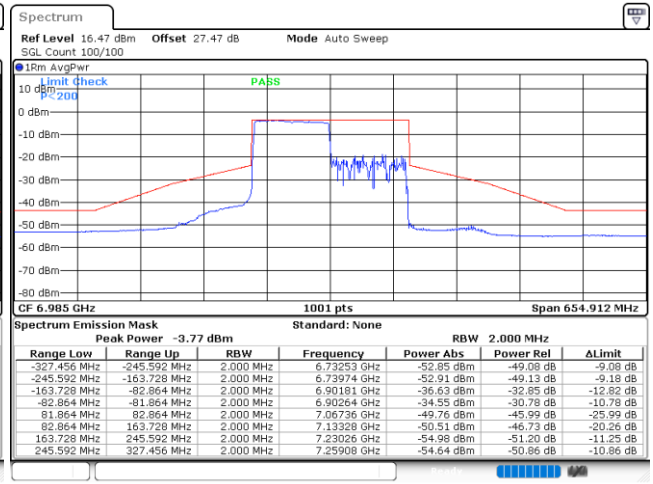


Plot on Channel 6825 MHz



Date: 26.FEB.2024 18:02:13

Plot on Channel 6985 MHz

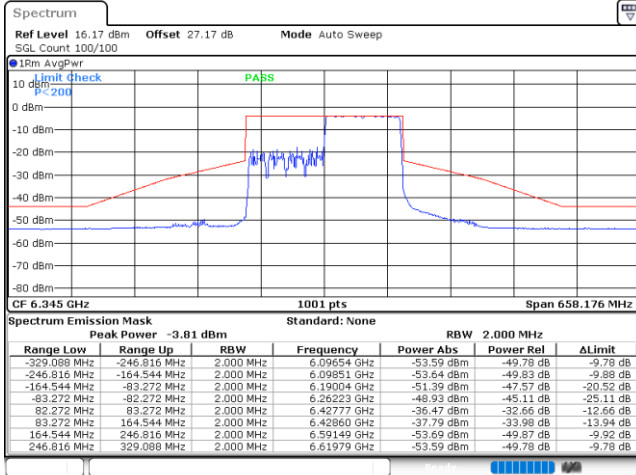


Date: 26.FEB.2024 18:06:39



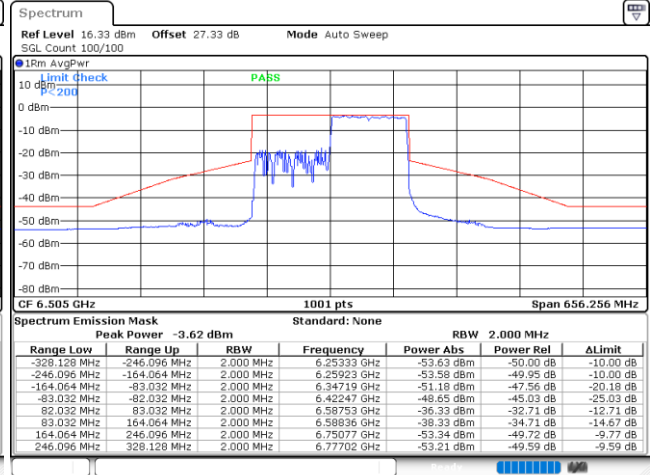
EUT Mode 802.11ax HE160 996RUS67

Plot on Channel 6345 MHz



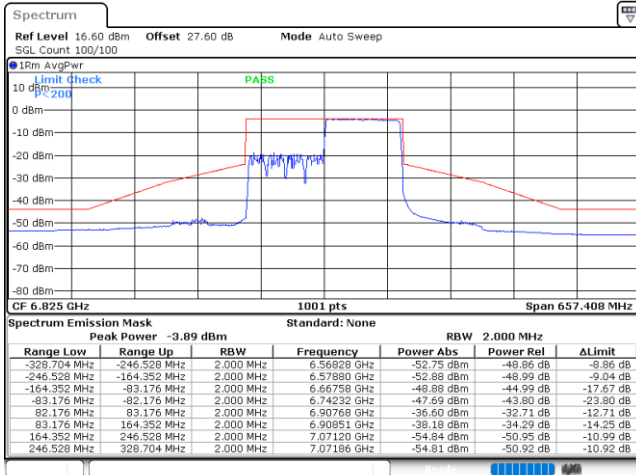
Date: 27.FEB.2024 09:40:19

Plot on Channel 6505 MHz



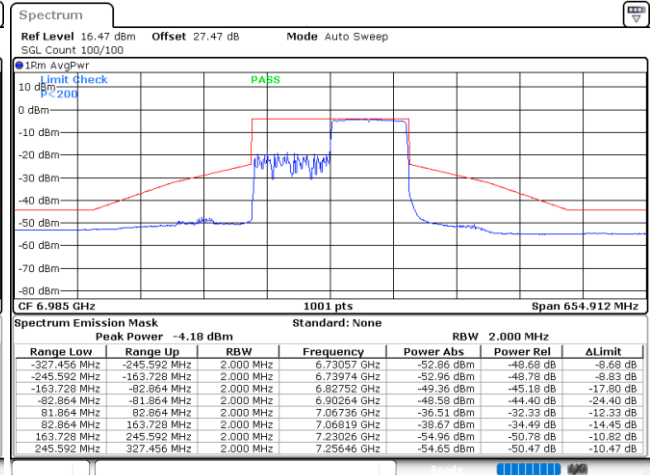
Date: 27.FEB.2024 10:27:46

Plot on Channel 6825 MHz



Date: 27.FEB.2024 10:32:35

Plot on Channel 6985 MHz



Date: 26.FEB.2024 18:17:29



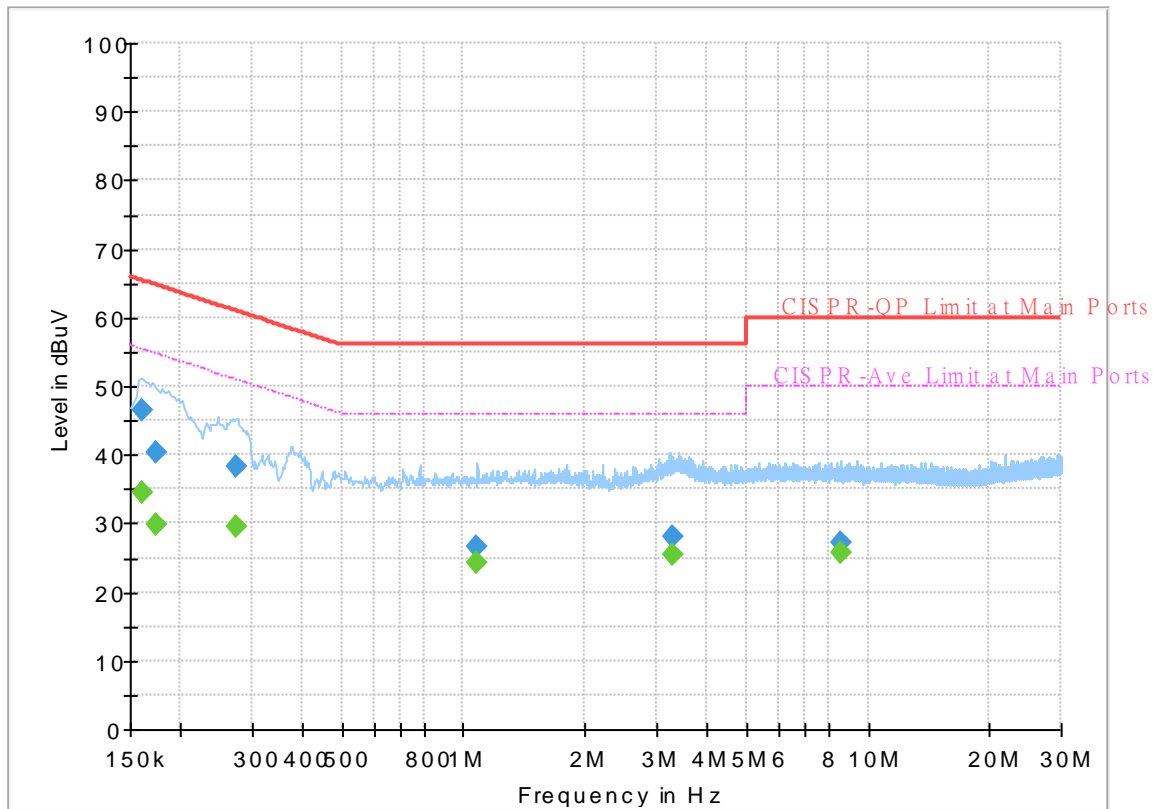
Appendix B. AC Conducted Emission Test Results

Test Engineer :	Calvin Wang	Temperature :	23~26°C
		Relative Humidity :	45~55%

EUT Information

Test Mode : Mode 1
 Test Voltage : 120Vac/60Hz
 Phase : Line

Full Spectrum



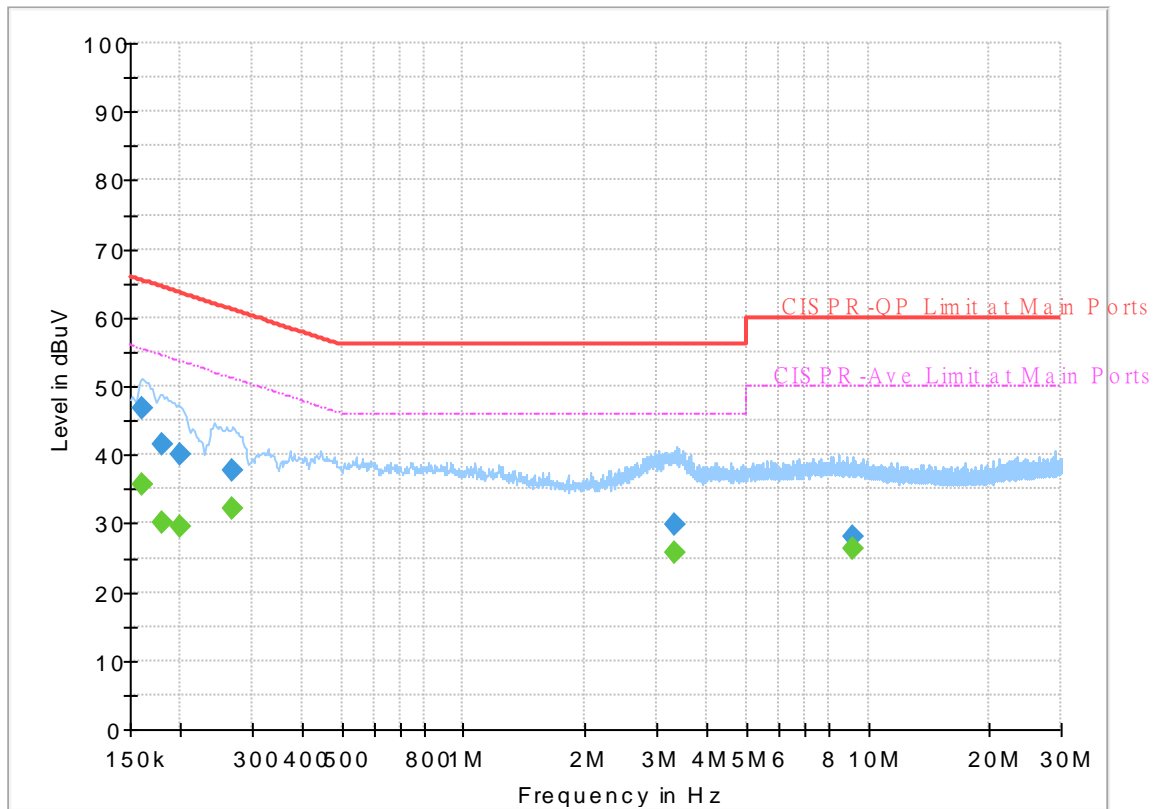
Final_Result

Frequency (MHz)	QuasiPeak (dBuV)	CAverage (dBuV)	Limit (dBuV)	Margin (dB)	Line	Filter	Corr. (dB)
0.161250	---	34.39	55.40	21.01	L1	OFF	19.8
0.161250	46.62	---	65.40	18.78	L1	OFF	19.8
0.174750	---	29.88	54.73	24.85	L1	OFF	19.8
0.174750	40.27	---	64.73	24.46	L1	OFF	19.8
0.273750	---	29.48	51.00	21.52	L1	OFF	19.8
0.273750	38.21	---	61.00	22.79	L1	OFF	19.8
1.081500	---	24.27	46.00	21.73	L1	OFF	19.8
1.081500	26.72	---	56.00	29.28	L1	OFF	19.8
3.293250	---	25.33	46.00	20.67	L1	OFF	19.9
3.293250	28.15	---	56.00	27.85	L1	OFF	19.9
8.596500	---	25.73	50.00	24.27	L1	OFF	20.1
8.596500	27.06	---	60.00	32.94	L1	OFF	20.1

EUT Information

Test Mode : Mode 1
 Test Voltage : 120Vac/60Hz
 Phase : Neutral

Full Spectrum



Final_Result

Frequency (MHz)	QuasiPeak (dBuV)	CAverage (dBuV)	Limit (dBuV)	Margin (dB)	Line	Filter	Corr. (dB)
0.161250	---	35.66	55.40	19.74	N	OFF	19.8
0.161250	46.88	---	65.40	18.52	N	OFF	19.8
0.179250	---	30.26	54.52	24.26	N	OFF	19.8
0.179250	41.47	---	64.52	23.05	N	OFF	19.8
0.199500	---	29.62	53.63	24.01	N	OFF	19.8
0.199500	40.11	---	63.63	23.52	N	OFF	19.8
0.269250	---	32.29	51.14	18.85	N	OFF	19.8
0.269250	37.82	---	61.14	23.32	N	OFF	19.8
3.309000	---	25.67	46.00	20.33	N	OFF	19.9
3.309000	29.86	---	56.00	26.14	N	OFF	19.9
9.154500	---	26.27	50.00	23.73	N	OFF	20.2
9.154500	27.93	---	60.00	32.07	N	OFF	20.2



Appendix C. Radiated Spurious Emission

Test Engineer :	John Chuang, David Dai and Howard Huang	Temperature :	19.5~23.5°C
		Relative Humidity :	64.9~70.7%

Band 5 - 5925~6425MHz
WIFI 802.11a (Band Edge @ 3m)

WIFI Ant.	Note	Frequency (MHz)	Level (dBμV/m)	Margin (dB)	Limit Line (dBμV/m)	Read Level (dBμV)	Antenna Factor (dB/m)	Path Loss (dB)	Preamp Factor (dB)	Ant Pos (cm)	Table Pos (deg)	Peak Avg. (P/A)	Pol. (H/V)	
802.11a CH 01 5955MHz		5923.98	57.02	-31.18	88.2	46.69	34.3	13.96	37.93	250	67	P	H	
		5924.26	48.68	-19.52	68.2	38.35	34.3	13.96	37.93	250	67	A	H	
	*	5955	117.22	-	-	106.85	34.28	14.01	37.92	250	67	P	H	
	*	5955	110	-	-	99.63	34.28	14.01	37.92	250	67	A	H	
													H	
														H
			5914.46	55.02	-33.18	88.2	44.71	34.3	13.94	37.93	100	304	P	V
			5924.82	46.72	-21.48	68.2	36.39	34.3	13.96	37.93	100	304	A	V
	*		5955	112.84	-	-	102.47	34.28	14.01	37.92	100	304	P	V
	*		5955	107.37	-	-	97	34.28	14.01	37.92	100	304	A	V
														V
														V
Remark	1. No other spurious found. 2. All results are PASS against Peak and Average limit line.													



Band 5 5925~6425MHz
WIFI 802.11a (Harmonic @ 3m)

WIFI Ant. 6+7	Note	Frequency (MHz)	Level (dBμV/m)	Margin (dB)	Limit Line (dBμV/m)	Read Level (dBμV)	Antenna Factor (dB/m)	Path Loss (dB)	Preamp Factor (dB)	Ant Pos (cm)	Table Pos (deg)	Peak Avg. (P/A)	Pol. (H/V)	
802.11a CH 01 5955MHz		11910	51.03	-22.97	74	35.22	38.92	19.9	43.01	400	264	P	H	
		11910	41.1	-12.9	54	25.29	38.92	19.9	43.01	400	264	A	H	
		17865	55.89	-18.11	74	35.3	41.48	24.54	45.43	100	355	P	H	
		17865	46.21	-7.79	54	25.62	41.48	24.54	45.43	100	355	A	H	
		23820	44.9	-29.1	74	41.36	38.66	18.89	54.01	150	259	P	H	
		23820	39.27	-14.73	54	35.73	38.66	18.89	54.01	150	259	A	H	
														H
														H
														H
														H
														H
														H
			11910	50.79	-23.21	74	34.98	38.92	19.9	43.01	200	351	P	V
			11910	41.09	-12.91	54	25.28	38.92	19.9	43.01	200	351	A	V
			17865	55.91	-18.09	74	35.32	41.48	24.54	45.43	400	103	P	V
			17865	46.11	-7.89	54	25.52	41.48	24.54	45.43	400	103	A	V
			23820	45.56	-28.44	74	42.02	38.66	18.89	54.01	150	356	P	V
			23820	40.27	-13.73	54	36.73	38.66	18.89	54.01	150	356	A	V
													V	
													V	
													V	
													V	
													V	
													V	



WIFI Ant. 6+7	Note	Frequency (MHz)	Level (dBμV/m)	Margin (dB)	Limit Line (dBμV/m)	Read Level (dBμV)	Antenna Factor (dB/m)	Path Loss (dB)	Preamp Factor (dB)	Ant Pos (cm)	Table Pos (deg)	Peak Avg. (P/A)	Pol. (H/V)	
802.11a CH 49 6195MHz		12390	51.57	-22.43	74	35.36	39.01	20.33	43.13	300	164	P	H	
		12390	41.3	-12.7	54	25.09	39.01	20.33	43.13	300	164	A	H	
		18585	43.76	-30.24	74	45.97	38	15.44	55.65	150	306	P	H	
		18585	33.43	-20.57	54	35.64	38	15.44	55.65	150	306	A	H	
		24780	47.95	-40.25	88.2	42.47	39.44	19.43	53.39	150	324	P	H	
		24780	41.79	-26.41	68.2	36.31	39.44	19.43	53.39	150	324	A	H	
														H
														H
														H
														H
														H
														H
														H
			12390	51.76	-22.24	74	35.55	39.01	20.33	43.13	300	4	P	V
			12390	41.36	-12.64	54	25.15	39.01	20.33	43.13	300	4	A	V
			18585	39.36	-34.64	74	41.57	38	15.44	55.65	150	345	P	V
			18585	31.06	-22.94	54	33.27	38	15.44	55.65	150	345	A	V
			24780	48.66	-39.54	88.2	43.18	39.44	19.43	53.39	150	309	P	V
			24780	40.01	-28.19	68.2	34.53	39.44	19.43	53.39	150	309	A	V
														V
													V	
													V	
													V	
													V	
													V	



WiFi Ant. 6+7	Note	Frequency (MHz)	Level (dBµV/m)	Margin (dB)	Limit Line (dBµV/m)	Read Level (dBµV)	Antenna Factor (dB/m)	Path Loss (dB)	Preamp Factor (dB)	Ant Pos (cm)	Table Pos (deg)	Peak Avg. (P/A)	Pol. (H/V)
802.11a CH 93 6415MHz		12830	52.09	-36.11	88.2	34.59	39.76	20.75	43.01	-	-	P	H
		19245	36.51	-37.49	74	38.02	37.89	15.9	55.3	-	-	P	H
													H
													H
													H
													H
													H
													H
													H
													H
													H
													H
													H
													H
													H
													H
													H
													H
													H
			12830	51.95	-36.25	88.2	34.45	39.76	20.75	43.01	-	-	P
		19245	35.66	-38.34	74	37.17	37.89	15.9	55.3	-	-	P	V
													V
													V
													V
													V
													V
													V
													V
													V
													V
													V
													V
													V
													V
													V
Remark	<ol style="list-style-type: none"> No other spurious found. All results are PASS against Peak and Average limit line. The emission position marked as "-" means no suspected emission found with sufficient margin against limit line or noise floor only. 												



**Band 5 5925~6425MHz
WIFI 802.11ax HE20 Full (Band Edge @ 3m)**

WIFI Ant. 6+7	Note	Frequency (MHz)	Level (dBμV/m)	Margin (dB)	Limit Line (dBμV/m)	Read Level (dBμV)	Antenna Factor (dB/m)	Path Loss (dB)	Preamp Factor (dB)	Ant Pos (cm)	Table Pos (deg)	Peak Avg. (P/A)	Pol. (H/V)	
802.11ax HE20 Full CH 01 5955MHz		5919.36	66.34	-21.86	88.2	56.02	34.3	13.95	37.93	250	68	P	H	
		5924.96	52.94	-15.26	68.2	42.61	34.3	13.96	37.93	250	68	A	H	
	*	5955	117.35	-	-	106.98	34.28	14.01	37.92	250	68	P	H	
	*	5955	108.43	-	-	98.06	34.28	14.01	37.92	250	68	A	H	
													H	
													H	
			5924.26	62.22	-25.98	88.2	51.89	34.3	13.96	37.93	100	307	P	V
			5924.96	52.55	-15.65	68.2	42.22	34.3	13.96	37.93	100	307	A	V
		*	5955	114.62	-	-	104.25	34.28	14.01	37.92	100	307	P	V
		*	5955	107.46	-	-	97.09	34.28	14.01	37.92	100	307	A	V
													V	
													V	
Remark	1. No other spurious found. 2. All results are PASS against Peak and Average limit line.													



Band 5 5925~6425MHz

WIFI 802.11ax HE20 Full (Harmonic @ 3m)

WIFI Ant. 6+7	Note	Frequency (MHz)	Level (dBμV/m)	Margin (dB)	Limit Line (dBμV/m)	Read Level (dBμV)	Antenna Factor (dB/m)	Path Loss (dB)	Preamp Factor (dB)	Ant Pos (cm)	Table Pos (deg)	Peak Avg. (P/A)	Pol. (H/V)	
802.11ax HE20 Full CH 01 5955MHz		11910	49.92	-24.08	74	34.11	38.92	19.9	43.01	200	192	P	H	
		11910	41.04	-12.96	54	25.23	38.92	19.9	43.01	200	192	A	H	
		17865	55.75	-18.25	74	35.16	41.48	24.54	45.43	100	321	P	H	
		17865	46.07	-7.93	54	25.48	41.48	24.54	45.43	100	321	A	H	
		23820	44.6	-29.4	74	41.06	38.66	18.89	54.01	150	258	P	H	
		23820	38.19	-15.81	54	34.65	38.66	18.89	54.01	150	258	A	H	
														H
														H
														H
														H
														H
														H
														H
														H
														H
			11910	50.41	-23.59	74	34.6	38.92	19.9	43.01	400	61	P	V
			11910	41.06	-12.94	54	25.25	38.92	19.9	43.01	400	61	A	V
			17865	56.37	-17.63	74	35.78	41.48	24.54	45.43	200	28	P	V
		17865	45.96	-8.04	54	25.37	41.48	24.54	45.43	200	28	A	V	
		23820	44.06	-29.94	74	40.52	38.66	18.89	54.01	150	356	P	V	
		23820	37.98	-16.02	54	34.44	38.66	18.89	54.01	150	356	A	V	
													V	
													V	
													V	
													V	
													V	
													V	



WIFI Ant. 6+7	Note	Frequency (MHz)	Level (dBµV/m)	Margin (dB)	Limit Line (dBµV/m)	Read Level (dBµV)	Antenna Factor (dB/m)	Path Loss (dB)	Preamp Factor (dB)	Ant Pos (cm)	Table Pos (deg)	Peak Avg. (P/A)	Pol. (H/V)	
802.11ax HE20 Full CH 49 6195MHz		12390	50.4	-23.6	74	34.19	39.01	20.33	43.13	400	174	P	H	
		12390	41.38	-12.62	54	25.17	39.01	20.33	43.13	400	174	A	H	
		18585	43.4	-30.6	74	45.61	38	15.44	55.65	150	7	P	H	
		18585	31.79	-22.21	54	34	38	15.44	55.65	150	7	A	H	
		24780	50.65	-37.55	88.2	45.17	39.44	19.43	53.39	150	333	P	H	
		24780	40.19	-28.01	68.2	34.71	39.44	19.43	53.39	150	333	A	H	
														H
														H
														H
														H
														H
														H
			12390	51.04	-22.96	74	34.83	39.01	20.33	43.13	200	160	P	V
			12390	41.44	-12.56	54	25.23	39.01	20.33	43.13	200	160	A	V
			18585	43.18	-30.82	74	45.39	38	15.44	55.65	150	345	P	V
			18585	31.72	-22.28	54	33.93	38	15.44	55.65	150	345	A	V
			24780	52.32	-35.88	88.2	46.84	39.44	19.43	53.39	150	309	P	V
			24780	38.9	-29.3	68.2	33.42	39.44	19.43	53.39	150	309	A	V
													V	
													V	
													V	
													V	
													V	
													V	



WiFi Ant. 6+7	Note	Frequency (MHz)	Level (dBμV/m)	Margin (dB)	Limit Line (dBμV/m)	Read Level (dBμV)	Antenna Factor (dB/m)	Path Loss (dB)	Preamp Factor (dB)	Ant Pos (cm)	Table Pos (deg)	Peak Avg. (P/A)	Pol. (H/V)	
802.11ax HE20 Full CH 93 6415MHz		12830	52.34	-35.86	88.2	34.84	39.76	20.75	43.01	-	-	P	H	
		19245	37.98	-36.02	74	39.49	37.89	15.9	55.3	150	36	P	H	
		19245	27.06	-26.94	54	28.57	37.89	15.9	55.3	150	36	A	H	
		25660	45.16	-43.04	88.2	39.57	38.94	19.95	53.3	150	329	P	H	
		25660	37.99	-30.21	68.2	32.4	38.94	19.95	53.3	150	329	A	H	
														H
														H
														H
														H
														H
														H
														H
			12830	52.48	-35.72	88.2	34.98	39.76	20.75	43.01	-	-	P	V
			19245	38.04	-35.96	74	39.55	37.89	15.9	55.3	150	20	P	V
			19245	28.42	-25.58	54	29.93	37.89	15.9	55.3	150	20	A	V
			25660	45.39	-42.81	88.2	39.8	38.94	19.95	53.3	150	19	P	V
			25660	36.25	-31.95	68.2	30.66	38.94	19.95	53.3	150	19	A	V
														V
														V
													V	
													V	
													V	
													V	
Remark	<ol style="list-style-type: none"> No other spurious found. All results are PASS against Peak and Average limit line. The emission position marked as "-" means no suspected emission found with sufficient margin against limit line or noise floor only. 													



**Band 5 5925~6425MHz
WIFI 802.11ax HE20 Partial 106 (Band Edge @ 3m)**

WIFI Ant. 6+7	Note	Frequency (MHz)	Level (dBμV/m)	Margin (dB)	Limit Line (dBμV/m)	Read Level (dBμV)	Antenna Factor (dB/m)	Path Loss (dB)	Preamp Factor (dB)	Ant Pos (cm)	Table Pos (deg)	Peak Avg. (P/A)	Pol. (H/V)	
802.11ax HE20 Partial 106/53 CH 01 5955MHz		5922.16	86.86	-1.34	88.2	76.53	34.3	13.96	37.93	250	66	P	H	
		5924.96	65.94	-2.26	68.2	55.61	34.3	13.96	37.93	250	66	A	H	
	*	5955	117.58	-	-	107.21	34.28	14.01	37.92	250	66	P	H	
	*	5955	111	-	-	100.63	34.28	14.01	37.92	250	66	A	H	
													H	
														H
			5922.72	80.1	-8.1	88.2	69.77	34.3	13.96	37.93	300	90	P	V
			5924.96	61.44	-6.76	68.2	51.11	34.3	13.96	37.93	300	90	A	V
	*		5955	114.84	-	-	104.47	34.28	14.01	37.92	300	90	P	V
	*		5955	107.77	-	-	97.4	34.28	14.01	37.92	300	90	A	V
													V	
													V	
Remark	1. No other spurious found. 2. All results are PASS against Peak and Average limit line.													



Band 5 5925~6425MHz
WIFI 802.11ax HE40 Full (Band Edge @ 3m)

WIFI Ant. 6+7	Note	Frequency (MHz)	Level (dBμV/m)	Margin (dB)	Limit Line (dBμV/m)	Read Level (dBμV)	Antenna Factor (dB/m)	Path Loss (dB)	Preamp Factor (dB)	Ant Pos (cm)	Table Pos (deg)	Peak Avg. (P/A)	Pol. (H/V)	
802.11ax HE40 Full CH 03 5965MHz		5919.66	60.94	-27.26	88.2	50.62	34.3	13.95	37.93	250	70	P	H	
		5920.92	50.09	-18.11	68.2	39.77	34.3	13.95	37.93	250	70	A	H	
	*	5965	113.33	-	-	102.99	34.24	14.02	37.92	250	70	P	H	
	*	5965	105.6	-	-	95.26	34.24	14.02	37.92	250	70	A	H	
													H	
														H
			5924.16	58.53	-29.67	88.2	48.2	34.3	13.96	37.93	100	303	P	V
			5924.7	49.2	-19	68.2	38.87	34.3	13.96	37.93	100	303	A	V
	*		5965	111.32	-	-	100.98	34.24	14.02	37.92	100	303	P	V
	*		5965	103.36	-	-	93.02	34.24	14.02	37.92	100	303	A	V
													V	
													V	
Remark	1. No other spurious found. 2. All results are PASS against Peak and Average limit line.													



Band 5 5925~6425MHz

WIFI 802.11ax HE40 Full (Harmonic @ 3m)

WIFI Ant. 6+7	Note	Frequency (MHz)	Level (dBμV/m)	Margin (dB)	Limit Line (dBμV/m)	Read Level (dBμV)	Antenna Factor (dB/m)	Path Loss (dB)	Preamp Factor (dB)	Ant Pos (cm)	Table Pos (deg)	Peak Avg. (P/A)	Pol. (H/V)	
802.11ax HE40 Full CH 03 5965MHz		11930	51.38	-22.62	74	35.53	38.96	19.92	43.03	100	169	P	H	
		11930	41.03	-12.97	54	25.18	38.96	19.92	43.03	100	169	A	H	
		17895	56.52	-17.48	74	35.59	41.84	24.56	45.47	300	183	P	H	
		17895	46.23	-7.77	54	25.3	41.84	24.56	45.47	300	183	A	H	
													H	
													H	
													H	
													H	
													H	
													H	
													H	
													H	
													H	
													H	
													H	
													H	
													H	
													H	
			23860	44.17	-29.83	74	40.61	38.62	18.92	53.98	150	264	P	V
			23860	37.94	-16.06	54	34.38	38.62	18.92	53.98	150	264	A	V
		11930	51.08	-22.92	74	35.23	38.96	19.92	43.03	300	239	P	V	
		11930	40.95	-13.05	54	25.1	38.96	19.92	43.03	300	239	A	V	
		17895	56.26	-17.74	74	35.33	41.84	24.56	45.47	200	51	P	V	
		17895	46.19	-7.81	54	25.26	41.84	24.56	45.47	200	51	A	V	
		23860	42.74	-31.26	74	39.18	38.62	18.92	53.98	150	44	P	V	
		23860	35.22	-18.78	54	31.66	38.62	18.92	53.98	150	44	A	V	
													V	
													V	
													V	
													V	



WIFI Ant. 6+7	Note	Frequency (MHz)	Level (dBµV/m)	Margin (dB)	Limit Line (dBµV/m)	Read Level (dBµV)	Antenna Factor (dB/m)	Path Loss (dB)	Preamp Factor (dB)	Ant Pos (cm)	Table Pos (deg)	Peak Avg. (P/A)	Pol. (H/V)	
802.11ax HE40 Full CH 51 6205MHz		12410	51.81	-22.19	74	35.58	39.01	20.35	43.13	300	312	P	H	
		12410	41.49	-12.51	54	25.26	39.01	20.35	43.13	300	312	A	H	
		18615	38.13	-35.87	74	40.3	38	15.46	55.63	150	31	P	H	
		18615	28.67	-25.33	54	30.84	38	15.46	55.63	150	31	A	H	
		24820	46.3	-41.9	88.2	40.66	39.56	19.45	53.37	150	331	P	H	
		24820	39.68	-28.52	68.2	34.04	39.56	19.45	53.37	150	331	A	H	
														H
														H
														H
														H
														H
														H
														H
			12410	51.12	-22.88	74	34.89	39.01	20.35	43.13	100	192	P	V
			12410	41.47	-12.53	54	25.24	39.01	20.35	43.13	100	192	A	V
			18615	38.47	-35.53	74	40.64	38	15.46	55.63	150	241	P	V
			18615	27.94	-26.06	54	30.11	38	15.46	55.63	150	241	A	V
			24820	45.23	-42.97	88.2	39.59	39.56	19.45	53.37	150	15	P	V
			24820	38.23	-29.97	68.2	32.59	39.56	19.45	53.37	150	15	A	V
														V
													V	
													V	
													V	
													V	
													V	



WIFI Ant. 6+7	Note	Frequency (MHz)	Level (dBμV/m)	Margin (dB)	Limit Line (dBμV/m)	Read Level (dBμV)	Antenna Factor (dB/m)	Path Loss (dB)	Preamp Factor (dB)	Ant Pos (cm)	Table Pos (deg)	Peak Avg. (P/A)	Pol. (H/V)	
802.11ax HE40 Full CH 91 6405MHz		12810	51.82	-36.38	88.2	34.39	39.72	20.73	43.02	-	-	P	H	
		19215	37.42	-36.58	74	39.02	37.83	15.88	55.31	150	51	P	H	
		19215	27.53	-26.47	54	29.13	37.83	15.88	55.31	150	51	A	H	
		25620	45.28	-42.92	88.2	39.58	39.08	19.92	53.3	150	329	P	H	
		25620	38.69	-29.51	68.2	32.99	39.08	19.92	53.3	150	329	A	H	
														H
														H
														H
														H
														H
														H
														H
			12810	52.76	-35.44	88.2	35.33	39.72	20.73	43.02	-	-	P	V
			19215	38.01	-35.99	74	39.61	37.83	15.88	55.31	150	251	P	V
			19215	27.62	-26.38	54	29.22	37.83	15.88	55.31	150	251	A	V
			25620	44.19	-44.01	88.2	38.49	39.08	19.92	53.3	150	9	P	V
			25620	36.34	-31.86	68.2	30.64	39.08	19.92	53.3	150	9	A	V
														V
														V
													V	
													V	
													V	
													V	
													V	
Remark	1. No other spurious found. 2. All results are PASS against Peak and Average limit line. 3. The emission position marked as "-" means no suspected emission found with sufficient margin against limit line or noise floor only.													



**Band 5 5925~6425MHz
WIFI 802.11ax HE40 Partial 242 (Band Edge @ 3m)**

WIFI Ant. 6+7	Note	Frequency (MHz)	Level (dBμV/m)	Margin (dB)	Limit Line (dBμV/m)	Read Level (dBμV)	Antenna Factor (dB/m)	Path Loss (dB)	Preamp Factor (dB)	Ant Pos (cm)	Table Pos (deg)	Peak Avg. (P/A)	Pol. (H/V)	
802.11ax HE40 Partial 242/61 CH 03 5965MHz		5921.1	84.45	-3.75	88.2	74.13	34.3	13.95	37.93	250	69	P	H	
		5922	66.51	-1.69	68.2	56.18	34.3	13.96	37.93	250	69	A	H	
	*	5965	117.26	-	-	106.92	34.24	14.02	37.92	250	69	P	H	
	*	5965	108.18	-	-	97.84	34.24	14.02	37.92	250	69	A	H	
													H	
													H	
			5921.64	79.61	-8.59	88.2	69.29	34.3	13.95	37.93	250	87	P	V
			5921.82	63.73	-4.47	68.2	53.41	34.3	13.95	37.93	250	87	A	V
	*		5965	112.96	-	-	102.62	34.24	14.02	37.92	250	87	P	V
	*		5965	104.48	-	-	94.14	34.24	14.02	37.92	250	87	A	V
													V	
													V	
Remark	1. No other spurious found. 2. All results are PASS against Peak and Average limit line.													



**Band 5 5925~6425MHz
WIFI 802.11ax HE80 Full (Band Edge @ 3m)**

WIFI Ant. 6+7	Note	Frequency (MHz)	Level (dBμV/m)	Margin (dB)	Limit Line (dBμV/m)	Read Level (dBμV)	Antenna Factor (dB/m)	Path Loss (dB)	Preamp Factor (dB)	Ant Pos (cm)	Table Pos (deg)	Peak Avg. (P/A)	Pol. (H/V)	
802.11ax HE80 Full CH 07 5985MHz		5918.92	65.64	-22.56	88.2	55.32	34.3	13.95	37.93	250	68	P	H	
		5919.72	56.11	-12.09	68.2	45.79	34.3	13.95	37.93	250	68	A	H	
	*	5985	110.38	-	-	100.07	34.16	14.06	37.91	250	68	P	H	
	*	5985	103.78	-	-	93.47	34.16	14.06	37.91	250	68	A	H	
													H	
														H
			5915.4	63.11	-25.09	88.2	52.8	34.3	13.94	37.93	100	306	P	V
			5924.52	53.65	-14.55	68.2	43.32	34.3	13.96	37.93	100	306	A	V
	*		5985	108.19	-	-	97.88	34.16	14.06	37.91	100	306	P	V
	*		5985	101.38	-	-	91.07	34.16	14.06	37.91	100	306	A	V
													V	
													V	
Remark	1. No other spurious found. 2. All results are PASS against Peak and Average limit line.													



Band 5 5925~6425MHz

WIFI 802.11ax HE80 Full (Harmonic @ 3m)

WIFI Ant. 6+7	Note	Frequency (MHz)	Level (dBμV/m)	Margin (dB)	Limit Line (dBμV/m)	Read Level (dBμV)	Antenna Factor (dB/m)	Path Loss (dB)	Preamp Factor (dB)	Ant Pos (cm)	Table Pos (deg)	Peak Avg. (P/A)	Pol. (H/V)	
802.11ax HE80 Full CH 07 5985MHz		11970	51.27	-22.73	74	35.34	39.04	19.95	43.06	100	296	P	H	
		11970	41.45	-12.55	54	25.52	39.04	19.95	43.06	100	296	A	H	
		17955	57.12	-16.88	74	35.84	42.23	24.59	45.54	100	317	P	H	
		17955	47	-7	54	25.72	42.23	24.59	45.54	100	317	A	H	
		23940	45.32	-28.68	74	41.5	38.78	18.98	53.94	150	261	P	H	
		23940	38.84	-15.16	54	35.02	38.78	18.98	53.94	150	261	A	H	
														H
														H
														H
														H
														H
														H
			11970	50.93	-23.07	74	35	39.04	19.95	43.06	400	164	P	V
			11970	41.44	-12.56	54	25.51	39.04	19.95	43.06	400	164	A	V
			17955	56.49	-17.51	74	35.21	42.23	24.59	45.54	200	249	P	V
			17955	47.08	-6.92	54	25.8	42.23	24.59	45.54	200	249	A	V
			23940	44.68	-29.32	74	40.86	38.78	18.98	53.94	150	356	P	V
			23940	38.89	-15.11	54	35.07	38.78	18.98	53.94	150	356	A	V
													V	
													V	
													V	
													V	
													V	
													V	



WIFI Ant. 6+7	Note	Frequency (MHz)	Level (dBµV/m)	Margin (dB)	Limit Line (dBµV/m)	Read Level (dBµV)	Antenna Factor (dB/m)	Path Loss (dB)	Preamp Factor (dB)	Ant Pos (cm)	Table Pos (deg)	Peak Avg. (P/A)	Pol. (H/V)
		12450	52.16	-21.84	74	35.85	39.05	20.39	43.13	400	125	P	H
		12450	41.94	-12.06	54	25.63	39.05	20.39	43.13	400	125	A	H
		18675	37.15	-36.85	74	39.4	37.85	15.5	55.6	150	339	P	H
		18675	27.89	-26.11	54	30.14	37.85	15.5	55.6	150	339	A	H
		24900	45.72	-42.48	88.2	39.96	39.6	19.5	53.34	150	332	P	H
		24900	39.6	-28.6	68.2	33.84	39.6	19.5	53.34	150	332	A	H
													H
													H
													H
													H
													H
													H
802.11ax													H
HE80 Full													H
CH 55		12450	51.83	-22.17	74	35.52	39.05	20.39	43.13	100	241	P	V
6225MHz		12450	41.79	-12.21	54	25.48	39.05	20.39	43.13	100	241	A	V
		18675	37.75	-36.25	74	40	37.85	15.5	55.6	150	331	P	V
		18675	27.95	-26.05	54	30.2	37.85	15.5	55.6	150	331	A	V
		24900	45.27	-42.93	88.2	39.51	39.6	19.5	53.34	150	15	P	V
		24900	38.5	-29.7	68.2	32.74	39.6	19.5	53.34	150	15	A	V
													V
													V
													V
													V
													V
													V
													V



WiFi Ant. 6+7	Note	Frequency (MHz)	Level (dBμV/m)	Margin (dB)	Limit Line (dBμV/m)	Read Level (dBμV)	Antenna Factor (dB/m)	Path Loss (dB)	Preamp Factor (dB)	Ant Pos (cm)	Table Pos (deg)	Peak Avg. (P/A)	Pol. (H/V)	
802.11ax HE80 Full CH 87 6385MHz		12770	52.74	-35.46	88.2	35.47	39.61	20.69	43.03	-	-	P	H	
		19155	36.34	-37.66	74	37.68	38.16	15.84	55.34	-	-	P	H	
													H	
													H	
													H	
													H	
													H	
													H	
													H	
													H	
													H	
													H	
													H	
													H	
													H	
													H	
													H	
													H	
	Remark	1. No other spurious found. 2. All results are PASS against Peak and Average limit line. 3. The emission position marked as "-" means no suspected emission found with sufficient margin against limit line or noise floor only.												



Band 5 5925~6425MHz
WIFI 802.11ax HE80 Partial 484 (Band Edge @ 3m)

WIFI Ant. 6+7	Note	Frequency (MHz)	Level (dBμV/m)	Margin (dB)	Limit Line (dBμV/m)	Read Level (dBμV)	Antenna Factor (dB/m)	Path Loss (dB)	Preamp Factor (dB)	Ant Pos (cm)	Table Pos (deg)	Peak Avg. (P/A)	Pol. (H/V)	
802.11ax HE80 Partial 484/65 CH 07 5985MHz		5923.08	85.37	-2.83	88.2	75.04	34.3	13.96	37.93	250	68	P	H	
		5920.2	66.98	-1.22	68.2	56.66	34.3	13.95	37.93	250	68	A	H	
	*	5985	115.35	-	-	105.04	34.16	14.06	37.91	250	68	P	H	
	*	5985	105.25	-	-	94.94	34.16	14.06	37.91	250	68	A	H	
													H	
														H
			5924.84	81.66	-6.54	88.2	71.33	34.3	13.96	37.93	250	93	P	V
			5923.24	64.03	-4.17	68.2	53.7	34.3	13.96	37.93	250	93	A	V
	*		5985	109.07	-	-	98.76	34.16	14.06	37.91	250	93	P	V
	*		5985	101.21	-	-	90.9	34.16	14.06	37.91	250	93	A	V
													V	
													V	
Remark	1. No other spurious found. 2. All results are PASS against Peak and Average limit line.													



Band 5 5925~6425MHz

WIFI 802.11ax HE160 Full (Band Edge @ 3m)

WIFI Ant. 6+7	Note	Frequency (MHz)	Level (dBμV/m)	Margin (dB)	Limit Line (dBμV/m)	Read Level (dBμV)	Antenna Factor (dB/m)	Path Loss (dB)	Preamp Factor (dB)	Ant Pos (cm)	Table Pos (deg)	Peak Avg. (P/A)	Pol. (H/V)	
802.11ax HE160 Full CH 15 6025MHz		5909.8	67.2	-21	88.2	56.89	34.3	13.94	37.93	250	70	P	H	
		5909.8	59.51	-8.69	68.2	49.2	34.3	13.94	37.93	250	70	A	H	
	*	6025	107.41	-	-	97.02	34.2	14.1	37.91	250	70	P	H	
	*	6025	100.29	-	-	89.9	34.2	14.1	37.91	250	70	A	H	
													H	
													H	
			5895.08	66.97	-21.23	88.2	56.7	34.3	13.91	37.94	100	306	P	V
			5904.68	58.23	-9.97	68.2	47.93	34.3	13.93	37.93	100	306	A	V
		*	6025	104.32	-	-	93.93	34.2	14.1	37.91	100	306	P	V
		*	6025	96.43	-	-	86.04	34.2	14.1	37.91	100	306	A	V
													V	
													V	
Remark	1. No other spurious found. 2. All results are PASS against Peak and Average limit line.													



Band 5 5925~6425MHz

WIFI 802.11ax HE80 Full (Harmonic @ 3m)

WIFI Ant. 6+7	Note	Frequency (MHz)	Level (dBμV/m)	Margin (dB)	Limit Line (dBμV/m)	Read Level (dBμV)	Antenna Factor (dB/m)	Path Loss (dB)	Preamp Factor (dB)	Ant Pos (cm)	Table Pos (deg)	Peak Avg. (P/A)	Pol. (H/V)	
802.11ax HE160 Full CH 15 6025MHz		12050	51.08	-22.92	74	35	39.15	20.03	43.1	300	45	P	H	
		12050	41.53	-12.47	54	25.45	39.15	20.03	43.1	300	45	A	H	
		18075	35.41	-38.59	74	38.79	37.5	15.08	55.96	-	-	P	H	
		24100	47.55	-40.65	88.2	43.3	39	19.07	53.82	150	316	P	H	
		24100	44.1	-24.1	68.2	39.85	39	19.07	53.82	150	316	A	H	
														H
														H
														H
														H
														H
														H
														H
														H
														H
														H
														H
			12050	51.18	-22.82	74	35.1	39.15	20.03	43.1	100	211	P	V
			12050	41.3	-12.7	54	25.22	39.15	20.03	43.1	100	211	A	V
		18075	35.94	-38.06	74	39.32	37.5	15.08	55.96	-	-	P	V	
		24100	46.79	-41.41	88.2	42.54	39	19.07	53.82	150	43	P	V	
		24100	42.12	-26.08	68.2	37.87	39	19.07	53.82	150	43	A	V	
													V	
													V	
													V	
													V	
													V	
													V	
													V	
													V	



WIFI Ant. 6+7	Note	Frequency (MHz)	Level (dBμV/m)	Margin (dB)	Limit Line (dBμV/m)	Read Level (dBμV)	Antenna Factor (dB/m)	Path Loss (dB)	Preamp Factor (dB)	Ant Pos (cm)	Table Pos (deg)	Peak Avg. (P/A)	Pol. (H/V)	
802.11ax HE160 Full CH 79 6345MHz		12690	51.78	-22.22	74	34.83	39.39	20.62	43.06	100	302	P	H	
		12690	42.35	-11.65	54	25.4	39.39	20.62	43.06	100	302	A	H	
		19035	36.59	-37.41	74	38.12	38.11	15.75	55.39	-	-	P	H	
													H	
													H	
													H	
													H	
													H	
													H	
													H	
													H	
			12690	52.46	-21.54	74	35.51	39.39	20.62	43.06	200	63	P	V
			12690	42.46	-11.54	54	25.51	39.39	20.62	43.06	200	63	A	V
			19035	36.23	-37.77	74	37.76	38.11	15.75	55.39	-	-	P	V
														V
														V
														V
														V
														V
													V	
													V	
Remark	<ol style="list-style-type: none"> No other spurious found. All results are PASS against Peak and Average limit line. The emission position marked as "-" means no suspected emission found with sufficient margin against limit line or noise floor only. 													



Band 5 5925~6425MHz
WIFI 802.11ax HE160 Partial 996 (Band Edge @ 3m)

WIFI Ant. 6+7	Note	Frequency (MHz)	Level (dBμV/m)	Margin (dB)	Limit Line (dBμV/m)	Read Level (dBμV)	Antenna Factor (dB/m)	Path Loss (dB)	Preamp Factor (dB)	Ant Pos (cm)	Table Pos (deg)	Peak Avg. (P/A)	Pol. (H/V)	
802.11ax HE160 Partial 996/67 CH 15 6025MHz		5897	80.62	-7.58	88.2	70.33	34.3	13.92	37.93	250	70	P	H	
		5896.36	65.44	-2.76	68.2	55.16	34.3	13.91	37.93	250	70	A	H	
	*	6025	108	-	-	97.61	34.2	14.1	37.91	250	70	P	H	
	*	6025	100.44	-	-	90.05	34.2	14.1	37.91	250	70	A	H	
													H	
													H	
			5896.68	82.71	-5.49	88.2	72.43	34.3	13.91	37.93	100	307	P	V
			5898.92	65.78	-2.42	68.2	55.49	34.3	13.92	37.93	100	307	A	V
	*		6025	106.33	-	-	95.94	34.2	14.1	37.91	100	307	P	V
	*		6025	97.49	-	-	87.1	34.2	14.1	37.91	100	307	A	V
													V	
													V	
Remark	1. No other spurious found. 2. All results are PASS against Peak and Average limit line.													



Band 6 - 6425~6525MHz

WIFI 802.11a (Harmonic @ 3m)

WIFI Ant. 6+7	Note	Frequency (MHz)	Level (dBμV/m)	Margin (dB)	Limit Line (dBμV/m)	Read Level (dBμV)	Antenna Factor (dB/m)	Path Loss (dB)	Preamp Factor (dB)	Ant Pos (cm)	Table Pos (deg)	Peak Avg. (P/A)	Pol. (H/V)
802.11a CH 97 6435MHz		12870	51.97	-36.23	88.2	34.34	39.84	20.78	42.99	-	-	P	H
		19305	35.68	-38.32	74	36.83	38.19	15.94	55.28	-	-	P	H
													H
													H
													H
													H
													H
													H
													H
													H
													H
													H
													H
													H
													H
													H
													H
													H
													H
			12870	52.11	-36.09	88.2	34.48	39.84	20.78	42.99	-	-	P
		19304.1	37.57	-36.43	74	38.72	38.19	15.94	55.28	-	-	P	V
													V
													V
													V
													V
													V
													V
													V
													V
													V
													V
													V
													V
													V
													V
													V



WIFI Ant. 6+7	Note	Frequency (MHz)	Level (dBμV/m)	Margin (dB)	Limit Line (dBμV/m)	Read Level (dBμV)	Antenna Factor (dB/m)	Path Loss (dB)	Preamp Factor (dB)	Ant Pos (cm)	Table Pos (deg)	Peak Avg. (P/A)	Pol. (H/V)
802.11a CH 105 6475MHz		12950	52.39	-35.81	88.2	34.65	39.85	20.85	42.96	-	-	P	H
		19425.6	36.47	-37.53	74	37.83	37.85	16.02	55.23	-	-	P	H
													H
													H
													H
													H
													H
													H
													H
													H
													H
													H
													H
													H
													H
													H
													H
													H
													H
			12950	52.9	-35.3	88.2	35.16	39.85	20.85	42.96	-	-	P
		19425.6	35.58	-38.42	74	36.94	37.85	16.02	55.23	-	-	P	V
													V
													V
													V
													V
													V
													V
													V
													V
													V
													V
													V
													V
													V
													V
													V



WiFi Ant. 6+7	Note	Frequency (MHz)	Level (dBµV/m)	Margin (dB)	Limit Line (dBµV/m)	Read Level (dBµV)	Antenna Factor (dB/m)	Path Loss (dB)	Preamp Factor (dB)	Ant Pos (cm)	Table Pos (deg)	Peak Avg. (P/A)	Pol. (H/V)
802.11a CH 113 6515MHz		13030	52.85	-35.35	88.2	35.11	39.77	20.92	42.95	-	-	P	H
		19545	37.48	-36.52	74	38.4	38.16	16.1	55.18	-	-	P	H
													H
													H
													H
													H
													H
													H
													H
													H
													H
													H
													H
													H
													H
													H
													H
													H
													H
			13030	51.86	-36.34	88.2	34.12	39.77	20.92	42.95	-	-	P
		19545	36.51	-37.49	74	37.43	38.16	16.1	55.18	-	-	P	V
													V
													V
													V
													V
													V
													V
													V
													V
													V
													V
													V
													V
													V
Remark	<ol style="list-style-type: none"> No other spurious found. All results are PASS against Peak and Average limit line. The emission position marked as "-" means no suspected emission found with sufficient margin against limit line or noise floor only. 												



Band 6 6425~6525MHz
WIFI 802.11ax HE20 Full (Harmonic @ 3m)

WIFI Ant. 6+7	Note	Frequency (MHz)	Level (dBμV/m)	Margin (dB)	Limit Line (dBμV/m)	Read Level (dBμV)	Antenna Factor (dB/m)	Path Loss (dB)	Preamp Factor (dB)	Ant Pos (cm)	Table Pos (deg)	Peak Avg. (P/A)	Pol. (H/V)
802.11ax HE20 Full CH 97 6435MHz		12870	51.73	-36.47	88.2	34.1	39.84	20.78	42.99	-	-	P	H
		19305	35.48	-38.52	74	36.63	38.19	15.94	55.28	-	-	P	H
		25740	46.81	-41.39	88.2	41.1	39.02	19.99	53.3	150	324	P	H
		25740	40.61	-27.59	68.2	34.9	39.02	19.99	53.3	150	324	A	H
													H
													H
													H
													H
													H
													H
													H
													H
													H
													H
		12870	51.73	-36.47	88.2	34.1	39.84	20.78	42.99	-	-	P	V
		19305	35.87	-38.13	74	37.02	38.19	15.94	55.28	-	-	P	V
		25740	45.09	-43.11	88.2	39.38	39.02	19.99	53.3	150	18	P	V
		25740	39.29	-28.91	68.2	33.58	39.02	19.99	53.3	150	18	A	V
													V
													V
													V
													V
													V
													V
													V
													V
													V



WIFI Ant. 6+7	Note	Frequency (MHz)	Level (dBµV/m)	Margin (dB)	Limit Line (dBµV/m)	Read Level (dBµV)	Antenna Factor (dB/m)	Path Loss (dB)	Preamp Factor (dB)	Ant Pos (cm)	Table Pos (deg)	Peak Avg. (P/A)	Pol. (H/V)
		12950	51.98	-36.22	88.2	34.24	39.85	20.85	42.96	-	-	P	H
		19425	35.77	-38.23	74	37.13	37.85	16.02	55.23	-	-	P	H
		25900	45.89	-42.31	88.2	39.9	39.2	20.09	53.3	150	325	P	H
		25900	38.82	-29.38	68.2	32.83	39.2	20.09	53.3	150	325	A	H
													H
													H
													H
													H
													H
													H
													H
													H
													H
802.11ax													H
HE20 Full													H
CH 105													H
6475MHz		12950	51.5	-36.7	88.2	33.76	39.85	20.85	42.96	-	-	P	V
		19425	36.39	-37.61	74	37.75	37.85	16.02	55.23	-	-	P	V
		25900	45.45	-42.75	88.2	39.46	39.2	20.09	53.3	150	18	P	V
		25900	38.72	-29.48	68.2	32.73	39.2	20.09	53.3	150	18	A	V
													V
													V
													V
													V
													V
													V
													V
													V
													V



WiFi Ant. 6+7	Note	Frequency (MHz)	Level (dB μ V/m)	Margin (dB)	Limit Line (dB μ V/m)	Read Level (dB μ V)	Antenna Factor (dB/m)	Path Loss (dB)	Preamp Factor (dB)	Ant Pos (cm)	Table Pos (deg)	Peak Avg. (P/A)	Pol. (H/V)
802.11ax HE20 Full CH 113 6515MHz		13030	52.38	-35.82	88.2	34.64	39.77	20.92	42.95	-	-	P	H
		19545	36.05	-37.95	74	36.97	38.16	16.1	55.18	-	-	P	H
		26060	46.46	-41.74	88.2	40.07	39.5	20.2	53.31	150	263	P	H
		26060	39.18	-29.02	68.2	32.79	39.5	20.2	53.31	150	263	A	H
													H
													H
													H
													H
													H
													H
													H
													H
													H
													H
			13030	51.05	-37.15	88.2	33.31	39.77	20.92	42.95	-	-	P
		19545	36.52	-37.48	74	37.44	38.16	16.1	55.18	-	-	P	V
		26060	46.7	-41.5	88.2	40.31	39.5	20.2	53.31	150	10	P	V
		26060	39.5	-28.7	68.2	33.11	39.5	20.2	53.31	150	10	A	V
													V
													V
													V
													V
													V
													V
													V
													V
Remark	1. No other spurious found. 2. All results are PASS against Peak and Average limit line. 3. The emission position marked as "-" means no suspected emission found with sufficient margin against limit line or noise floor only.												



Band 6 6425~6525MHz
WIFI 802.11ax HE40 Full (Harmonic @ 3m)

WIFI Ant. 6+7	Note	Frequency (MHz)	Level (dBμV/m)	Margin (dB)	Limit Line (dBμV/m)	Read Level (dBμV)	Antenna Factor (dB/m)	Path Loss (dB)	Preamp Factor (dB)	Ant Pos (cm)	Table Pos (deg)	Peak Avg. (P/A)	Pol. (H/V)	
802.11ax HE40 Full CH 99 6445MHz		12890	52.58	-35.62	88.2	34.88	39.88	20.8	42.98	-	-	P	H	
		19335	35.19	-38.81	74	36.37	38.13	15.96	55.27	-	-	P	H	
		25780	46.02	-42.18	88.2	40.24	39.06	20.02	53.3	150	324	P	H	
		25780	40	-28.2	68.2	34.22	39.06	20.02	53.3	150	324	A	H	
													H	
													H	
													H	
													H	
													H	
													H	
													H	
													H	
													H	
													H	
													H	
													H	
			12890	52.7	-35.5	88.2	35	39.88	20.8	42.98	-	-	P	V
			19335	34.99	-39.01	74	36.17	38.13	15.96	55.27	-	-	P	V
		25780	45.11	-43.09	88.2	39.33	39.06	20.02	53.3	150	19	P	V	
		25780	37.03	-31.17	68.2	31.25	39.06	20.02	53.3	150	19	A	V	
													V	
													V	
													V	
													V	
													V	
													V	
													V	
													V	



WIFI Ant. 6+7	Note	Frequency (MHz)	Level (dBµV/m)	Margin (dB)	Limit Line (dBµV/m)	Read Level (dBµV)	Antenna Factor (dB/m)	Path Loss (dB)	Preamp Factor (dB)	Ant Pos (cm)	Table Pos (deg)	Peak Avg. (P/A)	Pol. (H/V)
802.11ax HE40 Full CH 107 6485MHz		12970	51.6	-36.6	88.2	33.85	39.83	20.87	42.95	-	-	P	H
		19455	35.83	-38.17	74	37.3	37.71	16.04	55.22	-	-	P	H
		25940	46.2	-42	88.2	40.11	39.28	20.11	53.3	150	327	P	H
		25940	38.92	-29.28	68.2	32.83	39.28	20.11	53.3	150	327	A	H
													H
													H
													H
													H
													H
													H
													H
													H
													H
													H
			12970	51.7	-36.5	88.2	33.95	39.83	20.87	42.95	-	-	P
		19455	35.11	-38.89	74	36.58	37.71	16.04	55.22	-	-	P	V
		25940	46.23	-41.97	88.2	40.14	39.28	20.11	53.3	105	18	P	V
		25940	38.93	-29.27	68.2	32.84	39.28	20.11	53.3	150	18	A	V
													V
													V
													V
													V
													V
													V
													V
													V



**Band 6 6425~6525MHz
WIFI 802.11ax HE80 Full (Hamronic @ 3m)**

WIFI Ant. 6+7	Note	Frequency (MHz)	Level (dBμV/m)	Margin (dB)	Limit Line (dBμV/m)	Read Level (dBμV)	Antenna Factor (dB/m)	Path Loss (dB)	Preamp Factor (dB)	Ant Pos (cm)	Table Pos (deg)	Peak Avg. (P/A)	Pol. (H/V)	
802.11ax HE80 Full CH 103 6465MHz		12930	52.07	-36.13	88.2	34.33	39.87	20.84	42.97	-	-	P	H	
		19395	38.32	-35.68	74	39.55	38.01	16	55.24	-	-	P	H	
													H	
													H	
													H	
													H	
													H	
													H	
													H	
													H	
													H	
													H	
													H	
													H	
													H	
													H	
													H	
													H	
			12930	52.21	-35.99	88.2	34.47	39.87	20.84	42.97	-	-	P	V
			19395	37.02	-36.98	74	38.25	38.01	16	55.24	-	-	P	V
													V	
													V	
													V	
													V	
													V	
													V	
													V	
													V	
													V	
													V	
													V	
													V	
Remark	1. No other spurious found. 2. All results are PASS against Peak and Average limit line. 3. The emission position marked as "-" means no suspected emission found with sufficient margin against limit line or noise floor only.													



Band 6 6425~6525MHz
WIFI 802.11ax HE160 Full (Harmonic @ 3m)

WIFI Ant. 6+7	Note	Frequency (MHz)	Level (dBμV/m)	Margin (dB)	Limit Line (dBμV/m)	Read Level (dBμV)	Antenna Factor (dB/m)	Path Loss (dB)	Preamp Factor (dB)	Ant Pos (cm)	Table Pos (deg)	Peak Avg. (P/A)	Pol. (H/V)
802.11ax HE160 Full CH 111 6505MHz		13010	51.96	-36.24	88.2	34.2	39.79	20.91	42.94	-	-	P	H
		19515	36.82	-37.18	74	38.01	37.92	16.08	55.19	-	-	P	H
													H
													H
													H
													H
													H
													H
													H
													H
													H
													H
													H
													H
													H
													H
													H
													H
													H
			13010	51.97	-36.23	88.2	34.21	39.79	20.91	42.94	-	-	P
		19515	37.13	-36.87	74	38.32	37.92	16.08	55.19	-	-	P	V
													V
													V
													V
													V
													V
													V
													V
													V
													V
													V
													V
													V
													V
Remark	1. No other spurious found. 2. All results are PASS against Peak and Average limit line. 3. The emission position marked as "-" means no suspected emission found with sufficient margin against limit line or noise floor only.												



Band 7 - 6525~6875MHz

WIFI 802.11a (Harmonic @ 3m)

WIFI	Note	Frequency	Level	Margin	Limit	Read	Antenna	Path	Preamp	Ant	Table	Peak	Pol.	
Ant.					Line	Level	Factor	Loss	Factor	Pos	Pos	Avg.		
6+7		(MHz)	(dBμV/m)	(dB)	(dBμV/m)	(dBμV)	(dB/m)	(dB)	(dB)	(cm)	(deg)	(P/A)	(H/V)	
802.11a CH 117 6535MHz		13070	51.57	-36.63	88.2	33.85	39.73	20.96	42.97	-	-	P	H	
		19605	36.87	-37.13	74	37.89	38	16.14	55.16	-	-	P	H	
													H	
													H	
													H	
													H	
													H	
													H	
													H	
													H	
													H	
			13070	51.65	-36.55	88.2	33.93	39.73	20.96	42.97	-	-	P	V
			19605	36.48	-37.52	74	37.5	38	16.14	55.16	-	-	P	V
														V
														V
														V
														V
														V
														V
														V



WIFI Ant. 6+7	Note	Frequency (MHz)	Level (dBμV/m)	Margin (dB)	Limit Line (dBμV/m)	Read Level (dBμV)	Antenna Factor (dB/m)	Path Loss (dB)	Preamp Factor (dB)	Ant Pos (cm)	Table Pos (deg)	Peak Avg. (P/A)	Pol. (H/V)	
802.11a CH 149 6695MHz		13390	52.39	-21.61	74	34.13	40.16	21.23	43.13	300	129	P	H	
		13390	42.54	-11.46	54	24.28	40.16	21.23	43.13	300	129	A	H	
		20085	42.32	-31.68	74	42.75	38.1	16.47	55	150	317	P	H	
		20085	32.42	-21.58	54	32.85	38.1	16.47	55	150	317	A	H	
		26780	49.89	-38.31	88.2	42.03	40.54	20.83	53.51	150	276	P	H	
		26780	43.19	-25.01	68.2	35.33	40.54	20.83	53.51	150	276	A	H	
														H
														H
														H
														H
														H
														H
			13390	53.69	-20.31	74	35.43	40.16	21.23	43.13	400	183	P	V
			13390	42.6	-11.4	54	24.34	40.16	21.23	43.13	400	183	A	V
			20085	42.62	-31.38	74	43.05	38.1	16.47	55	150	355	P	V
			20085	33.07	-20.93	54	33.5	38.1	16.47	55	150	355	A	V
			26780	47.76	-40.44	88.2	39.9	40.54	20.83	53.51	150	7	P	V
			26780	42.11	-26.09	68.2	34.25	40.54	20.83	53.51	150	7	A	V
														V
														V
													V	
													V	
													V	
													V	



Band 7 - 6525~6875MHz
WIFI 802.11ax HE20 Full (Harmonic @ 3m)

WIFI Ant. 6+7	Note	Frequency (MHz)	Level (dBμV/m)	Margin (dB)	Limit Line (dBμV/m)	Read Level (dBμV)	Antenna Factor (dB/m)	Path Loss (dB)	Preamp Factor (dB)	Ant Pos (cm)	Table Pos (deg)	Peak Avg. (P/A)	Pol. (H/V)	
802.11ax HE20 Full CH 117 6535MHz		13070	51.79	-36.41	88.2	34.07	39.73	20.96	42.97	-	-	P	H	
		19605	36.84	-37.16	74	37.86	38	16.14	55.16	-	-	P	H	
													H	
													H	
													H	
													H	
													H	
													H	
													H	
													H	
													H	
													H	
													H	
													H	
													H	
													H	
													H	
			13070	51.87	-36.33	88.2	34.15	39.73	20.96	42.97	-	-	P	V
			19605	36.33	-37.67	74	37.35	38	16.14	55.16	-	-	P	V
													V	
													V	
													V	
													V	
													V	
													V	
													V	
													V	
													V	
													V	
													V	
													V	
													V	



WIFI Ant. 6+7	Note	Frequency (MHz)	Level (dBμV/m)	Margin (dB)	Limit Line (dBμV/m)	Read Level (dBμV)	Antenna Factor (dB/m)	Path Loss (dB)	Preamp Factor (dB)	Ant Pos (cm)	Table Pos (deg)	Peak Avg. (P/A)	Pol. (H/V)	
802.11ax HE20 Full CH 149 6695MHz		13390	52.89	-21.11	74	34.63	40.16	21.23	43.13	400	100	P	H	
		13390	42.48	-11.52	54	24.22	40.16	21.23	43.13	400	100	A	H	
		20085	36.78	-37.22	74	37.21	38.1	16.47	55	-	-	P	H	
													H	
													H	
													H	
													H	
													H	
													H	
													H	
													H	
			13390	52.57	-21.43	74	34.31	40.16	21.23	43.13	300	310	P	V
			13390	42.47	-11.53	54	24.21	40.16	21.23	43.13	300	310	A	V
			20085	37.32	-36.68	74	37.75	38.1	16.47	55	-	-	P	V
														V
														V
														V
														V
														V
													V	
													V	



WiFi Ant. 6+7	Note	Frequency (MHz)	Level (dBµV/m)	Margin (dB)	Limit Line (dBµV/m)	Read Level (dBµV)	Antenna Factor (dB/m)	Path Loss (dB)	Preamp Factor (dB)	Ant Pos (cm)	Table Pos (deg)	Peak Avg. (P/A)	Pol. (H/V)	
802.11ax HE20 Full CH 185 6875MHz		13750	52.07	-36.13	88.2	34.33	39.75	21.53	43.54	-	-	P	H	
		20625	38.12	-35.88	74	38.22	38	16.87	54.97	-	-	P	H	
													H	
													H	
													H	
													H	
													H	
													H	
													H	
													H	
													H	
													H	
													H	
													H	
													H	
													H	
													H	
													H	
			13750	51.52	-36.68	88.2	33.78	39.75	21.53	43.54	-	-	P	V
			20625	37.28	-36.72	74	37.38	38	16.87	54.97	-	-	P	V
													V	
													V	
													V	
													V	
													V	
													V	
													V	
													V	
													V	
													V	
													V	
													V	
Remark	<ol style="list-style-type: none"> No other spurious found. All results are PASS against Peak and Average limit line. The emission position marked as "-" means no suspected emission found with sufficient margin against limit line or noise floor only. 													



Band 7 - 6525~6875MHz
WIFI 802.11ax HE40 Full (Harmonic @ 3m)

WIFI Ant. 6+7	Note	Frequency (MHz)	Level (dBμV/m)	Margin (dB)	Limit Line (dBμV/m)	Read Level (dBμV)	Antenna Factor (dB/m)	Path Loss (dB)	Preamp Factor (dB)	Ant Pos (cm)	Table Pos (deg)	Peak Avg. (P/A)	Pol. (H/V)	
802.11ax HE40 Full CH 123 6565MHz		13130	51.27	-36.93	88.2	33.5	39.76	21.01	43	-	-	P	H	
		19695	36.65	-37.35	74	37.39	38.18	16.2	55.12	-	-	P	H	
													H	
													H	
													H	
													H	
													H	
													H	
													H	
													H	
													H	
													H	
													H	
													H	
													H	
													H	
			13130	51.78	-36.42	88.2	34.01	39.76	21.01	43	-	-	P	V
			19695	36.43	-37.57	74	37.17	38.18	16.2	55.12	-	-	P	V
													V	
													V	
													V	
													V	
													V	
													V	
													V	
													V	
													V	
													V	
													V	
													V	



WIFI Ant. 6+7	Note	Frequency (MHz)	Level (dBμV/m)	Margin (dB)	Limit Line (dBμV/m)	Read Level (dBμV)	Antenna Factor (dB/m)	Path Loss (dB)	Preamp Factor (dB)	Ant Pos (cm)	Table Pos (deg)	Peak Avg. (P/A)	Pol. (H/V)	
802.11ax HE40 Full CH 147 6685MHz		13370	52.63	-21.37	74	34.45	40.08	21.22	43.12	400	321	P	H	
		13370	42.63	-11.37	54	24.45	40.08	21.22	43.12	400	321	A	H	
		20055	37.28	-36.72	74	37.73	38.1	16.45	55	-	-	P	H	
													H	
													H	
													H	
													H	
													H	
													H	
													H	
													H	
			13370	52.71	-21.29	74	34.53	40.08	21.22	43.12	300	157	P	V
			13370	42.66	-11.34	54	24.48	40.08	21.22	43.12	300	157	A	V
			20055	36.93	-37.07	74	37.38	38.1	16.45	55	-	-	P	V
														V
														V
														V
														V
														V
													V	
													V	



WIFI Ant. 6+7	Note	Frequency (MHz)	Level (dBµV/m)	Margin (dB)	Limit Line (dBµV/m)	Read Level (dBµV)	Antenna Factor (dB/m)	Path Loss (dB)	Preamp Factor (dB)	Ant Pos (cm)	Table Pos (deg)	Peak Avg. (P/A)	Pol. (H/V)	
802.11ax HE40 Full CH 187 6885MHz		13770	51.85	-36.35	88.2	34.13	39.73	21.56	43.57	-	-	P	H	
		20655	36.79	-37.21	74	36.86	38.01	16.89	54.97	-	-	P	H	
													H	
													H	
													H	
													H	
													H	
													H	
													H	
													H	
													H	
													H	
													H	
													H	
													H	
													H	
													H	
													H	
	802.11ax HE40 Full CH 187 6885MHz		13770	53.26	-34.94	88.2	35.54	39.73	21.56	43.57	-	-	P	V
			20655	36.59	-37.41	74	36.66	38.01	16.89	54.97	-	-	P	V
													V	
													V	
													V	
													V	
													V	
													V	
													V	
													V	
Remark	<ol style="list-style-type: none"> No other spurious found. All results are PASS against Peak and Average limit line. The emission position marked as "-" means no suspected emission found with sufficient margin against limit line or noise floor only. 													



Band 7 - 6525~6875MHz
WIFI 802.11ax HE80 Full (Harmonic @ 3m)

WIFI Ant. 6+7	Note	Frequency (MHz)	Level (dBμV/m)	Margin (dB)	Limit Line (dBμV/m)	Read Level (dBμV)	Antenna Factor (dB/m)	Path Loss (dB)	Preamp Factor (dB)	Ant Pos (cm)	Table Pos (deg)	Peak Avg. (P/A)	Pol. (H/V)	
802.11ax HE80 Full CH 135 6625MHz		13250	53.18	-20.82	74	35.28	39.85	21.11	43.06	300	278	P	H	
		13250	42.53	-11.47	54	24.63	39.85	21.11	43.06	300	278	A	H	
		19875	36.57	-37.43	74	37.34	37.95	16.33	55.05	-	-	P	H	
													H	
													H	
													H	
													H	
													H	
													H	
													H	
													H	
			13250	52.92	-21.08	74	35.02	39.85	21.11	43.06	300	135	P	V
			13250	42.52	-11.48	54	24.62	39.85	21.11	43.06	300	135	A	V
			19875	35.96	-38.04	74	36.73	37.95	16.33	55.05	-	-	P	V
														V
														V
														V
														V
													V	
													V	



WIFI Ant. 6+7	Note	Frequency (MHz)	Level (dBμV/m)	Margin (dB)	Limit Line (dBμV/m)	Read Level (dBμV)	Antenna Factor (dB/m)	Path Loss (dB)	Preamp Factor (dB)	Ant Pos (cm)	Table Pos (deg)	Peak Avg. (P/A)	Pol. (H/V)
802.11ax HE80 Full CH 151 6705MHz		13410	51.62	-36.58	88.2	33.33	40.19	21.25	43.15	-	-	P	H
		20115	36.79	-37.21	74	37.26	38.04	16.49	55	-	-	P	H
													H
													H
													H
													H
													H
													H
													H
													H
													H
													H
													H
													H
													H
													H
													H
													H
													H
			13410	51.89	-36.31	88.2	33.6	40.19	21.25	43.15	-	-	P
		20115	37.2	-36.8	74	37.67	38.04	16.49	55	-	-	P	V
													V
													V
													V
													V
													V
													V
													V
													V
													V
													V
													V
													V
													V
													V
													V



WIFI Ant. 6+7	Note	Frequency (MHz)	Level (dBμV/m)	Margin (dB)	Limit Line (dBμV/m)	Read Level (dBμV)	Antenna Factor (dB/m)	Path Loss (dB)	Preamp Factor (dB)	Ant Pos (cm)	Table Pos (deg)	Peak Avg. (P/A)	Pol. (H/V)	
802.11ax HE80 Full CH 183 6865MHz		13730	51.89	-36.31	88.2	34.11	39.77	21.52	43.51	-	-	P	H	
		20595	38.62	-35.38	74	38.76	38	16.84	54.98	-	-	P	H	
													H	
													H	
													H	
													H	
													H	
													H	
													H	
													H	
													H	
													H	
													H	
													H	
													H	
													H	
													H	
													H	
	Remark	1. No other spurious found. 2. All results are PASS against Peak and Average limit line. 3. The emission position marked as "-" means no suspected emission found with sufficient margin against limit line or noise floor only.												



Band 7 - 6525~6875MHz
WIFI 802.11ax HE160 Full (Harmonic @ 3m)

WIFI Ant. 6+7	Note	Frequency (MHz)	Level (dBμV/m)	Margin (dB)	Limit Line (dBμV/m)	Read Level (dBμV)	Antenna Factor (dB/m)	Path Loss (dB)	Preamp Factor (dB)	Ant Pos (cm)	Table Pos (deg)	Peak Avg. (P/A)	Pol. (H/V)	
802.11ax HE160 Full CH 143 6665MHz		13330	52.78	-21.22	74	34.78	39.92	21.18	43.1	100	322	P	H	
		13330	43.19	-10.81	54	25.19	39.92	21.18	43.1	100	322	A	H	
		19995	36.39	-37.61	74	37.37	37.61	16.41	55	-	-	P	H	
													H	
													H	
													H	
													H	
													H	
													H	
													H	
													H	
			13330	52.62	-21.38	74	34.62	39.92	21.18	43.1	200	228	P	V
			13330	43.1	-10.9	54	25.1	39.92	21.18	43.1	200	228	A	V
			19995	36.79	-37.21	74	37.77	37.61	16.41	55	-	-	P	V
														V
														V
														V
														V
													V	
													V	



WIFI Ant. 6+7	Note	Frequency (MHz)	Level (dBμV/m)	Margin (dB)	Limit Line (dBμV/m)	Read Level (dBμV)	Antenna Factor (dB/m)	Path Loss (dB)	Preamp Factor (dB)	Ant Pos (cm)	Table Pos (deg)	Peak Avg. (P/A)	Pol. (H/V)	
802.11ax HE160 Full CH 175 6825MHz		13650	53.2	-35	88.2	35.19	39.95	21.46	43.4	-	-	P	H	
		20475	37.52	-36.48	74	37.91	37.85	16.76	55	-	-	P	H	
													H	
													H	
													H	
													H	
													H	
													H	
													H	
													H	
													H	
													H	
													H	
													H	
													H	
													H	
													H	
													H	
	Remark	1. No other spurious found.												
		2. All results are PASS against Peak and Average limit line.												
	3. The emission position marked as "-" means no suspected emission found with sufficient margin against limit line or noise floor only.													



Band 8 - 6875~7125MHz
WIFI 802.11a (Band Edge @ 3m)

WIFI Ant. 6+7	Note	Frequency (MHz)	Level (dBμV/m)	Margin (dB)	Limit Line (dBμV/m)	Read Level (dBμV)	Antenna Factor (dB/m)	Path Loss (dB)	Preamp Factor (dB)	Ant Pos (cm)	Table Pos (deg)	Peak Avg. (P/A)	Pol. (H/V)
802.11a CH 233 7115MHz	*	7115	99.08	-	-	85.73	36.55	15.24	38.44	301	330	P	H
	*	7115	91.63	-	-	78.28	36.55	15.24	38.44	301	330	A	H
		7125.02	68.89	-19.31	88.2	55.44	36.65	15.25	38.45	301	330	P	H
		7125.02	60.53	-7.67	68.2	47.08	36.65	15.25	38.45	301	330	A	H
													H
													H
	*	7115	95.18	-	-	81.83	36.55	15.24	38.44	100	297	P	V
	*	7115	87.65	-	-	74.3	36.55	15.24	38.44	100	297	A	V
		7125.58	67.07	-21.13	88.2	53.61	36.66	15.25	38.45	100	297	P	V
		7125.02	56.69	-11.51	68.2	43.24	36.65	15.25	38.45	100	297	A	V
													V
													V
Remark	1. No other spurious found. 2. All results are PASS against Peak and Average limit line.												



Band 8 - 6875~7125MHz
WIFI 802.11a (Harmonic @ 3m)

WIFI Ant. 6+7	Note	Frequency (MHz)	Level (dBμV/m)	Margin (dB)	Limit Line (dBμV/m)	Read Level (dBμV)	Antenna Factor (dB/m)	Path Loss (dB)	Preamp Factor (dB)	Ant Pos (cm)	Table Pos (deg)	Peak Avg. (P/A)	Pol. (H/V)	
802.11a CH 189 6895MHz		13790	51.89	-36.31	88.2	34.21	39.71	21.57	43.6	-	-	P	H	
		20685	36.71	-37.29	74	36.69	38.07	16.91	54.96	-	-	P	H	
		27580	47.24	-40.96	88.2	40.3	39.4	21.36	53.82	150	268	P	H	
		27580	41.85	-26.35	68.2	34.91	39.4	21.36	53.82	150	268	A	H	
													H	
													H	
													H	
													H	
													H	
													H	
													H	
													H	
													H	
			13790	51.95	-36.25	88.2	34.27	39.71	21.57	43.6	-	-	P	V
			20685	35.87	-38.13	74	35.85	38.07	16.91	54.96	-	-	P	V
			27580	46.99	-41.21	88.2	40.05	39.4	21.36	53.82	150	353	P	V
			27580	41.8	-26.4	68.2	34.86	39.4	21.36	53.82	150	353	A	V
														V
													V	
													V	
													V	
													V	
													V	
													V	



WIFI Ant. 6+7	Note	Frequency (MHz)	Level (dBμV/m)	Margin (dB)	Limit Line (dBμV/m)	Read Level (dBμV)	Antenna Factor (dB/m)	Path Loss (dB)	Preamp Factor (dB)	Ant Pos (cm)	Table Pos (deg)	Peak Avg. (P/A)	Pol. (H/V)	
802.11a CH 209 6995MHz		13990	52.63	-35.57	88.2	34.79	39.98	21.74	43.88	-	-	P	H	
		20985	36.67	-37.33	74	36.79	37.65	17.13	54.9	-	-	P	H	
		27980	49.68	-38.52	88.2	42.18	39.8	21.6	53.9	150	278	P	H	
		27980	44.98	-23.22	68.2	37.48	39.8	21.6	53.9	150	278	A	H	
													H	
													H	
													H	
													H	
													H	
													H	
													H	
													H	
			13990	53.02	-35.18	88.2	35.18	39.98	21.74	43.88	-	-	P	V
			20985	35.75	-38.25	74	35.87	37.65	17.13	54.9	-	-	P	V
			27980	48.3	-39.9	88.2	40.8	39.8	21.6	53.9	150	5	P	V
			27980	43.24	-24.96	68.2	35.74	39.8	21.6	53.9	150	5	A	V
														V
														V
													V	
													V	
													V	
													V	
													V	



WiFi Ant. 6+7	Note	Frequency (MHz)	Level (dBµV/m)	Margin (dB)	Limit Line (dBµV/m)	Read Level (dBµV)	Antenna Factor (dB/m)	Path Loss (dB)	Preamp Factor (dB)	Ant Pos (cm)	Table Pos (deg)	Peak Avg. (P/A)	Pol. (H/V)
802.11a CH 233 7115MHz		14230	52.01	-36.19	88.2	33.98	40.24	21.92	44.13	-	-	P	H
		21345	35.4	-38.6	74	35.23	37.73	17.34	54.9	-	-	P	H
		28460	50.12	-38.08	88.2	42.42	40.04	21.84	54.18	150	277	P	H
		28460	45.95	-22.25	68.2	38.25	40.04	21.84	54.18	150	277	A	H
													H
													H
													H
													H
													H
													H
													H
													H
													H
													H
													H
													H
													H
													H
													H
			14230	52.24	-35.96	88.2	34.21	40.24	21.92	44.13	-	-	P
		21345	36.27	-37.73	74	36.1	37.73	17.34	54.9	-	-	P	V
		28460	48.88	-39.32	88.2	41.18	40.04	21.84	54.18	150	349	P	V
		28460	44.1	-24.1	68.2	36.4	40.04	21.84	54.18	150	349	A	V
													V
													V
													V
													V
													V
													V
													V
													V
													V
													V
													V
Remark	<ol style="list-style-type: none"> No other spurious found. All results are PASS against Peak and Average limit line. The emission position marked as "-" means no suspected emission found with sufficient margin against limit line or noise floor only. 												



**Band 8 - 6875~7125MHz
WIFI 802.11ax HE20 Full (Band Edge @ 3m)**

WIFI Ant. 6+7	Note	Frequency (MHz)	Level (dBμV/m)	Margin (dB)	Limit Line (dBμV/m)	Read Level (dBμV)	Antenna Factor (dB/m)	Path Loss (dB)	Preamp Factor (dB)	Ant Pos (cm)	Table Pos (deg)	Peak Avg. (P/A)	Pol. (H/V)
802.11ax HE20 Full CH 233 7115MHz	*	7115	103.97	-	-	90.62	36.55	15.24	38.44	345	335	P	H
	*	7115	94.13	-	-	80.78	36.55	15.24	38.44	345	335	A	H
		7125.02	72.37	-15.83	88.2	58.92	36.65	15.25	38.45	345	335	P	H
		7125.02	62.93	-5.27	68.2	49.48	36.65	15.25	38.45	345	335	A	H
													H
													H
	*	7115	97.39	-	-	84.04	36.55	15.24	38.44	100	307	P	V
	*	7115	89.43	-	-	76.08	36.55	15.24	38.44	100	307	A	V
		7125.02	68.35	-19.85	88.2	54.9	36.65	15.25	38.45	100	307	P	V
		7125.02	59.33	-8.87	68.2	45.88	36.65	15.25	38.45	100	307	A	V
												V	
												V	
Remark	1. No other spurious found. 2. All results are PASS against Peak and Average limit line.												



Band 8 - 6875~7125MHz
WIFI 802.11ax HE20 (Harmonic @ 3m)

WIFI Ant. 6+7	Note	Frequency (MHz)	Level (dBμV/m)	Margin (dB)	Limit Line (dBμV/m)	Read Level (dBμV)	Antenna Factor (dB/m)	Path Loss (dB)	Preamp Factor (dB)	Ant Pos (cm)	Table Pos (deg)	Peak Avg. (P/A)	Pol. (H/V)	
802.11ax HE20 Full CH 189 6895MHz		13790	52.75	-35.45	88.2	35.07	39.71	21.57	43.6	-	-	P	H	
		20685	35.55	-38.45	74	35.53	38.07	16.91	54.96	-	-	P	H	
		27580	47.5	-40.7	88.2	40.56	39.4	21.36	53.82	150	276	P	H	
		27580	42.54	-25.66	68.2	35.6	39.4	21.36	53.82	150	276	A	H	
													H	
													H	
													H	
													H	
													H	
													H	
													H	
													H	
													H	
													H	
													H	
													H	
			13790	52.17	-36.03	88.2	34.49	39.71	21.57	43.6	-	-	P	V
			20685	37.04	-36.96	74	37.02	38.07	16.91	54.96	-	-	P	V
		27580	49.21	-38.99	88.2	42.27	39.4	21.36	53.82	150	353	P	V	
		27580	43.76	-24.44	68.2	36.82	39.4	21.36	53.82	150	353	A	V	
													V	
													V	
													V	
													V	
													V	
													V	
													V	
													V	



Band 8 - 6875~7125MHz

WIFI 802.11ax HE20 Partial 106 (Band Edge @ 3m)

WIFI Ant. 6+7	Note	Frequency (MHz)	Level (dBμV/m)	Margin (dB)	Limit Line (dBμV/m)	Read Level (dBμV)	Antenna Factor (dB/m)	Path Loss (dB)	Preamp Factor (dB)	Ant Pos (cm)	Table Pos (deg)	Peak Avg. (P/A)	Pol. (H/V)
802.11ax HE20 Partial 106/54 CH 233 7115MHz	*	7115	103.21	-	-	89.86	36.55	15.24	38.44	292	337	P	H
	*	7115	95.42	-	-	82.07	36.55	15.24	38.44	292	337	A	H
		7125.02	78.27	-9.93	88.2	64.82	36.65	15.25	38.45	292	337	P	H
		7125.02	67.03	-1.17	68.2	53.58	36.65	15.25	38.45	292	337	A	H
													H
													H
	*	7115	98.82	-	-	85.47	36.55	15.24	38.44	250	304	P	V
	*	7115	90.76	-	-	77.41	36.55	15.24	38.44	250	304	A	V
		7125.02	73.85	-14.35	88.2	60.4	36.65	15.25	38.45	250	304	P	V
		7125.02	62.42	-5.78	68.2	48.97	36.65	15.25	38.45	250	304	A	V
												V	
												V	
Remark	1. No other spurious found. 2. All results are PASS against Peak and Average limit line.												



**Band 8 - 6875~7125MHz
WIFI 802.11ax HE40 Full (Band Edge @ 3m)**

WIFI Ant. 6+7	Note	Frequency (MHz)	Level (dBμV/m)	Margin (dB)	Limit Line (dBμV/m)	Read Level (dBμV)	Antenna Factor (dB/m)	Path Loss (dB)	Preamp Factor (dB)	Ant Pos (cm)	Table Pos (deg)	Peak Avg. (P/A)	Pol. (H/V)
802.11ax HE40 Full CH 227 7085MHz	*	7085	102.82	-	-	89.69	36.34	15.21	38.42	217	345	P	H
	*	7085	94.47	-	-	81.34	36.34	15.21	38.42	217	345	A	H
		7125.84	54.1	-34.1	88.2	40.64	36.66	15.25	38.45	217	345	P	H
		7125.3	44.31	-23.89	68.2	30.86	36.65	15.25	38.45	217	345	A	H
													H
													H
	*	7085	98.74	-	-	85.61	36.34	15.21	38.42	100	300	P	V
	*	7085	89.89	-	-	76.76	36.34	15.21	38.42	100	300	A	V
		7225.74	52.31	-35.89	88.2	38.44	37.05	15.36	38.54	100	300	P	V
		7221.24	43.07	-25.13	68.2	29.21	37.04	15.35	38.53	100	300	P	V
												V	
												V	
Remark	1. No other spurious found. 2. All results are PASS against Peak and Average limit line.												



Band 8 - 6875~7125MHz
WIFI 802.11ax HE40 Full (Harmonic @ 3m)

WIFI Ant. 6+7	Note	Frequency (MHz)	Level (dBμV/m)	Margin (dB)	Limit Line (dBμV/m)	Read Level (dBμV)	Antenna Factor (dB/m)	Path Loss (dB)	Preamp Factor (dB)	Ant Pos (cm)	Table Pos (deg)	Peak Avg. (P/A)	Pol. (H/V)	
802.11ax HE40 Full CH 195 6925MHz		13850	52.32	-35.88	88.2	34.62	39.75	21.63	43.68	-	-	P	H	
		20775	36.84	-37.16	74	36.8	38	16.98	54.94	-	-	P	H	
													H	
													H	
													H	
													H	
													H	
													H	
													H	
													H	
													H	
													H	
													H	
													H	
													H	
													H	
													H	
			13850	51.78	-36.42	88.2	34.08	39.75	21.63	43.68	-	-	P	V
			20775	38.04	-35.96	74	38	38	16.98	54.94	-	-	P	V
													V	
													V	
													V	
													V	
													V	
													V	
													V	
													V	
													V	
													V	
													V	
													V	
													V	



WIFI Ant. 6+7	Note	Frequency (MHz)	Level (dBμV/m)	Margin (dB)	Limit Line (dBμV/m)	Read Level (dBμV)	Antenna Factor (dB/m)	Path Loss (dB)	Preamp Factor (dB)	Ant Pos (cm)	Table Pos (deg)	Peak Avg. (P/A)	Pol. (H/V)	
802.11ax HE40 Full CH 211 7005MHz		14010	53.31	-34.89	88.2	35.44	40.01	21.76	43.9	-	-	P	H	
		21015	37.63	-36.37	74	37.52	37.86	17.15	54.9	-	-	P	H	
													H	
													H	
													H	
													H	
													H	
													H	
													H	
													H	
													H	
													H	
													H	
													H	
													H	
													H	
			14010	52.69	-35.51	88.2	34.82	40.01	21.76	43.9	-	-	P	V
			21015	37.64	-36.36	74	37.53	37.86	17.15	54.9	-	-	P	V
													V	
													V	
													V	
													V	
													V	
													V	
													V	
													V	
													V	
													V	
													V	
													V	



WiFi Ant. 6+7	Note	Frequency (MHz)	Level (dBµV/m)	Margin (dB)	Limit Line (dBµV/m)	Read Level (dBµV)	Antenna Factor (dB/m)	Path Loss (dB)	Preamp Factor (dB)	Ant Pos (cm)	Table Pos (deg)	Peak Avg. (P/A)	Pol. (H/V)
802.11ax HE40 Full CH 227 7085MHz		14170	52.56	-35.64	88.2	34.51	40.24	21.88	44.07	-	-	P	H
		21255	38.09	-35.91	74	37.88	37.82	17.29	54.9	-	-	P	H
													H
													H
													H
													H
													H
													H
													H
													H
													H
													H
													H
													H
													H
													H
													H
													H
													H
	802.11ax HE40 Full CH 227 7085MHz		14170	52.82	-35.38	88.2	34.77	40.24	21.88	44.07	-	-	P
		21255	37.48	-36.52	74	37.27	37.82	17.29	54.9	-	-	P	V
													V
													V
													V
													V
													V
													V
													V
													V
													V
													V
													V
													V
													V
												V	
Remark	<ol style="list-style-type: none"> No other spurious found. All results are PASS against Peak and Average limit line. The emission position marked as "-" means no suspected emission found with sufficient margin against limit line or noise floor only. 												



Band 8 - 6875~7125MHz
WIFI 802.11ax HE40 Partial 242 (Band Edge @ 3m)

WIFI Ant. 6+7	Note	Frequency (MHz)	Level (dBμV/m)	Margin (dB)	Limit Line (dBμV/m)	Read Level (dBμV)	Antenna Factor (dB/m)	Path Loss (dB)	Preamp Factor (dB)	Ant Pos (cm)	Table Pos (deg)	Peak Avg. (P/A)	Pol. (H/V)
802.11ax HE40 Partial 242/62 CH 227 7085MHz	*	7085	104.81	-	-	91.68	36.34	15.21	38.42	250	341	P	H
	*	7085	97.56	-	-	84.43	36.34	15.21	38.42	250	341	A	H
		7214.4	52.23	-35.97	88.2	38.39	37.03	15.34	38.53	250	341	P	H
		7165.98	42.72	-25.48	68.2	28.99	36.93	15.29	38.49	250	341	A	H
													H
													H
	*	7085	101.22	-	-	88.09	36.34	15.21	38.42	400	338	P	V
	*	7085	92.74	-	-	79.61	36.34	15.21	38.42	400	338	A	V
		7239.24	52.06	-36.14	88.2	38.16	37.08	15.37	38.55	400	338	P	V
		7241.4	42.46	-25.74	68.2	28.56	37.08	15.37	38.55	400	338	A	V
												V	
												V	
Remark	1. No other spurious found. 2. All results are PASS against Peak and Average limit line.												



**Band 8 - 6875~7125MHz
WIFI 802.11ax HE80 Full (Band Edge @ 3m)**

WIFI Ant. 6+7	Note	Frequency (MHz)	Level (dBμV/m)	Margin (dB)	Limit Line (dBμV/m)	Read Level (dBμV)	Antenna Factor (dB/m)	Path Loss (dB)	Preamp Factor (dB)	Ant Pos (cm)	Table Pos (deg)	Peak Avg. (P/A)	Pol. (H/V)
802.11ax HE80 Full CH 215 7025MHz	*	7025	101.8	-	-	88.92	36.1	15.15	38.37	250	333	P	H
	*	7025	93.95	-	-	81.07	36.1	15.15	38.37	250	333	A	H
		7233.04	51.56	-36.64	88.2	37.67	37.07	15.36	38.54	250	333	P	H
		7177.92	43.28	-24.92	68.2	29.51	36.96	15.31	38.5	250	333	A	H
													H
													H
	*	7025	97.72	-	-	84.84	36.1	15.15	38.37	100	304	P	V
	*	7025	89.92	-	-	77.04	36.1	15.15	38.37	100	304	A	V
		7201.84	51.94	-36.26	88.2	38.13	37	15.33	38.52	100	304	P	V
		7203.14	43.25	-24.95	68.2	29.43	37.01	15.33	38.52	100	304	A	V
												V	
												V	
Remark	1. No other spurious found. 2. All results are PASS against Peak and Average limit line.												



Band 8 - 6875~7125MHz
WIFI 802.11ax HE80 Full (Harmonic @ 3m)

WIFI Ant. 6+7	Note	Frequency (MHz)	Level (dBµV/m)	Margin (dB)	Limit Line (dBµV/m)	Read Level (dBµV)	Antenna Factor (dB/m)	Path Loss (dB)	Preamp Factor (dB)	Ant Pos (cm)	Table Pos (deg)	Peak Avg. (P/A)	Pol. (H/V)	
802.11ax HE80 Full CH 199 6945MHz		13890	51.9	-36.3	88.2	34.19	39.79	21.66	43.74	-	-	P	H	
		20835	37.32	-36.68	74	37.16	38.07	17.02	54.93	-	-	P	H	
													H	
													H	
													H	
													H	
													H	
													H	
													H	
													H	
													H	
													H	
													H	
													H	
													H	
													H	
													H	
			13890	51.99	-36.21	88.2	34.28	39.79	21.66	43.74	-	-	P	V
			20835	37.22	-36.78	74	37.06	38.07	17.02	54.93	-	-	P	V
													V	
													V	
													V	
													V	
													V	
													V	
													V	
													V	
													V	
													V	
													V	
													V	



WiFi Ant. 6+7	Note	Frequency (MHz)	Level (dBμV/m)	Margin (dB)	Limit Line (dBμV/m)	Read Level (dBμV)	Antenna Factor (dB/m)	Path Loss (dB)	Preamp Factor (dB)	Ant Pos (cm)	Table Pos (deg)	Peak Avg. (P/A)	Pol. (H/V)
802.11ax HE80 Full CH 215 7025MHz		14050	52.41	-35.79	88.2	34.51	40.05	21.79	43.94	-	-	P	H
		21075	37.48	-36.52	74	37	38.2	17.18	54.9	-	-	P	H
													H
													H
													H
													H
													H
													H
													H
													H
													H
													H
													H
													H
													H
													H
													H
													H
													H
	Remark	1. No other spurious found. 2. All results are PASS against Peak and Average limit line. 3. The emission position marked as "-" means no suspected emission found with sufficient margin against limit line or noise floor only.											



**Band 8 - 6875~7125MHz
WIFI 802.11ax HE80 Partial 484 (Band Edge @ 3m)**

WIFI Ant. 6+7	Note	Frequency (MHz)	Level (dBμV/m)	Margin (dB)	Limit Line (dBμV/m)	Read Level (dBμV)	Antenna Factor (dB/m)	Path Loss (dB)	Preamp Factor (dB)	Ant Pos (cm)	Table Pos (deg)	Peak Avg. (P/A)	Pol. (H/V)
802.11ax HE80 Partial 484/66 CH 215 7025MHz	*	7025	107.35	-	-	94.47	36.1	15.15	38.37	240	334	P	H
	*	7025	97.5	-	-	84.62	36.1	15.15	38.37	240	334	A	H
		7126.18	62.14	-26.06	88.2	48.68	36.66	15.25	38.45	240	334	P	H
		7125.92	44.62	-23.58	68.2	31.16	36.66	15.25	38.45	240	334	A	H
													H
													H
	*	7025	100.95	-	-	88.07	36.1	15.15	38.37	100	302	P	V
	*	7025	92.97	-	-	80.09	36.1	15.15	38.37	100	302	A	V
		7131.38	59.39	-28.81	88.2	45.88	36.71	15.26	38.46	100	302	P	V
		7127.22	44.02	-24.18	68.2	30.55	36.67	15.25	38.45	100	302	A	V
												V	
												V	
Remark	1. No other spurious found. 2. All results are PASS against Peak and Average limit line.												



**Band 8 - 6875~7125MHz
WIFI 802.11ax HE160 Full (Band Edge @ 3m)**

WIFI Ant. 6+7	Note	Frequency (MHz)	Level (dBμV/m)	Margin (dB)	Limit Line (dBμV/m)	Read Level (dBμV)	Antenna Factor (dB/m)	Path Loss (dB)	Preamp Factor (dB)	Ant Pos (cm)	Table Pos (deg)	Peak Avg. (P/A)	Pol. (H/V)
802.11ax HE160 Full CH 207 6985MHz	*	6985	103.75	-	-	91.01	35.97	15.11	38.34	250	343	P	H
	*	6985	95.01	-	-	82.27	35.97	15.11	38.34	250	343	A	H
		7142.44	54	-34.2	88.2	40.38	36.82	15.27	38.47	250	343	P	H
		7125.48	46.26	-21.94	68.2	32.81	36.65	15.25	38.45	250	343	A	H
													H
													H
	*	6985	98.82	-	-	86.08	35.97	15.11	38.34	100	302	P	V
	*	6985	90.7	-	-	77.96	35.97	15.11	38.34	100	302	A	V
		7144.68	52.96	-35.24	88.2	39.31	36.85	15.27	38.47	100	302	P	V
		7130.28	44.84	-23.36	68.2	31.34	36.7	15.26	38.46	100	302	A	V
												V	
												V	
Remark	1. No other spurious found. 2. All results are PASS against Peak and Average limit line.												



Band 8 - 6875~7125MHz
WIFI 802.11ax HE160 Full (Harmonic @ 3m)

WIFI Ant. 6+7	Note	Frequency (MHz)	Level (dBμV/m)	Margin (dB)	Limit Line (dBμV/m)	Read Level (dBμV)	Antenna Factor (dB/m)	Path Loss (dB)	Preamp Factor (dB)	Ant Pos (cm)	Table Pos (deg)	Peak Avg. (P/A)	Pol. (H/V)	
802.11ax HE160 Full CH 207 6985MHz		13970	52.13	-36.07	88.2	34.31	39.94	21.73	43.85	-	-	P	H	
		20955	36.55	-37.45	74	37	37.35	17.11	54.91	-	-	P	H	
													H	
													H	
													H	
													H	
													H	
													H	
													H	
													H	
													H	
													H	
													H	
													H	
													H	
													H	
													H	
													H	
			13970	52.15	-36.05	88.2	34.33	39.94	21.73	43.85	-	-	P	V
			20955	36.22	-37.78	74	36.67	37.35	17.11	54.91	-	-	P	V
													V	
													V	
													V	
													V	
													V	
													V	
													V	
													V	
													V	
													V	
													V	
													V	
Remark	1. No other spurious found. 2. All results are PASS against Peak and Average limit line. 3. The emission position marked as "-" means no suspected emission found with sufficient margin against limit line or noise floor only.													



Band 8 - 6875~7125MHz
WIFI 802.11ax HE160 Partial 996 (Band Edge @ 3m)

WIFI Ant. 6+7	Note	Frequency (MHz)	Level (dBμV/m)	Margin (dB)	Limit Line (dBμV/m)	Read Level (dBμV)	Antenna Factor (dB/m)	Path Loss (dB)	Preamp Factor (dB)	Ant Pos (cm)	Table Pos (deg)	Peak Avg. (P/A)	Pol. (H/V)
802.11ax HE160 Partial 996/68 CH 207 6985MHz	*	6985	98.69	-	-	85.95	35.97	15.11	38.34	274	336	P	V
	*	6985	89.79	-	-	77.05	35.97	15.11	38.34	274	336	A	V
		7134.44	67.01	-21.19	88.2	53.47	36.74	15.26	38.46	274	336	P	V
		7133.8	50.84	-17.36	68.2	37.3	36.74	15.26	38.46	274	336	A	V
													H
													H
	*	6985	102.12	-	-	89.38	35.97	15.11	38.34	100	301	P	H
	*	6985	92.27	-	-	79.53	35.97	15.11	38.34	100	301	A	H
		7131.24	66.96	-21.24	88.2	53.45	36.71	15.26	38.46	100	301	P	H
		7131.24	51.66	-16.54	68.2	38.15	36.71	15.26	38.46	100	301	A	H
												V	
												V	
Remark	1. No other spurious found. 2. All results are PASS against Peak and Average limit line.												



Emission below 1GHz

WIFI 802.11ax HE80 Full (LF @ 3m)

WIFI	Note	Frequency	Level	Margin	Limit	Read	Antenna	Path	Preamp	Ant	Table	Peak	Pol.	
Ant.					Line	Level	Factor	Loss	Factor	Pos	Pos	Avg.		
6+7		(MHz)	(dBμV/m)	(dB)	(dBμV/m)	(dBμV)	(dB/m)	(dB)	(dB)	(cm)	(deg)	(P/A)	(H/V)	
802.11ax HE80 Full LF		31.53	25.18	-14.82	40	35.22	24.26	1.29	35.59	-	-	P	H	
		75.56	22.64	-17.36	40	43.05	13.41	1.73	35.55	-	-	P	H	
		133.7	29.93	-13.57	43.5	45.29	17.83	2.27	35.46	-	-	P	H	
		272	31.47	-14.53	46	44.54	19	3.11	35.18	-	-	P	H	
		471.2	29.16	-16.84	46	36.39	23.37	4.08	34.68	-	-	P	H	
		952	35.26	-10.74	46	31.6	30.85	5.78	32.97	-	-	P	H	
														H
														H
														H
														H
														H
														H
			52.27	32.91	-7.09	40	53.3	13.72	1.45	35.56	-	-	P	V
			91.03	29.25	-14.25	43.5	48.02	14.89	1.87	35.53	-	-	P	V
			143.56	24.9	-18.6	43.5	40.16	17.83	2.35	35.44	-	-	P	V
			252.8	26.78	-19.22	46	40.11	18.87	3.01	35.21	-	-	P	V
			857.6	34.16	-11.84	46	32.8	29.24	5.49	33.37	-	-	P	V
			957.6	36.65	-9.35	46	32.81	30.99	5.79	32.94	-	-	P	V
														V
														V
													V	
													V	
													V	
													V	

Remark

- No other spurious found.
- All results are PASS against limit line.
- The emission position marked as "-" means no suspected emission found and emission level has at least 6dB margin against limit or emission is noise floor only.



Note symbol

*	Fundamental Frequency which can be ignored. However, the level of any unwanted emissions shall not exceed the level of the fundamental frequency.
!	Test result is Margin line.
P/A	Peak or Average
H/V	Horizontal or Vertical



A calculation example for radiated spurious emission is shown as below:

WIFI	Note	Frequency	Level	Margin	Limit	Read	Antenna	Path	Preamp	Ant	Table	Peak	Pol.
Ant.		(MHz)	(dBμV/m)	(dB)	(dBμV/m)	(dBμV)	(dB/m)	(dB)	(dB)	(cm)	(deg)	(P/A)	(H/V)
6+7					Line	Level	Factor	Loss	Factor	Pos	Pos	Avg.	
802.11a		5925	55.45	-32.75	88.2	54.51	32.22	4.58	35.86	103	308	P	H
CH 01		5925	43.54	-24.66	68.2	42.6	32.22	4.58	35.86	103	308	A	H
5955MHz													

1. Path Loss(dB) = Cable loss(dB) + Filter loss(dB) + Attenuator loss(dB)
2. Level(dBμV/m) = Antenna Factor(dB/m) + Path Loss(dB) + Read Level(dBμV) - Preamp Factor(dB)
3. Margin (dB) = Level(dBμV/m) – Limit Line(dBμV/m)

For Peak Limit @ 5925MHz:

1. Level(dBμV/m)
 - = Antenna Factor(dB/m) + Path Loss(dB) + Read Level(dBμV) - Preamp Factor(dB)
 - = 32.22(dB/m) + 4.58(dB) + 54.51(dBμV) – 35.86 (dB)
 - = 55.45 (dBμV/m)
2. Margin (dB)
 - = Level(dBμV/m) – Limit Line(dBμV/m)
 - = 55.45(dBμV/m) – 88.2(dBμV/m)
 - = -32.75(dB)

For Average Limit @ 5925MHz:

1. Level(dBμV/m)
 - = Antenna Factor(dB/m) + Path Loss(dB) + Read Level(dBμV) - Preamp Factor(dB)
 - = 32.22(dB/m) + 4.58(dB) + 42.6(dBμV) – 35.86 (dB)
 - = 43.54(dBμV/m)
2. Margin (dB) = Level(dBμV/m) – Limit Line(dBμV/m)
 - = 43.54 (dBμV/m) – 68.2(dBμV/m)
 - = -24.66(dB)

Both peak and average measured complies with the limit line, so test result is "PASS".

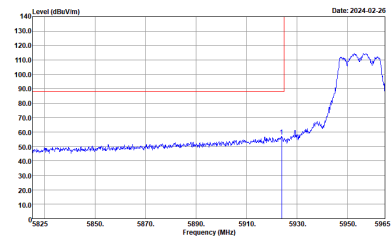
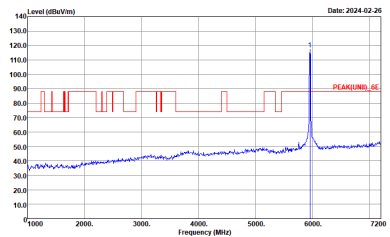
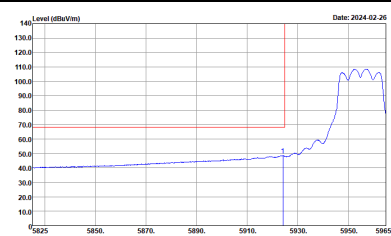
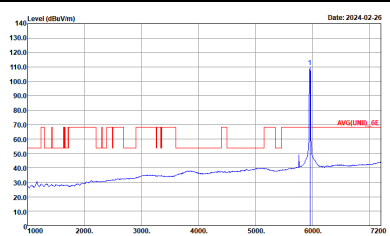


Appendix D. Radiated Spurious Emission Plots

Test Engineer :	John Chuang, David Dai and Howard Huang	Temperature :	19.5~23.5°C
		Relative Humidity :	64.9~70.7%



Band 5 - 5925~6425MHz
WIFI 802.11a (Band Edge @ 3m)

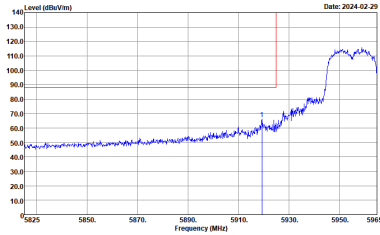
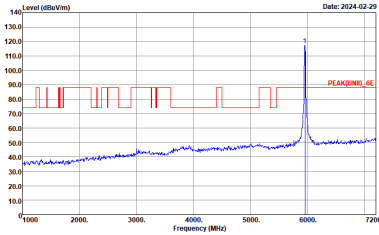
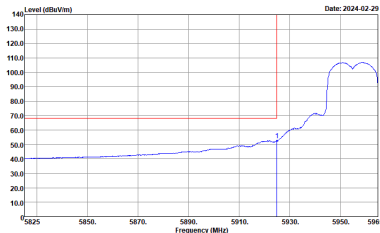
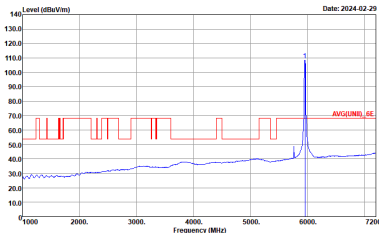
WIFI	Band 5 5925~6425MHz Band Edge @ 3m	
ANT	802.11a CH01 5955MHz	
6+7	Horizontal	Fundamental
Peak	 <p>Site : 03CH20-HY Condition : PEAK_BE(UNIT)_6E 3m 91200_02360_231030 HORIZONTAL : RBW:1000.000KHz VBW:3000.000KHz SWT:Auto</p>	 <p>Site : 03CH20-HY Condition : PEAK(UNIT)_6E 3m 91200_02360_231030 HORIZONTAL : RBW:1000.000KHz VBW:3000.000KHz SWT:Auto</p>
Avg.	 <p>Site : 03CH20-HY Condition : AVG_BE(UNIT)_6E 3m 91200_02360_231030 HORIZONTAL : RBW:1000.000KHz VBW:0.620KHz SWT:Auto</p>	 <p>Site : 03CH20-HY Condition : AVG(UNIT)_6E 3m 91200_02360_231030 HORIZONTAL : RBW:1000.000KHz VBW:0.620KHz SWT:Auto</p>



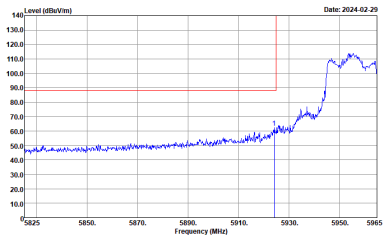
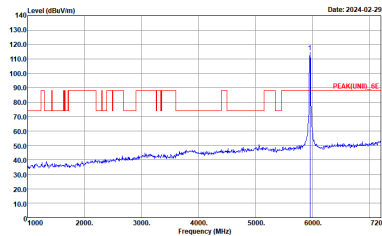
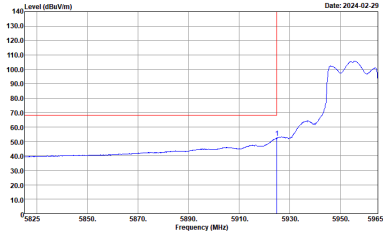
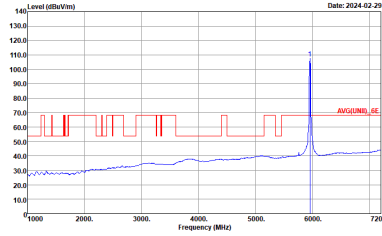
WIFI	Band 5 5925~6425MHz Band Edge @ 3m	
ANT	802.11a CH01 5955MHz	
6+7	Vertical	Fundamental
Peak	<p>Date: 2024-02-26</p> <p>Site : 03CH20-HY Condition : PEAK_BE(UNIT)_6E 3m 91200_02360_231030 VERTICAL : RBW:1000.000kHz VBW:3000.000kHz SWT:Auto</p>	<p>Date: 2024-02-26</p> <p>Site : 03CH20-HY Condition : PEAK(UNIT)_6E 3m 91200_02360_231030 VERTICAL : RBW:1000.000kHz VBW:3000.000kHz SWT:Auto</p>
Avg.	<p>Date: 2024-02-26</p> <p>Site : 03CH20-HY Condition : AVG_BE(UNIT)_6E 3m 91200_02360_231030 VERTICAL : RBW:1000.000kHz VBW:0.620kHz SWT:Auto</p>	<p>Date: 2024-02-26</p> <p>Site : 03CH20-HY Condition : AVG(UNIT)_6E 3m 91200_02360_231030 VERTICAL : RBW:1000.000kHz VBW:0.620kHz SWT:Auto</p>



Band 5 5925~6425MHz
WIFI 802.11ax HE20 Full (Band Edge @ 3m)

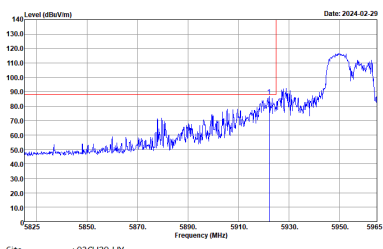
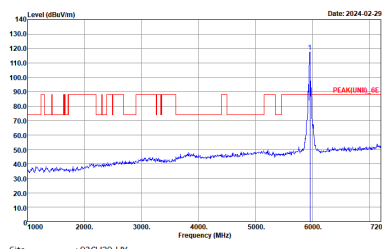
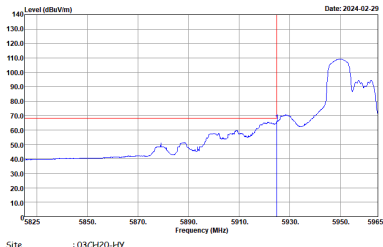
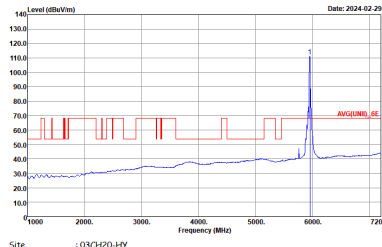
WIFI	Band 5 5925~6425MHz Band Edge @ 3m	
ANT	802.11ax HE20 Full CH01 5955MHz	
6+7	Horizontal	Fundamental
Peak	 <p>Site : 03CH20-HY Condition : PEAK_BE(UNIT)_6E 3m 91200_02360_231030 HORIZONTAL : RBW:1000.000KHz VBW:3000.000KHz SWT:Auto</p>	 <p>Site : 03CH20-HY Condition : PEAK(UNIT)_6E 3m 91200_02360_231030 HORIZONTAL : RBW:1000.000KHz VBW:3000.000KHz SWT:Auto</p>
Avg.	 <p>Site : 03CH20-HY Condition : AVG_BE(UNIT)_6E 3m 91200_02360_231030 HORIZONTAL : RBW:1000.000KHz VBW:0.270KHz SWT:Auto</p>	 <p>Site : 03CH20-HY Condition : AVG(UNIT)_6E 3m 91200_02360_231030 HORIZONTAL : RBW:1000.000KHz VBW:0.270KHz SWT:Auto</p>



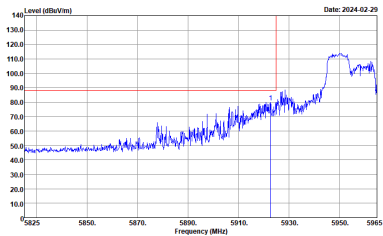
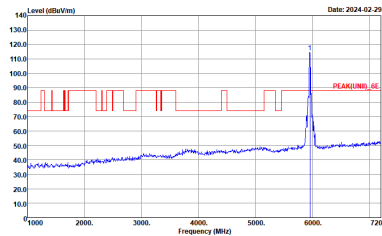
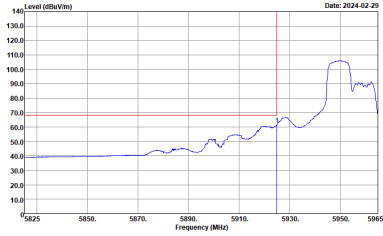
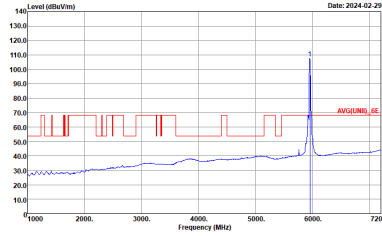
WIFI	Band 5 5925~6425MHz Band Edge @ 3m	
ANT	802.11ax HE20 Full CH01 5955MHz	
6+7	Vertical	Fundamental
Peak	 <p>Site : 03CH20-HY Condition : PEAK_BE(UNIT)_6E 3m 91200_02360_231030 VERTICAL : RBW:1000.000kHz VBW:3000.000kHz SWT:Auto</p>	 <p>Site : 03CH20-HY Condition : PEAK(UNIT)_6E 3m 91200_02360_231030 VERTICAL : RBW:1000.000kHz VBW:3000.000kHz SWT:Auto</p>
Avg.	 <p>Site : 03CH20-HY Condition : AVG_BE(UNIT)_6E 3m 91200_02360_231030 VERTICAL : RBW:1000.000kHz VBW:0.270kHz SWT:Auto</p>	 <p>Site : 03CH20-HY Condition : AVG(UNIT)_6E 3m 91200_02360_231030 VERTICAL : RBW:1000.000kHz VBW:0.270kHz SWT:Auto</p>



Band 5 5925~6425MHz
WIFI 802.11ax HE20 Partial 106 (Band Edge @ 3m)

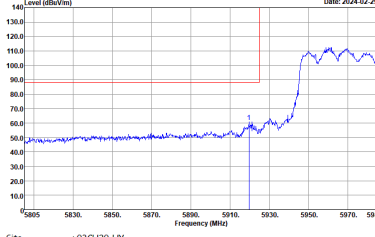
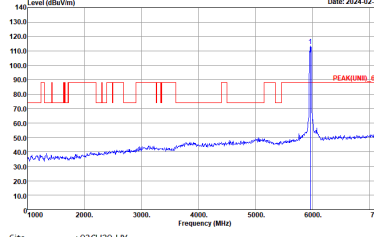
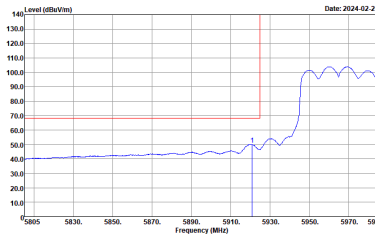
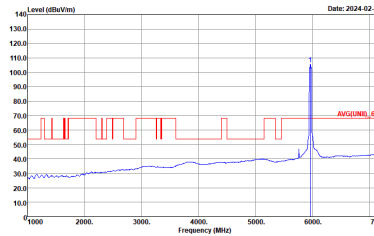
WIFI	Band 5 5925~6425MHz Band Edge @ 3m	
ANT	802.11ax HE20 Partial 106/53 CH01 5955MHz	
6+7	Horizontal	Fundamental
Peak	 <p>Site : 03CH20-HY Condition : PEAK_BE(UNIT)_6E 3m 91200_02360_231030 HORIZONTAL : RBW:1000.000KHz VBW:3000.000KHz SWT:Auto</p>	 <p>Site : 03CH20-HY Condition : PEAK(UNIT)_6E 3m 91200_02360_231030 HORIZONTAL : RBW:1000.000KHz VBW:3000.000KHz SWT:Auto</p>
Avg.	 <p>Site : 03CH20-HY Condition : AVG_BE(UNIT)_6E 3m 91200_02360_231030 HORIZONTAL : RBW:1000.000KHz VBW:0.270KHz SWT:Auto</p>	 <p>Site : 03CH20-HY Condition : AVG(UNIT)_6E 3m 91200_02360_231030 HORIZONTAL : RBW:1000.000KHz VBW:0.270KHz SWT:Auto</p>



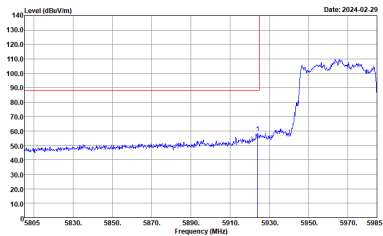
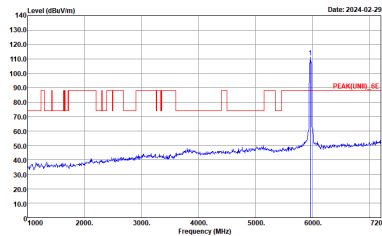
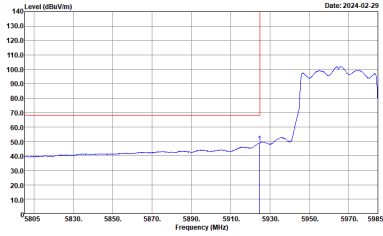
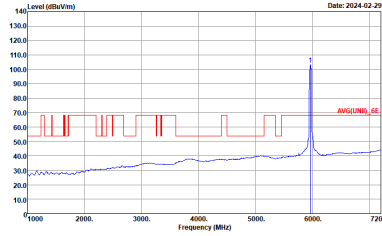
WIFI	Band 5 5925~6425MHz Band Edge @ 3m	
ANT	802.11ax HE20 Partial 106/53 CH01 5955MHz	
6+7	Vertical	Fundamental
Peak	 <p>Site : 03CH20-HY Condition : PEAK_BE(UNIT)_6E 3m 91200_02360_231030 VERTICAL : RBW:1000.000kHz VBW:3000.000kHz SWT:Auto</p>	 <p>Site : 03CH20-HY Condition : PEAK(UNIT)_6E 3m 91200_02360_231030 VERTICAL : RBW:1000.000kHz VBW:3000.000kHz SWT:Auto</p>
Avg.	 <p>Site : 03CH20-HY Condition : AVG_BE(UNIT)_6E 3m 91200_02360_231030 VERTICAL : RBW:1000.000kHz VBW:0.270kHz SWT:Auto</p>	 <p>Site : 03CH20-HY Condition : AVG(UNIT)_6E 3m 91200_02360_231030 VERTICAL : RBW:1000.000kHz VBW:0.270kHz SWT:Auto</p>



Band 5 5925~6425MHz
WIFI 802.11ax HE40 Full (Band Edge @ 3m)

WIFI	Band 5 5925~6425MHz Band Edge @ 3m	
ANT	802.11ax HE40 Full CH03 5965MHz	
6+7	Horizontal	Fundamental
Peak	 <p>Site : 03CH20-HY Condition : PEAK_BE(UNIT)_6E 3m 91200_02360_231030 HORIZONTAL : RBW:1000.000KHz VBW:3000.000KHz SWT:Auto</p>	 <p>Site : 03CH20-HY Condition : PEAK(UNIT)_6E 3m 91200_02360_231030 HORIZONTAL : RBW:1000.000KHz VBW:3000.000KHz SWT:Auto</p>
Avg.	 <p>Site : 03CH20-HY Condition : AVG_BE(UNIT)_6E 3m 91200_02360_231030 HORIZONTAL : RBW:1000.000KHz VBW:0.470KHz SWT:Auto</p>	 <p>Site : 03CH20-HY Condition : AVG(UNIT)_6E 3m 91200_02360_231030 HORIZONTAL : RBW:1000.000KHz VBW:0.470KHz SWT:Auto</p>



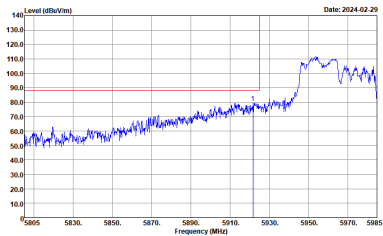
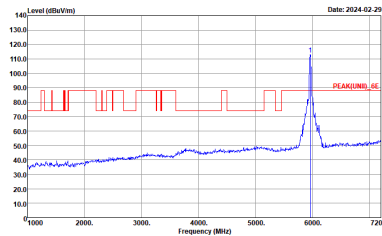
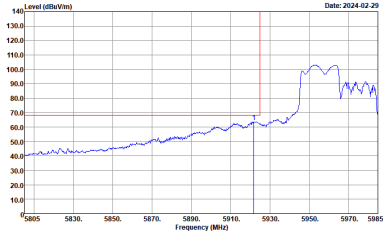
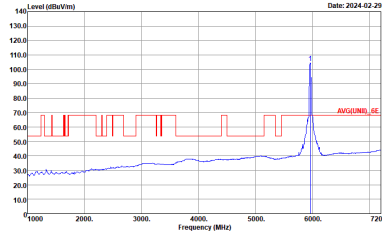
WIFI	Band 5 5925~6425MHz Band Edge @ 3m	
ANT	802.11ax HE40 Full CH03 5965MHz	
6+7	Vertical	Fundamental
Peak	 <p>Site : 03CH20-HY Condition : PEAK_BE(UNIT)_6E 3m 91200_02360_231030 VERTICAL : RBW:1000.000kHz VBW:3000.000kHz SWT:Auto</p>	 <p>Site : 03CH20-HY Condition : PEAK(UNIT)_6E 3m 91200_02360_231030 VERTICAL : RBW:1000.000kHz VBW:3000.000kHz SWT:Auto</p>
Avg.	 <p>Site : 03CH20-HY Condition : AVG_BE(UNIT)_6E 3m 91200_02360_231030 VERTICAL : RBW:1000.000kHz VBW:0.470kHz SWT:Auto</p>	 <p>Site : 03CH20-HY Condition : AVG(UNIT)_6E 3m 91200_02360_231030 VERTICAL : RBW:1000.000kHz VBW:0.470kHz SWT:Auto</p>



Band 5 5925~6425MHz
WIFI 802.11ax HE40 Partial 242 (Band Edge @ 3m)

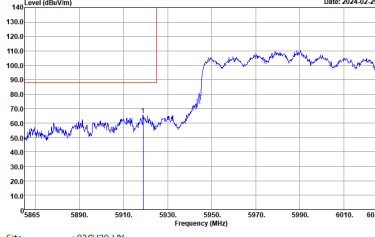
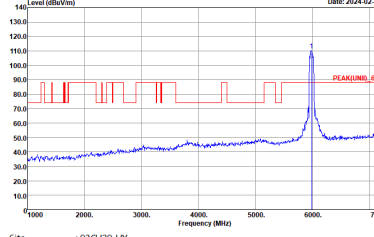
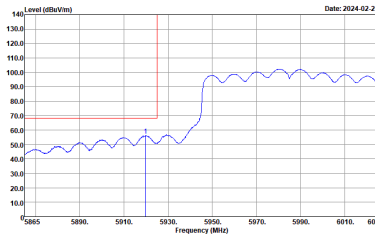
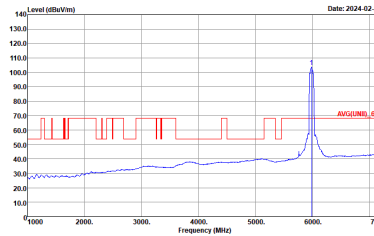
Table with 4 columns: WIFI, ANT, 6+7, and two measurement plots (Horizontal and Fundamental) for Peak and Avg. conditions. Includes site and condition details for each plot.



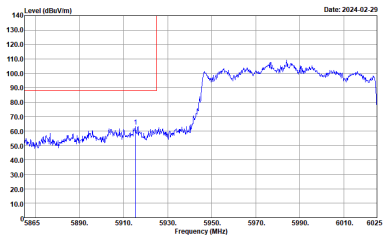
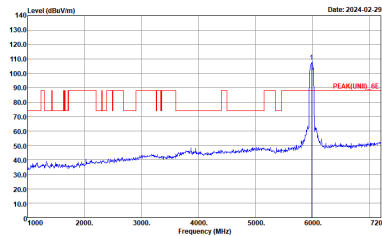
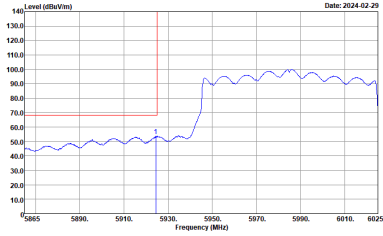
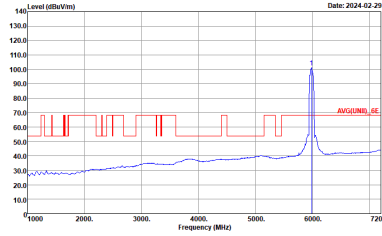
WIFI	Band 5 5925~6425MHz Band Edge @ 3m	
ANT	802.11ax HE40 Partial 242/61 CH03 5965MHz	
6+7	Vertical	Fundamental
Peak	 <p>Site : 03CH20-HY Condition : PEAK_BE(UNIT)_6E 3m 91200_02360_231030 VERTICAL : RBW:1000.000kHz VBW:3000.000kHz SWT:Auto</p>	 <p>Site : 03CH20-HY Condition : PEAK(UNIT)_6E 3m 91200_02360_231030 VERTICAL : RBW:1000.000kHz VBW:3000.000kHz SWT:Auto</p>
Avg.	 <p>Site : 03CH20-HY Condition : AVG_BE(UNIT)_6E 3m 91200_02360_231030 VERTICAL : RBW:1000.000kHz VBW:0.620kHz SWT:Auto</p>	 <p>Site : 03CH20-HY Condition : AVG(UNIT)_6E 3m 91200_02360_231030 VERTICAL : RBW:1000.000kHz VBW:0.620kHz SWT:Auto</p>



Band 5 5925~6425MHz
WIFI 802.11ax HE80 Full (Band Edge @ 3m)

WIFI	Band 5 5925~6425MHz Band Edge @ 3m	
ANT	802.11ax HE80 Full CH07 5985MHz	
6+7	Horizontal	Fundamental
Peak	 <p>Site : 03CH20-HY Condition : PEAK_BE(UNIT)_6E 3m 91200_02360_231030 HORIZONTAL : RBW:1000.000KHz VBW:3000.000KHz SWT:Auto</p>	 <p>Site : 03CH20-HY Condition : PEAK(UNIT)_6E 3m 91200_02360_231030 HORIZONTAL : RBW:1000.000KHz VBW:3000.000KHz SWT:Auto</p>
Avg.	 <p>Site : 03CH20-HY Condition : AVG_BE(UNIT)_6E 3m 91200_02360_231030 HORIZONTAL : RBW:1000.000KHz VBW:1000KHz SWT:Auto</p>	 <p>Site : 03CH20-HY Condition : AVG(UNIT)_6E 3m 91200_02360_231030 HORIZONTAL : RBW:1000.000KHz VBW:1000KHz SWT:Auto</p>



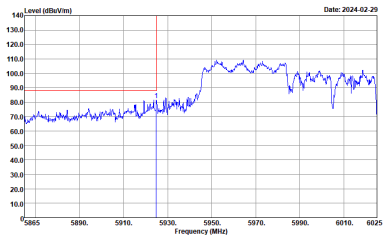
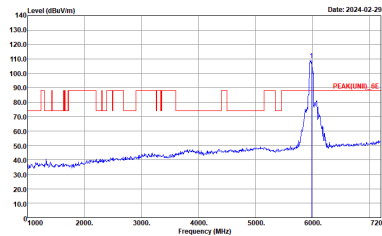
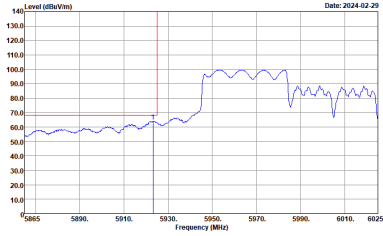
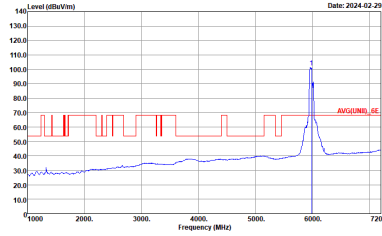
WIFI	Band 5 5925~6425MHz Band Edge @ 3m	
ANT	802.11ax HE80 Full CH07 5985MHz	
6+7	Vertical	Fundamental
Peak	 <p>Site : 03CH20-HY Condition : PEAK_BE(UNIT)_6E 3m 91200_02360_231030 VERTICAL : RBW:1000.000kHz VBW:3000.000kHz SWT:Auto</p>	 <p>Site : 03CH20-HY Condition : PEAK(UNIT)_6E 3m 91200_02360_231030 VERTICAL : RBW:1000.000kHz VBW:3000.000kHz SWT:Auto</p>
Avg.	 <p>Site : 03CH20-HY Condition : AVG_BE(UNIT)_6E 3m 91200_02360_231030 VERTICAL : RBW:1000.000kHz VBW:1000kHz SWT:Auto</p>	 <p>Site : 03CH20-HY Condition : AVG(UNIT)_6E 3m 91200_02360_231030 VERTICAL : RBW:1000.000kHz VBW:1000kHz SWT:Auto</p>



Band 5 5925~6425MHz
WIFI 802.11ax HE80 Partial 484 (Band Edge @ 3m)

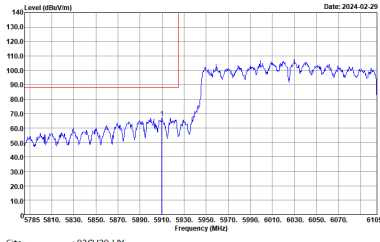
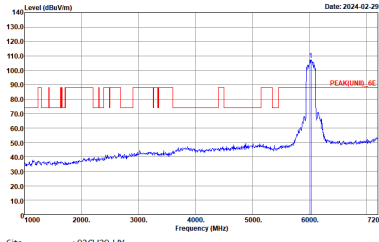
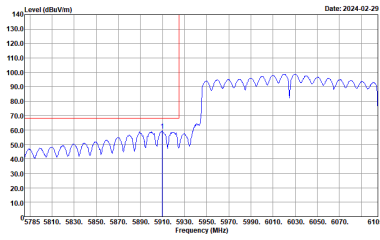
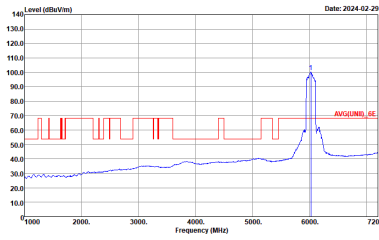
Table with 4 columns: WIFI, ANT, 6+7, and two measurement plots (Horizontal and Fundamental) for Peak and Avg. conditions. Includes site and condition details for each plot.



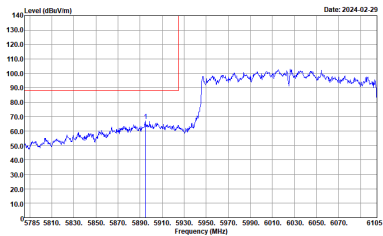
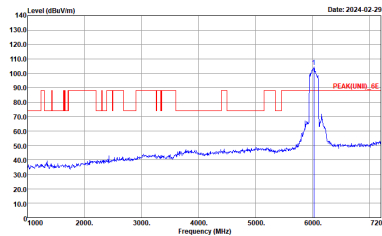
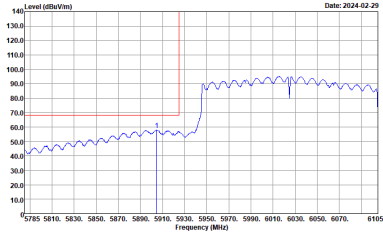
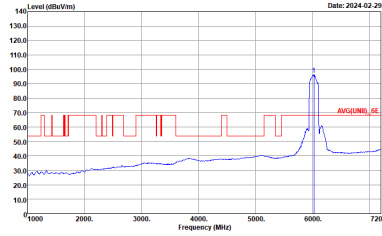
WIFI	Band 5 5925~6425MHz Band Edge @ 3m	
ANT	802.11ax HE80 Partial 484/65 CH07 5985MHz	
6+7	Vertical	Fundamental
Peak	 <p>Site : 03CH20-HY Condition : PEAK_BE(UNIT)_6E 3m 91200_02360_231030 VERTICAL : RBW:1000.000kHz VBW:3000.000kHz SWT:Auto</p>	 <p>Site : 03CH20-HY Condition : PEAK(UNIT)_6E 3m 91200_02360_231030 VERTICAL : RBW:1000.000kHz VBW:3000.000kHz SWT:Auto</p>
Avg.	 <p>Site : 03CH20-HY Condition : AVG_BE(UNIT)_6E 3m 91200_02360_231030 VERTICAL : RBW:1000.000kHz VBW:0.620kHz SWT:Auto</p>	 <p>Site : 03CH20-HY Condition : AVG(UNIT)_6E 3m 91200_02360_231030 VERTICAL : RBW:1000.000kHz VBW:0.620kHz SWT:Auto</p>



Band 5 5925~6425MHz
WIFI 802.11ax HE160 Full (Band Edge @ 3m)

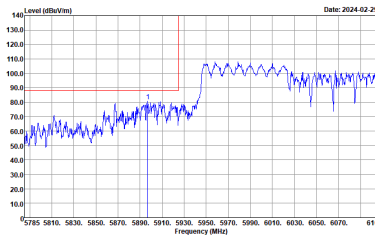
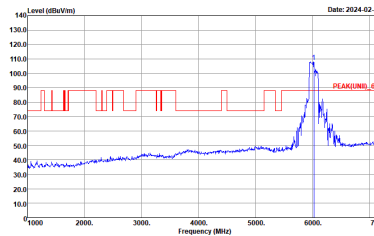
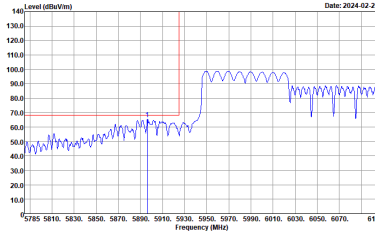
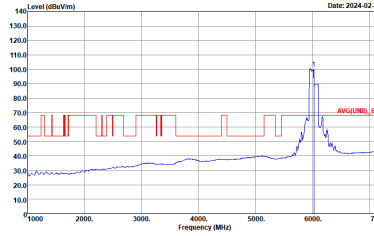
WIFI	Band 5 5925~6425MHz Band Edge @ 3m	
ANT	802.11ax HE160 Full CH15 6025MHz	
6+7	Horizontal	Fundamental
Peak	 <p>Site : 03CH20-HY Condition : PEAK_BE(UNIT)_6E 3m 91200_02360_231030 HORIZONTAL : RBW:1000.000KHz VBW:3000.000KHz SWT:Auto</p>	 <p>Site : 03CH20-HY Condition : PEAK(UNIT)_6E 3m 91200_02360_231030 HORIZONTAL : RBW:1000.000KHz VBW:3000.000KHz SWT:Auto</p>
Avg.	 <p>Site : 03CH20-HY Condition : AVG_BE(UNIT)_6E 3m 91200_02360_231030 HORIZONTAL : RBW:1000.000KHz VBW:1600KHz SWT:Auto</p>	 <p>Site : 03CH20-HY Condition : AVG(UNIT)_6E 3m 91200_02360_231030 HORIZONTAL : RBW:1000.000KHz VBW:1600KHz SWT:Auto</p>



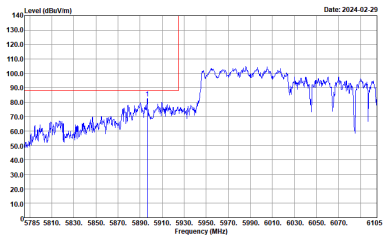
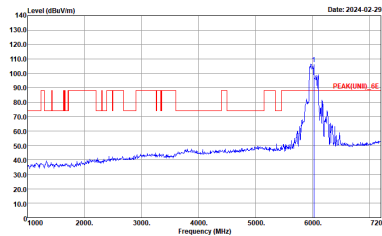
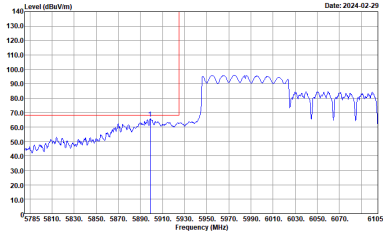
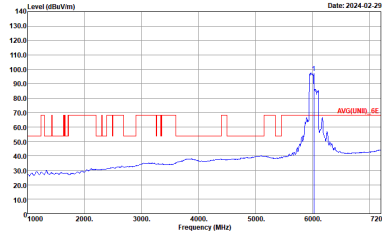
WIFI	Band 5 5925~6425MHz Band Edge @ 3m	
ANT	802.11ax HE160 Full CH15 6025MHz	
6+7	Vertical	Fundamental
Peak	 <p>Site : 03CH20-HY Condition : PEAK_BE(UNIT)_6E 3m 91200_02360_231030 VERTICAL : RBW:1000.000kHz VBW:3000.000kHz SWT:Auto</p>	 <p>Site : 03CH20-HY Condition : PEAK(UNIT)_6E 3m 91200_02360_231030 VERTICAL : RBW:1000.000kHz VBW:3000.000kHz SWT:Auto</p>
Avg.	 <p>Site : 03CH20-HY Condition : AVG_BE(UNIT)_6E 3m 91200_02360_231030 VERTICAL : RBW:1000.000kHz VBW:1.600kHz SWT:Auto</p>	 <p>Site : 03CH20-HY Condition : AVG(UNIT)_6E 3m 91200_02360_231030 VERTICAL : RBW:1000.000kHz VBW:1.600kHz SWT:Auto</p>



Band 5 5925~6425MHz
WIFI 802.11ax HE160 Partial 996 (Band Edge @ 3m)

WIFI	Band 5 5925~6425MHz Band Edge @ 3m	
ANT	802.11ax HE160 Partial 996/67 CH15 6025MHz	
6+7	Horizontal	Fundamental
Peak	 <p>Site : 03CH20-HY Condition : PEAK_BE(UNIT)_6E 3m 91200_02360_231030 HORIZONTAL : RBW:1000.000KHz VBW:3000.000KHz SWT:Auto</p>	 <p>Site : 03CH20-HY Condition : PEAK(UNIT)_6E 3m 91200_02360_231030 HORIZONTAL : RBW:1000.000KHz VBW:3000.000KHz SWT:Auto</p>
Avg.	 <p>Site : 03CH20-HY Condition : AVG_BE(UNIT)_6E 3m 91200_02360_231030 HORIZONTAL : RBW:1000.000KHz VBW:910KHz SWT:Auto</p>	 <p>Site : 03CH20-HY Condition : AVG(UNIT)_6E 3m 91200_02360_231030 HORIZONTAL : RBW:1000.000KHz VBW:910KHz SWT:Auto</p>



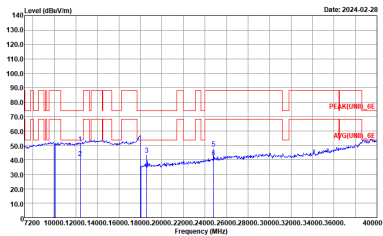
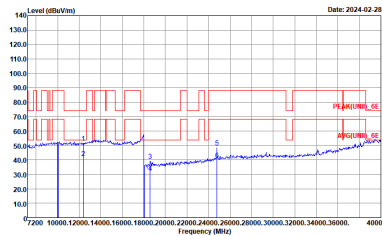
WIFI	Band 5 5925~6425MHz Band Edge @ 3m	
ANT	802.11ax HE160 Partial 996/67 CH15 6025MHz	
6+7	Vertical	Fundamental
Peak	 <p>Site : 03CH20-HY Condition : PEAK_BE(UNIT)_6E 3m 91200_02360_231030 VERTICAL : RBW:1000.000kHz VBW:3000.000kHz SWT:Auto</p>	 <p>Site : 03CH20-HY Condition : PEAK(UNIT)_6E 3m 91200_02360_231030 VERTICAL : RBW:1000.000kHz VBW:3000.000kHz SWT:Auto</p>
Avg.	 <p>Site : 03CH20-HY Condition : AVG_BE(UNIT)_6E 3m 91200_02360_231030 VERTICAL : RBW:1000.000kHz VBW:0.910kHz SWT:Auto</p>	 <p>Site : 03CH20-HY Condition : AVG(UNIT)_6E 3m 91200_02360_231030 VERTICAL : RBW:1000.000kHz VBW:0.910kHz SWT:Auto</p>



Band 5 - 5925~6425MHz
WIFI 802.11a (Harmonic @ 3m)

WIFI	Band 5 5925~6425MHz Harmonic @ 3m	
ANT	802.11a CH01 5955MHz	
6+7	Horizontal	Vertical
Peak Avg.	<p>Site : 03CH20-HY Condition : PEAK(UNIT)_6E 1m SHF_1224_230710 HORIZONTAL</p>	<p>Site : 03CH20-HY Condition : PEAK(UNIT)_6E 1m SHF_1224_230710 VERTICAL</p>



WIFI	Band 5 5925~6425MHz Harmonic @ 3m	
ANT	802.11a CH49 6195MHz	
6+7	Horizontal	Vertical
Peak Avg.	 <p>Site : 03CH20-HY Condition : :PEAK(UNIT)_5E 1m SHF_1224_230710 HORIZONTAL :</p>	 <p>Site : 03CH20-HY Condition : :PEAK(UNIT)_5E 1m SHF_1224_230710 VERTICAL :</p>



WIFI	Band 5 5925~6425MHz Harmonic @ 3m	
ANT	802.11a CH93 6415MHz	
6+7	Horizontal	Vertical
Peak Avg.	<p>Site : 03CH20-HY Condition : :PEAK(UNIT)_5E 1m SHF_1224_230710 HORIZONTAL :</p>	<p>Site : 03CH20-HY Condition : :PEAK(UNIT)_5E 1m SHF_1224_230710 VERTICAL :</p>



Band 5 5925~6425MHz
WIFI 802.11ax HE20 Full (Harmonic @ 3m)

WIFI	Band 5 5925~6425MHz Harmonic @ 3m	
ANT	802.11ax HE20 Full CH01 5955MHz	
6+7	Horizontal	Vertical
Peak Avg.	<p>Site : 03CH20-HY Condition : PEAK(UNIT)_6E 1m SHF_1224_230710 HORIZONTAL</p>	<p>Site : 03CH20-HY Condition : PEAK(UNIT)_6E 1m SHF_1224_230710 VERTICAL</p>



WIFI	Band 5 5925~6425MHz Harmonic @ 3m	
ANT	802.11ax HE20 Full CH49 6195MHz	
6+7	Horizontal	Vertical
Peak Avg.	<p>Horizontal spectrum plot showing Level (dBm/1m) vs Frequency (MHz). The plot displays a red trace for Peak and a blue trace for Average. The frequency range is from 7200 to 40000 MHz. The level range is from 10.0 to 140.0 dBm/1m. The plot shows a series of peaks across the frequency range, with the highest peak around 12000 MHz. The date is 2024-03-04. The site is 03CH20-HY and the condition is PEAK(UNIT)_5E 1m SHF_1224_230710 HORIZONTAL.</p>	<p>Vertical spectrum plot showing Level (dBm/1m) vs Frequency (MHz). The plot displays a red trace for Peak and a blue trace for Average. The frequency range is from 7200 to 40000 MHz. The level range is from 10.0 to 140.0 dBm/1m. The plot shows a series of peaks across the frequency range, with the highest peak around 12000 MHz. The date is 2024-03-05. The site is 03CH20-HY and the condition is PEAK(UNIT)_5E 1m SHF_1224_230710 VERTICAL.</p>



WIFI	Band 5 5925~6425MHz Harmonic @ 3m	
ANT	802.11ax HE20 Full CH93 6415MHz	
6+7	Horizontal	Vertical
Peak Avg.	<p>Horizontal spectrum plot showing Peak and Avg levels vs Frequency (MHz). Date: 2024-03-04. Site: 03CH20-HY. Condition: PEAK(UNIT)_5E 1m SHF_1224_230710 HORIZONTAL.</p>	<p>Vertical spectrum plot showing Peak and Avg levels vs Frequency (MHz). Date: 2024-03-05. Site: 03CH20-HY. Condition: PEAK(UNIT)_5E 1m SHF_1224_230710 VERTICAL.</p>



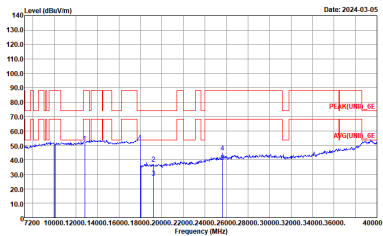
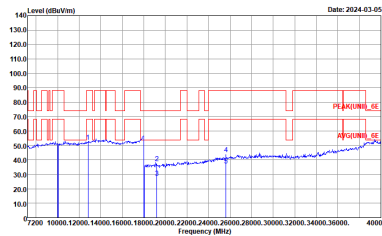
**Band 5 5925~6425MHz
WIFI 802.11ax HE40 Full (Harmonic @ 3m)**

WIFI	Band 5 5925~6425MHz Harmonic @ 3m	
ANT	802.11ax HE40 Full CH03 5965MHz	
6+7	Horizontal	Vertical
Peak Avg.	<p>Site : 03CH20-HY Condition : PEAK(UNIT)_6E 1m SHF_1224_230710 HORIZONTAL</p>	<p>Site : 03CH20-HY Condition : PEAK(UNIT)_6E 1m SHF_1224_230710 VERTICAL</p>



WIFI	Band 5 5925~6425MHz Harmonic @ 3m	
ANT	802.11ax HE40 Full CH51 6205MHz	
6+7	Horizontal	Vertical
Peak Avg.	<p>Site : 03CH20-HY Condition : :PEAK(UNIT)_5E 1m SHF_1224_230710 HORIZONTAL :</p>	<p>Site : 03CH20-HY Condition : :PEAK(UNIT)_5E 1m SHF_1224_230710 VERTICAL :</p>



WIFI	Band 5 5925~6425MHz Harmonic @ 3m	
ANT	802.11ax HE40 Full CH91 6405MHz	
6+7	Horizontal	Vertical
Peak Avg.	<div style="display: flex; justify-content: space-around;"> <div style="width: 45%;">  <p>Site : 03CH20-HY Condition : PEAK(UNIT)_6E 1m SHF_1224_230710 HORIZONTAL</p> </div> <div style="width: 45%;">  <p>Site : 03CH20-HY Condition : PEAK(UNIT)_6E 1m SHF_1224_230710 VERTICAL</p> </div> </div>	



Band 5 5925~6425MHz
WIFI 802.11ax HE80 Full (Harmonic @ 3m)

WIFI	Band 5 5925~6425MHz Harmonic @ 3m	
ANT	802.11ax HE80 Full CH07 5985MHz	
6+7	Horizontal	Vertical
Peak Avg.	<p>Site : 03CH20-HY Condition : PEAK(UNIT)_6E 1m SHF_1224_230710 HORIZONTAL</p>	<p>Site : 03CH20-HY Condition : PEAK(UNIT)_6E 1m SHF_1224_230710 VERTICAL</p>



WIFI	Band 5 5925~6425MHz Harmonic @ 3m	
ANT	802.11ax HE80 Full CH55 6225MHz	
6+7	Horizontal	Vertical
Peak Avg.	<p>Site : 03CH20-HY Condition : :PEAK(UNIT)_5E 1m SHF_1224_230710 HORIZONTAL :</p>	<p>Site : 03CH20-HY Condition : :PEAK(UNIT)_5E 1m SHF_1224_230710 VERTICAL :</p>



WIFI	Band 5 5925~6425MHz Harmonic @ 3m	
ANT	802.11ax HE80 Full CH87 6385MHz	
6+7	Horizontal	Vertical
Peak Avg.	<p>Site : 03CH20-HY Condition : PEAK(UNIT)_6E 1m SHF_1224_230710 HORIZONTAL</p>	<p>Site : 03CH20-HY Condition : PEAK(UNIT)_6E 1m SHF_1224_230710 VERTICAL</p>



Band 5 5925~6425MHz
WIFI 802.11ax HE160 Full (Harmonic @ 3m)

WIFI	Band 5 5925~6425MHz Harmonic @ 3m	
ANT	802.11ax HE160 Full CH15 6025MHz	
6+7	Horizontal	Vertical
Peak Avg.	<p>Site : 03CH20-HY Condition : PEAK(UNIT)_6E 1m SHF_1224_230710 HORIZONTAL</p>	<p>Site : 03CH20-HY Condition : PEAK(UNIT)_6E 1m SHF_1224_230710 VERTICAL</p>



WIFI	Band 5 5925~6425MHz Harmonic @ 3m	
ANT	802.11ax HE160 Full CH47 6185MHz	
6+7	Horizontal	Vertical
Peak Avg.	<p>Site : 03CH20-HY Condition : PEAK[UNIT]_6E 1m SHF_1224_230710 HORIZONTAL</p> <p>Site : 03CH20-HY Condition : PEAK[UNIT]_6E 1m SHF_1224_230710 VERTICAL</p>	



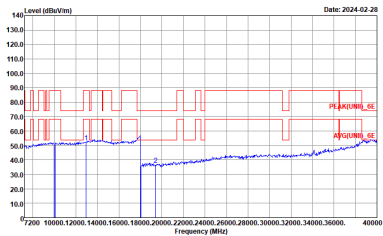
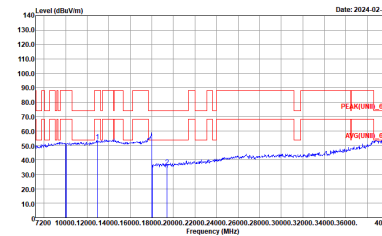
WIFI	Band 5 5925~6425MHz Harmonic @ 3m	
ANT	802.11ax HE160 Full CH79 6345MHz	
6+7	Horizontal	Vertical
Peak Avg.	<p>Site : 03CH20-HY Condition : :PEAK(UNIT)_5E 1m SHF_1224_230710 HORIZONTAL :</p>	<p>Site : 03CH20-HY Condition : :PEAK(UNIT)_5E 1m SHF_1224_230710 VERTICAL :</p>



Band 6 - 6425~6525MHz
WIFI 802.11a (Harmonic @ 3m)

Table with 3 columns: WIFI, ANT, and 6+7. The 6+7 column contains two graphs: Horizontal and Vertical. Each graph shows Level (dBuV/m) vs Frequency (MHz) with Peak and Avg. markers. Includes site and condition details for each graph.



WIFI	Band 6 6425~6525MHz Harmonic @ 3m	
ANT	802.11a CH105 6475MHz	
6+7	Horizontal	Vertical
Peak Avg.	<div style="display: flex; justify-content: space-around;"> <div style="width: 45%;">  <p>Site : 03CH20-HY Condition : PEAK(UNIT)_6E 1m SHF_1224_230710 HORIZONTAL</p> </div> <div style="width: 45%;">  <p>Site : 03CH20-HY Condition : PEAK(UNIT)_6E 1m SHF_1224_230710 VERTICAL</p> </div> </div>	



WIFI	Band 6 6425~6525MHz Harmonic @ 3m	
ANT	802.11a CH113 6615MHz	
6+7	Horizontal	Vertical
Peak Avg.	<p>Site : 03CH20-HY Condition : :PEAK(UNIT)_6E 1m SHF_1224_230710 HORIZONTAL</p> <p>Site : 03CH20-HY Condition : :PEAK(UNIT)_6E 1m SHF_1224_230710 VERTICAL</p>	



**Band 6 6425~6525MHz
WIFI 802.11ax HE20 Full (Harmonic @ 3m)**

WIFI	Band 6 6425~6525MHz Harmonic @ 3m	
ANT	802.11ax HE20 Full CH97 6435MHz	
6+7	Horizontal	Vertical
Peak Avg.	<p>Site : 03CH20-HY Condition : PEAK(UNIT)_6E 1m SHF_1224_230710 HORIZONTAL</p>	<p>Site : 03CH20-HY Condition : PEAK(UNIT)_6E 1m SHF_1224_230710 VERTICAL</p>



WIFI	Band 6 6425~6525MHz Harmonic @ 3m	
ANT	802.11ax HE20 Full CH105 6475MHz	
6+7	Horizontal	Vertical
Peak Avg.	<p>Site : 03CH20-HY Condition : :PEAK(UNIT)_5E 1m SHF_1224_230710 HORIZONTAL :</p>	<p>Site : 03CH20-HY Condition : :PEAK(UNIT)_5E 1m SHF_1224_230710 VERTICAL :</p>



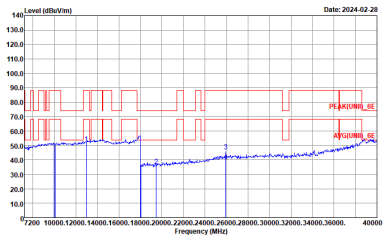
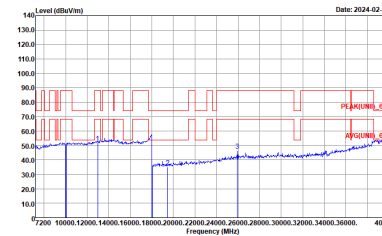
WIFI	Band 6 6425~6525MHz Harmonic @ 3m	
ANT	802.11ax HE20 Full CH113 6515MHz	
6+7	Horizontal	Vertical
Peak Avg.	<p>Site : 03CH20-HY Condition : :PEAK(UNIT)_6E 1m SHF_1224_230710 HORIZONTAL :</p>	<p>Site : 03CH20-HY Condition : :PEAK(UNIT)_6E 1m SHF_1224_230710 VERTICAL :</p>



**Band 6 6425~6525MHz
WIFI 802.11ax HE40 Full (Harmonic @ 3m)**

WIFI	Band 6 6425~6525MHz Harmonic @ 3m	
ANT	802.11ax HE40 Full CH99 6445MHz	
6+7	Horizontal	Vertical
Peak Avg.	<p>Site : 03CH20-HY Condition : PEAK(UNIT)_6E 1m SHF_1224_230710 HORIZONTAL</p>	<p>Site : 03CH20-HY Condition : PEAK(UNIT)_6E 1m SHF_1224_230710 VERTICAL</p>



WIFI	Band 6 6425~6525MHz Harmonic @ 3m	
ANT	802.11ax HE40 Full CH107 6485MHz	
6+7	Horizontal	Vertical
Peak Avg.	<div style="display: flex; justify-content: space-around;"> <div style="width: 45%;">  <p>Date: 2024-02-28</p> <p>Site : 03CH20-HY Condition : :PEAK(UNIT)_6E 1m SHF_1224_230710 HORIZONTAL :</p> </div> <div style="width: 45%;">  <p>Date: 2024-02-29</p> <p>Site : 03CH20-HY Condition : :PEAK(UNIT)_6E 1m SHF_1224_230710 VERTICAL :</p> </div> </div>	



WIFI	Band 6 6425~6525MHz Harmonic @ 3m	
ANT	802.11ax HE40 Full CH115 6525MHz	
6+7	Horizontal	Vertical
Peak Avg.	<p>Site : 03CH20-HY Condition : PEAK(UNIT)_6E 1m SHF_1224_230710 HORIZONTAL</p>	<p>Site : 03CH20-HY Condition : PEAK(UNIT)_6E 1m SHF_1224_230710 VERTICAL</p>