


## Appendix C. Setup Photographs


<Radiated Emission>


X Plane for PCS Band and AWS Band

LF




HF




**SHF**

Z Plane for Cellular Band

LF



HF



————THE END————