

## #01\_HAC\_T-Coil\_GSM850\_Voice\_Ch189\_Axial (Z)

Communication System: GSM850; Frequency: 836.4 MHz

Medium: Air Medium parameters used:  $\sigma = 0$  S/m,  $\epsilon_r = 1$ ;  $\rho = 0$  kg/m<sup>3</sup>

Ambient Temperature : 23.6 °C

### DASY5 Configuration

- Probe: AM1DV3 - 3130; ; Calibrated: 2021/8/26
- Sensor-Surface: 0mm (Fix Surface)
- Electronics: DAE4 Sn1311; Calibrated: 2021/8/20
- Phantom: HAC Test Arch with AMCC; Type: SD HAC P01 BA;
- Measurement SW: DASY52, Version 52.10 (4); SEMCAD X Version 14.6.14 (7483)

### General Scans/z (axial) 4.2mm 50 x 50/ABM Interpolated SNR(x,y,z) (121x121x1):

Interpolated grid: dx=1.000 mm, dy=1.000 mm

ABM1/ABM2 = 28.67 dB

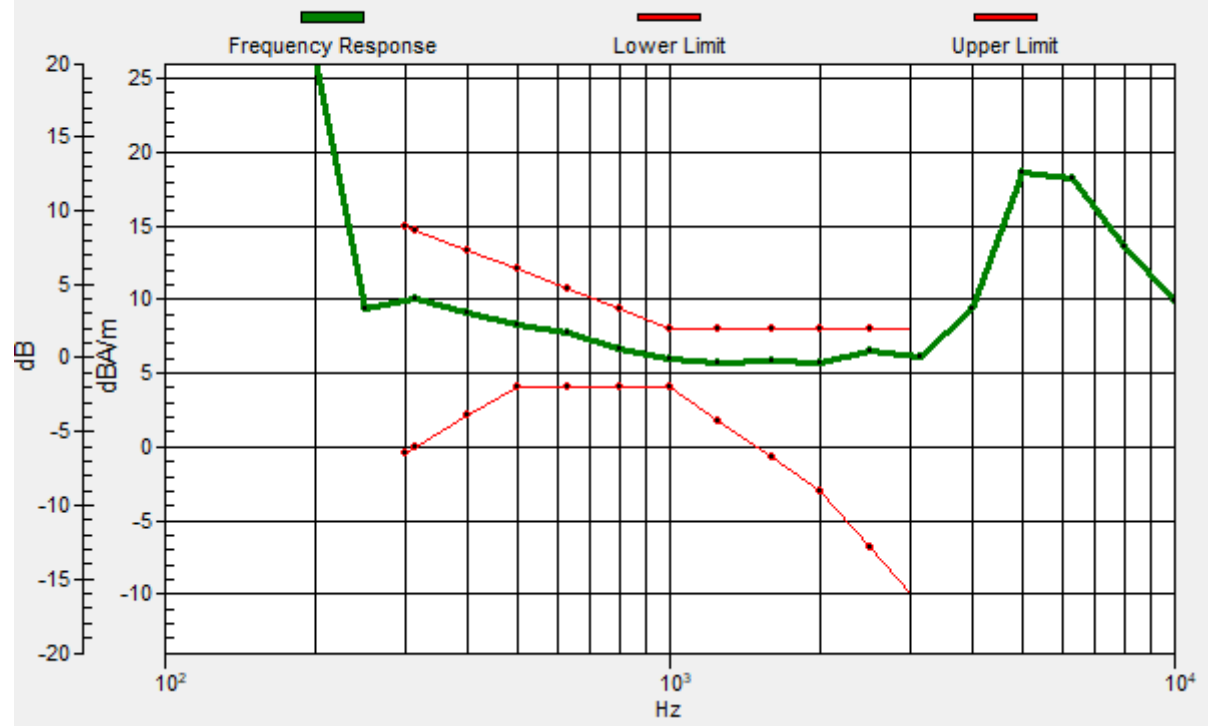
ABM1 comp = 6.95 dBA/m

Location: -2.3, 8.6, 3.7 mm



# General Scans/AMR NB FR/ABM Freq Resp(x,y,z,f)

Loc: -2.2, 8.6, 3.7 mm Diff: 1.57dB



## #01\_HAC\_T-Coil\_GSM850\_Voice\_Ch189\_Transversal (Y)

Communication System: GSM850; Frequency: 836.4 MHz

Medium: Air Medium parameters used:  $\sigma = 0$  S/m,  $\epsilon_r = 1$ ;  $\rho = 0$  kg/m<sup>3</sup>

Ambient Temperature : 23.6 °C

### DASY5 Configuration

- Probe: AM1DV3 - 3130; ; Calibrated: 2021/8/26
- Sensor-Surface: 0mm (Fix Surface)
- Electronics: DAE4 Sn1311; Calibrated: 2021/8/20
- Phantom: HAC Test Arch with AMCC; Type: SD HAC P01 BA;
- Measurement SW: DASY52, Version 52.10 (4); SEMCAD X Version 14.6.14 (7483)

### General Scans/y (transversal) 4.2mm 50 x 50/ABM Interpolated SNR(x,y,z) (121x121x1):

Interpolated grid: dx=1.000 mm, dy=1.000 mm

ABM1/ABM2 = 39.46 dB

ABM1 comp = -4.56 dBA/m

Location: -3, -9.6, 3.7 mm



0 dB = 93.94 = 39.46 dB

## #02\_HAC\_T-Coil\_GSM1900\_Voice\_Ch661\_Axial (Z)

Communication System: PCS; Frequency: 1880 MHz

Medium: Air Medium parameters used:  $\sigma = 0$  S/m,  $\epsilon_r = 1$ ;  $\rho = 0$  kg/m<sup>3</sup>

Ambient Temperature : 23.6 °C

### DASY5 Configuration

- Probe: AM1DV3 - 3130; ; Calibrated: 2021/8/26
- Sensor-Surface: 0mm (Fix Surface)
- Electronics: DAE4 Sn1311; Calibrated: 2021/8/20
- Phantom: HAC Test Arch with AMCC; Type: SD HAC P01 BA;
- Measurement SW: DASY52, Version 52.10 (4); SEMCAD X Version 14.6.14 (7483)

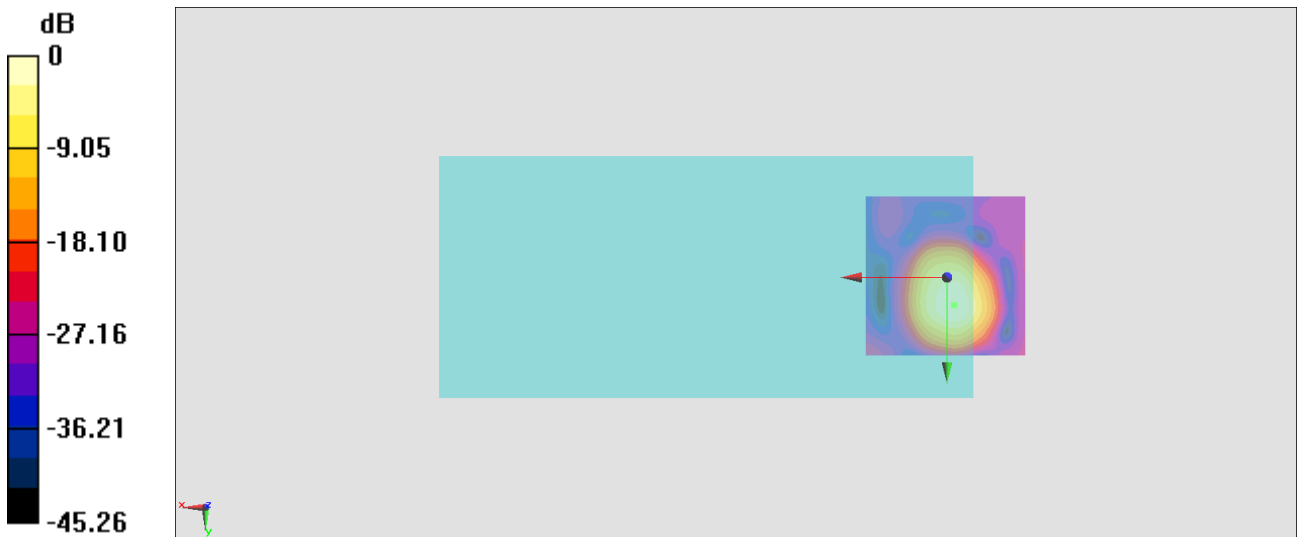
### General Scans/z (axial) 4.2mm 50 x 50/ABM Interpolated SNR(x,y,z) (121x121x1):

Interpolated grid: dx=1.000 mm, dy=1.000 mm

ABM1/ABM2 = 30.87 dB

ABM1 comp = 7.24 dBA/m

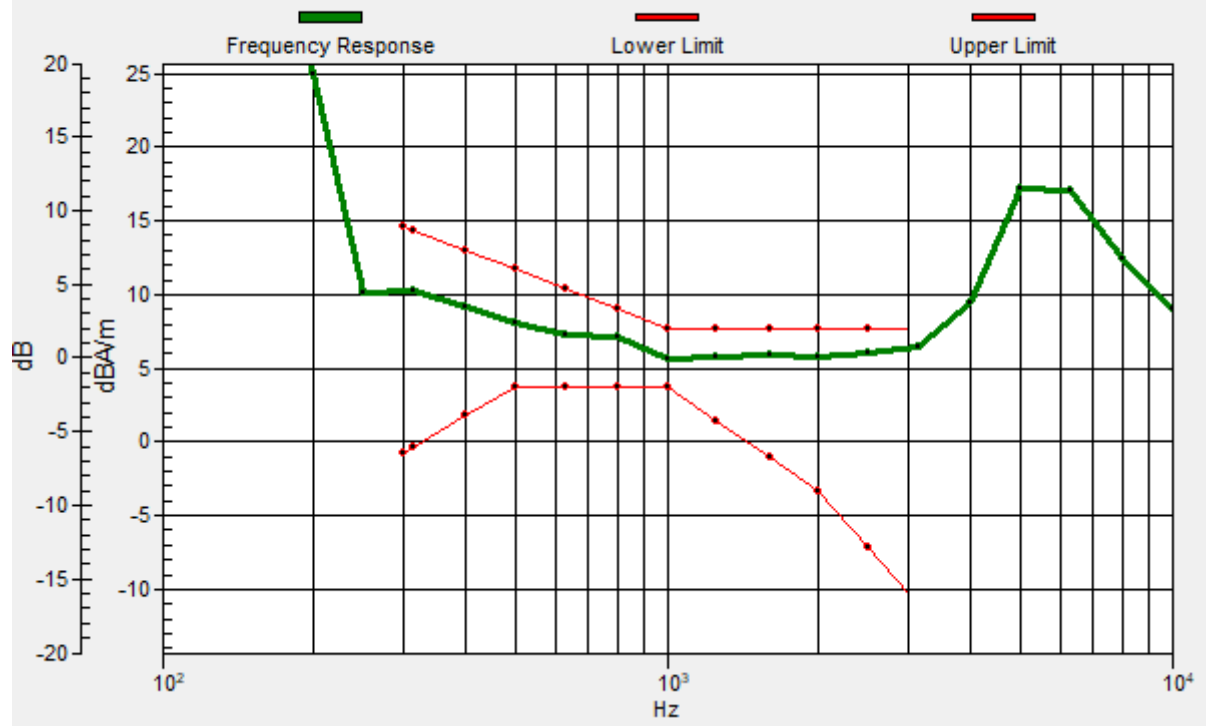
Location: -2.3, 8.6, 3.7 mm



0 dB = 34.96 = 30.87 dB

# General Scans/AMR NB FR/ABM Freq Resp(x,y,z,f)

Loc: -2.3, 8.7, 3.7 mm Diff: 1.39dB



## #02\_HAC\_T-Coil\_GSM1900\_Voice\_Ch661\_Transversal (Y)

Communication System: PCS; Frequency: 1880 MHz

Medium: Air Medium parameters used:  $\sigma = 0$  S/m,  $\epsilon_r = 1$ ;  $\rho = 0$  kg/m<sup>3</sup>

Ambient Temperature : 23.6 °C

### DASY5 Configuration

- Probe: AM1DV3 - 3130; ; Calibrated: 2021/8/26
- Sensor-Surface: 0mm (Fix Surface)
- Electronics: DAE4 Sn1311; Calibrated: 2021/8/20
- Phantom: HAC Test Arch with AMCC; Type: SD HAC P01 BA;
- Measurement SW: DASY52, Version 52.10 (4); SEMCAD X Version 14.6.14 (7483)


### General Scans/y (transversal) 4.2mm 50 x 50/ABM Interpolated SNR(x,y,z) (121x121x1):

Interpolated grid: dx=1.000 mm, dy=1.000 mm

ABM1/ABM2 = 39.36 dB

ABM1 comp = -4.53 dBA/m

Location: -3, -9.6, 3.7 mm



0 dB = 92.90 = 39.36 dB

### #03\_HAC\_T-Coil\_WCDMA II\_Voice\_Ch9400\_Axial (Z)

Communication System: WCDMA; Frequency: 1880 MHz

Medium: Air Medium parameters used:  $\sigma = 0$  S/m,  $\epsilon_r = 1$ ;  $\rho = 0$  kg/m<sup>3</sup>

Ambient Temperature : 23.6 °C

#### DASY5 Configuration

- Probe: AM1DV3 - 3130; ; Calibrated: 2021/8/26
- Sensor-Surface: 0mm (Fix Surface)
- Electronics: DAE4 Sn1311; Calibrated: 2021/8/20
- Phantom: HAC Test Arch with AMCC; Type: SD HAC P01 BA;
- Measurement SW: DASY52, Version 52.10 (4); SEMCAD X Version 14.6.14 (7483)


#### General Scans/z (axial) 4.2mm 50 x 50/ABM Interpolated SNR(x,y,z) (121x121x1):

Interpolated grid: dx=1.000 mm, dy=1.000 mm

ABM1/ABM2 = 51.50 dB

ABM1 comp = 7.22 dBA/m

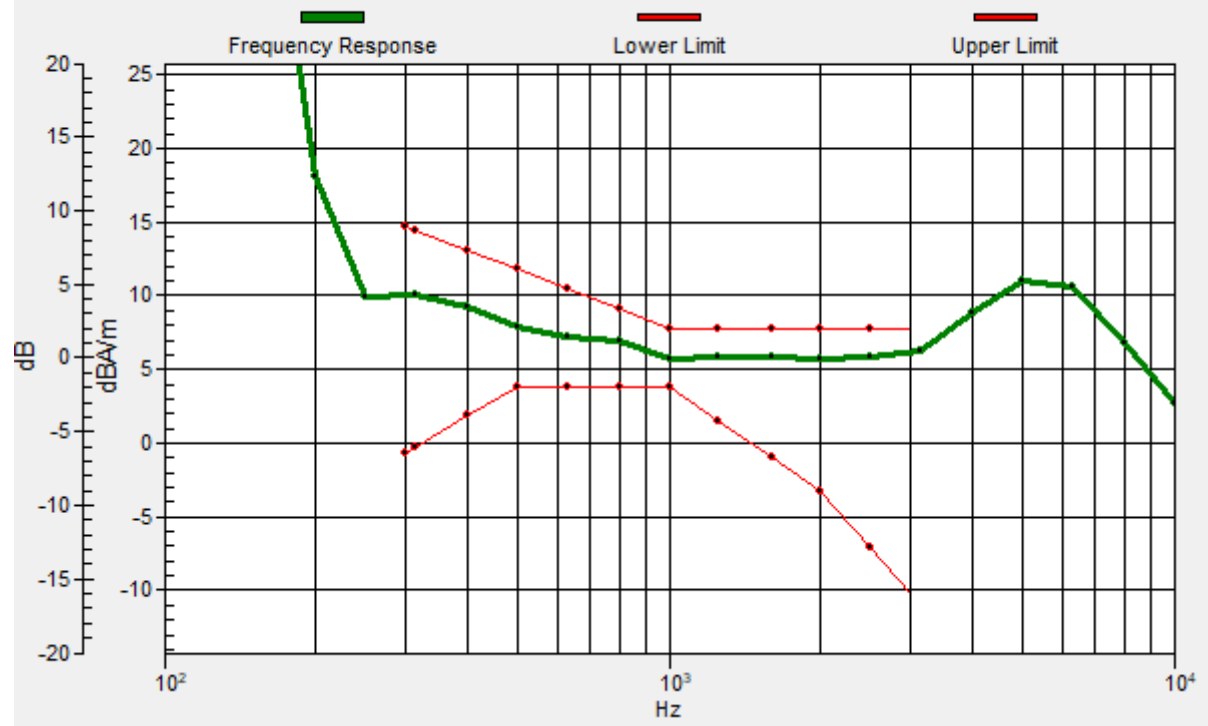
Location: -2.3, 9.3, 3.7 mm



0 dB = 375.9 = 51.50 dB

# General Scans/AMR WB 6.6kbps/ABM Freq Resp(x,y,z,f)

Loc: -2.4, 9, 3.7 mm Diff: 1.59dB





### #03\_HAC\_T-Coil\_WCDMA II\_Voice\_Ch9400\_Transversal (Y)

Communication System: WCDMA; Frequency: 1880 MHz

Medium: Air Medium parameters used:  $\sigma = 0$  S/m,  $\epsilon_r = 1$ ;  $\rho = 0$  kg/m<sup>3</sup>

Ambient Temperature : 23.6 °C

#### DASY5 Configuration

- Probe: AM1DV3 - 3130; ; Calibrated: 2021/8/26
- Sensor-Surface: 0mm (Fix Surface)
- Electronics: DAE4 Sn1311; Calibrated: 2021/8/20
- Phantom: HAC Test Arch with AMCC; Type: SD HAC P01 BA;
- Measurement SW: DASY52, Version 52.10 (4); SEMCAD X Version 14.6.14 (7483)

#### General Scans/y (transversal) 4.2mm 50 x 50/ABM Interpolated SNR(x,y,z) (121x121x1):

Interpolated grid: dx=1.000 mm, dy=1.000 mm

ABM1/ABM2 = 46.65 dB

ABM1 comp = -2.07 dBA/m

Location: -2.3, -4, 3.7 mm



0 dB = 215.0 = 46.65 dB

## #04\_HAC\_T-Coil\_WCDMA IV\_Voice\_Ch1413\_Axial (Z)

Communication System:WCDMA; Frequency: 1732.6 MHz

Medium: Air Medium parameters used:  $\sigma = 0$  S/m,  $\epsilon_r = 1$ ;  $\rho = 0$  kg/m<sup>3</sup>

Ambient Temperature : 23.6 °C

### DASY5 Configuration

- Probe: AM1DV3 - 3130; ; Calibrated: 2021/8/26
- Sensor-Surface: 0mm (Fix Surface)
- Electronics: DAE4 Sn1311; Calibrated: 2021/8/20
- Phantom: HAC Test Arch with AMCC; Type: SD HAC P01 BA;
- Measurement SW: DASY52, Version 52.10 (4); SEMCAD X Version 14.6.14 (7483)

### General Scans/z (axial) 4.2mm 50 x 50/ABM Interpolated SNR(x,y,z) (121x121x1):

Interpolated grid: dx=1.000 mm, dy=1.000 mm

ABM1/ABM2 = 52.22 dB

ABM1 comp = 6.52 dBA/m

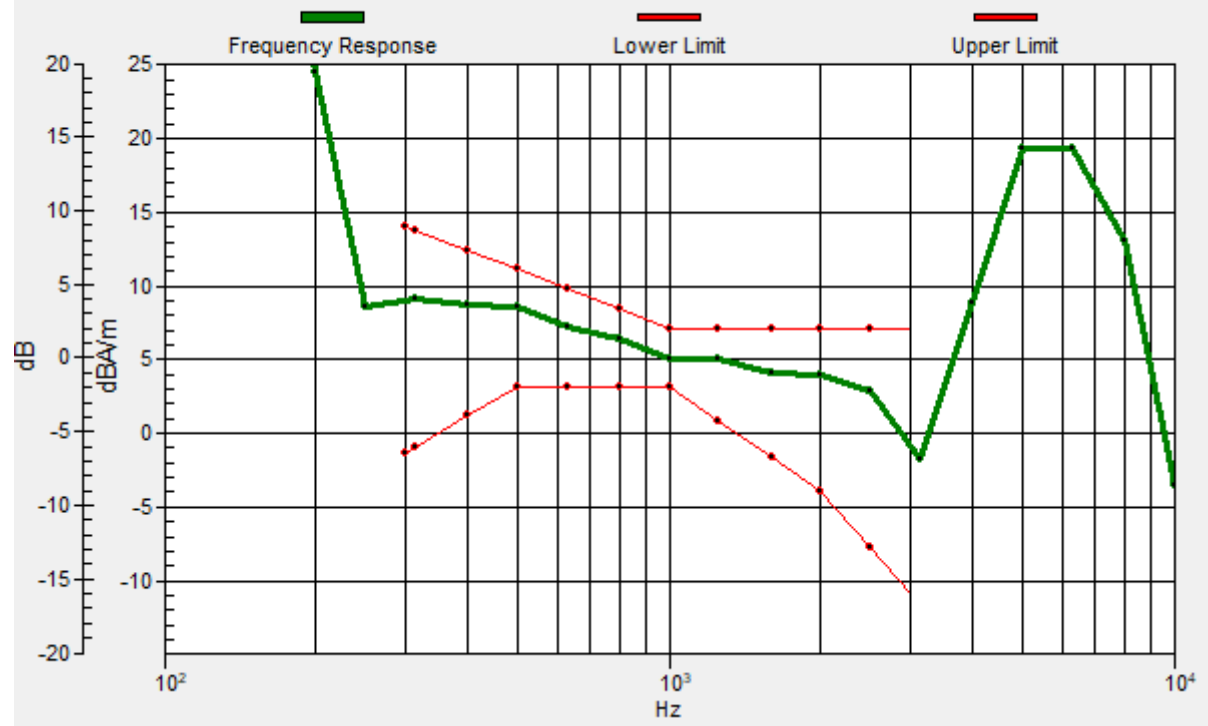
Location: -2.3, 8.6, 3.7 mm



0 dB = 408.2 = 52.22 dB

# General Scans/AMR WB 6.6kbps/ABM Freq Resp(x,y,z,f)

Loc: -2.1, 8.9, 3.7 mm Diff: 1.95dB



## #04\_HAC\_T-Coil\_WCDMA IV\_Voice\_Ch1413\_Transversal (Y)

Communication System: WCDMA; Frequency: 1732.6 MHz

Medium: Air Medium parameters used:  $\sigma = 0$  S/m,  $\epsilon_r = 1$ ;  $\rho = 0$  kg/m<sup>3</sup>

Ambient Temperature : 23.6 °C

### DASY5 Configuration

- Probe: AM1DV3 - 3130; ; Calibrated: 2021/8/26
- Sensor-Surface: 0mm (Fix Surface)
- Electronics: DAE4 Sn1311; Calibrated: 2021/8/20
- Phantom: HAC Test Arch with AMCC; Type: SD HAC P01 BA;
- Measurement SW: DASY52, Version 52.10 (4); SEMCAD X Version 14.6.14 (7483)

### General Scans/y (transversal) 4.2mm 50 x 50/ABM Interpolated SNR(x,y,z) (121x121x1):

Interpolated grid: dx=1.000 mm, dy=1.000 mm

ABM1/ABM2 = 45.61 dB

ABM1 comp = -1.57 dBA/m

Location: -2.3, 17, 3.7 mm



## #05\_HAC\_T-Coil\_WCDMA V\_Voice\_Ch4182\_Axial (Z)

Communication System: WCDMA; Frequency: 836.4 MHz

Medium: Air Medium parameters used:  $\sigma = 0$  S/m,  $\epsilon_r = 1$ ;  $\rho = 0$  kg/m<sup>3</sup>

Ambient Temperature : 23.6 °C

### DASY5 Configuration

- Probe: AM1DV3 - 3130; ; Calibrated: 2021/8/26
- Sensor-Surface: 0mm (Fix Surface)
- Electronics: DAE4 Sn1311; Calibrated: 2021/8/20
- Phantom: HAC Test Arch with AMCC; Type: SD HAC P01 BA;
- Measurement SW: DASY52, Version 52.10 (4); SEMCAD X Version 14.6.14 (7483)


### General Scans/z (axial) 4.2mm 50 x 50/ABM Interpolated SNR(x,y,z) (121x121x1):

Interpolated grid: dx=1.000 mm, dy=1.000 mm

ABM1/ABM2 = 58.84 dB

ABM1 comp = 6.72 dBA/m

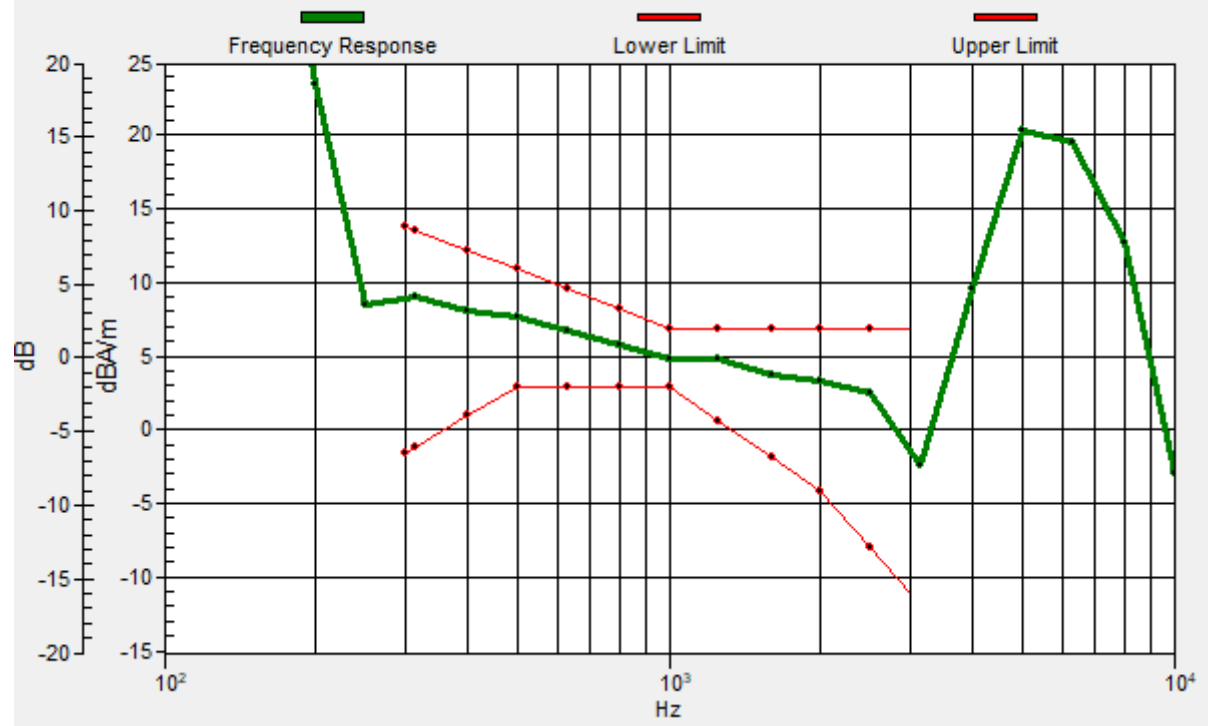
Location: -2.3, 9.3, 3.7 mm



0 dB = 874.8 = 58.84 dB

# General Scans/AMR WB 6.6kbps/ABM Freq Resp(x,y,z,f)

Loc: -2.5, 9.5, 3.7 mm Diff: 2dB



## #05\_HAC\_T-Coil\_WCDMA V\_Voice\_Ch4182\_Transversal (Y)

Communication System: WCDMA; Frequency: 836.4 MHz

Medium: Air Medium parameters used:  $\sigma = 0$  S/m,  $\epsilon_r = 1$ ;  $\rho = 0$  kg/m<sup>3</sup>

Ambient Temperature : 23.6 °C

### DASY5 Configuration

- Probe: AM1DV3 - 3130; ; Calibrated: 2021/8/26
- Sensor-Surface: 0mm (Fix Surface)
- Electronics: DAE4 Sn1311; Calibrated: 2021/8/20
- Phantom: HAC Test Arch with AMCC; Type: SD HAC P01 BA;
- Measurement SW: DASY52, Version 52.10 (4); SEMCAD X Version 14.6.14 (7483)

### General Scans/y (transversal) 4.2mm 50 x 50/ABM Interpolated SNR(x,y,z) (121x121x1):

Interpolated grid: dx=1.000 mm, dy=1.000 mm

ABM1/ABM2 = 45.62 dB

ABM1 comp = -3.08 dBA/m

Location: -0.9, -2.6, 3.7 mm



0 dB = 191.0 = 45.62 dB

## #06\_HAC\_T-Coil\_LTE Band 7\_20M\_QPSK\_1\_0\_Ch21100\_Axial (Z)

Communication System: LTE; Frequency: 2535 MHz

Medium: Air Medium parameters used:  $\sigma = 0$  S/m,  $\epsilon_r = 1$ ;  $\rho = 0$  kg/m<sup>3</sup>

Ambient Temperature : 23.6 °C

### DASY5 Configuration

- Probe: AM1DV3 - 3130; ; Calibrated: 2021/8/26
- Sensor-Surface: 0mm (Fix Surface)
- Electronics: DAE4 Sn1311; Calibrated: 2021/8/20
- Phantom: HAC Test Arch with AMCC; Type: SD HAC P01 BA;
- Measurement SW: DASY52, Version 52.10 (4); SEMCAD X Version 14.6.14 (7483)


### General Scans/z (axial) 4.2mm 50 x 50/ABM Interpolated SNR(x,y,z) (121x121x1):

Interpolated grid: dx=1.000 mm, dy=1.000 mm

ABM1/ABM2 = 54.75 dB

ABM1 comp = 6.05 dBA/m

Location: -2.3, 9.3, 3.7 mm

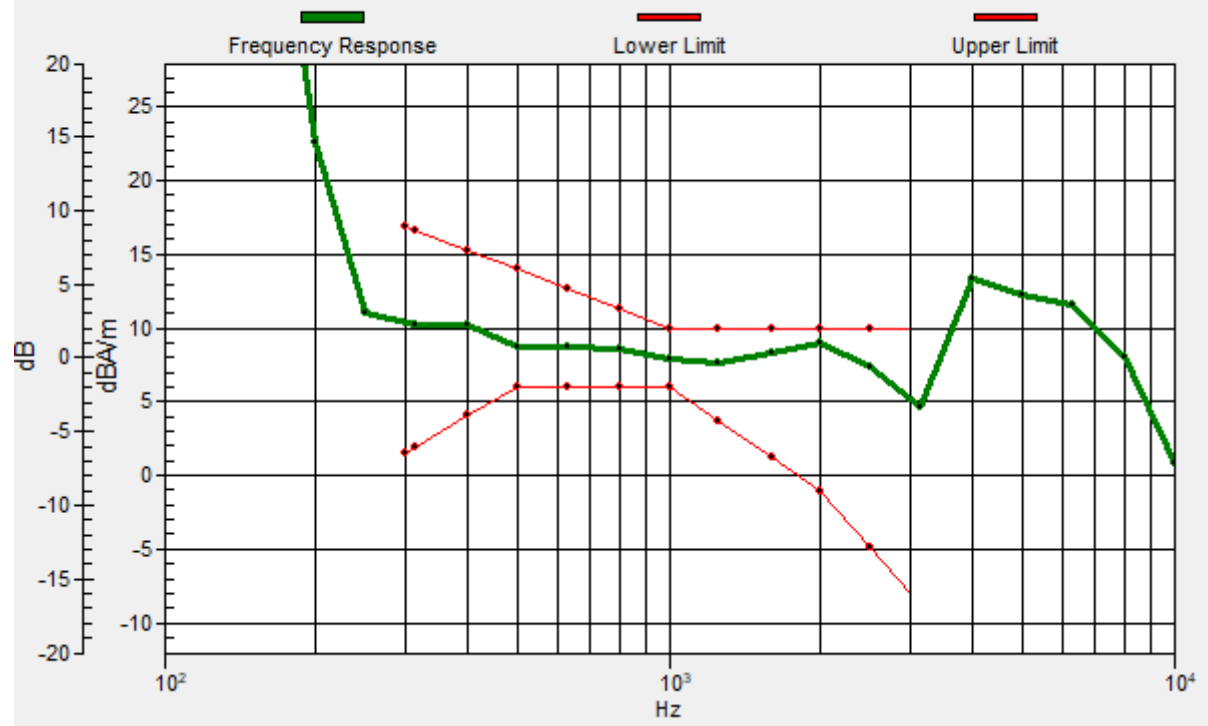


0 dB = 546.6 = 54.75 dB



# General Scans/z (axial) wideband at best S/N/ABM Freq Resp(x,y,z,f)

Loc: -2.4, 9.7, 3.7 mm Diff: 0.91dB



## #06\_HAC\_T-Coil\_LTE Band 7\_20M\_QPSK\_1\_0\_Ch21100\_Transversal (Y)

Communication System: LTE; Frequency: 2535 MHz

Medium: Air Medium parameters used:  $\sigma = 0$  S/m,  $\epsilon_r = 1$ ;  $\rho = 0$  kg/m<sup>3</sup>

Ambient Temperature : 23.6 °C

### DASY5 Configuration

- Probe: AM1DV3 - 3130; ; Calibrated: 2021/8/26
- Sensor-Surface: 0mm (Fix Surface)
- Electronics: DAE4 Sn1311; Calibrated: 2021/8/20
- Phantom: HAC Test Arch with AMCC; Type: SD HAC P01 BA;
- Measurement SW: DASY52, Version 52.10 (4); SEMCAD X Version 14.6.14 (7483)


### General Scans/y (transversal) 4.2mm 50 x 50/ABM Interpolated SNR(x,y,z) (121x121x1):

Interpolated grid: dx=1.000 mm, dy=1.000 mm

ABM1/ABM2 = 44.69 dB

ABM1 comp = -2.93 dBA/m

Location: -2.3, 17.7, 3.7 mm



## #07\_HAC\_T-Coil\_LTE Band 12\_10M\_QPSK\_1\_0\_Ch23095\_Axial (Z)

Communication System: LTE; Frequency: 707.5 MHz

Medium: Air Medium parameters used:  $\sigma = 0$  S/m,  $\epsilon_r = 1$ ;  $\rho = 0$  kg/m<sup>3</sup>

Ambient Temperature : 23.6 °C

### DASY5 Configuration

- Probe: AM1DV3 - 3130; ; Calibrated: 2021/8/26
- Sensor-Surface: 0mm (Fix Surface)
- Electronics: DAE4 Sn1311; Calibrated: 2021/8/20
- Phantom: HAC Test Arch with AMCC; Type: SD HAC P01 BA;
- Measurement SW: DASY52, Version 52.10 (4); SEMCAD X Version 14.6.14 (7483)


### General Scans/z (axial) 4.2mm 50 x 50/ABM Interpolated SNR(x,y,z) (121x121x1):

Interpolated grid: dx=1.000 mm, dy=1.000 mm

ABM1/ABM2 = 54.68 dB

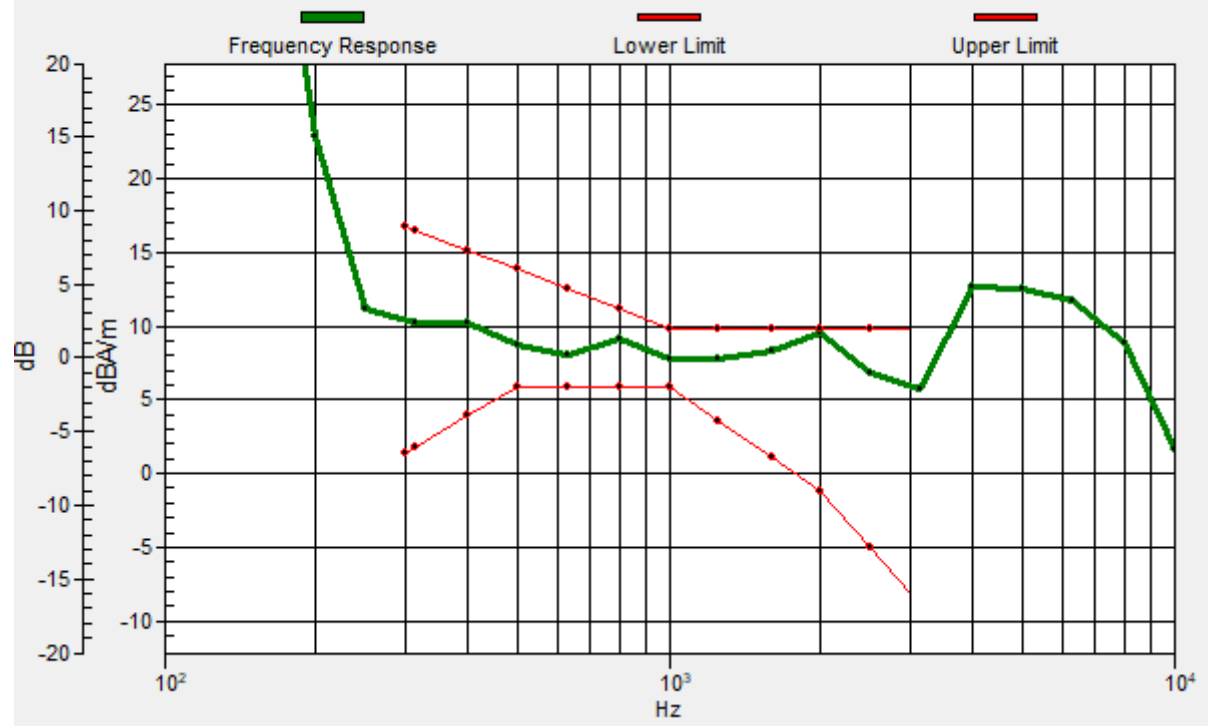
ABM1 comp = 5.64 dBA/m

Location: -2.3, 8.6, 3.7 mm



# General Scans/z (axial) wideband at best S/N/ABM Freq Resp(x,y,z,f)

Loc: -2.7, 8.3, 3.7 mm Diff: 0.3dB



## #07\_HAC\_T-Coil\_LTE Band 12\_10M\_QPSK\_1\_0\_Ch23095\_Transversal (Y)

Communication System: LTE; Frequency: 707.5 MHz

Medium: Air Medium parameters used:  $\sigma = 0$  S/m,  $\epsilon_r = 1$ ;  $\rho = 0$  kg/m<sup>3</sup>

Ambient Temperature : 23.6 °C

### DASY5 Configuration

- Probe: AM1DV3 - 3130; ; Calibrated: 2021/8/26
- Sensor-Surface: 0mm (Fix Surface)
- Electronics: DAE4 Sn1311; Calibrated: 2021/8/20
- Phantom: HAC Test Arch with AMCC; Type: SD HAC P01 BA;
- Measurement SW: DASY52, Version 52.10 (4); SEMCAD X Version 14.6.14 (7483)

### General Scans/y (transversal) 4.2mm 50 x 50/ABM Interpolated SNR(x,y,z) (121x121x1):

Interpolated grid: dx=1.000 mm, dy=1.000 mm

ABM1/ABM2 = 45.93 dB

ABM1 comp = -1.80 dBA/m

Location: -3, 17, 3.7 mm



## #08\_HAC\_T-Coil\_LTE Band 13\_10M\_QPSK\_1\_0\_Ch23230\_Axial (Z)

Communication System: LTE; Frequency: 782 MHz

Medium: Air Medium parameters used:  $\sigma = 0$  S/m,  $\epsilon_r = 1$ ;  $\rho = 0$  kg/m<sup>3</sup>

Ambient Temperature : 23.6 °C

### DASY5 Configuration

- Probe: AM1DV3 - 3130; ; Calibrated: 2021/8/26
- Sensor-Surface: 0mm (Fix Surface)
- Electronics: DAE4 Sn1311; Calibrated: 2021/8/20
- Phantom: HAC Test Arch with AMCC; Type: SD HAC P01 BA;
- Measurement SW: DASY52, Version 52.10 (4); SEMCAD X Version 14.6.14 (7483)

### General Scans/z (axial) 4.2mm 50 x 50/ABM Interpolated SNR(x,y,z) (121x121x1):

Interpolated grid: dx=1.000 mm, dy=1.000 mm

ABM1/ABM2 = 54.41 dB

ABM1 comp = 5.69 dBA/m

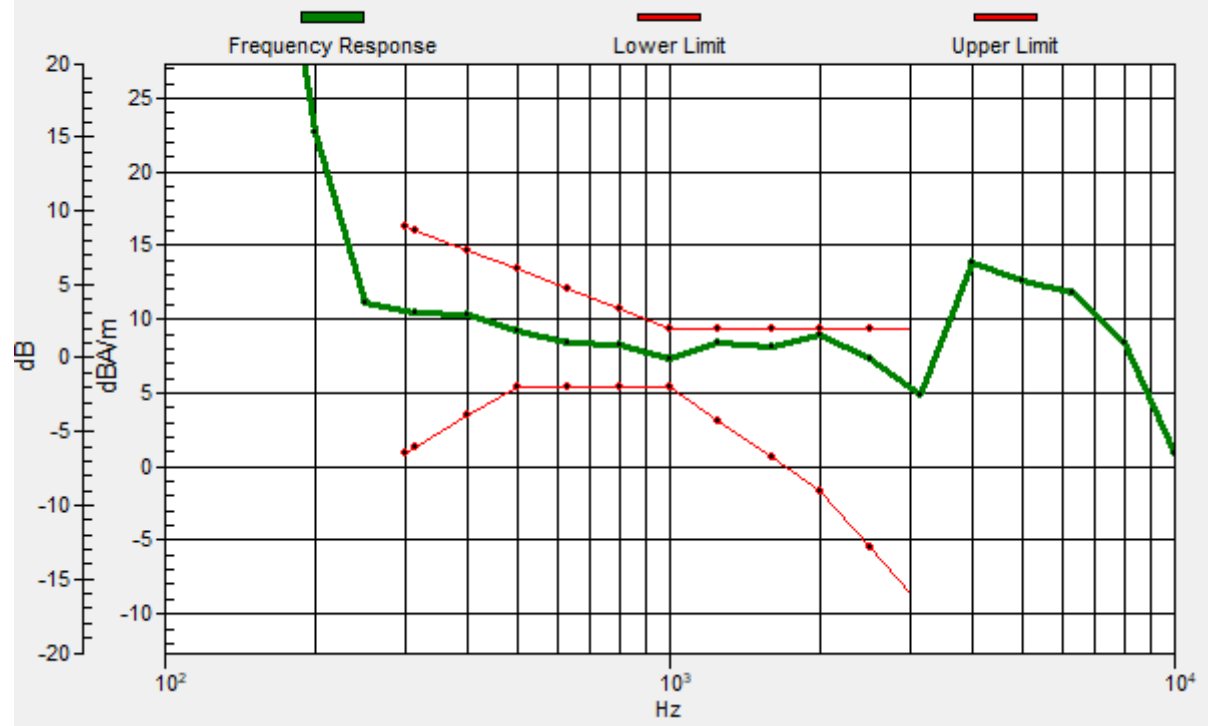
Location: -3, 7.9, 3.7 mm



0 dB = 525.6 = 54.41 dB

# General Scans/z (axial) wideband at best S/N/ABM Freq Resp(x,y,z,f)

Loc: -2.8, 7.8, 3.7 mm Diff: 0.41dB



## #08\_HAC\_T-Coil\_LTE Band 13\_10M\_QPSK\_1\_0\_Ch23230\_Transversal (Y)

Communication System: LTE; Frequency: 782 MHz

Medium: Air Medium parameters used:  $\sigma = 0$  S/m,  $\epsilon_r = 1$ ;  $\rho = 0$  kg/m<sup>3</sup>

Ambient Temperature : 23.6 °C

### DASY5 Configuration

- Probe: AM1DV3 - 3130; ; Calibrated: 2021/8/26
- Sensor-Surface: 0mm (Fix Surface)
- Electronics: DAE4 Sn1311; Calibrated: 2021/8/20
- Phantom: HAC Test Arch with AMCC; Type: SD HAC P01 BA;
- Measurement SW: DASY52, Version 52.10 (4); SEMCAD X Version 14.6.14 (7483)

### General Scans/y (transversal) 4.2mm 50 x 50/ABM Interpolated SNR(x,y,z) (121x121x1):

Interpolated grid: dx=1.000 mm, dy=1.000 mm

ABM1/ABM2 = 45.46 dB

ABM1 comp = -2.30 dBA/m

Location: -2.3, 17, 3.7 mm





## #09\_HAC\_T-Coil\_LTE Band 14\_10M\_QPSK\_1\_0\_Ch23330\_Axial (Z)

Communication System: LTE; Frequency: 793 MHz

Medium: Air Medium parameters used:  $\sigma = 0$  S/m,  $\epsilon_r = 1$ ;  $\rho = 0$  kg/m<sup>3</sup>

Ambient Temperature : 23.6 °C

### DASY5 Configuration

- Probe: AM1DV3 - 3130; ; Calibrated: 2021/8/26
- Sensor-Surface: 0mm (Fix Surface)
- Electronics: DAE4 Sn1311; Calibrated: 2021/8/20
- Phantom: HAC Test Arch with AMCC; Type: SD HAC P01 BA;
- Measurement SW: DASY52, Version 52.10 (4); SEMCAD X Version 14.6.14 (7483)


### General Scans/z (axial) 4.2mm 50 x 50/ABM Interpolated SNR(x,y,z) (121x121x1):

Interpolated grid: dx=1.000 mm, dy=1.000 mm

ABM1/ABM2 = 54.33 dB

ABM1 comp = 5.91 dBA/m

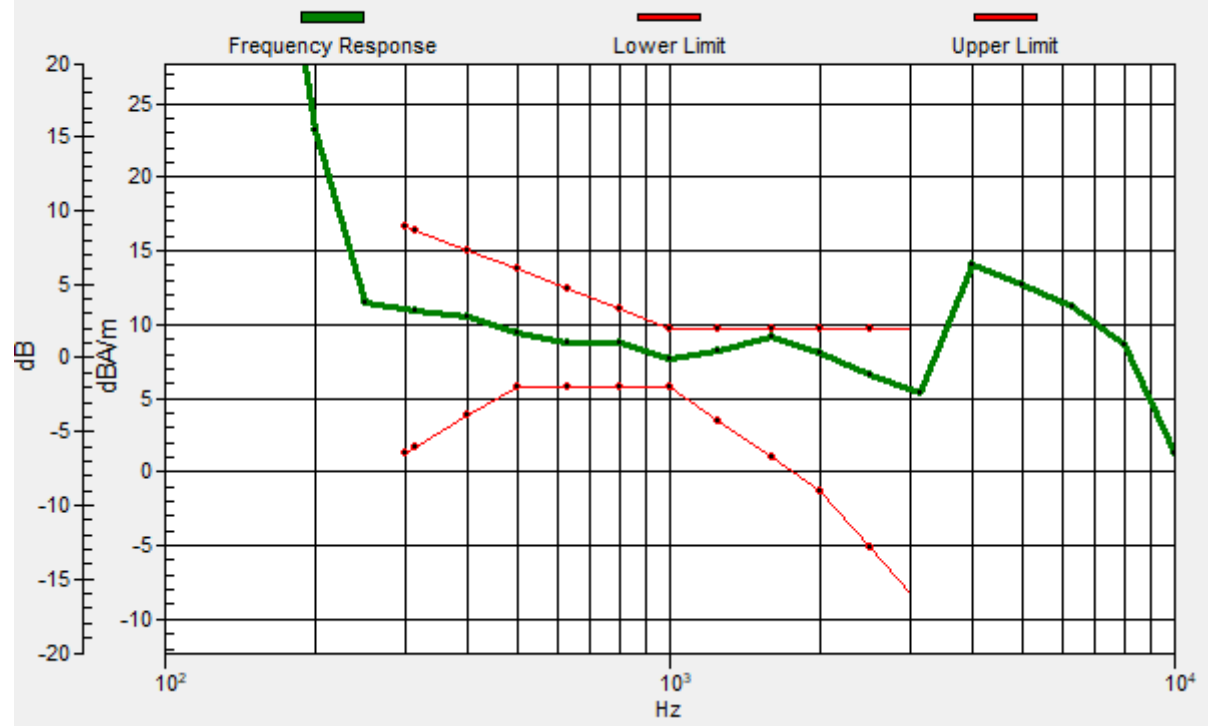
Location: -2.3, 8.6, 3.7 mm



0 dB = 520.7 = 54.33 dB

# General Scans/z (axial) wideband at best S/N/ABM Freq Resp(x,y,z,f)

Loc: -2.3, 8.4, 3.7 mm Diff: 0.59dB



## #09\_HAC\_T-Coil\_LTE Band 14\_10M\_QPSK\_1\_0\_Ch23330\_Transversal (Y)

Communication System: LTE; Frequency: 793 MHz

Medium: Air Medium parameters used:  $\sigma = 0$  S/m,  $\epsilon_r = 1$ ;  $\rho = 0$  kg/m<sup>3</sup>

Ambient Temperature : 23.6 °C

### DASY5 Configuration

- Probe: AM1DV3 - 3130; ; Calibrated: 2021/8/26
- Sensor-Surface: 0mm (Fix Surface)
- Electronics: DAE4 Sn1311; Calibrated: 2021/8/20
- Phantom: HAC Test Arch with AMCC; Type: SD HAC P01 BA;
- Measurement SW: DASY52, Version 52.10 (4); SEMCAD X Version 14.6.14 (7483)


### General Scans/y (transversal) 4.2mm 50 x 50/ABM Interpolated SNR(x,y,z) (121x121x1):

Interpolated grid: dx=1.000 mm, dy=1.000 mm

ABM1/ABM2 = 45.44 dB

ABM1 comp = -2.24 dBA/m

Location: -2.3, 17, 3.7 mm



## #10\_HAC\_T-Coil\_LTE Band 25\_20M\_QPSK\_1\_0\_Ch26340\_Axial (Z)

Communication System: LTE; Frequency: 1880 MHz

Medium: Air Medium parameters used:  $\sigma = 0$  S/m,  $\epsilon_r = 1$ ;  $\rho = 0$  kg/m<sup>3</sup>

Ambient Temperature : 23.6 °C

### DASY5 Configuration

- Probe: AM1DV3 - 3130; ; Calibrated: 2021/8/26
- Sensor-Surface: 0mm (Fix Surface)
- Electronics: DAE4 Sn1311; Calibrated: 2021/8/20
- Phantom: HAC Test Arch with AMCC; Type: SD HAC P01 BA;
- Measurement SW: DASY52, Version 52.10 (4); SEMCAD X Version 14.6.14 (7483)


### General Scans/z (axial) 4.2mm 50 x 50/ABM Interpolated SNR(x,y,z) (121x121x1):

Interpolated grid: dx=1.000 mm, dy=1.000 mm

ABM1/ABM2 = 54.73 dB

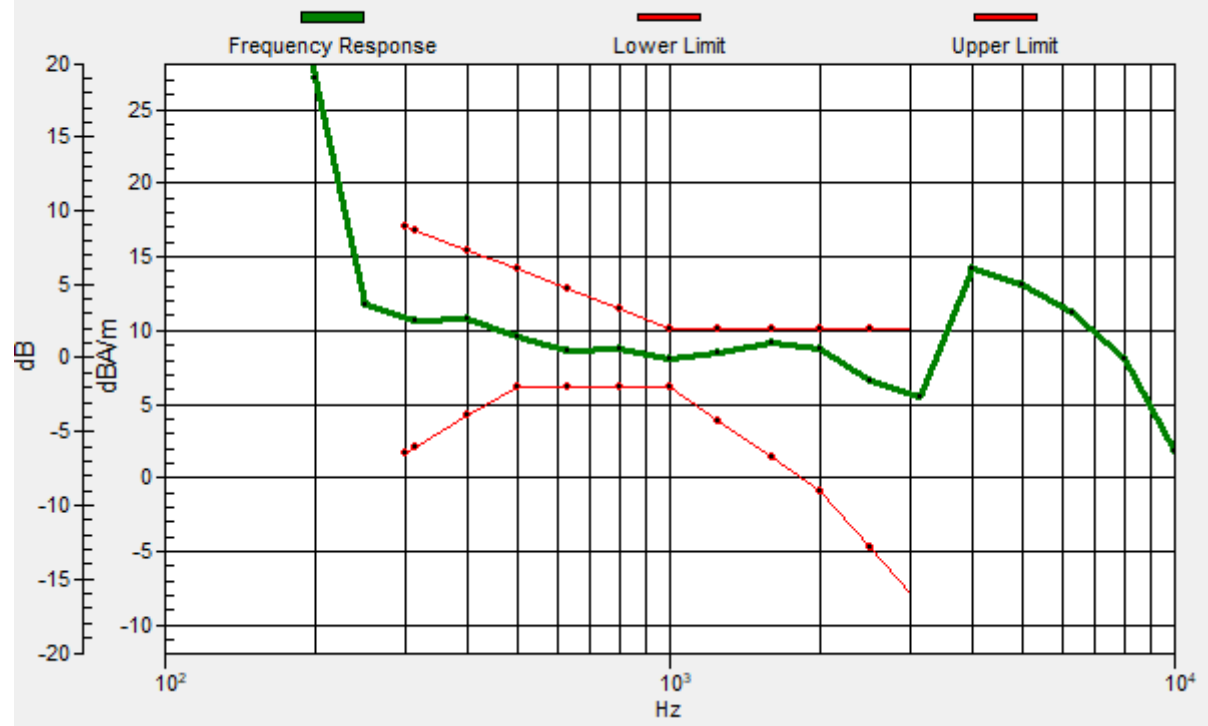
ABM1 comp = 6.19 dBA/m

Location: -2.3, 8.6, 3.7 mm



# General Scans/z (axial) wideband at best S/N/ABM Freq Resp(x,y,z,f)

Loc: -2.2, 8.6, 3.7 mm Diff: 0.99dB



## #10\_HAC\_T-Coil\_LTE Band 25\_20M\_QPSK\_1\_0\_Ch26340\_Transversal (Y)

Communication System: LTE; Frequency: 1880 MHz

Medium: Air Medium parameters used:  $\sigma = 0$  S/m,  $\epsilon_r = 1$ ;  $\rho = 0$  kg/m<sup>3</sup>

Ambient Temperature : 23.6 °C

### DASY5 Configuration

- Probe: AM1DV3 - 3130; ; Calibrated: 2021/8/26
- Sensor-Surface: 0mm (Fix Surface)
- Electronics: DAE4 Sn1311; Calibrated: 2021/8/20
- Phantom: HAC Test Arch with AMCC; Type: SD HAC P01 BA;
- Measurement SW: DASY52, Version 52.10 (4); SEMCAD X Version 14.6.14 (7483)


### General Scans/y (transversal) 4.2mm 50 x 50/ABM Interpolated SNR(x,y,z) (121x121x1):

Interpolated grid: dx=1.000 mm, dy=1.000 mm

ABM1/ABM2 = 45.09 dB

ABM1 comp = -2.63 dBA/m

Location: -0.9, 17.7, 3.7 mm



0 dB = 179.6 = 45.09 dB

## #11\_HAC\_T-Coil\_LTE Band 26\_15M\_QPSK\_1\_0\_Ch26865\_Axial (Z)

Communication System: LTE; Frequency: 831.5 MHz

Medium: Air Medium parameters used:  $\sigma = 0$  S/m,  $\epsilon_r = 1$ ;  $\rho = 0$  kg/m<sup>3</sup>

Ambient Temperature : 23.6 °C

### DASY5 Configuration

- Probe: AM1DV3 - 3130; ; Calibrated: 2021/8/26
- Sensor-Surface: 0mm (Fix Surface)
- Electronics: DAE4 Sn1311; Calibrated: 2021/8/20
- Phantom: HAC Test Arch with AMCC; Type: SD HAC P01 BA;
- Measurement SW: DASY52, Version 52.10 (4); SEMCAD X Version 14.6.14 (7483)


### General Scans/z (axial) 4.2mm 50 x 50/ABM Interpolated SNR(x,y,z) (121x121x1):

Interpolated grid: dx=1.000 mm, dy=1.000 mm

ABM1/ABM2 = 54.47 dB

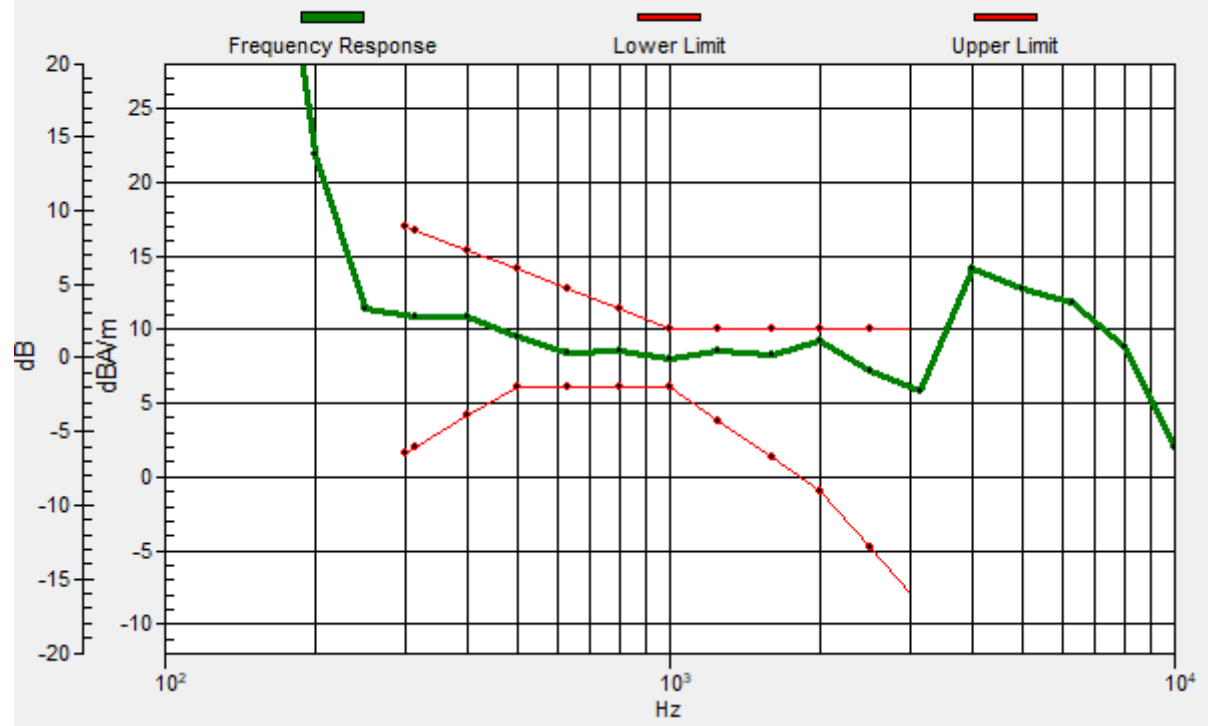
ABM1 comp = 5.91 dBA/m

Location: -1.6, 8.6, 3.7 mm



# General Scans/z (axial) wideband at best S/N/ABM Freq Resp(x,y,z,f)

Loc: -1.8, 8.7, 3.7 mm Diff: 0.87dB





## #11\_HAC\_T-Coil\_LTE Band 26\_15M\_QPSK\_1\_0\_Ch26865\_Transversal (Y)

Communication System: LTE; Frequency: 831.5 MHz

Medium: Air Medium parameters used:  $\sigma = 0$  S/m,  $\epsilon_r = 1$ ;  $\rho = 0$  kg/m<sup>3</sup>

Ambient Temperature : 23.6 °C

### DASY5 Configuration

- Probe: AM1DV3 - 3130; ; Calibrated: 2021/8/26
- Sensor-Surface: 0mm (Fix Surface)
- Electronics: DAE4 Sn1311; Calibrated: 2021/8/20
- Phantom: HAC Test Arch with AMCC; Type: SD HAC P01 BA;
- Measurement SW: DASY52, Version 52.10 (4); SEMCAD X Version 14.6.14 (7483)

### General Scans/y (transversal) 4.2mm 50 x 50/ABM Interpolated SNR(x,y,z) (121x121x1):

Interpolated grid: dx=1.000 mm, dy=1.000 mm

ABM1/ABM2 = 46.28 dB

ABM1 comp = -1.61 dBA/m

Location: -2.3, 17, 3.7 mm



## #12\_HAC\_T-Coil\_LTE Band 66\_20M\_QPSK\_1\_0\_Ch132322\_Axial (Z)

Communication System: LTE; Frequency: 1745 MHz

Medium: Air Medium parameters used:  $\sigma = 0$  S/m,  $\epsilon_r = 1$ ;  $\rho = 0$  kg/m<sup>3</sup>

Ambient Temperature : 23.6 °C

### DASY5 Configuration

- Probe: AM1DV3 - 3130; ; Calibrated: 2021/8/26
- Sensor-Surface: 0mm (Fix Surface)
- Electronics: DAE4 Sn1311; Calibrated: 2021/8/20
- Phantom: HAC Test Arch with AMCC; Type: SD HAC P01 BA;
- Measurement SW: DASY52, Version 52.10 (4); SEMCAD X Version 14.6.14 (7483)


### General Scans/z (axial) 4.2mm 50 x 50/ABM Interpolated SNR(x,y,z) (121x121x1):

Interpolated grid: dx=1.000 mm, dy=1.000 mm

ABM1/ABM2 = 52.79 dB

ABM1 comp = 4.36 dBA/m

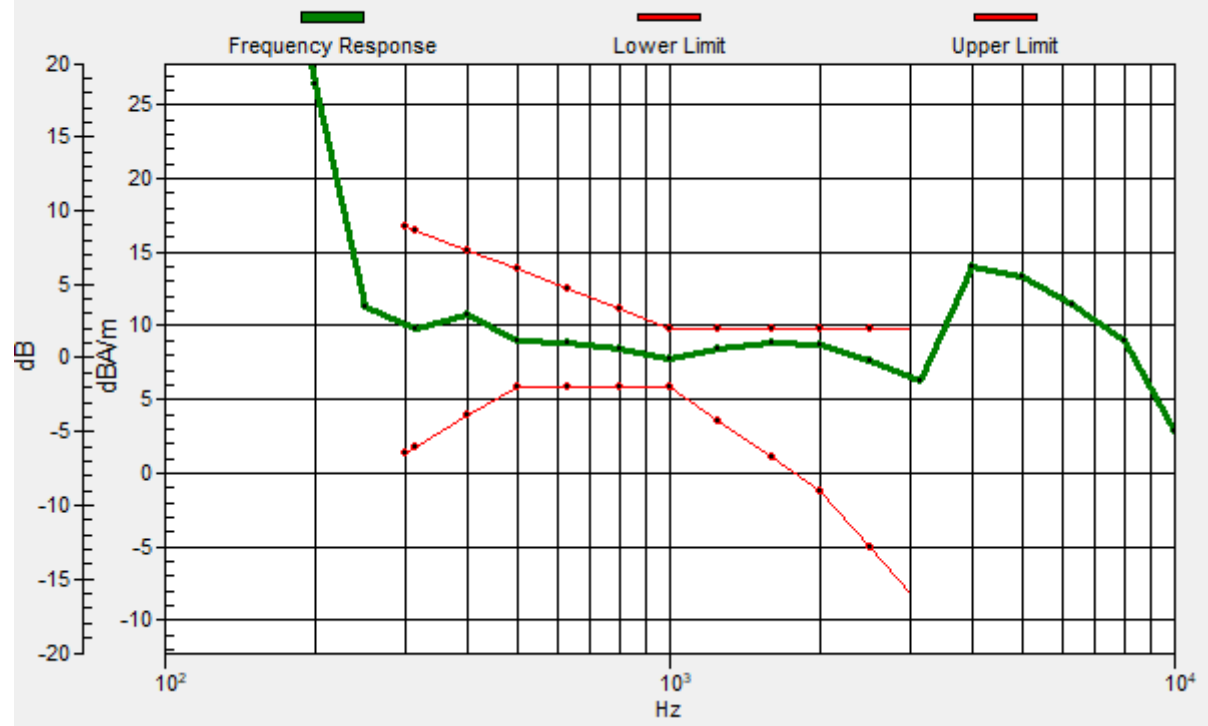
Location: -2.3, 7.2, 3.7 mm



0 dB = 435.8 = 52.79 dB

# General Scans/z (axial) wideband at best S/N/ABM Freq Resp(x,y,z,f)

Loc: -2, 7.6, 3.7 mm Diff: 1.01dB



## #12\_HAC\_T-Coil\_LTE Band 66\_20M\_QPSK\_1\_0\_Ch132322\_Transversal (Y)

Communication System: LTE; Frequency: 1745 MHz

Medium: Air Medium parameters used:  $\sigma = 0$  S/m,  $\epsilon_r = 1$ ;  $\rho = 0$  kg/m<sup>3</sup>

Ambient Temperature : 23.6 °C

### DASY5 Configuration

- Probe: AM1DV3 - 3130; ; Calibrated: 2021/8/26
- Sensor-Surface: 0mm (Fix Surface)
- Electronics: DAE4 Sn1311; Calibrated: 2021/8/20
- Phantom: HAC Test Arch with AMCC; Type: SD HAC P01 BA;
- Measurement SW: DASY52, Version 52.10 (4); SEMCAD X Version 14.6.14 (7483)

### General Scans/y (transversal) 4.2mm 50 x 50/ABM Interpolated SNR(x,y,z) (121x121x1):

Interpolated grid: dx=1.000 mm, dy=1.000 mm

ABM1/ABM2 = 46.38 dB

ABM1 comp = -1.48 dBA/m

Location: -3, 17, 3.7 mm



0 dB = 208.4 = 46.38 dB

### #13\_HAC\_T-Coil\_LTE Band 71\_20M\_QPSK\_1\_0\_Ch133322\_Axial (Z)

Communication System: LTE; Frequency: 683 MHz

Medium: Air Medium parameters used:  $\sigma = 0$  S/m,  $\epsilon_r = 1$ ;  $\rho = 0$  kg/m<sup>3</sup>

Ambient Temperature : 23.6 °C

#### DASY5 Configuration

- Probe: AM1DV3 - 3130; ; Calibrated: 2021/8/26
- Sensor-Surface: 0mm (Fix Surface)
- Electronics: DAE4 Sn1311; Calibrated: 2021/8/20
- Phantom: HAC Test Arch with AMCC; Type: SD HAC P01 BA;
- Measurement SW: DASY52, Version 52.10 (4); SEMCAD X Version 14.6.14 (7483)


#### General Scans/z (axial) 4.2mm 50 x 50/ABM Interpolated SNR(x,y,z) (121x121x1):

Interpolated grid: dx=1.000 mm, dy=1.000 mm

ABM1/ABM2 = 55.20 dB

ABM1 comp = 6.32 dBA/m

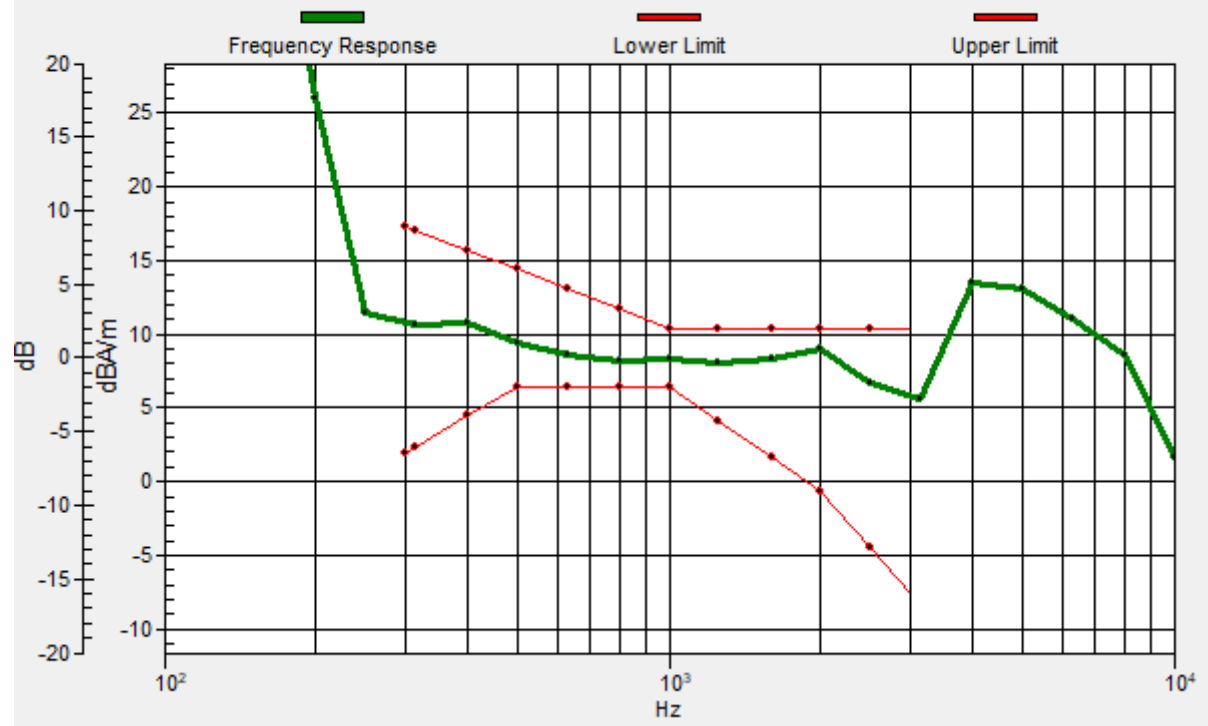
Location: -2.3, 8.6, 3.7 mm



0 dB = 575.7 = 55.20 dB

# General Scans/z (axial) wideband at best S/N/ABM Freq Resp(x,y,z,f)

Loc: -2.3, 8.5, 3.7 mm Diff: 1.36dB



### #13\_HAC\_T-Coil\_LTE Band 71\_20M\_QPSK\_1\_0\_Ch133322\_Transversal (Y)

Communication System: LTE; Frequency: 683 MHz

Medium: Air Medium parameters used:  $\sigma = 0$  S/m,  $\epsilon_r = 1$ ;  $\rho = 0$  kg/m<sup>3</sup>

Ambient Temperature : 23.6 °C

#### DASY5 Configuration

- Probe: AM1DV3 - 3130; ; Calibrated: 2021/8/26
- Sensor-Surface: 0mm (Fix Surface)
- Electronics: DAE4 Sn1311; Calibrated: 2021/8/20
- Phantom: HAC Test Arch with AMCC; Type: SD HAC P01 BA;
- Measurement SW: DASY52, Version 52.10 (4); SEMCAD X Version 14.6.14 (7483)

#### General Scans/y (transversal) 4.2mm 50 x 50/ABM Interpolated SNR(x,y,z) (121x121x1):

Interpolated grid: dx=1.000 mm, dy=1.000 mm

ABM1/ABM2 = 46.01 dB

ABM1 comp = -1.98 dBA/m

Location: -2.3, 17.7, 3.7 mm



## #14\_HAC\_T-Coil\_LTE Band 41\_20M\_QPSK\_1\_0\_Ch40620\_Axial (Z)

Communication System: LTE TDD; Frequency: 2593 MHz

Medium: Air Medium parameters used:  $\sigma = 0$  S/m,  $\epsilon_r = 1$ ;  $\rho = 0$  kg/m<sup>3</sup>

Ambient Temperature : 23.6 °C

### DASY5 Configuration

- Probe: AM1DV3 - 3130; ; Calibrated: 2021/8/26
- Sensor-Surface: 0mm (Fix Surface)
- Electronics: DAE4 Sn1311; Calibrated: 2021/8/20
- Phantom: HAC Test Arch with AMCC; Type: SD HAC P01 BA;
- Measurement SW: DASY52, Version 52.10 (4); SEMCAD X Version 14.6.14 (7483)


### General Scans/z (axial) 4.2mm 50 x 50/ABM Interpolated SNR(x,y,z) (121x121x1):

Interpolated grid: dx=1.000 mm, dy=1.000 mm

ABM1/ABM2 = 36.33 dB

ABM1 comp = 7.25 dBA/m

Location: -2.3, 9.3, 3.7 mm

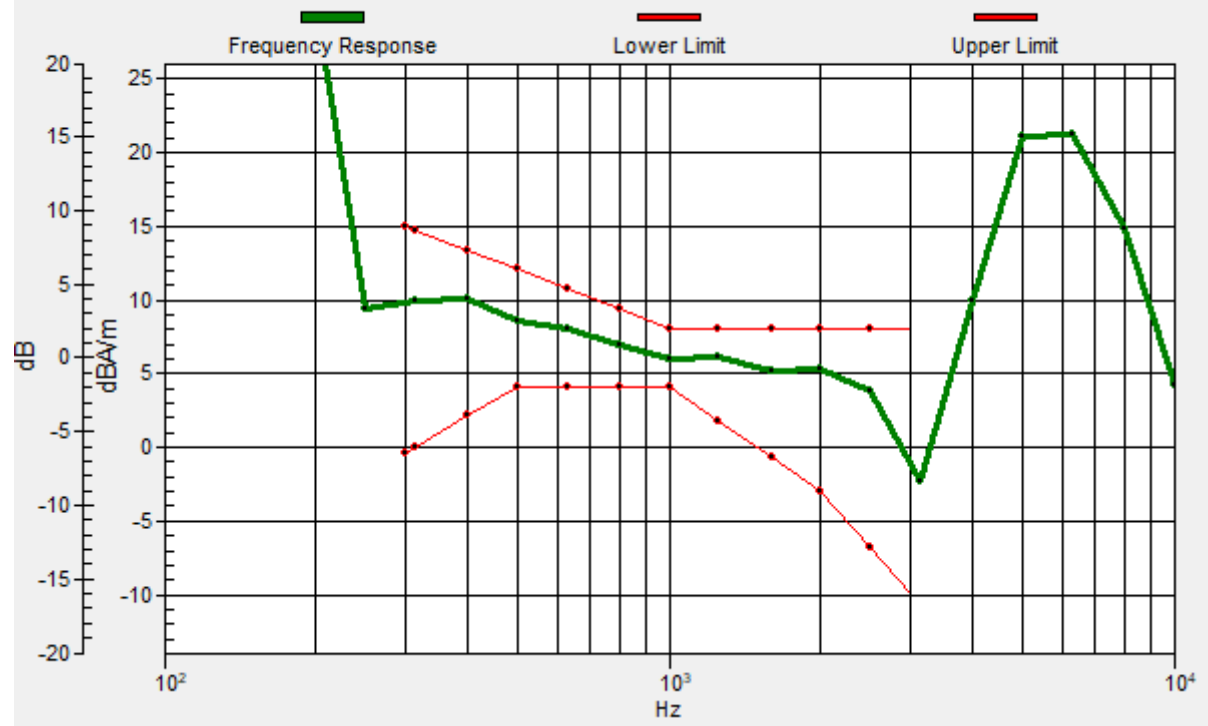


0 dB = 65.56 = 36.33 dB



# General Scans/z (axial) wideband at best S/N/ABM Freq Resp(x,y,z,f)

Loc: -2.4, 9.2, 3.7 mm Diff: 2dB



## #14\_HAC\_T-Coil\_LTE Band 41\_20M\_QPSK\_1\_0\_Ch40620\_Transversal (Y)

Communication System: LTE TDD; Frequency: 2593 MHz

Medium: Air Medium parameters used:  $\sigma = 0$  S/m,  $\epsilon_r = 1$ ;  $\rho = 0$  kg/m<sup>3</sup>

Ambient Temperature : 23.6 °C

### DASY5 Configuration

- Probe: AM1DV3 - 3130; ; Calibrated: 2021/8/26
- Sensor-Surface: 0mm (Fix Surface)
- Electronics: DAE4 Sn1311; Calibrated: 2021/8/20
- Phantom: HAC Test Arch with AMCC; Type: SD HAC P01 BA;
- Measurement SW: DASY52, Version 52.10 (4); SEMCAD X Version 14.6.14 (7483)


### General Scans/y (transversal) 4.2mm 50 x 50/ABM Interpolated SNR(x,y,z) (121x121x1):

Interpolated grid: dx=1.000 mm, dy=1.000 mm

ABM1/ABM2 = 43.39 dB

ABM1 comp = -2.50 dBA/m

Location: -3, -4.7, 3.7 mm



## #15\_HAC\_T-Coil\_LTE Band 48\_20M\_QPSK\_1\_0\_Ch55830\_Axial (Z)

Communication System: LTE TDD; Frequency: 3609 MHz

Medium: Air Medium parameters used:  $\sigma = 0$  S/m,  $\epsilon_r = 1$ ;  $\rho = 0$  kg/m<sup>3</sup>

Ambient Temperature : 23.6 °C

### DASY5 Configuration

- Probe: AM1DV3 - 3130; ; Calibrated: 2021/8/26
- Sensor-Surface: 0mm (Fix Surface)
- Electronics: DAE4 Sn1311; Calibrated: 2021/8/20
- Phantom: HAC Test Arch with AMCC; Type: SD HAC P01 BA;
- Measurement SW: DASY52, Version 52.10 (4); SEMCAD X Version 14.6.14 (7483)


### General Scans/z (axial) 4.2mm 50 x 50/ABM Interpolated SNR(x,y,z) (121x121x1):

Interpolated grid: dx=1.000 mm, dy=1.000 mm

ABM1/ABM2 = 39.38 dB

ABM1 comp = 7.18 dBA/m

Location: -3, 9.3, 3.7 mm



0 dB = 93.13 = 39.38 dB

# General Scans/z (axial) wideband at best S/N/ABM Freq Resp(x,y,z,f)

Loc: -2.9, 9.2, 3.7 mm Diff: 2dB



## #15\_HAC\_T-Coil\_LTE Band 48\_20M\_QPSK\_1\_0\_Ch55830\_Transversal (Y)

Communication System:LTE TDD; Frequency: 3609 MHz

Medium: Air Medium parameters used:  $\sigma = 0$  S/m,  $\epsilon_r = 1$ ;  $\rho = 0$  kg/m<sup>3</sup>

Ambient Temperature : 23.6 °C

### DASY5 Configuration

- Probe: AM1DV3 - 3130; ; Calibrated: 2021/8/26
- Sensor-Surface: 0mm (Fix Surface)
- Electronics: DAE4 Sn1311; Calibrated: 2021/8/20
- Phantom: HAC Test Arch with AMCC; Type: SD HAC P01 BA;
- Measurement SW: DASY52, Version 52.10 (4); SEMCAD X Version 14.6.14 (7483)


### General Scans/y (transversal) 4.2mm 50 x 50/ABM Interpolated SNR(x,y,z) (121x121x1):

Interpolated grid: dx=1.000 mm, dy=1.000 mm

ABM1/ABM2 = 43.18 dB

ABM1 comp = -2.67 dBA/m

Location: -3, -5.4, 3.7 mm



0 dB = 144.1 = 43.17 dB

## #16\_HAC\_T-Coil\_LTE Band 7\_20M\_QPSK\_1\_0\_Ch21100\_Axial (Z)

Communication System: LTE; Frequency: 2535 MHz

Medium: Air Medium parameters used:  $\sigma = 0$  S/m,  $\epsilon_r = 1$ ;  $\rho = 0$  kg/m<sup>3</sup>

Ambient Temperature : 23.6 °C

### DASY5 Configuration

- Probe: AM1DV3 - 3130; ; Calibrated: 2021/8/26
- Sensor-Surface: 0mm (Fix Surface)
- Electronics: DAE4 Sn1311; Calibrated: 2021/8/20
- Phantom: HAC Test Arch with AMCC; Type: SD HAC P01 BA;
- Measurement SW: DASY52, Version 52.10 (4); SEMCAD X Version 14.6.14 (7483)


### General Scans/z (axial) 4.2mm 50 x 50/ABM Interpolated SNR(x,y,z) (121x121x1):

Interpolated grid: dx=1.000 mm, dy=1.000 mm

ABM1/ABM2 = 54.75 dB

ABM1 comp = 6.05 dBA/m

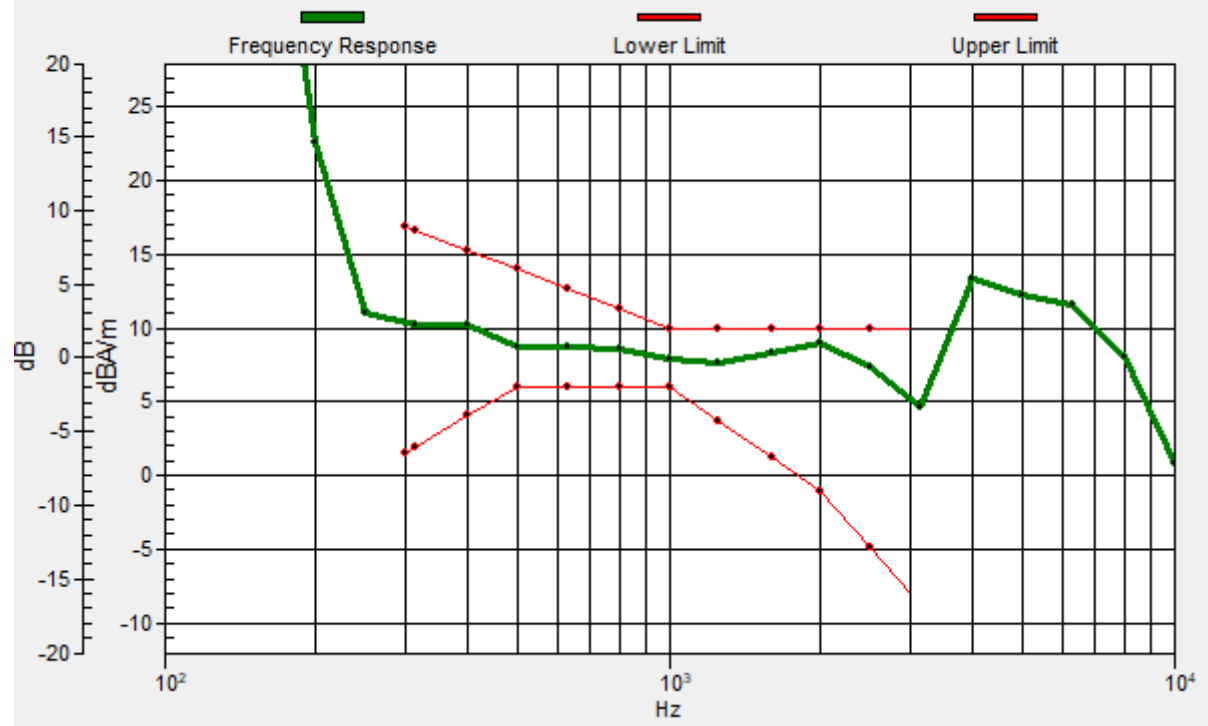
Location: -2.3, 9.3, 3.7 mm



0 dB = 546.6 = 54.75 dB

# General Scans/z (axial) wideband at best S/N/ABM Freq Resp(x,y,z,f)

Loc: -2.4, 9.7, 3.7 mm Diff: 0.91dB



## #16\_HAC\_T-Coil\_LTE Band 7\_20M\_QPSK\_1\_0\_Ch21100\_Transversal (Y)

Communication System: LTE; Frequency: 2535 MHz

Medium: Air Medium parameters used:  $\sigma = 0$  S/m,  $\epsilon_r = 1$ ;  $\rho = 0$  kg/m<sup>3</sup>

Ambient Temperature : 23.6 °C

### DASY5 Configuration

- Probe: AM1DV3 - 3130; ; Calibrated: 2021/8/26
- Sensor-Surface: 0mm (Fix Surface)
- Electronics: DAE4 Sn1311; Calibrated: 2021/8/20
- Phantom: HAC Test Arch with AMCC; Type: SD HAC P01 BA;
- Measurement SW: DASY52, Version 52.10 (4); SEMCAD X Version 14.6.14 (7483)


### General Scans/y (transversal) 4.2mm 50 x 50/ABM Interpolated SNR(x,y,z) (121x121x1):

Interpolated grid: dx=1.000 mm, dy=1.000 mm

ABM1/ABM2 = 44.69 dB

ABM1 comp = -2.93 dBA/m

Location: -2.3, 17.7, 3.7 mm





## #17\_HAC\_T-Coil\_LTE Band 12\_10M\_QPSK\_1\_0\_Ch23095\_Axial (Z)

Communication System: LTE; Frequency: 707.5 MHz

Medium: Air Medium parameters used:  $\sigma = 0$  S/m,  $\epsilon_r = 1$ ;  $\rho = 0$  kg/m<sup>3</sup>

Ambient Temperature : 23.6 °C

### DASY5 Configuration

- Probe: AM1DV3 - 3130; ; Calibrated: 2021/8/26
- Sensor-Surface: 0mm (Fix Surface)
- Electronics: DAE4 Sn1311; Calibrated: 2021/8/20
- Phantom: HAC Test Arch with AMCC; Type: SD HAC P01 BA;
- Measurement SW: DASY52, Version 52.10 (4); SEMCAD X Version 14.6.14 (7483)


### General Scans/z (axial) 4.2mm 50 x 50/ABM Interpolated SNR(x,y,z) (121x121x1):

Interpolated grid: dx=1.000 mm, dy=1.000 mm

ABM1/ABM2 = 54.68 dB

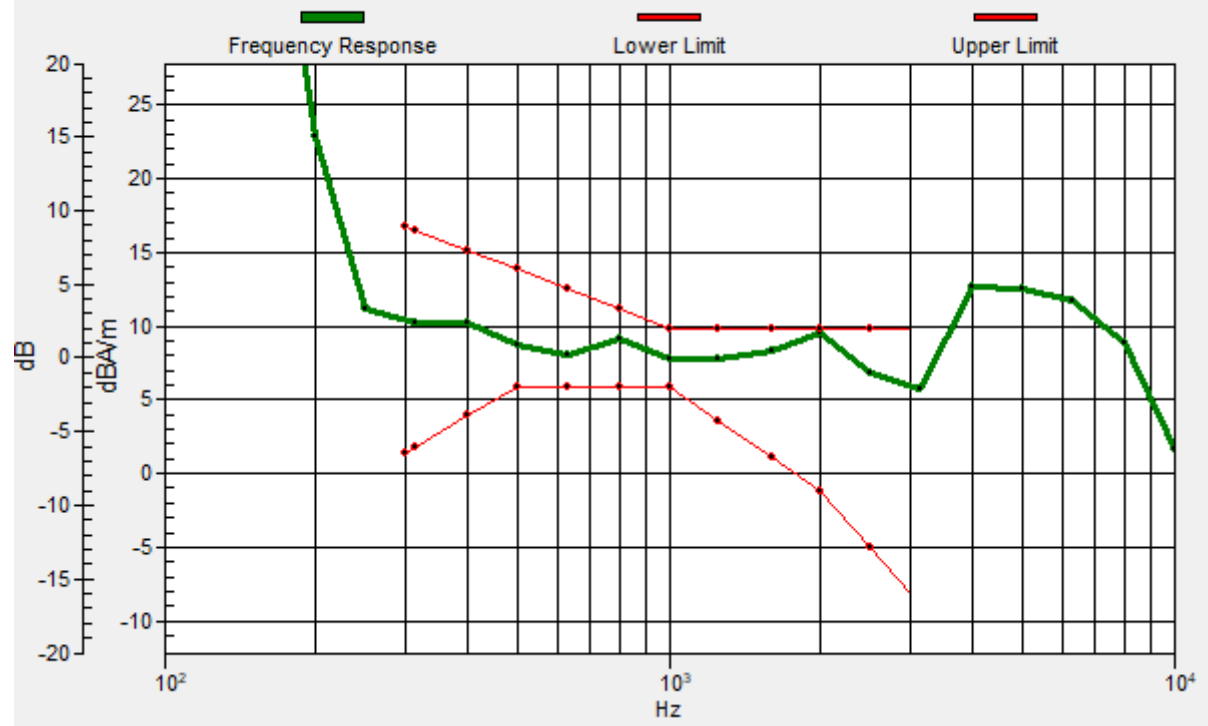
ABM1 comp = 5.64 dBA/m

Location: -2.3, 8.6, 3.7 mm



# General Scans/z (axial) wideband at best S/N/ABM Freq Resp(x,y,z,f)

Loc: -2.7, 8.3, 3.7 mm Diff: 0.3dB



## #17\_HAC\_T-Coil\_LTE Band 12\_10M\_QPSK\_1\_0\_Ch23095\_Transversal (Y)

Communication System: LTE; Frequency: 707.5 MHz

Medium: Air Medium parameters used:  $\sigma = 0$  S/m,  $\epsilon_r = 1$ ;  $\rho = 0$  kg/m<sup>3</sup>

Ambient Temperature : 23.6 °C

### DASY5 Configuration

- Probe: AM1DV3 - 3130; ; Calibrated: 2021/8/26
- Sensor-Surface: 0mm (Fix Surface)
- Electronics: DAE4 Sn1311; Calibrated: 2021/8/20
- Phantom: HAC Test Arch with AMCC; Type: SD HAC P01 BA;
- Measurement SW: DASY52, Version 52.10 (4); SEMCAD X Version 14.6.14 (7483)

### General Scans/y (transversal) 4.2mm 50 x 50/ABM Interpolated SNR(x,y,z) (121x121x1):

Interpolated grid: dx=1.000 mm, dy=1.000 mm

ABM1/ABM2 = 45.93 dB

ABM1 comp = -1.80 dBA/m

Location: -3, 17, 3.7 mm



0 dB = 197.9 = 45.93 dB

## #18\_HAC\_T-Coil\_LTE Band 14\_10M\_QPSK\_1\_0\_Ch23330\_Axial (Z)

Communication System: LTE; Frequency: 793 MHz

Medium: Air Medium parameters used:  $\sigma = 0$  S/m,  $\epsilon_r = 1$ ;  $\rho = 0$  kg/m<sup>3</sup>

Ambient Temperature : 23.6 °C

### DASY5 Configuration

- Probe: AM1DV3 - 3130; ; Calibrated: 2021/8/26
- Sensor-Surface: 0mm (Fix Surface)
- Electronics: DAE4 Sn1311; Calibrated: 2021/8/20
- Phantom: HAC Test Arch with AMCC; Type: SD HAC P01 BA;
- Measurement SW: DASY52, Version 52.10 (4); SEMCAD X Version 14.6.14 (7483)

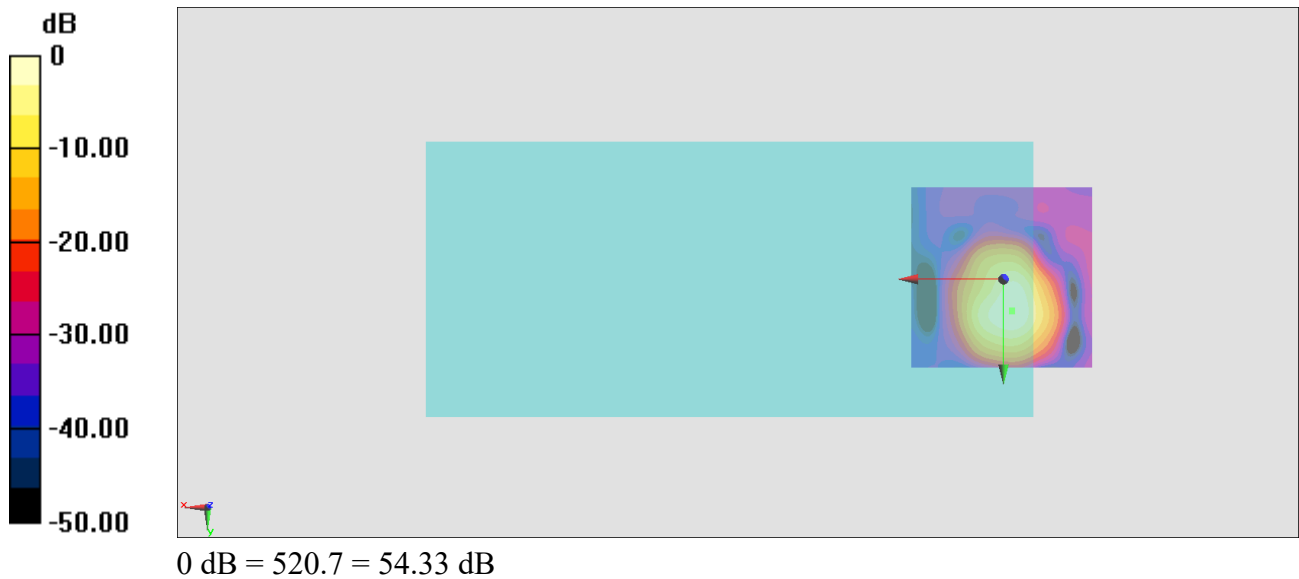
### General Scans/z (axial) 4.2mm 50 x 50/ABM Interpolated SNR(x,y,z) (121x121x1):

Interpolated grid: dx=1.000 mm, dy=1.000 mm

ABM1/ABM2 = 54.33 dB

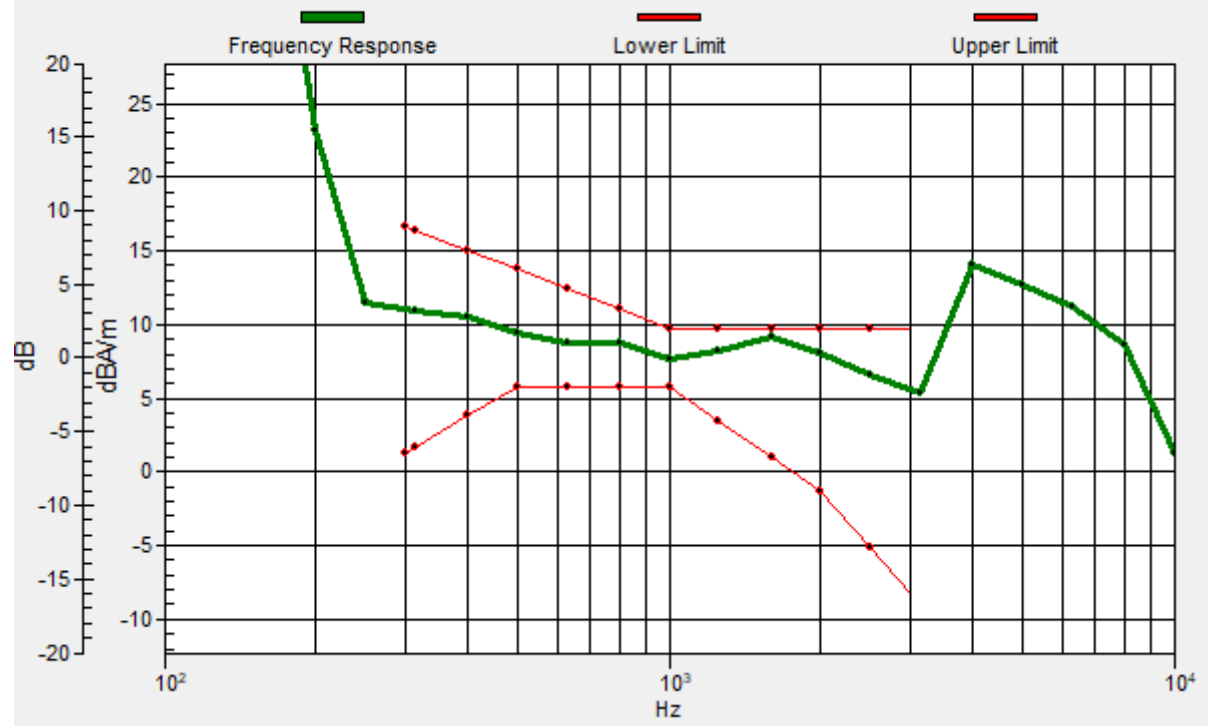
ABM1 comp = 5.91 dBA/m

Location: -2.3, 8.6, 3.7 mm



# General Scans/z (axial) wideband at best S/N/ABM Freq Resp(x,y,z,f)

Loc: -2.3, 8.4, 3.7 mm Diff: 0.59dB



## #18\_HAC\_T-Coil\_LTE Band 14\_10M\_QPSK\_1\_0\_Ch23330\_Transversal (Y)

Communication System: LTE; Frequency: 793 MHz

Medium: Air Medium parameters used:  $\sigma = 0$  S/m,  $\epsilon_r = 1$ ;  $\rho = 0$  kg/m<sup>3</sup>

Ambient Temperature : 23.6 °C

### DASY5 Configuration

- Probe: AM1DV3 - 3130; ; Calibrated: 2021/8/26
- Sensor-Surface: 0mm (Fix Surface)
- Electronics: DAE4 Sn1311; Calibrated: 2021/8/20
- Phantom: HAC Test Arch with AMCC; Type: SD HAC P01 BA;
- Measurement SW: DASY52, Version 52.10 (4); SEMCAD X Version 14.6.14 (7483)


### General Scans/y (transversal) 4.2mm 50 x 50/ABM Interpolated SNR(x,y,z) (121x121x1):

Interpolated grid: dx=1.000 mm, dy=1.000 mm

ABM1/ABM2 = 45.44 dB

ABM1 comp = -2.24 dBA/m

Location: -2.3, 17, 3.7 mm



## #19\_HAC\_T-Coil\_LTE Band 25\_20M\_QPSK\_1\_0\_Ch26340\_Axial (Z)

Communication System: LTE; Frequency: 1880 MHz

Medium: Air Medium parameters used:  $\sigma = 0$  S/m,  $\epsilon_r = 1$ ;  $\rho = 0$  kg/m<sup>3</sup>

Ambient Temperature : 23.6 °C

### DASY5 Configuration

- Probe: AM1DV3 - 3130; ; Calibrated: 2021/8/26
- Sensor-Surface: 0mm (Fix Surface)
- Electronics: DAE4 Sn1311; Calibrated: 2021/8/20
- Phantom: HAC Test Arch with AMCC; Type: SD HAC P01 BA;
- Measurement SW: DASY52, Version 52.10 (4); SEMCAD X Version 14.6.14 (7483)


### General Scans/z (axial) 4.2mm 50 x 50/ABM Interpolated SNR(x,y,z) (121x121x1):

Interpolated grid: dx=1.000 mm, dy=1.000 mm

ABM1/ABM2 = 54.73 dB

ABM1 comp = 6.19 dBA/m

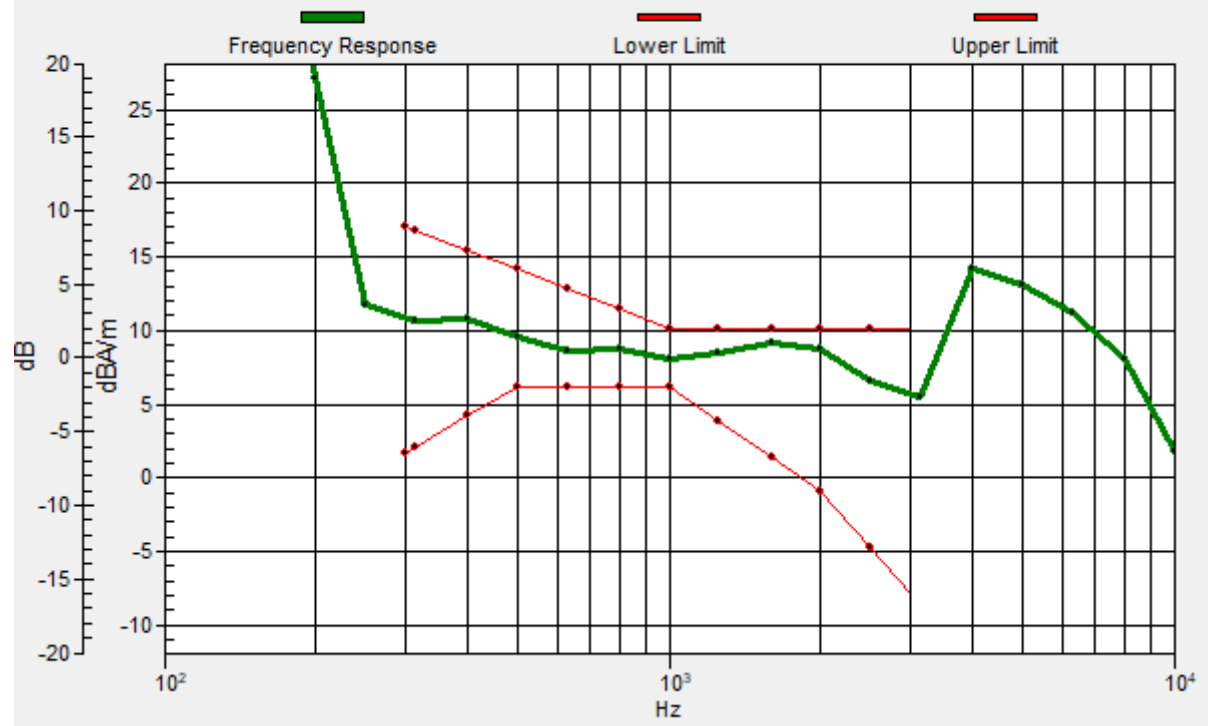
Location: -2.3, 8.6, 3.7 mm



0 dB = 545.0 = 54.73 dB

# General Scans/z (axial) wideband at best S/N/ABM Freq Resp(x,y,z,f)

Loc: -2.2, 8.6, 3.7 mm Diff: 0.99dB





## #19\_HAC\_T-Coil\_LTE Band 25\_20M\_QPSK\_1\_0\_Ch26340\_Transversal (Y)

Communication System: LTE; Frequency: 1880 MHz

Medium: Air Medium parameters used:  $\sigma = 0$  S/m,  $\epsilon_r = 1$ ;  $\rho = 0$  kg/m<sup>3</sup>

Ambient Temperature : 23.6 °C

### DASY5 Configuration

- Probe: AM1DV3 - 3130; ; Calibrated: 2021/8/26
- Sensor-Surface: 0mm (Fix Surface)
- Electronics: DAE4 Sn1311; Calibrated: 2021/8/20
- Phantom: HAC Test Arch with AMCC; Type: SD HAC P01 BA;
- Measurement SW: DASY52, Version 52.10 (4); SEMCAD X Version 14.6.14 (7483)


### General Scans/y (transversal) 4.2mm 50 x 50/ABM Interpolated SNR(x,y,z) (121x121x1):

Interpolated grid: dx=1.000 mm, dy=1.000 mm

ABM1/ABM2 = 45.09 dB

ABM1 comp = -2.63 dBA/m

Location: -0.9, 17.7, 3.7 mm



0 dB = 179.6 = 45.09 dB

## #20\_HAC\_T-Coil\_LTE Band 26\_15M\_QPSK\_1\_0\_Ch26865\_Axial (Z)

Communication System: LTE; Frequency: 831.5 MHz

Medium: Air Medium parameters used:  $\sigma = 0$  S/m,  $\epsilon_r = 1$ ;  $\rho = 0$  kg/m<sup>3</sup>

Ambient Temperature : 23.6 °C

### DASY5 Configuration

- Probe: AM1DV3 - 3130; ; Calibrated: 2021/8/26
- Sensor-Surface: 0mm (Fix Surface)
- Electronics: DAE4 Sn1311; Calibrated: 2021/8/20
- Phantom: HAC Test Arch with AMCC; Type: SD HAC P01 BA;
- Measurement SW: DASY52, Version 52.10 (4); SEMCAD X Version 14.6.14 (7483)


### General Scans/z (axial) 4.2mm 50 x 50/ABM Interpolated SNR(x,y,z) (121x121x1):

Interpolated grid: dx=1.000 mm, dy=1.000 mm

ABM1/ABM2 = 54.47 dB

ABM1 comp = 5.91 dBA/m

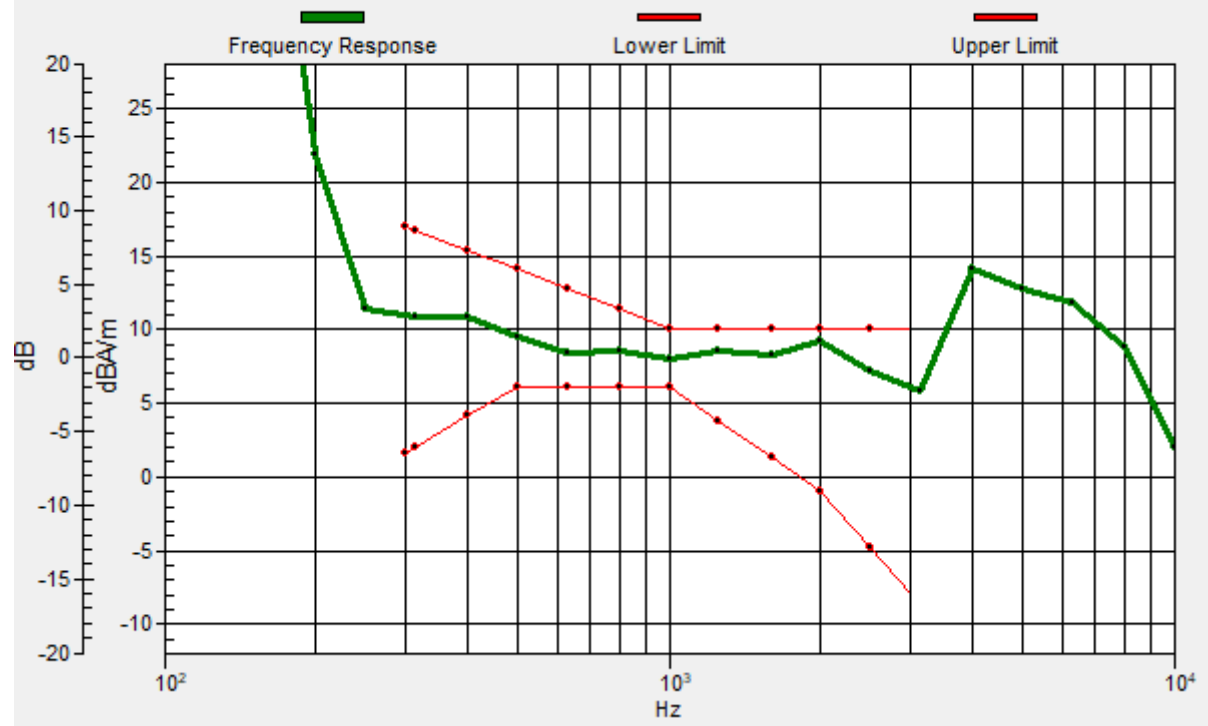
Location: -1.6, 8.6, 3.7 mm



0 dB = 528.9 = 54.47 dB

# General Scans/z (axial) wideband at best S/N/ABM Freq Resp(x,y,z,f)

Loc: -1.8, 8.7, 3.7 mm Diff: 0.87dB



## #20\_HAC\_T-Coil\_LTE Band 26\_15M\_QPSK\_1\_0\_Ch26865\_Transversal (Y)

Communication System: LTE; Frequency: 831.5 MHz

Medium: Air Medium parameters used:  $\sigma = 0$  S/m,  $\epsilon_r = 1$ ;  $\rho = 0$  kg/m<sup>3</sup>

Ambient Temperature : 23.6 °C

### DASY5 Configuration

- Probe: AM1DV3 - 3130; ; Calibrated: 2021/8/26
- Sensor-Surface: 0mm (Fix Surface)
- Electronics: DAE4 Sn1311; Calibrated: 2021/8/20
- Phantom: HAC Test Arch with AMCC; Type: SD HAC P01 BA;
- Measurement SW: DASY52, Version 52.10 (4); SEMCAD X Version 14.6.14 (7483)

### General Scans/y (transversal) 4.2mm 50 x 50/ABM Interpolated SNR(x,y,z) (121x121x1):

Interpolated grid: dx=1.000 mm, dy=1.000 mm

ABM1/ABM2 = 46.28 dB

ABM1 comp = -1.61 dBA/m

Location: -2.3, 17, 3.7 mm



## #21\_HAC\_T-Coil\_LTE Band 66\_20M\_QPSK\_1\_0\_Ch132322\_Axial (Z)

Communication System: LTE; Frequency: 1745 MHz

Medium: Air Medium parameters used:  $\sigma = 0$  S/m,  $\epsilon_r = 1$ ;  $\rho = 0$  kg/m<sup>3</sup>

Ambient Temperature : 23.6 °C

### DASY5 Configuration

- Probe: AM1DV3 - 3130; ; Calibrated: 2021/8/26
- Sensor-Surface: 0mm (Fix Surface)
- Electronics: DAE4 Sn1311; Calibrated: 2021/8/20
- Phantom: HAC Test Arch with AMCC; Type: SD HAC P01 BA;
- Measurement SW: DASY52, Version 52.10 (4); SEMCAD X Version 14.6.14 (7483)


### General Scans/z (axial) 4.2mm 50 x 50/ABM Interpolated SNR(x,y,z) (121x121x1):

Interpolated grid: dx=1.000 mm, dy=1.000 mm

ABM1/ABM2 = 52.79 dB

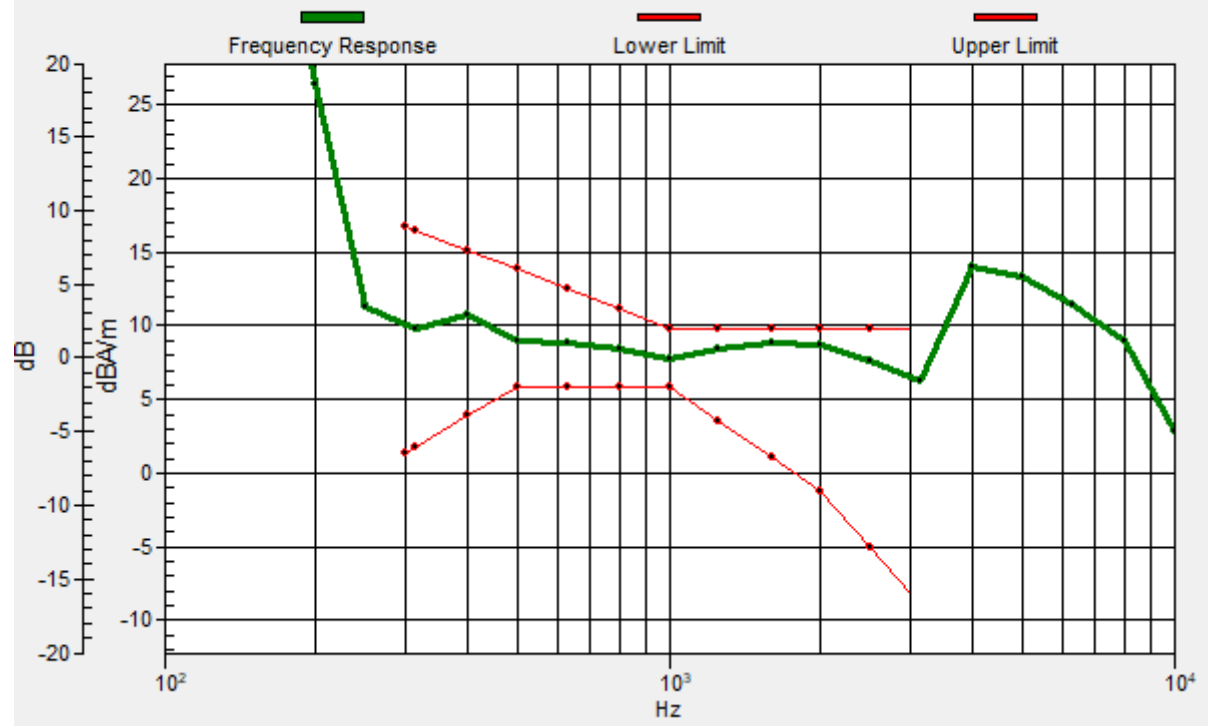
ABM1 comp = 4.36 dBA/m

Location: -2.3, 7.2, 3.7 mm



# General Scans/z (axial) wideband at best S/N/ABM Freq Resp(x,y,z,f)

Loc: -2, 7.6, 3.7 mm Diff: 1.01dB



## #21\_HAC\_T-Coil\_LTE Band 66\_20M\_QPSK\_1\_0\_Ch132322\_Transversal (Y)

Communication System: LTE; Frequency: 1745 MHz

Medium: Air Medium parameters used:  $\sigma = 0$  S/m,  $\epsilon_r = 1$ ;  $\rho = 0$  kg/m<sup>3</sup>

Ambient Temperature : 23.6 °C

### DASY5 Configuration

- Probe: AM1DV3 - 3130; ; Calibrated: 2021/8/26
- Sensor-Surface: 0mm (Fix Surface)
- Electronics: DAE4 Sn1311; Calibrated: 2021/8/20
- Phantom: HAC Test Arch with AMCC; Type: SD HAC P01 BA;
- Measurement SW: DASY52, Version 52.10 (4); SEMCAD X Version 14.6.14 (7483)

### General Scans/y (transversal) 4.2mm 50 x 50/ABM Interpolated SNR(x,y,z) (121x121x1):

Interpolated grid: dx=1.000 mm, dy=1.000 mm

ABM1/ABM2 = 46.38 dB

ABM1 comp = -1.48 dBA/m

Location: -3, 17, 3.7 mm



## #22\_HAC\_T-Coil\_LTE Band 71\_20M\_QPSK\_1\_0\_Ch133322\_Axial (Z)

Communication System: LTE; Frequency: 683 MHz

Medium: Air Medium parameters used:  $\sigma = 0$  S/m,  $\epsilon_r = 1$ ;  $\rho = 0$  kg/m<sup>3</sup>

Ambient Temperature : 23.6 °C

### DASY5 Configuration

- Probe: AM1DV3 - 3130; ; Calibrated: 2021/8/26
- Sensor-Surface: 0mm (Fix Surface)
- Electronics: DAE4 Sn1311; Calibrated: 2021/8/20
- Phantom: HAC Test Arch with AMCC; Type: SD HAC P01 BA;
- Measurement SW: DASY52, Version 52.10 (4); SEMCAD X Version 14.6.14 (7483)


### General Scans/z (axial) 4.2mm 50 x 50/ABM Interpolated SNR(x,y,z) (121x121x1):

Interpolated grid: dx=1.000 mm, dy=1.000 mm

ABM1/ABM2 = 55.20 dB

ABM1 comp = 6.32 dBA/m

Location: -2.3, 8.6, 3.7 mm

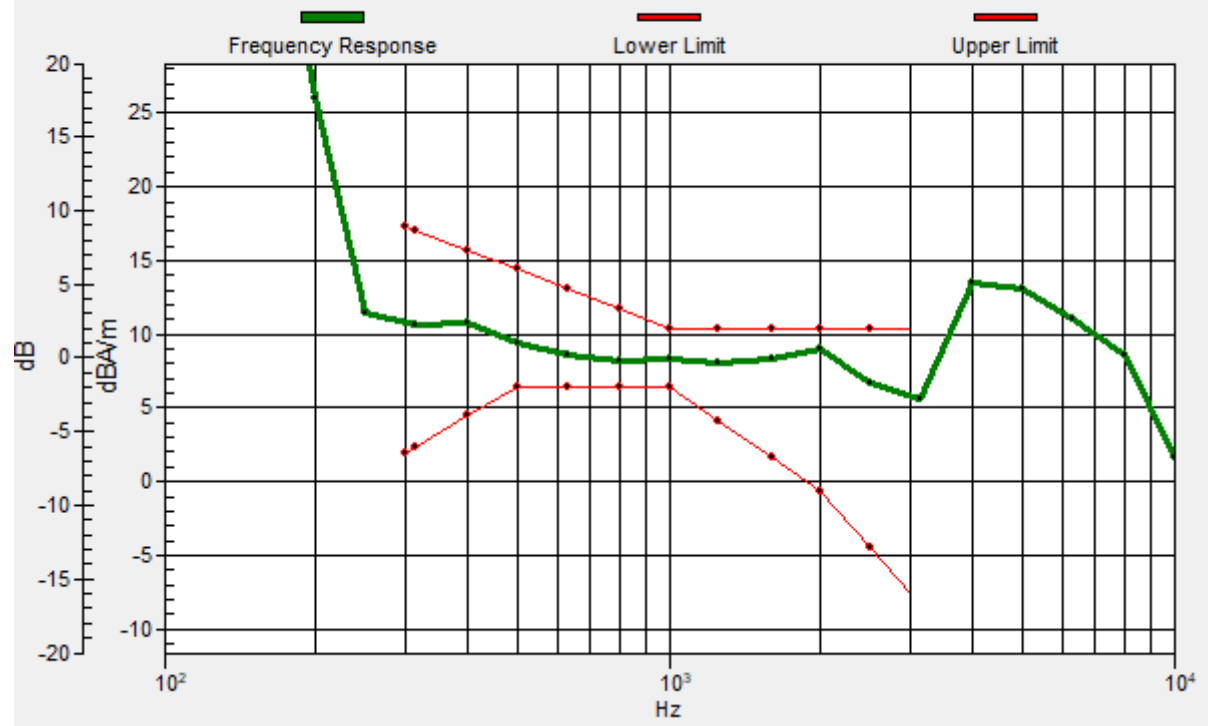


0 dB = 575.7 = 55.20 dB



# General Scans/z (axial) wideband at best S/N/ABM Freq Resp(x,y,z,f)

Loc: -2.3, 8.5, 3.7 mm Diff: 1.36dB



## #22\_HAC\_T-Coil\_LTE Band 71\_20M\_QPSK\_1\_0\_Ch133322\_Transversal (Y)

Communication System: LTE; Frequency: 683 MHz

Medium: Air Medium parameters used:  $\sigma = 0$  S/m,  $\epsilon_r = 1$ ;  $\rho = 0$  kg/m<sup>3</sup>

Ambient Temperature : 23.6 °C

### DASY5 Configuration

- Probe: AM1DV3 - 3130; ; Calibrated: 2021/8/26
- Sensor-Surface: 0mm (Fix Surface)
- Electronics: DAE4 Sn1311; Calibrated: 2021/8/20
- Phantom: HAC Test Arch with AMCC; Type: SD HAC P01 BA;
- Measurement SW: DASY52, Version 52.10 (4); SEMCAD X Version 14.6.14 (7483)

### General Scans/y (transversal) 4.2mm 50 x 50/ABM Interpolated SNR(x,y,z) (121x121x1):

Interpolated grid: dx=1.000 mm, dy=1.000 mm

ABM1/ABM2 = 46.01 dB

ABM1 comp = -1.98 dBA/m

Location: -2.3, 17.7, 3.7 mm



0 dB = 199.7 = 46.01 dB

## #23\_HAC\_T-Coil\_LTE Band 41\_20M\_QPSK\_1\_0\_Ch40620\_Axial (Z)

Communication System: LTE TDD; Frequency: 2593 MHz

Medium: Air Medium parameters used:  $\sigma = 0$  S/m,  $\epsilon_r = 1$ ;  $\rho = 0$  kg/m<sup>3</sup>

Ambient Temperature : 23.6 °C

### DASY5 Configuration

- Probe: AM1DV3 - 3130; ; Calibrated: 2021/8/26
- Sensor-Surface: 0mm (Fix Surface)
- Electronics: DAE4 Sn1311; Calibrated: 2021/8/20
- Phantom: HAC Test Arch with AMCC; Type: SD HAC P01 BA;
- Measurement SW: DASY52, Version 52.10 (4); SEMCAD X Version 14.6.14 (7483)


### General Scans/z (axial) 4.2mm 50 x 50/ABM Interpolated SNR(x,y,z) (121x121x1):

Interpolated grid: dx=1.000 mm, dy=1.000 mm

ABM1/ABM2 = 36.33 dB

ABM1 comp = 7.25 dBA/m

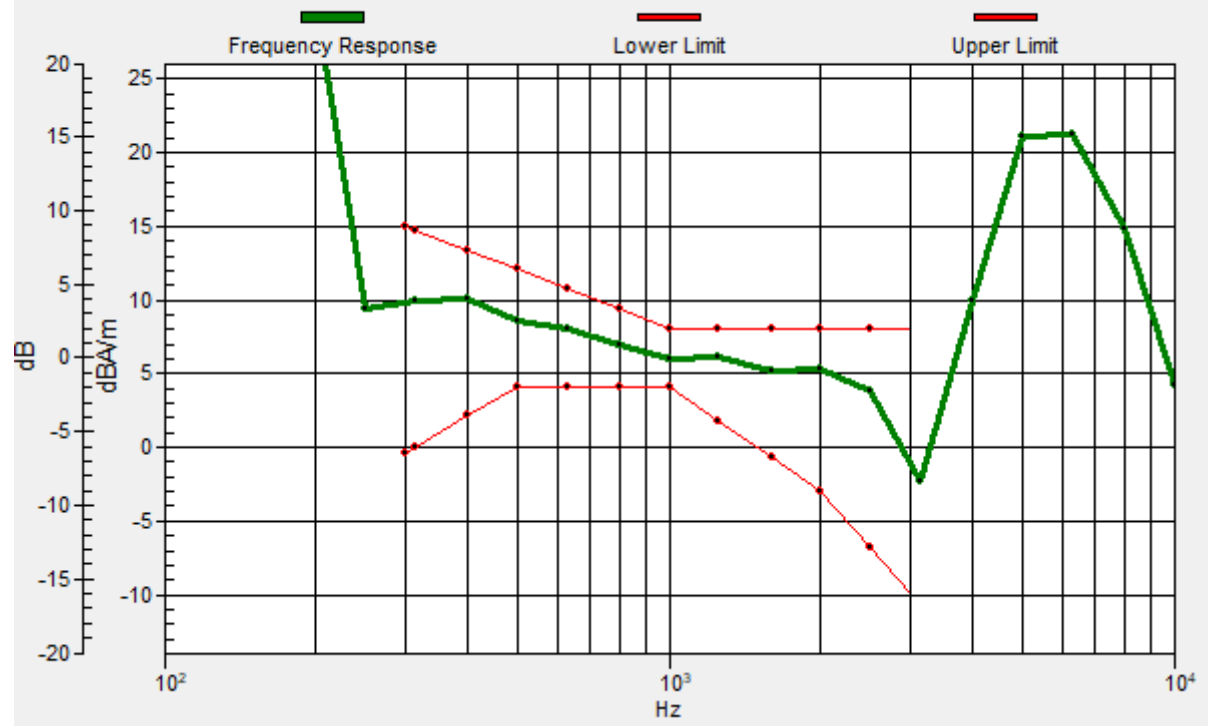
Location: -2.3, 9.3, 3.7 mm



0 dB = 65.56 = 36.33 dB

# General Scans/z (axial) wideband at best S/N/ABM Freq Resp(x,y,z,f)

Loc: -2.4, 9.2, 3.7 mm Diff: 2dB



## #23\_HAC\_T-Coil\_LTE Band 41\_20M\_QPSK\_1\_0\_Ch40620\_Transversal (Y)

Communication System: LTE TDD; Frequency: 2593 MHz

Medium: Air Medium parameters used:  $\sigma = 0$  S/m,  $\epsilon_r = 1$ ;  $\rho = 0$  kg/m<sup>3</sup>

Ambient Temperature : 23.6 °C

### DASY5 Configuration

- Probe: AM1DV3 - 3130; ; Calibrated: 2021/8/26
- Sensor-Surface: 0mm (Fix Surface)
- Electronics: DAE4 Sn1311; Calibrated: 2021/8/20
- Phantom: HAC Test Arch with AMCC; Type: SD HAC P01 BA;
- Measurement SW: DASY52, Version 52.10 (4); SEMCAD X Version 14.6.14 (7483)


### General Scans/y (transversal) 4.2mm 50 x 50/ABM Interpolated SNR(x,y,z) (121x121x1):

Interpolated grid: dx=1.000 mm, dy=1.000 mm

ABM1/ABM2 = 43.39 dB

ABM1 comp = -2.50 dBA/m

Location: -3, -4.7, 3.7 mm



## #24\_HAC\_T-Coil\_LTE Band 48\_20M\_QPSK\_1\_0\_Ch55830\_Axial (Z)

Communication System: LTE TDD; Frequency: 3609 MHz

Medium: Air Medium parameters used:  $\sigma = 0$  S/m,  $\epsilon_r = 1$ ;  $\rho = 0$  kg/m<sup>3</sup>

Ambient Temperature : 23.6 °C

### DASY5 Configuration

- Probe: AM1DV3 - 3130; ; Calibrated: 2021/8/26
- Sensor-Surface: 0mm (Fix Surface)
- Electronics: DAE4 Sn1311; Calibrated: 2021/8/20
- Phantom: HAC Test Arch with AMCC; Type: SD HAC P01 BA;
- Measurement SW: DASY52, Version 52.10 (4); SEMCAD X Version 14.6.14 (7483)


### General Scans/z (axial) 4.2mm 50 x 50/ABM Interpolated SNR(x,y,z) (121x121x1):

Interpolated grid: dx=1.000 mm, dy=1.000 mm

ABM1/ABM2 = 39.38 dB

ABM1 comp = 7.18 dBA/m

Location: -3, 9.3, 3.7 mm



0 dB = 93.13 = 39.38 dB

# General Scans/z (axial) wideband at best S/N/ABM Freq Resp(x,y,z,f)

Loc: -2.9, 9.2, 3.7 mm Diff: 2dB



## #24\_HAC\_T-Coil\_LTE Band 48\_20M\_QPSK\_1\_0\_Ch55830\_Transversal (Y)

Communication System: LTE TDD; Frequency: 3609 MHz

Medium: Air Medium parameters used:  $\sigma = 0$  S/m,  $\epsilon_r = 1$ ;  $\rho = 0$  kg/m<sup>3</sup>

Ambient Temperature : 23.6 °C

### DASY5 Configuration

- Probe: AM1DV3 - 3130; ; Calibrated: 2021/8/26
- Sensor-Surface: 0mm (Fix Surface)
- Electronics: DAE4 Sn1311; Calibrated: 2021/8/20
- Phantom: HAC Test Arch with AMCC; Type: SD HAC P01 BA;
- Measurement SW: DASY52, Version 52.10 (4); SEMCAD X Version 14.6.14 (7483)


### General Scans/y (transversal) 4.2mm 50 x 50/ABM Interpolated SNR(x,y,z) (121x121x1):

Interpolated grid: dx=1.000 mm, dy=1.000 mm

ABM1/ABM2 = 43.18 dB

ABM1 comp = -2.67 dBA/m

Location: -3, -5.4, 3.7 mm



0 dB = 144.1 = 43.17 dB



## #25\_HAC\_T-Coil\_GSM850\_EDGE 2Tx\_Ch189\_Axial (Z)\_WFC

Communication System: GSM850; Frequency: 836.4 MHz

Medium: Air Medium parameters used:  $\sigma = 0$  S/m,  $\epsilon_r = 1$ ;  $\rho = 0$  kg/m<sup>3</sup>

Ambient Temperature : 23.6 °C

### DASY5 Configuration

- Probe: AM1DV3 - 3130; ; Calibrated: 2021/8/26
- Sensor-Surface: 0mm (Fix Surface)
- Electronics: DAE4 Sn1311; Calibrated: 2021/8/20
- Phantom: HAC Test Arch with AMCC; Type: SD HAC P01 BA;
- Measurement SW: DASY52, Version 52.10 (4); SEMCAD X Version 14.6.14 (7483)


### General Scans/z (axial) 4.2mm 50 x 50/ABM Interpolated SNR(x,y,z) (121x121x1):

Interpolated grid: dx=1.000 mm, dy=1.000 mm

ABM1/ABM2 = 28.47 dB

ABM1 comp = 3.81 dBA/m

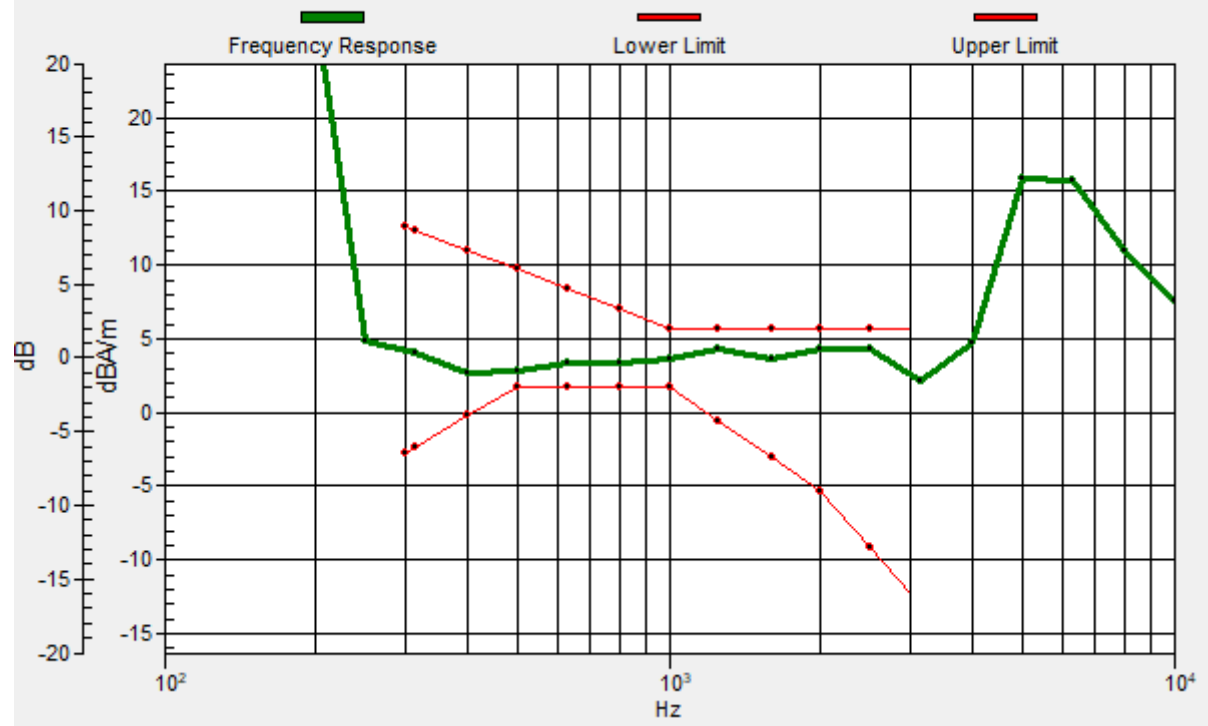
Location: -2.3, 8.6, 3.7 mm



0 dB = 26.52 = 28.47 dB

# General Scans/z (axial) wideband at best S/N/ABM Freq Resp(x,y,z,f)

Loc: -2.6, 8.6, 3.7 mm Diff: 1.08dB



## #25\_HAC\_T-Coil\_GSM850\_EDGE 2Tx\_Ch189\_Transversal (Y)\_WFC

Communication System: GSM850; Frequency: 836.4 MHz

Medium: Air Medium parameters used:  $\sigma = 0$  S/m,  $\epsilon_r = 1$ ;  $\rho = 0$  kg/m<sup>3</sup>

Ambient Temperature : 23.6 °C

### DASY5 Configuration

- Probe: AM1DV3 - 3130; ; Calibrated: 2021/8/26
- Sensor-Surface: 0mm (Fix Surface)
- Electronics: DAE4 Sn1311; Calibrated: 2021/8/20
- Phantom: HAC Test Arch with AMCC; Type: SD HAC P01 BA;
- Measurement SW: DASY52, Version 52.10 (4); SEMCAD X Version 14.6.14 (7483)


### General Scans/y (transversal) 4.2mm 50 x 50/ABM Interpolated SNR(x,y,z) (121x121x1):

Interpolated grid: dx=1.000 mm, dy=1.000 mm

ABM1/ABM2 = 35.07 dB

ABM1 comp = -7.11 dBA/m

Location: -4.4, -6.1, 3.7 mm



## #26\_HAC\_T-Coil\_GSM1900\_EDGE 2Tx\_Ch661\_Axial (Z)\_WFC

Communication System: PCS; Frequency: 1880 MHz

Medium: Air Medium parameters used:  $\sigma = 0$  S/m,  $\epsilon_r = 1$ ;  $\rho = 0$  kg/m<sup>3</sup>

Ambient Temperature : 23.6 °C

### DASY5 Configuration

- Probe: AM1DV3 - 3130; ; Calibrated: 2021/8/26
- Sensor-Surface: 0mm (Fix Surface)
- Electronics: DAE4 Sn1311; Calibrated: 2021/8/20
- Phantom: HAC Test Arch with AMCC; Type: SD HAC P01 BA;
- Measurement SW: DASY52, Version 52.10 (4); SEMCAD X Version 14.6.14 (7483)


### General Scans/z (axial) 4.2mm 50 x 50/ABM Interpolated SNR(x,y,z) (121x121x1):

Interpolated grid: dx=1.000 mm, dy=1.000 mm

ABM1/ABM2 = 26.88 dB

ABM1 comp = 3.74 dBA/m

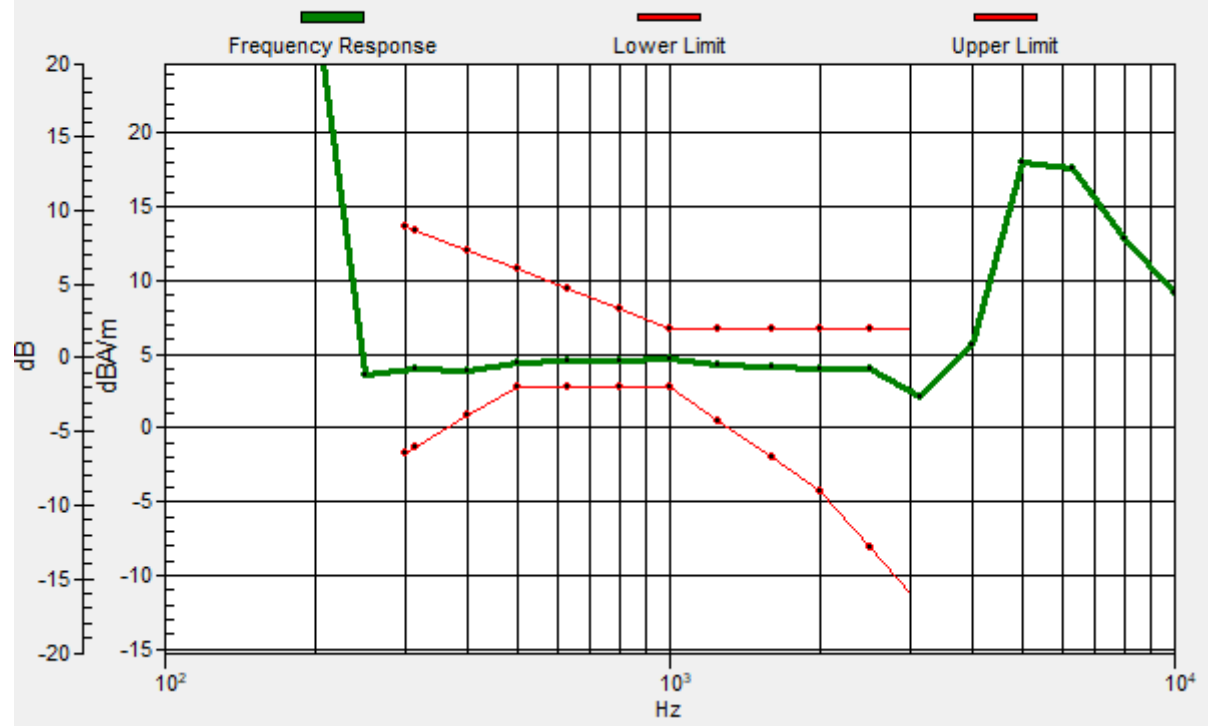
Location: -2.3, 8.6, 3.7 mm



0 dB = 22.08 = 26.88 dB

# General Scans/z (axial) wideband at best S/N/ABM Freq Resp(x,y,z,f)

Loc: -2.4, 8.5, 3.7 mm Diff: 1.59dB



## #26\_HAC\_T-Coil\_GSM1900\_EDGE 2Tx\_Ch661\_Transversal (Y)\_WFC

Communication System: PCS; Frequency: 1880 MHz

Medium: Air Medium parameters used:  $\sigma = 0$  S/m,  $\epsilon_r = 1$ ;  $\rho = 0$  kg/m<sup>3</sup>

Ambient Temperature : 23.6 °C

### DASY5 Configuration

- Probe: AM1DV3 - 3130; ; Calibrated: 2021/8/26
- Sensor-Surface: 0mm (Fix Surface)
- Electronics: DAE4 Sn1311; Calibrated: 2021/8/20
- Phantom: HAC Test Arch with AMCC; Type: SD HAC P01 BA;
- Measurement SW: DASY52, Version 52.10 (4); SEMCAD X Version 14.6.14 (7483)


### General Scans/y (transversal) 4.2mm 50 x 50/ABM Interpolated SNR(x,y,z) (121x121x1):

Interpolated grid: dx=1.000 mm, dy=1.000 mm

ABM1/ABM2 = 34.56 dB

ABM1 comp = -7.28 dBA/m

Location: -3.7, -7.5, 3.7 mm



0 dB = 53.48 = 34.56 dB

### #27\_HAC\_T-Coil\_GSM1900\_Voice\_Ch661;WFC\_Axial (Z)

Communication System: PCS; Frequency: 1880 MHz

Medium: Air Medium parameters used:  $\sigma = 0$  S/m,  $\epsilon_r = 1$ ;  $\rho = 0$  kg/m<sup>3</sup>

Ambient Temperature: 23.6 °C

DASY5 Configuration

- Probe: AM1DV3 - 3130; ; Calibrated: 2021/8/26
- Sensor-Surface: 0mm (Fix Surface)
- Electronics: DAE4 Sn1311; Calibrated: 2021/8/20
- Phantom: HAC Test Arch with AMCC; Type: SD HAC P01 BA;
- Measurement SW: DASY52, Version 52.10 (4); SEMCAD X Version 14.6.14 (7483)


**General Scans/z (axial) 4.2mm 50 x 50/ABM Interpolated SNR(x,y,z) (121x121x1):** Interpolated

grid: dx=1.000 mm, dy=1.000 mm

ABM1/ABM2 = 25.51 dB

ABM1 comp = 0.58 dBA/m

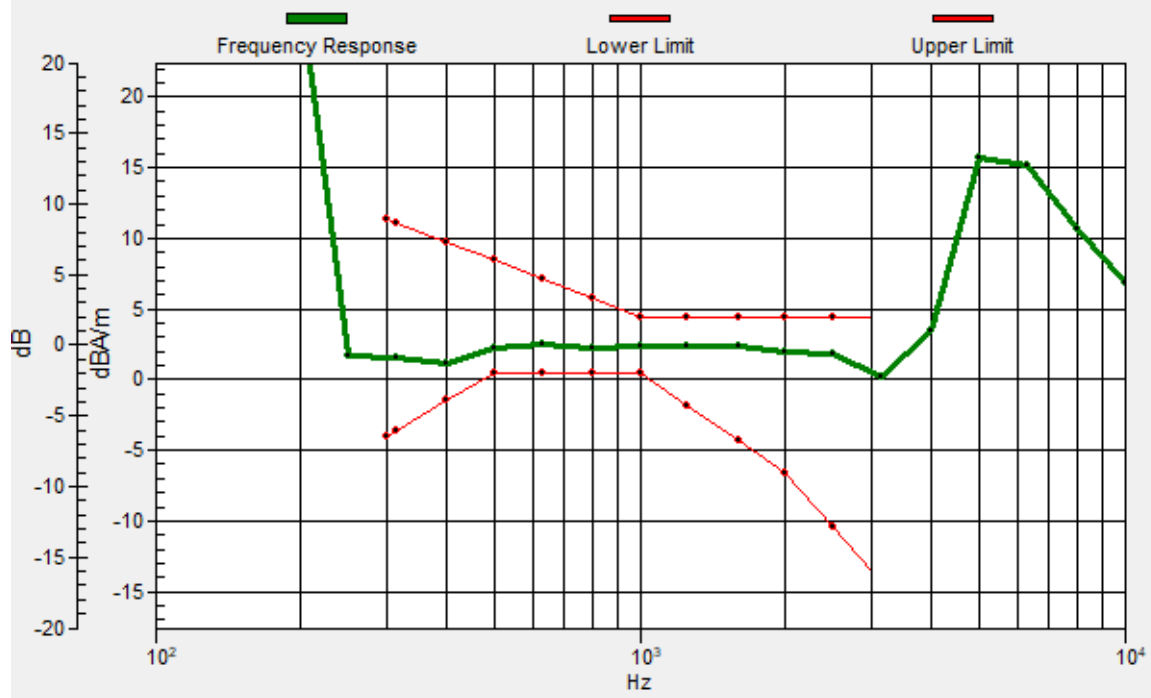
Location: -2.3, 3.7, 3.7 mm



0 dB = 18.86 = 25.51 dB

# General Scans/z (axial) wideband at best S/N/ABM Freq Resp(x,y,z,f)

Loc: -2.4, 3.4, 3.7 mm Diff: 1.73dB





## #27\_HAC\_T-Coil\_GSM1900\_Voice\_Ch661;WFC\_Transversal (Y)

Communication System: PCS; Frequency: 1880 MHz

Medium: Air Medium parameters used:  $\sigma = 0$  S/m,  $\epsilon_r = 1$ ;  $\rho = 0$  kg/m<sup>3</sup>

Ambient Temperature: 23.6 °C

DASY5 Configuration

- Probe: AM1DV3 - 3130; ; Calibrated: 2021/8/26

- Sensor-Surface: 0mm (Fix Surface)

- Electronics: DAE4 Sn1311; Calibrated: 2021/8/20

- Phantom: HAC Test Arch with AMCC; Type: SD HAC P01 BA;

- Measurement SW: DASY52, Version 52.10 (4); SEMCAD X Version 14.6.14 (7483)


### General Scans/y (transversal) 4.2mm 50 x 50/ABM Interpolated SNR(x,y,z) (121x121x1):

Interpolated grid: dx=1.000 mm, dy=1.000 mm

ABM1/ABM2 = 36.64 dB

ABM1 comp = -9.03 dBA/m

Location: -3, -10.3, 3.7 mm



0 dB = 67.95 = 36.64 dB

## #28\_HAC\_T-Coil\_GSM1900\_EDGE 2Tx\_Ch661\_Axial (Z);WFC

Communication System: PCS; Frequency: 1880 MHz

Medium: Air Medium parameters used:  $\sigma = 0$  S/m,  $\epsilon_r = 1$ ;  $\rho = 0$  kg/m<sup>3</sup>

Ambient Temperature : 23.6 °C

### DASY5 Configuration

- Probe: AM1DV3 - 3130; ; Calibrated: 2021/8/26

- Sensor-Surface: 0mm (Fix Surface)

- Electronics: DAE4 Sn1311; Calibrated: 2021/8/20

- Phantom: HAC Test Arch with AMCC; Type: SD HAC P01 BA;

- Measurement SW: DASY52, Version 52.10 (4); SEMCAD X Version 14.6.14 (7483)


### General Scans/z (axial) 4.2mm 50 x 50/ABM Interpolated SNR(x,y,z) (121x121x1): Interpolated

grid: dx=1.000 mm, dy=1.000 mm

ABM1/ABM2 = 31.75 dB

ABM1 comp = -1.48 dBA/m

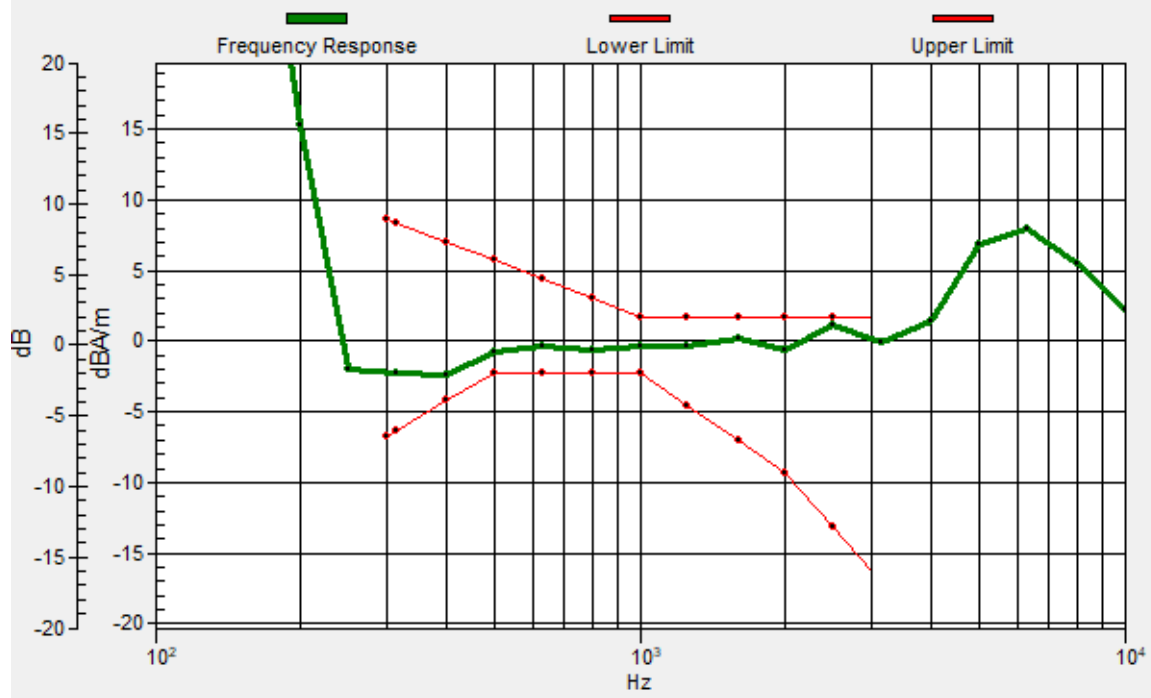
Location: -0.9, -0.5, 3.7 mm



0 dB = 38.69 = 31.75 dB

# General Scans/z (axial) wideband at best S/N/ABM Freq Resp(x,y,z,f)

Loc: -0.7, -0.3, 3.7 mm Diff: 0.58dB



## #28\_HAC\_T-Coil\_GSM1900\_EDGE 2Tx\_Ch661\_Transversal (Y);WFC

Communication System: PCS; Frequency: 1880 MHz

Medium: Air Medium parameters used:  $\sigma = 0$  S/m,  $\epsilon_r = 1$ ;  $\rho = 0$  kg/m<sup>3</sup>

Ambient Temperature : 23.6 °C

DASY5 Configuration

- Probe: AM1DV3 - 3130; ; Calibrated: 2021/8/26

- Sensor-Surface: 0mm (Fix Surface)

- Electronics: DAE4 Sn1311; Calibrated: 2021/8/20

- Phantom: HAC Test Arch with AMCC; Type: SD HAC P01 BA;

- Measurement SW: DASY52, Version 52.10 (4); SEMCAD X Version 14.6.14 (7483)

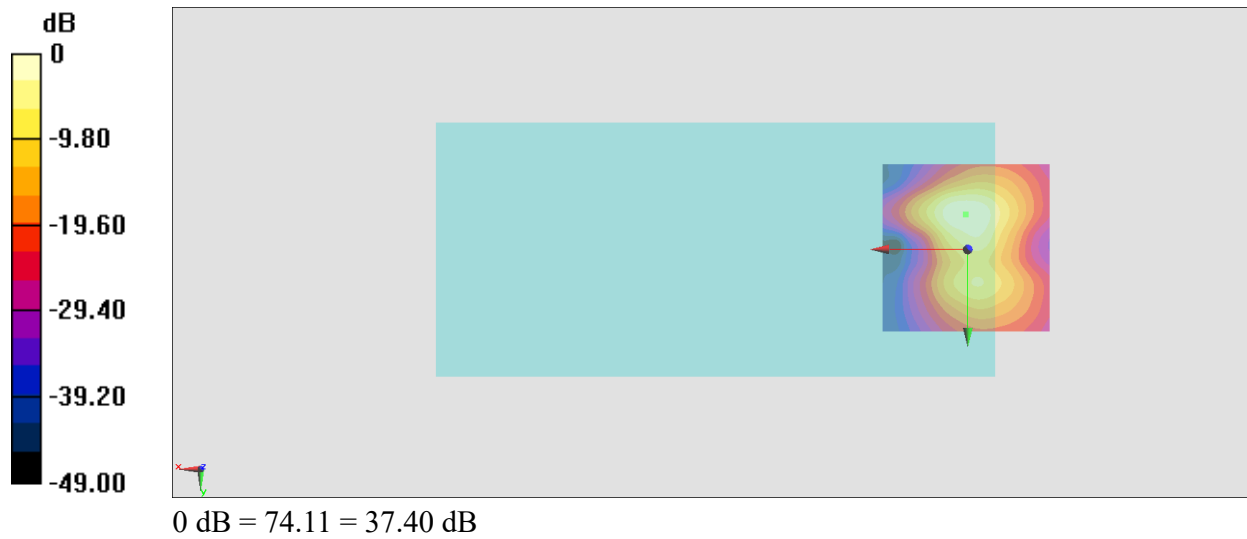
### General Scans/y (transversal) 4.2mm 50 x 50/ABM Interpolated SNR(x,y,z) (121x121x1):

Interpolated grid: dx=1.000 mm, dy=1.000 mm

ABM1/ABM2 = 37.40 dB

ABM1 comp = -9.76 dBA/m

Location: 0.5, -10.3, 3.7 mm



## #29\_HAC\_T-Coil\_WCDMA II\_HSPA\_Ch9400\_Axial (Z)

Communication System: WCDMA; Frequency: 1880 MHz

Medium: Air Medium parameters used:  $\sigma = 0$  S/m,  $\epsilon_r = 1$ ;  $\rho = 0$  kg/m<sup>3</sup>

Ambient Temperature : 23.6 °C

### DASY5 Configuration

- Probe: AM1DV3 - 3130; ; Calibrated: 2021/8/26
- Sensor-Surface: 0mm (Fix Surface)
- Electronics: DAE4 Sn1311; Calibrated: 2021/8/20
- Phantom: HAC Test Arch with AMCC; Type: SD HAC P01 BA;
- Measurement SW: DASY52, Version 52.10 (4); SEMCAD X Version 14.6.14 (7483)

### General Scans/z (axial) 4.2mm 50 x 50/ABM Interpolated SNR(x,y,z) (121x121x1):

Interpolated grid: dx=1.000 mm, dy=1.000 mm

ABM1/ABM2 = 50.41 dB

ABM1 comp = 4.08 dBA/m

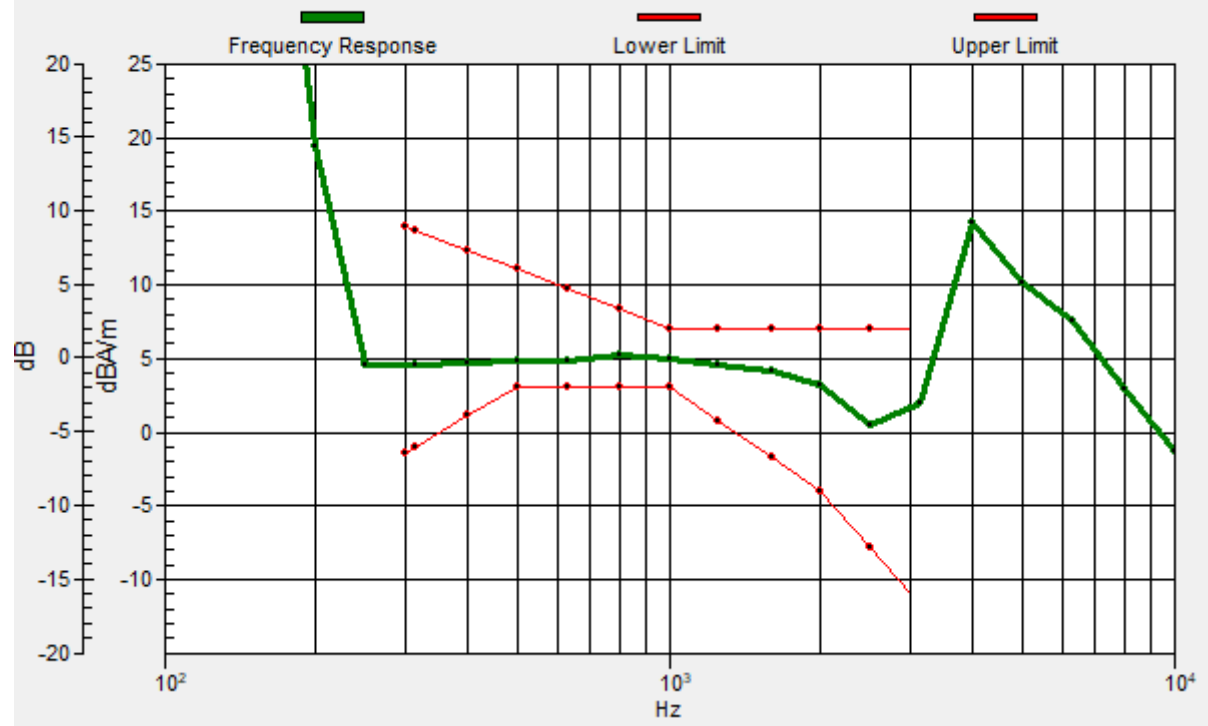
Location: -3, 9.3, 3.7 mm



0 dB = 331.5 = 50.41 dB

# General Scans/GSM 8KHz/ABM Freq Resp(x,y,z,f)

Loc: -2.7, 9.4, 3.7 mm Diff: 1.76dB



## #29\_HAC\_T-Coil\_WCDMA II\_HSPA\_Ch9400\_Transversal (Y)

Communication System: WCDMA; Frequency: 1880 MHz

Medium: Air Medium parameters used:  $\sigma = 0$  S/m,  $\epsilon_r = 1$ ;  $\rho = 0$  kg/m<sup>3</sup>

Ambient Temperature : 23.6 °C

### DASY5 Configuration

- Probe: AM1DV3 - 3130; ; Calibrated: 2021/8/26
- Sensor-Surface: 0mm (Fix Surface)
- Electronics: DAE4 Sn1311; Calibrated: 2021/8/20
- Phantom: HAC Test Arch with AMCC; Type: SD HAC P01 BA;
- Measurement SW: DASY52, Version 52.10 (4); SEMCAD X Version 14.6.14 (7483)


### General Scans/y (transversal) 4.2mm 50 x 50/ABM Interpolated SNR(x,y,z) (121x121x1):

Interpolated grid: dx=1.000 mm, dy=1.000 mm

ABM1/ABM2 = 43.92 dB

ABM1 comp = -5.84 dBA/m

Location: -2.3, -2.6, 3.7 mm



### #30\_HAC\_T-Coil\_WCDMA IV\_HSPA\_Ch1413\_Axial (Z)\_WFC

Communication System: WCDMA; Frequency: 1732.6 MHz

Medium: Air Medium parameters used:  $\sigma = 0$  S/m,  $\epsilon_r = 1$ ;  $\rho = 0$  kg/m<sup>3</sup>

Ambient Temperature : 23.6 °C

#### DASY5 Configuration

- Probe: AM1DV3 - 3130; ; Calibrated: 2021/8/26
- Sensor-Surface: 0mm (Fix Surface)
- Electronics: DAE4 Sn1311; Calibrated: 2021/8/20
- Phantom: HAC Test Arch with AMCC; Type: SD HAC P01 BA;
- Measurement SW: DASY52, Version 52.10 (4); SEMCAD X Version 14.6.14 (7483)


#### General Scans/z (axial) 4.2mm 50 x 50/ABM Interpolated SNR(x,y,z) (121x121x1):

Interpolated grid: dx=1.000 mm, dy=1.000 mm

ABM1/ABM2 = 52.38 dB

ABM1 comp = 3.72 dBA/m

Location: -2.3, 8.6, 3.7 mm

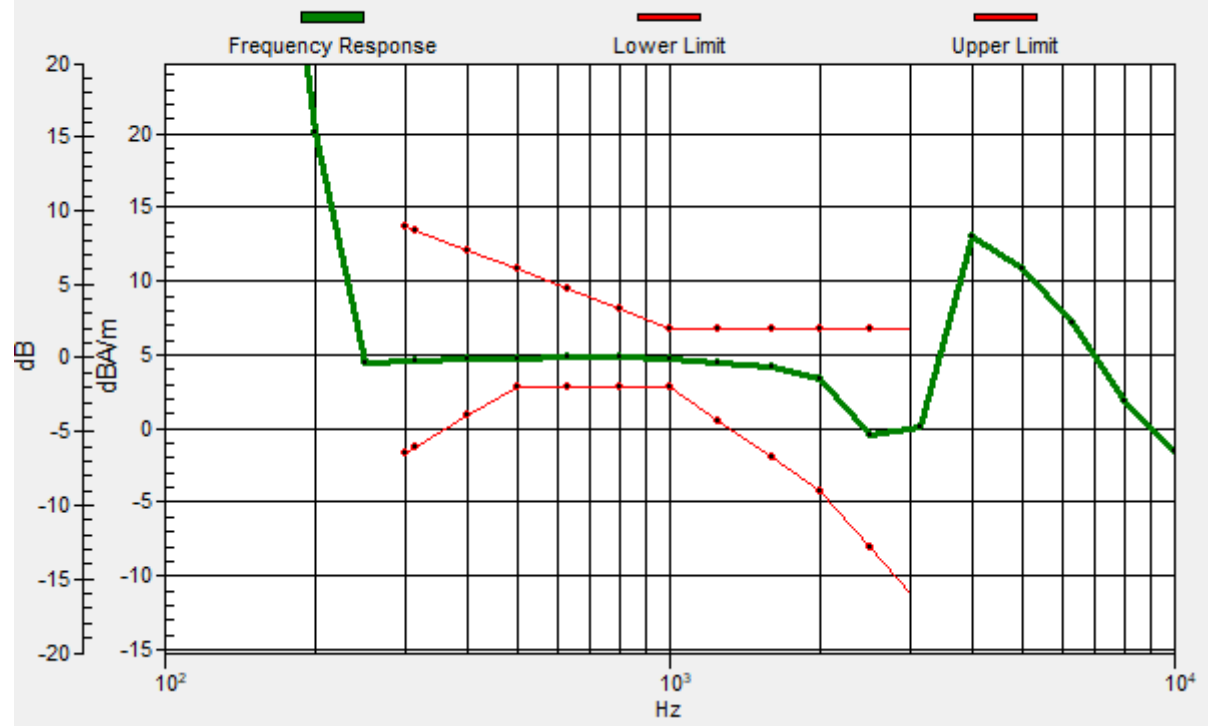


0 dB = 416.0 = 52.38 dB



# General Scans/z (axial) wideband at best S/N/ABM Freq Resp(x,y,z,f)

Loc: -2.5, 9, 3.7 mm Diff: 1.93dB



### #30\_HAC\_T-Coil\_WCDMA IV\_HSPA\_Ch1413\_Transversal (Y)\_WFC

Communication System: WCDMA; Frequency: 1732.6 MHz

Medium: Air Medium parameters used:  $\sigma = 0$  S/m,  $\epsilon_r = 1$ ;  $\rho = 0$  kg/m<sup>3</sup>

Ambient Temperature : 23.6 °C

#### DASY5 Configuration

- Probe: AM1DV3 - 3130; ; Calibrated: 2021/8/26
- Sensor-Surface: 0mm (Fix Surface)
- Electronics: DAE4 Sn1311; Calibrated: 2021/8/20
- Phantom: HAC Test Arch with AMCC; Type: SD HAC P01 BA;
- Measurement SW: DASY52, Version 52.10 (4); SEMCAD X Version 14.6.14 (7483)


#### General Scans/y (transversal) 4.2mm 50 x 50/ABM Interpolated SNR(x,y,z) (121x121x1):

Interpolated grid: dx=1.000 mm, dy=1.000 mm

ABM1/ABM2 = 43.54 dB

ABM1 comp = -4.57 dBA/m

Location: -2.3, 17, 3.7 mm



0 dB = 150.3 = 43.54 dB

## #31\_HAC\_T-Coil\_WCDMA V\_HSPA\_Ch4182\_Axial (Z)\_WFC

Communication System: WCDMA; Frequency: 836.4 MHz

Medium: Air Medium parameters used:  $\sigma = 0$  S/m,  $\epsilon_r = 1$ ;  $\rho = 0$  kg/m<sup>3</sup>

Ambient Temperature : 23.6 °C

### DASY5 Configuration

- Probe: AM1DV3 - 3130; ; Calibrated: 2021/8/26
- Sensor-Surface: 0mm (Fix Surface)
- Electronics: DAE4 Sn1311; Calibrated: 2021/8/20
- Phantom: HAC Test Arch with AMCC; Type: SD HAC P01 BA;
- Measurement SW: DASY52, Version 52.10 (4); SEMCAD X Version 14.6.14 (7483)


### General Scans/z (axial) 4.2mm 50 x 50/ABM Interpolated SNR(x,y,z) (121x121x1):

Interpolated grid: dx=1.000 mm, dy=1.000 mm

ABM1/ABM2 = 50.61 dB

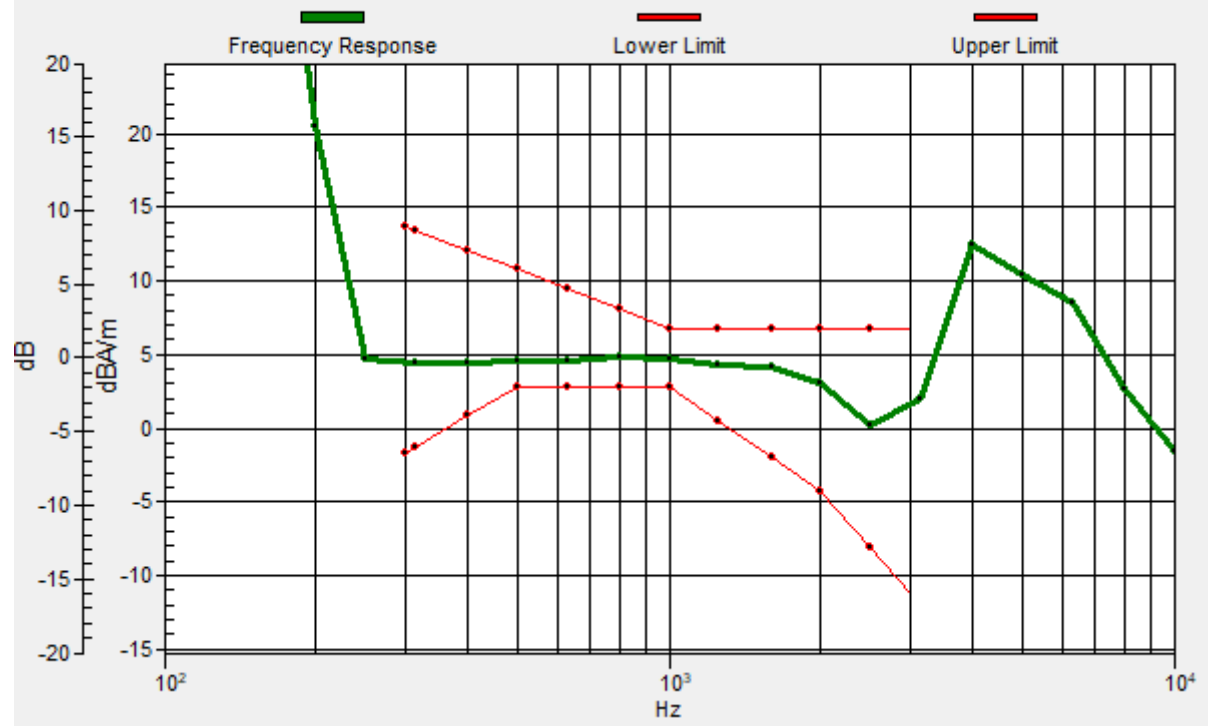
ABM1 comp = 3.75 dBA/m

Location: -2.3, 9.3, 3.7 mm



# General Scans/z (axial) wideband at best S/N/ABM Freq Resp(x,y,z,f)

Loc: -2.6, 9, 3.7 mm Diff: 1.75dB



### #31\_HAC\_T-Coil\_WCDMA V\_HSPA\_Ch4182\_Transversal (Y)\_WFC

Communication System: WCDMA; Frequency: 836.4 MHz

Medium: Air Medium parameters used:  $\sigma = 0$  S/m,  $\epsilon_r = 1$ ;  $\rho = 0$  kg/m<sup>3</sup>

Ambient Temperature : 23.6 °C

#### DASY5 Configuration

- Probe: AM1DV3 - 3130; ; Calibrated: 2021/8/26
- Sensor-Surface: 0mm (Fix Surface)
- Electronics: DAE4 Sn1311; Calibrated: 2021/8/20
- Phantom: HAC Test Arch with AMCC; Type: SD HAC P01 BA;
- Measurement SW: DASY52, Version 52.10 (4); SEMCAD X Version 14.6.14 (7483)


#### General Scans/y (transversal) 4.2mm 50 x 50/ABM Interpolated SNR(x,y,z) (121x121x1):

Interpolated grid: dx=1.000 mm, dy=1.000 mm

ABM1/ABM2 = 42.85 dB

ABM1 comp = -4.54 dBA/m

Location: -3, 17.7, 3.7 mm



0 dB = 138.8 = 42.85 dB

## #32\_HAC\_T-Coil\_LTE Band 7\_20M\_QPSK\_1\_0\_Ch21100\_Axial (Z)\_WFC

Communication System: LTE; Frequency: 1880 MHz

Medium: Air Medium parameters used:  $\sigma = 0$  S/m,  $\epsilon_r = 1$ ;  $\rho = 0$  kg/m<sup>3</sup>

Ambient Temperature : 23.6 °C

### DASY5 Configuration

- Probe: AM1DV3 - 3130; ; Calibrated: 2021/8/26
- Sensor-Surface: 0mm (Fix Surface)
- Electronics: DAE4 Sn1311; Calibrated: 2021/8/20
- Phantom: HAC Test Arch with AMCC; Type: SD HAC P01 BA;
- Measurement SW: DASY52, Version 52.10 (4); SEMCAD X Version 14.6.14 (7483)


### General Scans/z (axial) 4.2mm 50 x 50/ABM Interpolated SNR(x,y,z) (121x121x1):

Interpolated grid: dx=1.000 mm, dy=1.000 mm

ABM1/ABM2 = 51.58 dB

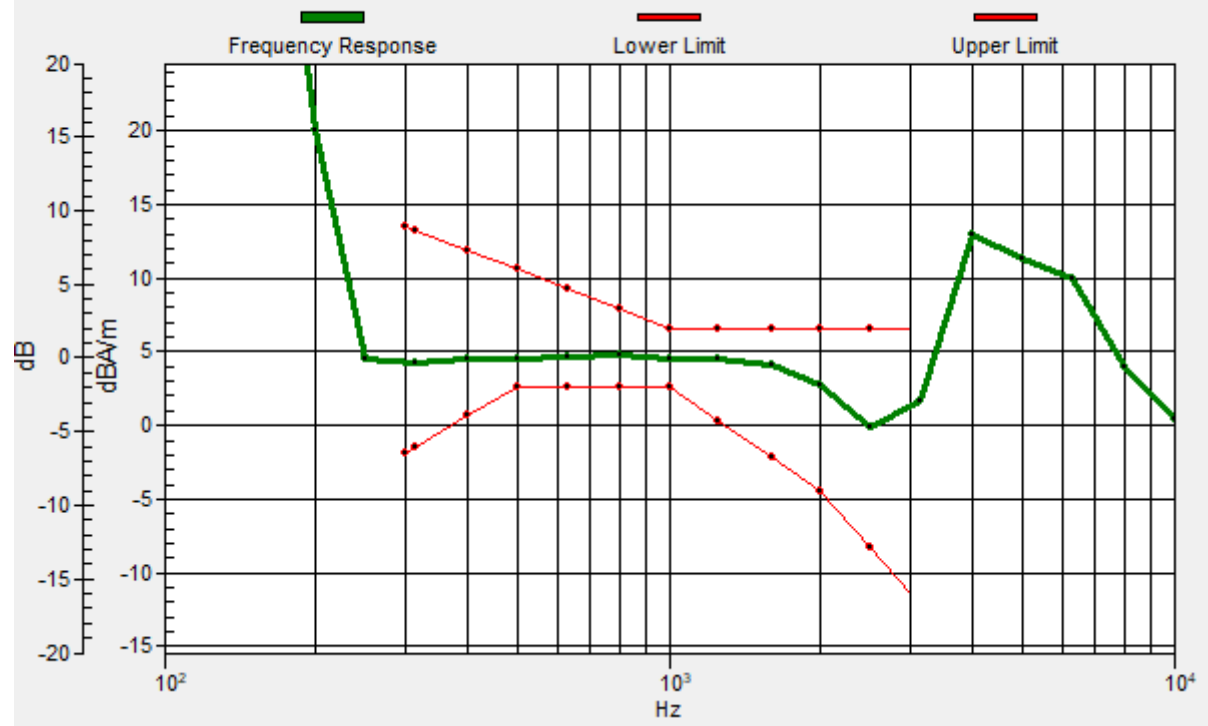
ABM1 comp = 3.41 dBA/m

Location: -3, 7.9, 3.7 mm



# General Scans/z (axial) wideband at best S/N/ABM Freq Resp(x,y,z,f)

Loc: -2.7, 8.3, 3.7 mm Diff: 1.92dB



## #32\_HAC\_T-Coil\_LTE Band 7\_20M\_QPSK\_1\_0\_Ch21100\_Transversal (Y)\_WFC

Communication System: LTE; Frequency: 1880 MHz

Medium: Air Medium parameters used:  $\sigma = 0$  S/m,  $\epsilon_r = 1$ ;  $\rho = 0$  kg/m<sup>3</sup>

Ambient Temperature : 23.6 °C

### DASY5 Configuration

- Probe: AM1DV3 - 3130; ; Calibrated: 2021/8/26
- Sensor-Surface: 0mm (Fix Surface)
- Electronics: DAE4 Sn1311; Calibrated: 2021/8/20
- Phantom: HAC Test Arch with AMCC; Type: SD HAC P01 BA;
- Measurement SW: DASY52, Version 52.10 (4); SEMCAD X Version 14.6.14 (7483)


### General Scans/y (transversal) 4.2mm 50 x 50/ABM Interpolated SNR(x,y,z) (121x121x1):

Interpolated grid: dx=1.000 mm, dy=1.000 mm

ABM1/ABM2 = 41.56 dB

ABM1 comp = -4.64 dBA/m

Location: -2.3, 17.7, 3.7 mm



0 dB = 119.6 = 41.55 dB



### #33\_HAC\_T-Coil\_LTE Band 41\_20M\_QPSK\_1\_0\_Ch40620\_Axial (Z)\_WFC

Communication System: LTE TDD; Frequency: 2593 MHz

Medium: Air Medium parameters used:  $\sigma = 0$  S/m,  $\epsilon_r = 1$ ;  $\rho = 0$  kg/m<sup>3</sup>

Ambient Temperature : 23.6 °C

#### DASY5 Configuration

- Probe: AM1DV3 - 3130; ; Calibrated: 2021/8/26
- Sensor-Surface: 0mm (Fix Surface)
- Electronics: DAE4 Sn1311; Calibrated: 2021/8/20
- Phantom: HAC Test Arch with AMCC; Type: SD HAC P01 BA;
- Measurement SW: DASY52, Version 52.10 (4); SEMCAD X Version 14.6.14 (7483)


#### General Scans/z (axial) 4.2mm 50 x 50/ABM Interpolated SNR(x,y,z) (121x121x1):

Interpolated grid: dx=1.000 mm, dy=1.000 mm

ABM1/ABM2 = 34.21 dB

ABM1 comp = 3.36 dBA/m

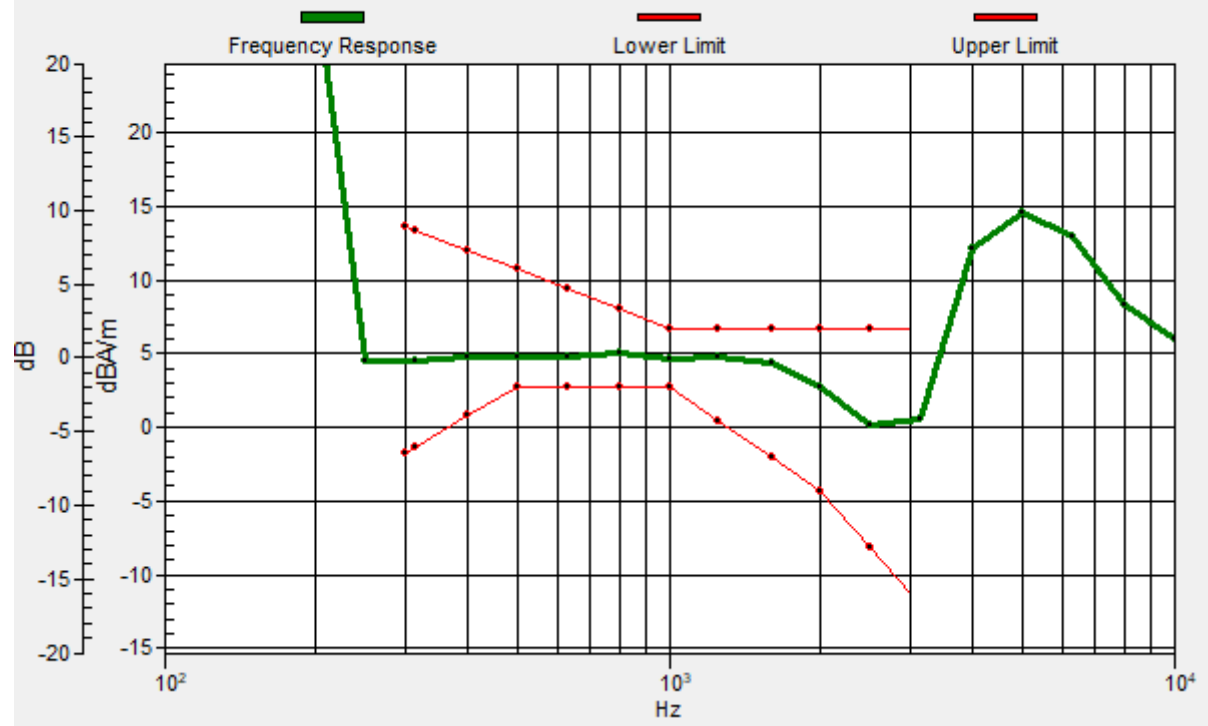
Location: -2.3, 7.9, 3.7 mm



0 dB = 51.32 = 34.21 dB

# General Scans/z (axial) wideband at best S/N/ABM Freq Resp(x,y,z,f)

Loc: -2.5, 8.2, 3.7 mm Diff: 1.92dB



### #33\_HAC\_T-Coil\_LTE Band 41\_20M\_QPSK\_1\_0\_Ch40620\_Transversal (Y)\_WFC

Communication System: LTE TDD; Frequency: 2593 MHz

Medium: Air Medium parameters used:  $\sigma = 0$  S/m,  $\epsilon_r = 1$ ;  $\rho = 0$  kg/m<sup>3</sup>

Ambient Temperature : 23.6 °C

#### DASY5 Configuration

- Probe: AM1DV3 - 3130; ; Calibrated: 2021/8/26
- Sensor-Surface: 0mm (Fix Surface)
- Electronics: DAE4 Sn1311; Calibrated: 2021/8/20
- Phantom: HAC Test Arch with AMCC; Type: SD HAC P01 BA;
- Measurement SW: DASY52, Version 52.10 (4); SEMCAD X Version 14.6.14 (7483)


#### General Scans/y (transversal) 4.2mm 50 x 50/ABM Interpolated SNR(x,y,z) (121x121x1):

Interpolated grid: dx=1.000 mm, dy=1.000 mm

ABM1/ABM2 = 37.33 dB

ABM1 comp = -6.94 dBA/m

Location: -3.7, -7.5, 3.7 mm



0 dB = 73.57 = 37.33 dB

## #34\_HAC\_T-Coil\_WLAN2.4GHz\_802.11b 1Mbps\_Ch6\_Axial (Z)\_WFC

Communication System: 802.11b; Frequency: 2437 MHz

Medium: Air Medium parameters used:  $\sigma = 0$  S/m,  $\epsilon_r = 1$ ;  $\rho = 0$  kg/m<sup>3</sup>

Ambient Temperature : 23.6 °C

### DASY5 Configuration

- Probe: AM1DV3 - 3130; ; Calibrated: 2021/8/26
- Sensor-Surface: 0mm (Fix Surface)
- Electronics: DAE4 Sn1311; Calibrated: 2021/8/20
- Phantom: HAC Test Arch with AMCC; Type: SD HAC P01 BA;
- Measurement SW: DASY52, Version 52.10 (4); SEMCAD X Version 14.6.14 (7483)


### General Scans/z (axial) 4.2mm 50 x 50/ABM Interpolated SNR(x,y,z) (121x121x1):

Interpolated grid: dx=1.000 mm, dy=1.000 mm

ABM1/ABM2 = 36.89 dB

ABM1 comp = 3.41 dBA/m

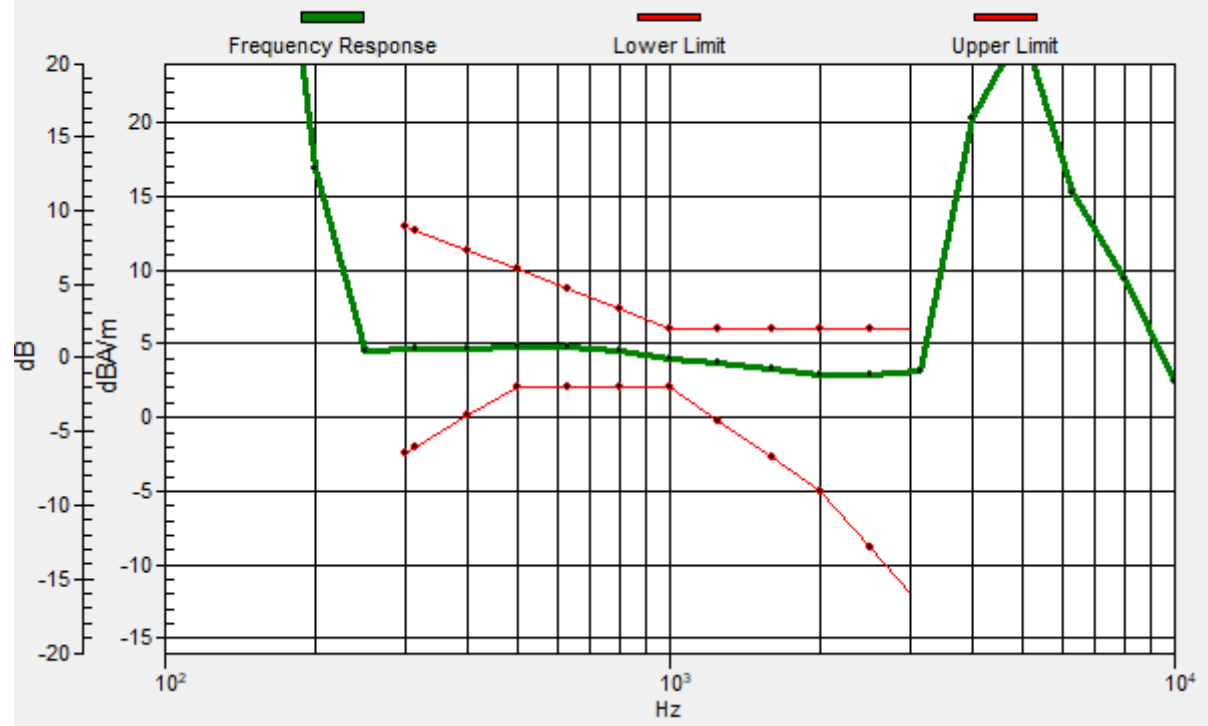
Location: -3, 9.3, 3.7 mm



0 dB = 69.89 = 36.89 dB

# General Scans/z (axial) wideband at best S/N/ABM Freq Resp(x,y,z,f)

Loc: -2.8, 9, 3.7 mm Diff: 2dB



### #34\_HAC\_T-Coil\_WLAN2.4GHz\_802.11b 1Mbps\_Ch6\_Transversal (Y)\_WFC

Communication System: 802.11b; Frequency: 2437 MHz

Medium: Air Medium parameters used:  $\sigma = 0$  S/m,  $\epsilon_r = 1$ ;  $\rho = 0$  kg/m<sup>3</sup>

Ambient Temperature : 23.6 °C

#### DASY5 Configuration

- Probe: AM1DV3 - 3130; ; Calibrated: 2021/8/26
- Sensor-Surface: 0mm (Fix Surface)
- Electronics: DAE4 Sn1311; Calibrated: 2021/8/20
- Phantom: HAC Test Arch with AMCC; Type: SD HAC P01 BA;
- Measurement SW: DASY52, Version 52.10 (4); SEMCAD X Version 14.6.14 (7483)


#### General Scans/y (transversal) 4.2mm 50 x 50/ABM Interpolated SNR(x,y,z) (121x121x1):

Interpolated grid: dx=1.000 mm, dy=1.000 mm

ABM1/ABM2 = 39.05 dB

ABM1 comp = -5.92 dBA/m

Location: -3.7, -6.8, 3.7 mm



0 dB = 89.67 = 39.05 dB

### #35\_HAC\_T-Coil\_WLAN5GHz\_802.11a\_6Mbps\_Ch40\_Axial (Z);WFC

Communication System: 802.11a; Frequency: 5200 MHz

Medium: Air Medium parameters used:  $\sigma = 0$  S/m,  $\epsilon_r = 1$ ;  $\rho = 0$  kg/m<sup>3</sup>

Ambient Temperature : 23.6 °C

#### DASY5 Configuration

- Probe: AM1DV3 - 3130; ; Calibrated: 2021/8/26
- Sensor-Surface: 0mm (Fix Surface)
- Electronics: DAE4 Sn1311; Calibrated: 2021/8/20
- Phantom: HAC Test Arch with AMCC; Type: SD HAC P01 BA;
- Measurement SW: DASY52, Version 52.10 (4); SEMCAD X Version 14.6.14 (7483)


#### General Scans/z (axial) 4.2mm 50 x 50/ABM Interpolated SNR(x,y,z) (121x121x1):

Interpolated grid: dx=1.000 mm, dy=1.000 mm

ABM1/ABM2 = 43.26 dB

ABM1 comp = 3.84 dBA/m

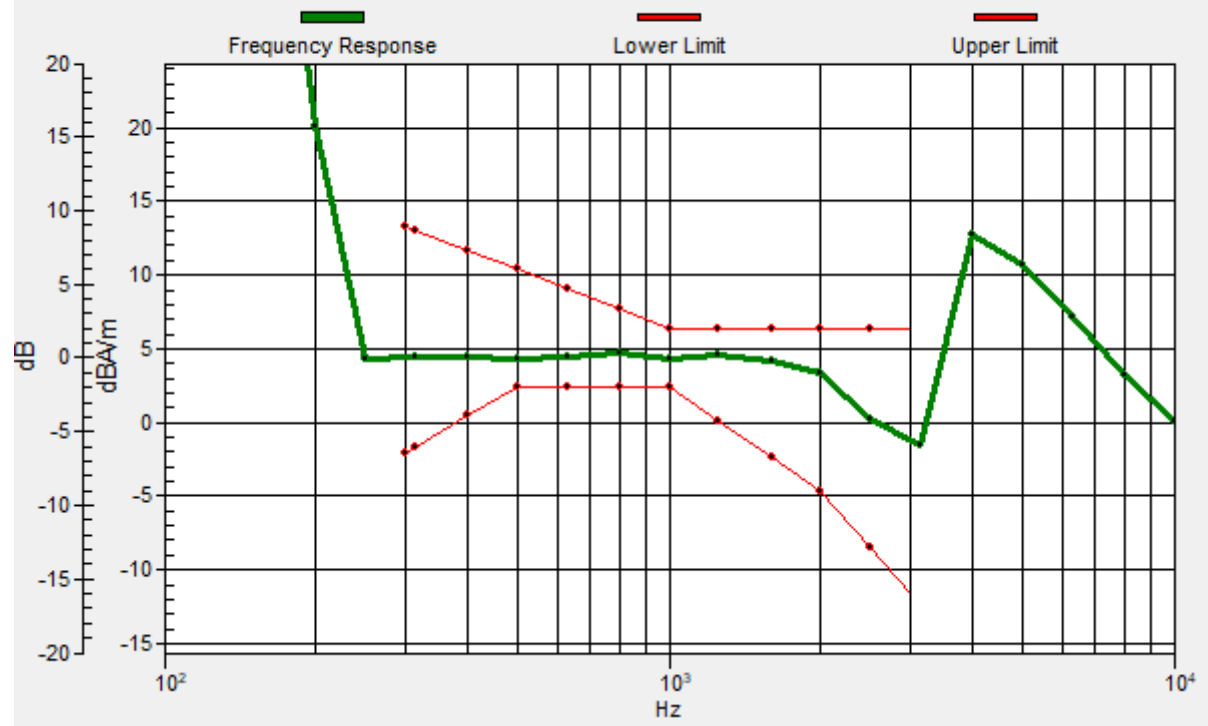
Location: -3, 10, 3.7 mm



0 dB = 145.5 = 43.26 dB

# General Scans/z (axial) wideband at best S/N/ABM Freq Resp(x,y,z,f)

Loc: -3.1, 9.7, 3.7 mm Diff: 1.79dB





### #35\_HAC\_T-Coil\_WLAN5GHz\_802.11a 6Mbps\_Ch40\_Transversal (Y);WFC

Communication System: 802.11a; Frequency: 5200 MHz

Medium: Air Medium parameters used:  $\sigma = 0$  S/m,  $\epsilon_r = 1$ ;  $\rho = 0$  kg/m<sup>3</sup>

Ambient Temperature : 23.6 °C

#### DASY5 Configuration

- Probe: AM1DV3 - 3130; ; Calibrated: 2021/8/26
- Sensor-Surface: 0mm (Fix Surface)
- Electronics: DAE4 Sn1311; Calibrated: 2021/8/20
- Phantom: HAC Test Arch with AMCC; Type: SD HAC P01 BA;
- Measurement SW: DASY52, Version 52.10 (4); SEMCAD X Version 14.6.14 (7483)


#### General Scans/y (transversal) 4.2mm 50 x 50/ABM Interpolated SNR(x,y,z) (121x121x1):

Interpolated grid: dx=1.000 mm, dy=1.000 mm

ABM1/ABM2 = 41.92 dB

ABM1 comp = -5.70 dBA/m

Location: -3, -4, 3.7 mm



0 dB = 124.7 = 41.92 dB

### #36\_HAC\_T-Coil\_WLAN5GHz\_802.11a\_6Mbps\_Ch60\_Axial (Z);WFC

Communication System:802.11a; Frequency: 5300 MHz

Medium: Air Medium parameters used:  $\sigma = 0$  S/m,  $\epsilon_r = 1$ ;  $\rho = 0$  kg/m<sup>3</sup>

Ambient Temperature : 23.6 °C

#### DASY5 Configuration

- Probe: AM1DV3 - 3130; ; Calibrated: 2021/8/26
- Sensor-Surface: 0mm (Fix Surface)
- Electronics: DAE4 Sn1311; Calibrated: 2021/8/20
- Phantom: HAC Test Arch with AMCC; Type: SD HAC P01 BA;
- Measurement SW: DASY52, Version 52.10 (4); SEMCAD X Version 14.6.14 (7483)

#### General Scans/z (axial) 4.2mm 50 x 50/ABM Interpolated SNR(x,y,z) (121x121x1):

Interpolated grid: dx=1.000 mm, dy=1.000 mm

ABM1/ABM2 = 40.74 dB

ABM1 comp = 3.15 dBA/m

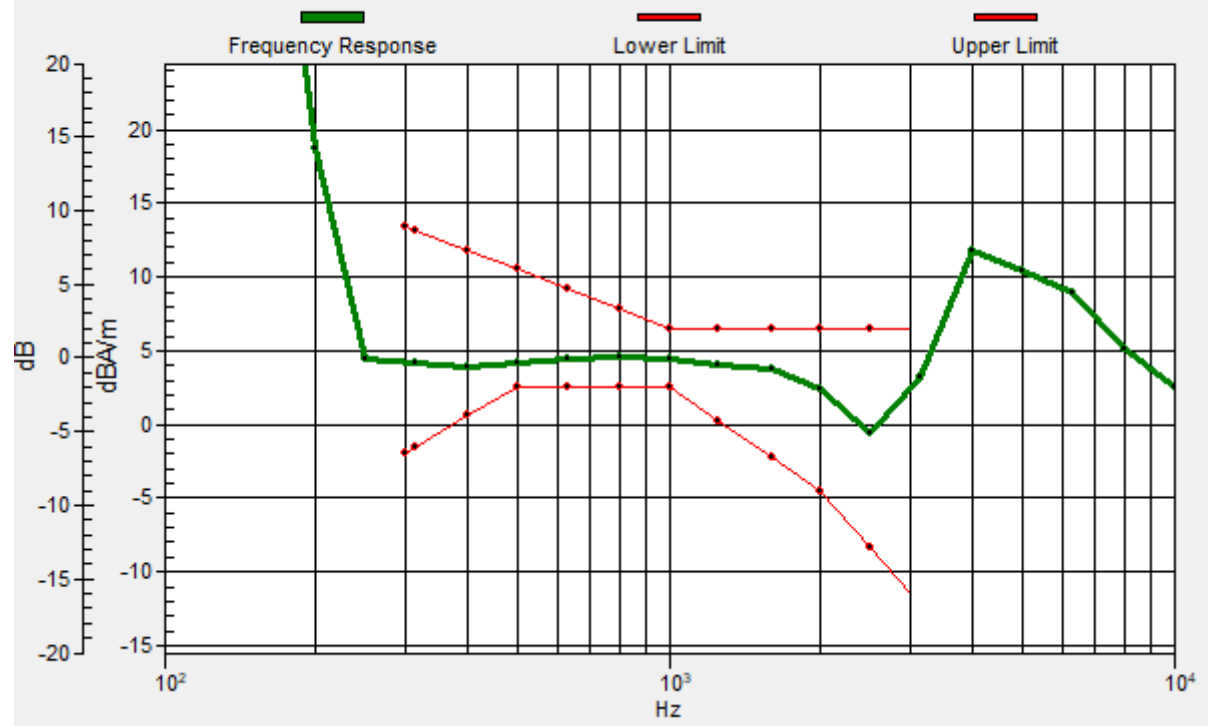
Location: -3, 6.5, 3.7 mm



0 dB = 108.9 = 40.74 dB

# General Scans/z (axial) wideband at best S/N/ABM Freq Resp(x,y,z,f)

Loc: -3.1, 6.6, 3.7 mm Diff: 1.6dB



### #36\_HAC\_T-Coil\_WLAN5GHz\_802.11a 6Mbps\_Ch60\_Transversal (Y);WFC

Communication System:802.11a; Frequency: 5300 MHz

Medium: Air Medium parameters used:  $\sigma = 0$  S/m,  $\epsilon_r = 1$ ;  $\rho = 0$  kg/m<sup>3</sup>

Ambient Temperature : 23.6 °C

#### DASY5 Configuration

- Probe: AM1DV3 - 3130; ; Calibrated: 2021/8/26
- Sensor-Surface: 0mm (Fix Surface)
- Electronics: DAE4 Sn1311; Calibrated: 2021/8/20
- Phantom: HAC Test Arch with AMCC; Type: SD HAC P01 BA;
- Measurement SW: DASY52, Version 52.10 (4); SEMCAD X Version 14.6.14 (7483)

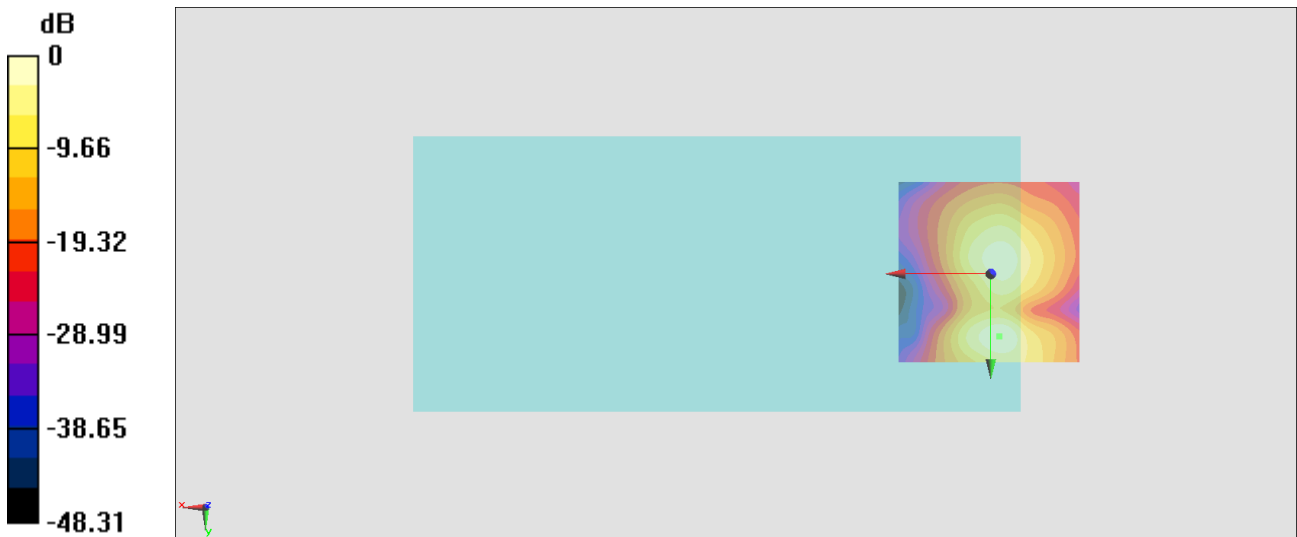
#### General Scans/y (transversal) 4.2mm 50 x 50/ABM Interpolated SNR(x,y,z) (121x121x1):

Interpolated grid: dx=1.000 mm, dy=1.000 mm

ABM1/ABM2 = 43.69 dB

ABM1 comp = -4.04 dBA/m

Location: -2.3, 17, 3.7 mm



0 dB = 153.0 = 43.69 dB

### #37\_HAC\_T-Coil\_WLAN5GHz\_802.11a\_6Mbps\_Ch124\_Axial (Z);WFC

Communication System: 802.11a; Frequency: 5620 MHz

Medium: Air Medium parameters used:  $\sigma = 0$  S/m,  $\epsilon_r = 1$ ;  $\rho = 0$  kg/m<sup>3</sup>

Ambient Temperature : 23.6 °C

#### DASY5 Configuration

- Probe: AM1DV3 - 3130; ; Calibrated: 2021/8/26
- Sensor-Surface: 0mm (Fix Surface)
- Electronics: DAE4 Sn1311; Calibrated: 2021/8/20
- Phantom: HAC Test Arch with AMCC; Type: SD HAC P01 BA;
- Measurement SW: DASY52, Version 52.10 (4); SEMCAD X Version 14.6.14 (7483)

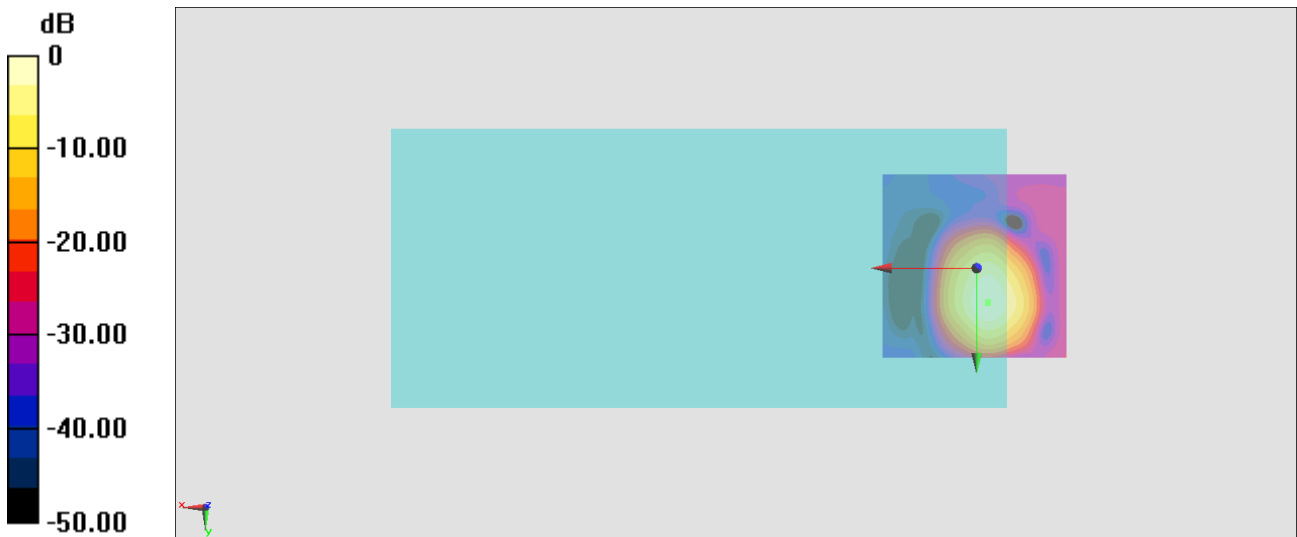
#### General Scans/z (axial) 4.2mm 50 x 50/ABM Interpolated SNR(x,y,z) (121x121x1):

Interpolated grid: dx=1.000 mm, dy=1.000 mm

ABM1/ABM2 = 42.96 dB

ABM1 comp = 3.79 dBA/m

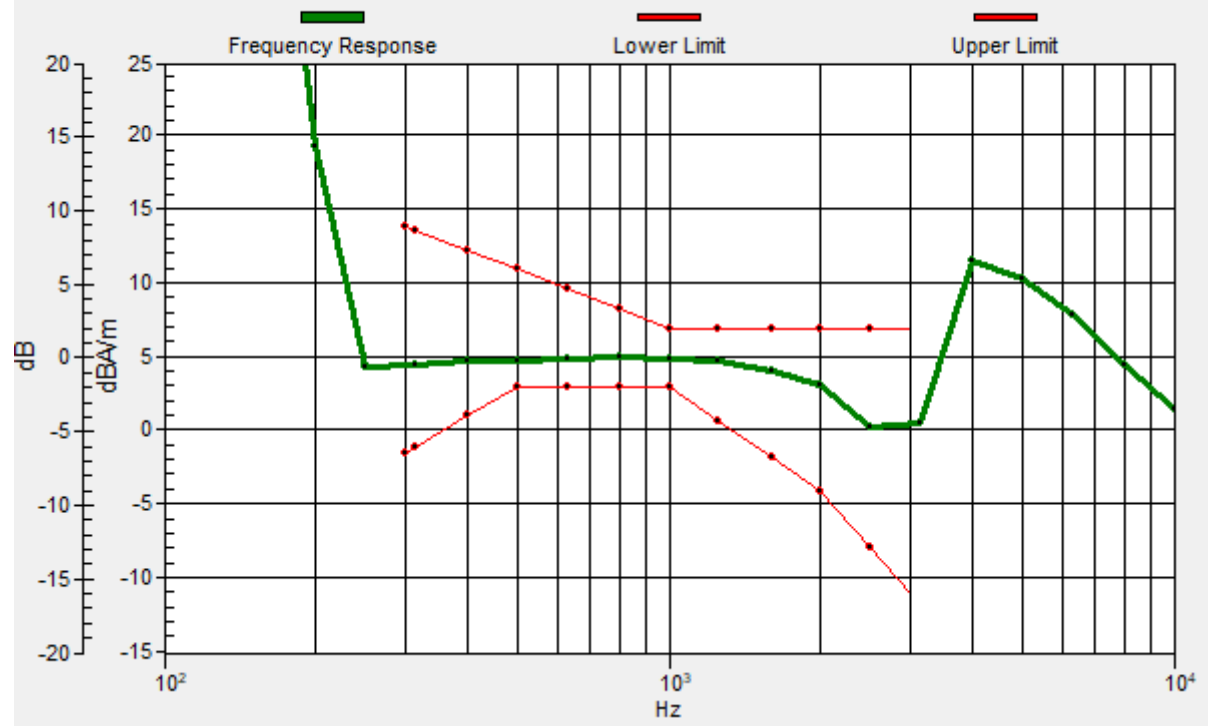
Location: -3, 9.3, 3.7 mm



0 dB = 140.6 = 42.96 dB

# General Scans/z (axial) wideband at best S/N/ABM Freq Resp(x,y,z,f)

Loc: -3.1, 9.2, 3.7 mm Diff: 1.83dB



## #37\_HAC\_T-Coil\_WLAN5GHz\_802.11a 6Mbps\_Ch124\_Transversal (Y);WFC

Communication System: 802.11a; Frequency: 5620 MHz

Medium: Air Medium parameters used:  $\sigma = 0$  S/m,  $\epsilon_r = 1$ ;  $\rho = 0$  kg/m<sup>3</sup>

Ambient Temperature : 23.6 °C

### DASY5 Configuration

- Probe: AM1DV3 - 3130; ; Calibrated: 2021/8/26
- Sensor-Surface: 0mm (Fix Surface)
- Electronics: DAE4 Sn1311; Calibrated: 2021/8/20
- Phantom: HAC Test Arch with AMCC; Type: SD HAC P01 BA;
- Measurement SW: DASY52, Version 52.10 (4); SEMCAD X Version 14.6.14 (7483)


### General Scans/y (transversal) 4.2mm 50 x 50/ABM Interpolated SNR(x,y,z) (121x121x1):

Interpolated grid: dx=1.000 mm, dy=1.000 mm

ABM1/ABM2 = 42.37 dB

ABM1 comp = -3.79 dBA/m

Location: -3, 17.7, 3.7 mm



0 dB = 131.4 = 42.37 dB

### #38\_HAC\_T-Coil\_WLAN5GHz\_802.11a\_6Mbps\_Ch157\_Axial (Z);WFC

Communication System: 802.11a; Frequency: 5785 MHz;

Medium: Air Medium parameters used:  $\sigma = 0$  S/m,  $\epsilon_r = 1$ ;  $\rho = 0$  kg/m<sup>3</sup>

Ambient Temperature : 23.6 °C

#### DASY5 Configuration

- Probe: AM1DV3 - 3130; ; Calibrated: 2021/8/26
- Sensor-Surface: 0mm (Fix Surface)
- Electronics: DAE4 Sn1311; Calibrated: 2021/8/20
- Phantom: HAC Test Arch with AMCC; Type: SD HAC P01 BA;
- Measurement SW: DASY52, Version 52.10 (4); SEMCAD X Version 14.6.14 (7483)

#### General Scans/z (axial) 4.2mm 50 x 50/ABM Interpolated SNR(x,y,z) (121x121x1):

Interpolated grid: dx=1.000 mm, dy=1.000 mm

ABM1/ABM2 = 43.70 dB

ABM1 comp = 3.67 dBA/m

Location: -3, 9.3, 3.7 mm

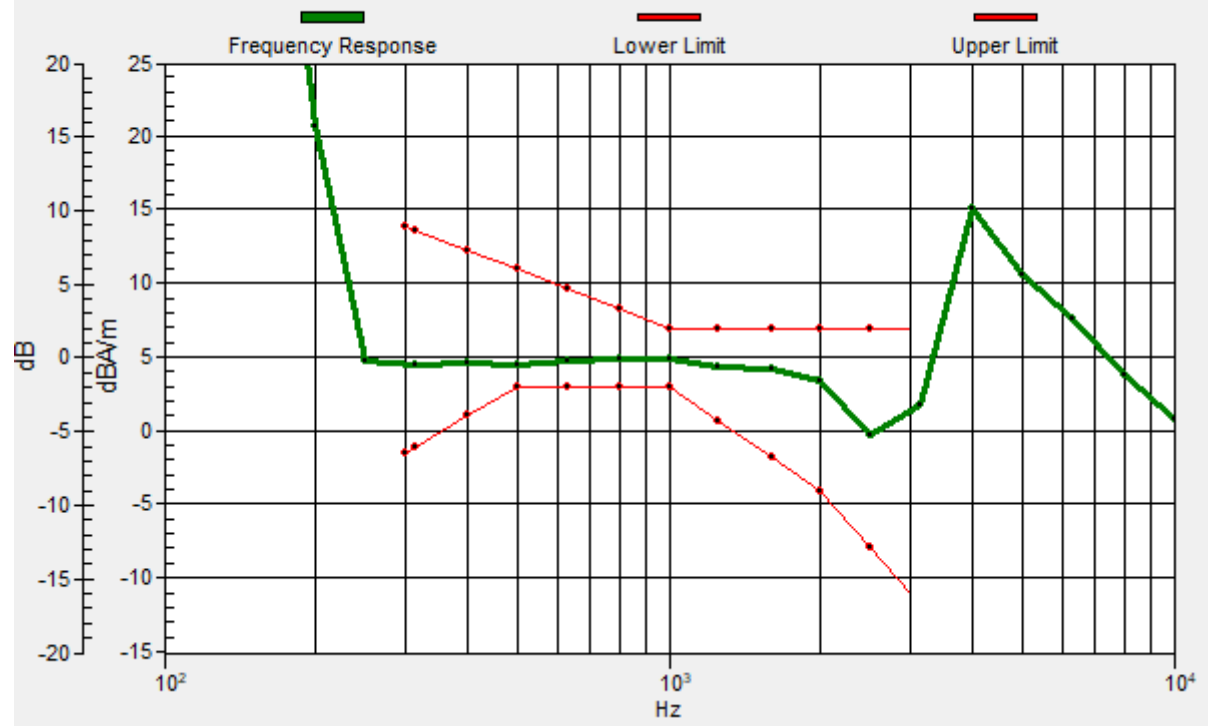


0 dB = 153.1 = 43.70 dB



# General Scans/z (axial) wideband at best S/N/ABM Freq Resp(x,y,z,f)

Loc: -3, 9.2, 3.7 mm Diff: 1.57dB



### #38\_HAC\_T-Coil\_WLAN5GHz\_802.11a 6Mbps\_Ch157\_Transversal (Y);WFC

Communication System: 802.11a; Frequency: 5785 MHz

Medium: Air Medium parameters used:  $\sigma = 0$  S/m,  $\epsilon_r = 1$ ;  $\rho = 0$  kg/m<sup>3</sup>

Ambient Temperature : 23.6 °C

#### DASY5 Configuration

- Probe: AM1DV3 - 3130; ; Calibrated: 2021/8/26
- Sensor-Surface: 0mm (Fix Surface)
- Electronics: DAE4 Sn1311; Calibrated: 2021/8/20
- Phantom: HAC Test Arch with AMCC; Type: SD HAC P01 BA;
- Measurement SW: DASY52, Version 52.10 (4); SEMCAD X Version 14.6.14 (7483)

#### General Scans/y (transversal) 4.2mm 50 x 50/ABM Interpolated SNR(x,y,z) (121x121x1):

Interpolated grid: dx=1.000 mm, dy=1.000 mm

ABM1/ABM2 = 42.27 dB

ABM1 comp = -5.48 dBA/m

Location: -3, -4, 3.7 mm



0 dB = 129.8 = 42.27 dB

### #39\_HAC\_T-Coil\_LTE Band 14\_10M\_QPSK\_1\_0\_Ch23330\_Axial (Z)\_WFC

Communication System: LTE; Frequency: 793 MHz

Medium: Air Medium parameters used:  $\sigma = 0$  S/m,  $\epsilon_r = 1$ ;  $\rho = 0$  kg/m<sup>3</sup>

Ambient Temperature : 23.6 °C

#### DASY5 Configuration

- Probe: AM1DV3 - 3130; ; Calibrated: 2021/8/26
- Sensor-Surface: 0mm (Fix Surface)
- Electronics: DAE4 Sn1311; Calibrated: 2021/8/20
- Phantom: HAC Test Arch with AMCC; Type: SD HAC P01 BA;
- Measurement SW: DASY52, Version 52.10 (4); SEMCAD X Version 14.6.14 (7483)


#### General Scans/z (axial) 4.2mm 50 x 50/ABM Interpolated SNR(x,y,z) (121x121x1):

Interpolated grid: dx=1.000 mm, dy=1.000 mm

ABM1/ABM2 = 51.85 dB

ABM1 comp = 3.49 dBA/m

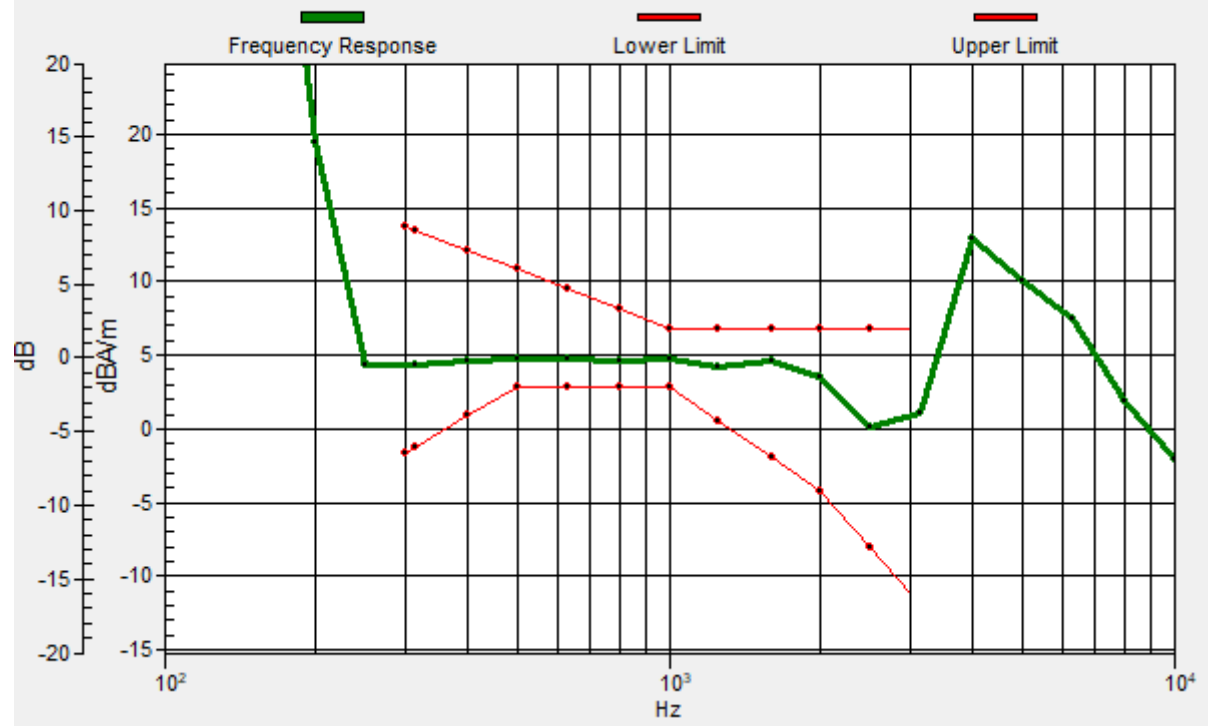
Location: -2.3, 7.9, 3.7 mm



0 dB = 391.2 = 51.85 dB

# General Scans/z (axial) wideband at best S/N/ABM Freq Resp(x,y,z,f)

Loc: -2.4, 8.2, 3.7 mm Diff: 1.86dB



### #39\_HAC\_T-Coil\_LTE Band 14\_10M\_QPSK\_1\_0\_Ch23330\_Transversal (Y)\_WFC

Communication System: LTE; Frequency: 793 MHz

Medium: Air Medium parameters used:  $\sigma = 0$  S/m,  $\epsilon_r = 1$ ;  $\rho = 0$  kg/m<sup>3</sup>

Ambient Temperature : 23.6 °C

#### DASY5 Configuration

- Probe: AM1DV3 - 3130; ; Calibrated: 2021/8/26
- Sensor-Surface: 0mm (Fix Surface)
- Electronics: DAE4 Sn1311; Calibrated: 2021/8/20
- Phantom: HAC Test Arch with AMCC; Type: SD HAC P01 BA;
- Measurement SW: DASY52, Version 52.10 (4); SEMCAD X Version 14.6.14 (7483)


#### General Scans/y (transversal) 4.2mm 50 x 50/ABM Interpolated SNR(x,y,z) (121x121x1):

Interpolated grid: dx=1.000 mm, dy=1.000 mm

ABM1/ABM2 = 43.60 dB

ABM1 comp = -4.39 dBA/m

Location: -3, 17, 3.7 mm



## #40\_HAC\_T-Coil\_LTE Band 48\_20M\_QPSK\_1\_0\_Ch55830\_Axial (Z)\_WFC

Communication System: LTE TDD; Frequency: 3609 MHz

Medium: Air Medium parameters used:  $\sigma = 0$  S/m,  $\epsilon_r = 1$ ;  $\rho = 0$  kg/m<sup>3</sup>

Ambient Temperature : 23.6 °C; Liquid Temperature : 22.6 °C

### DASY5 Configuration

- Probe: AM1DV3 - 3130; ; Calibrated: 2021/8/26
- Sensor-Surface: 0mm (Fix Surface)
- Electronics: DAE4 Sn1311; Calibrated: 2021/8/20
- Phantom: HAC Test Arch with AMCC; Type: SD HAC P01 BA;
- Measurement SW: DASY52, Version 52.10 (4); SEMCAD X Version 14.6.14 (7483)


### General Scans/z (axial) 4.2mm 50 x 50/ABM Interpolated SNR(x,y,z) (121x121x1):

Interpolated grid: dx=1.000 mm, dy=1.000 mm

ABM1/ABM2 = 37.63 dB

ABM1 comp = 3.65 dBA/m

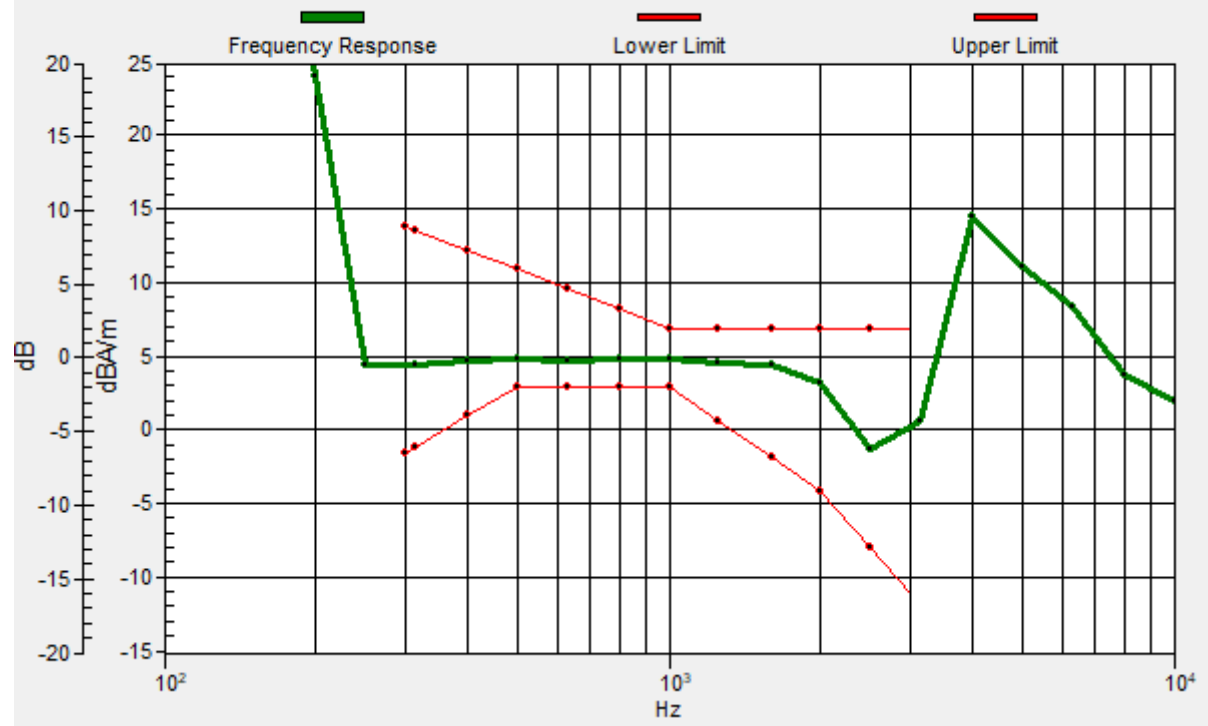
Location: -2.3, 8.6, 3.7 mm



0 dB = 76.11 = 37.63 dB

# General Scans/z (axial) wideband at best S/N/ABM Freq Resp(x,y,z,f)

Loc: -2.7, 8.5, 3.7 mm Diff: 1.84dB



## #40\_HAC\_T-Coil\_LTE Band 48\_20M\_QPSK\_1\_0\_Ch55830\_Transversal (Y)\_WFC

Communication System: LTE TDD; Frequency: 3609 MHz

Medium: Air Medium parameters used:  $\sigma = 0$  S/m,  $\epsilon_r = 1$ ;  $\rho = 0$  kg/m<sup>3</sup>

Ambient Temperature : 23.6 °C

### DASY5 Configuration

- Probe: AM1DV3 - 3130; ; Calibrated: 2021/8/26
- Sensor-Surface: 0mm (Fix Surface)
- Electronics: DAE4 Sn1311; Calibrated: 2021/8/20
- Phantom: HAC Test Arch with AMCC; Type: SD HAC P01 BA;
- Measurement SW: DASY52, Version 52.10 (4); SEMCAD X Version 14.6.14 (7483)


### General Scans/y (transversal) 4.2mm 50 x 50/ABM Interpolated SNR(x,y,z) (121x121x1):

Interpolated grid: dx=1.000 mm, dy=1.000 mm

ABM1/ABM2 = 40.00 dB

ABM1 comp = -5.89 dBA/m

Location: -3, -5.4, 3.7 mm



0 dB = 100.0 = 40.00 dB