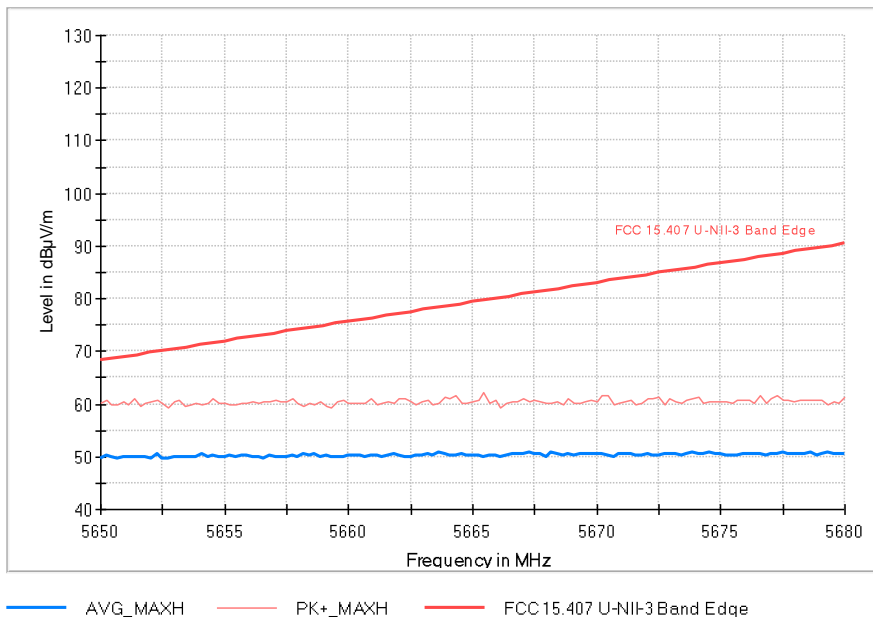


TESTED SAMPLES:	S/01
TESTED CONDITIONS MODES:	TC#01 (a mode chip 1 SISO)
TEST RESULTS:	PASS

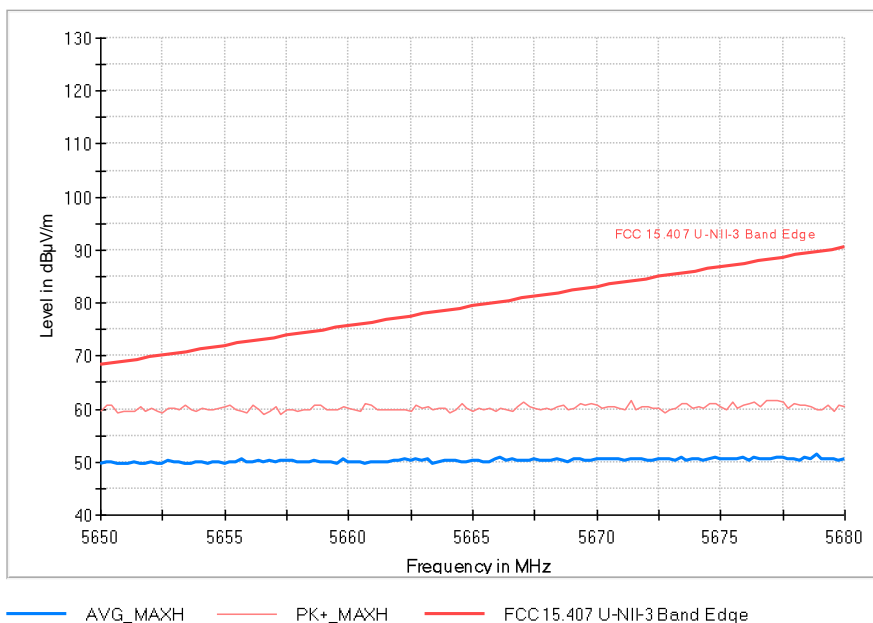
The plots below show the worst results obtained.

Radiated spurious emissions at band-edges and inside adjacent band 5.65 – 5.68 GHz.

Lowest Channel



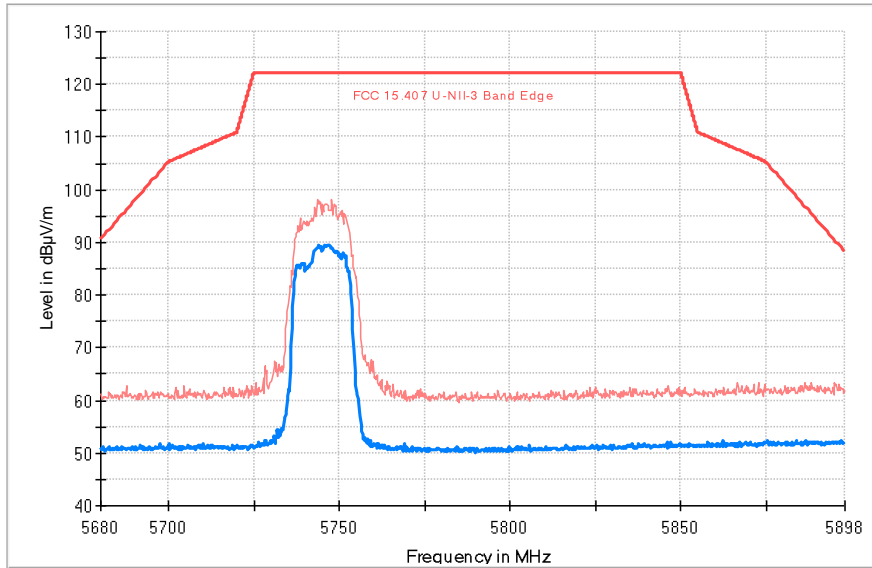
Highest Channel



Test Results (Cont.):

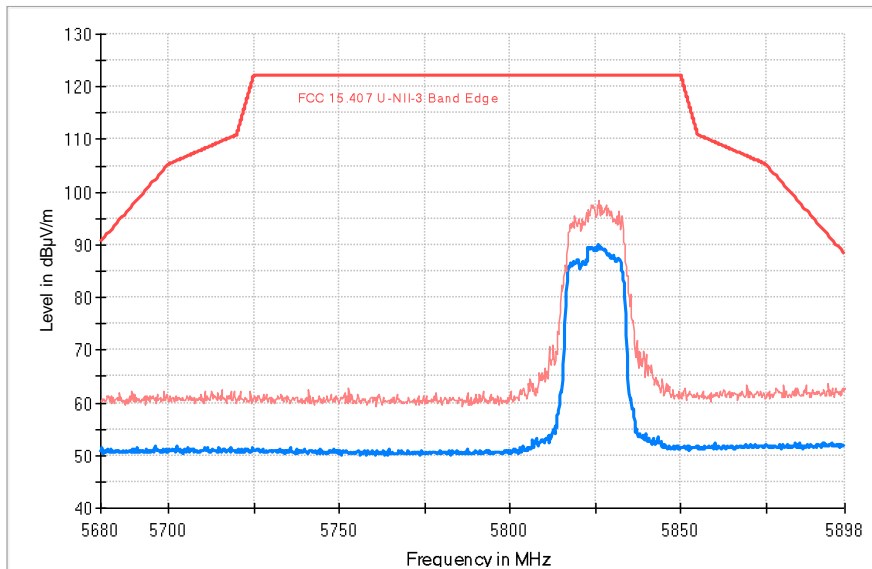
Radiated spurious emissions at band-edges and inside adjacent band 5.68 – 5.898 GHz

Lowest Channel



— AVG_MAXH — PK+_MAXH — FCC 15.407 U-NII-3 Band Edge

Highest Channel

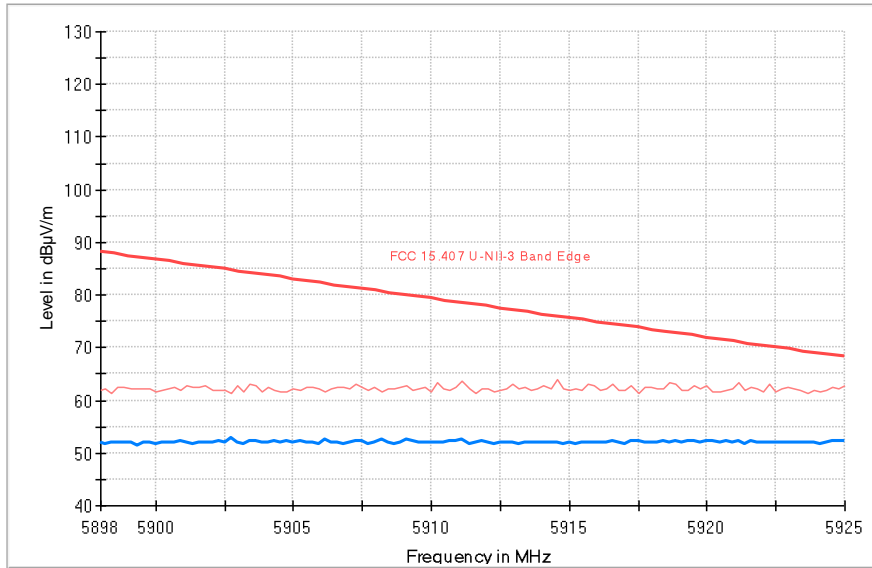


— AVG_MAXH — PK+_MAXH — FCC 15.407 U-NII-3 Band Edge

Test Results (Cont.):

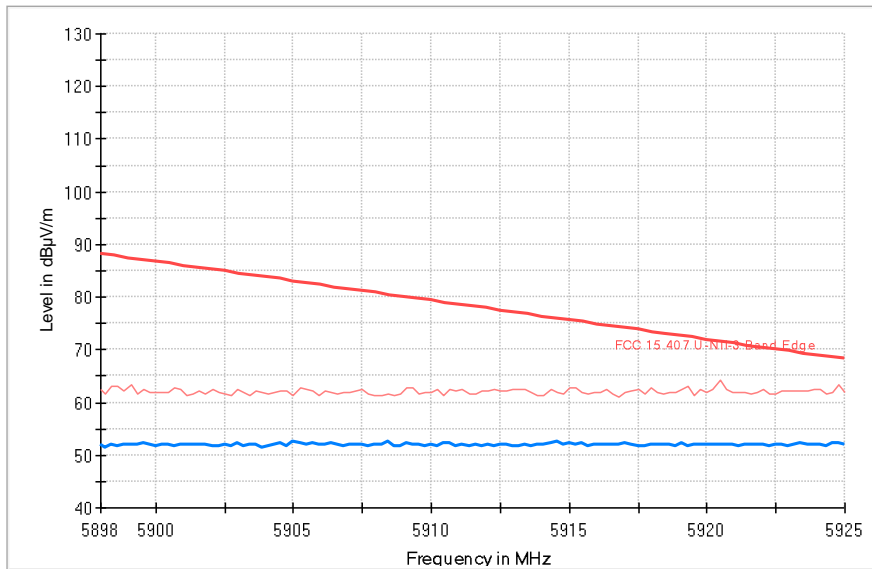
Radiated spurious emissions at band-edges and inside adjacent band 5.898 – 5.925 GHz.

Lowest Channel



— AVG_MAXH — PK+_MAXH — FCC 15.407 U-NII-3 Band Edge

Highest Channel



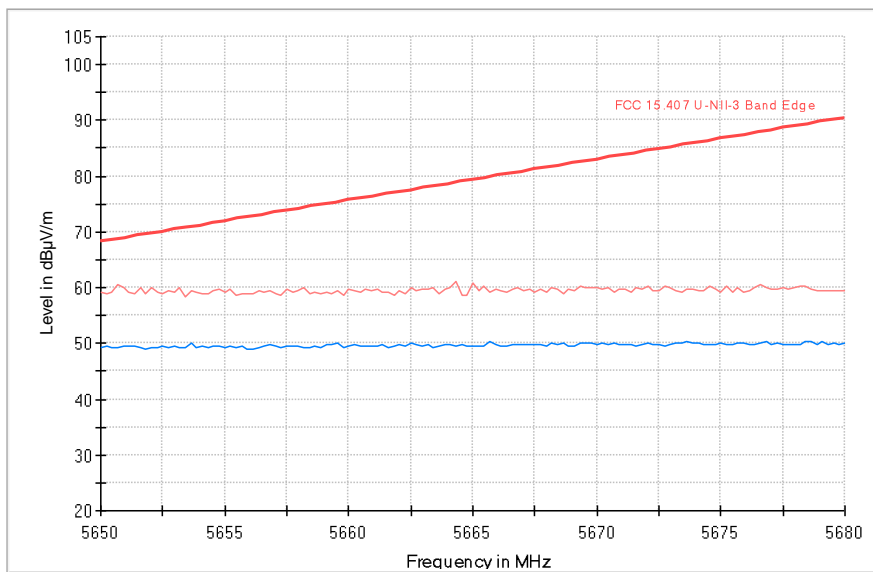
— AVG_MAXH — PK+_MAXH — FCC 15.407 U-NII-3 Band Edge

TESTED SAMPLES:	S/01
TESTED CONDITIONS MODES:	TC#02 (n40 mode chip 1 SISO)
TEST RESULTS:	PASS

The plots below show the worst results obtained.

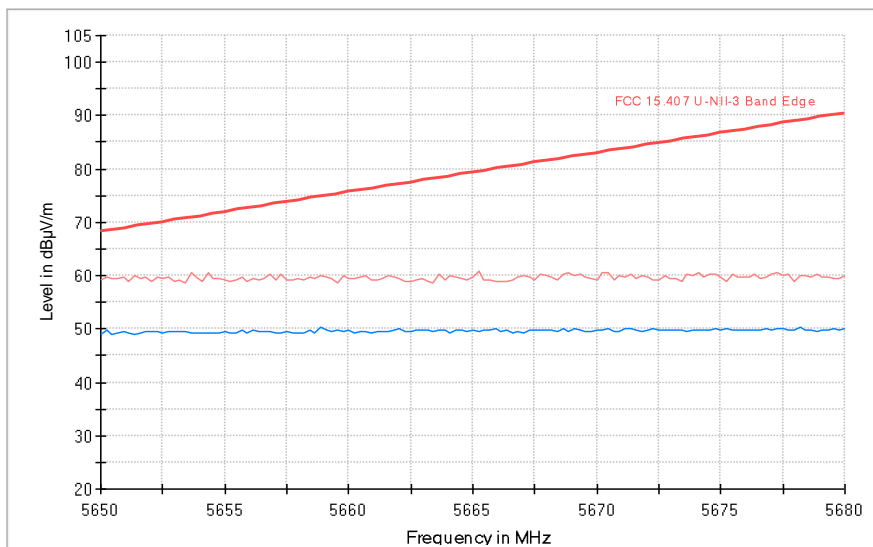
Radiated spurious emissions at band-edges and inside adjacent band 5.65 – 5.68 GHz.

Lowest Channel



— AVG_MAXH — PK+_MAXH — FCC 15.407 U-NII-3 Band Edge

Highest Channel

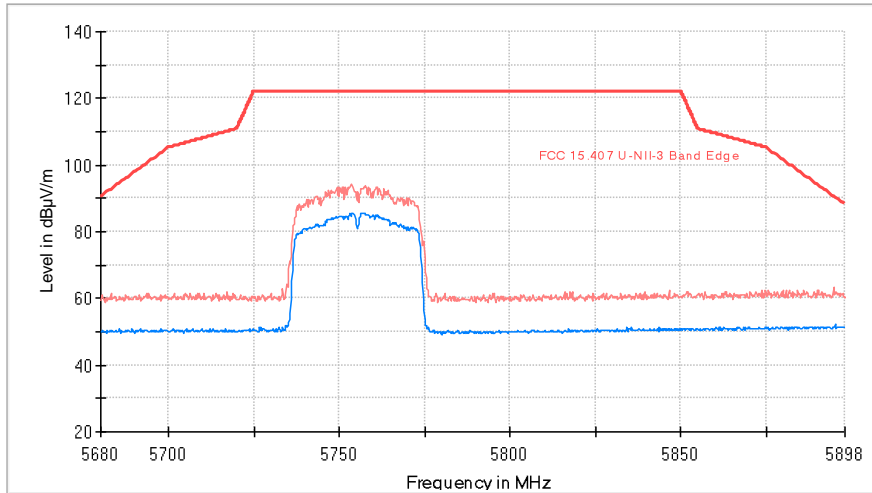


— AVG_MAXH — PK+_MAXH — FCC 15.407 U-NII-3 Band Edge

Test Results (Cont.):

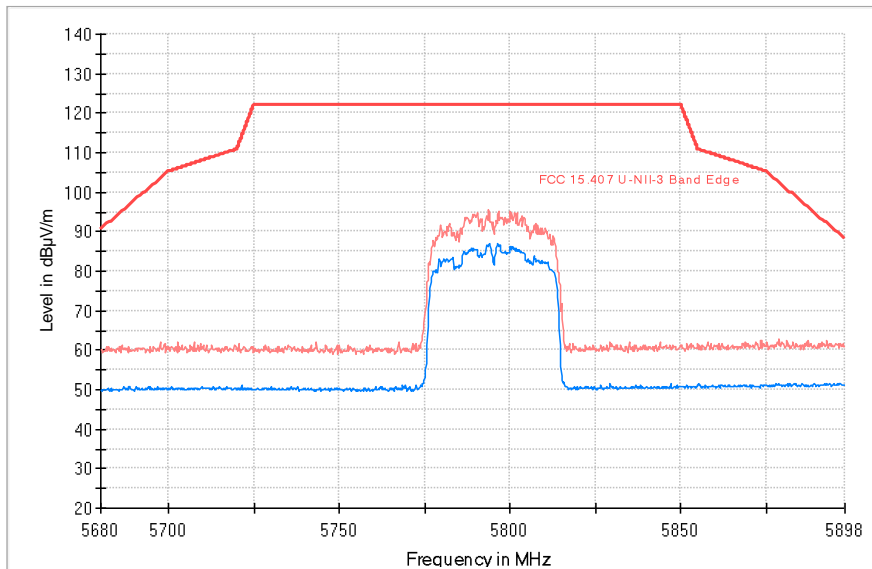
Radiated spurious emissions at band-edges and inside adjacent band 5.68 – 5.898 GHz

Lowest Channel



- AVG_MAXH
- PK+_MAXH
- TX limits to Spurious Emission FCC1 5.407 (1GHz to 40 GHz) Restricted Bands AVG Limit
- TX limits to Spurious Emission FCC1 5.407 (1GHz to 40 GHz) Restricted Bands PK Limit
- FCC 15.407 U-NII-3 Band Edge

Highest Channel

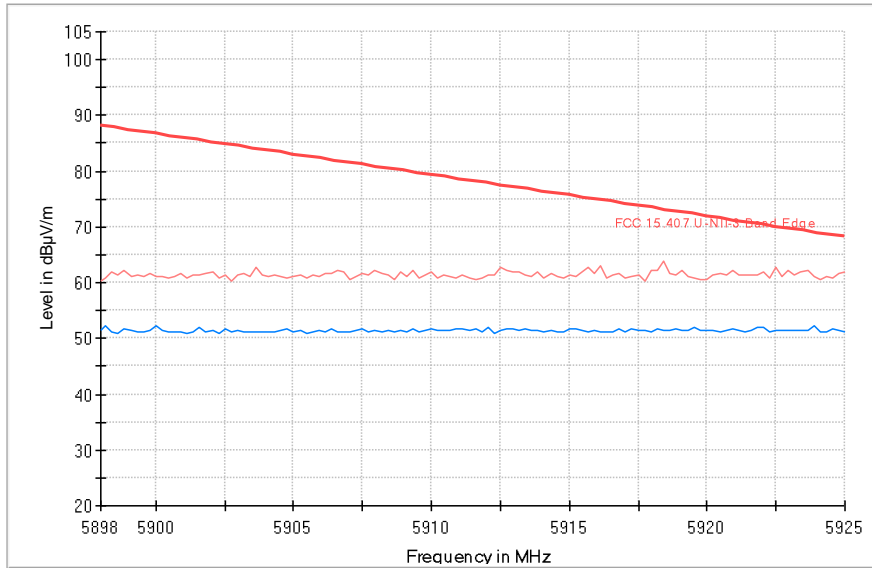


- AVG_MAXH
- PK+_MAXH
- FCC 15.407 U-NII-3 Band Edge

Test Results (Cont.):

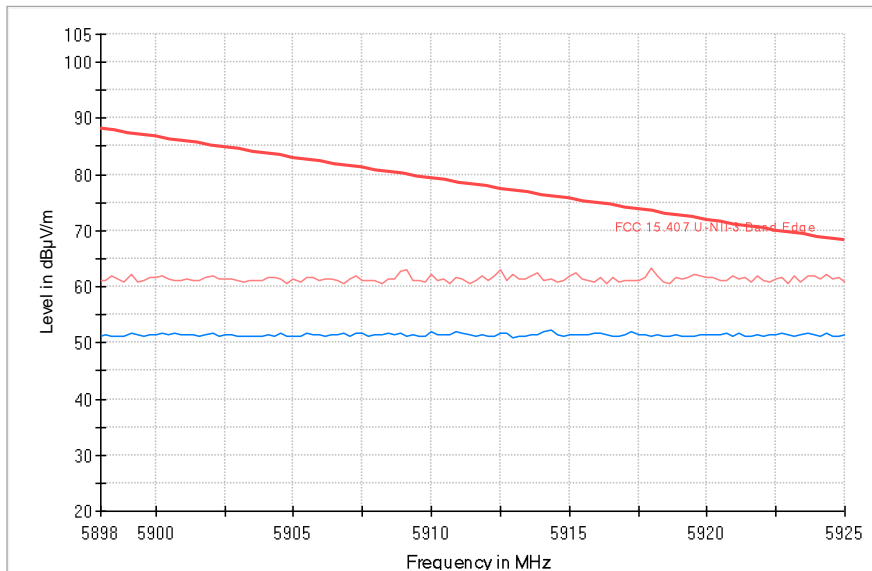
Radiated spurious emissions at band-edges and inside adjacent band 5.898 – 5.925 GHz.

Lowest Channel



— AVG_MAXH — PK+_MAXH — FCC 15.407 U-NII-3 Band Edge

Highest Channel



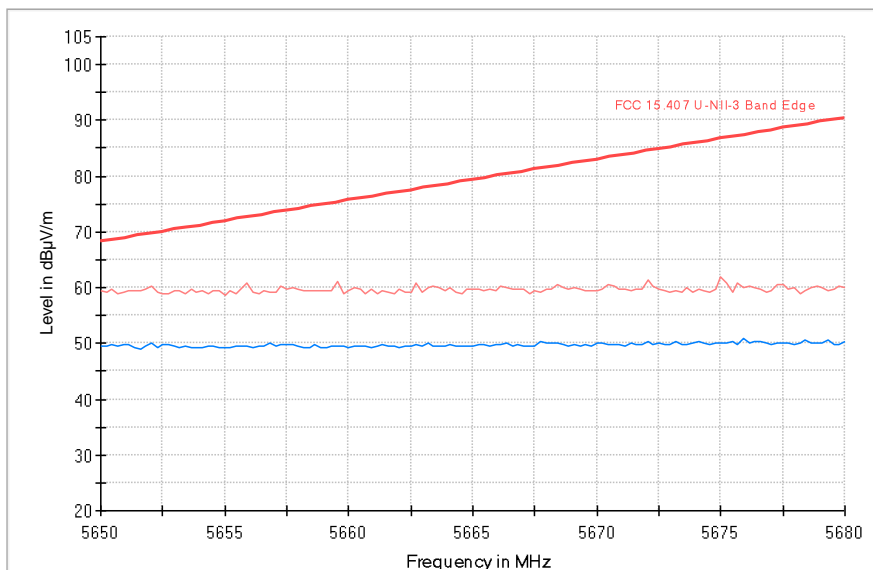
— AVG_MAXH — PK+_MAXH — FCC 15.407 U-NII-3 Band Edge

TESTED SAMPLES:	S/01
TESTED CONDITIONS MODES:	TC#03 (ac80 mode chip 1 SISO)
TEST RESULTS:	PASS

The plots below show the worst results obtained.

Radiated spurious emissions at band-edges and inside adjacent band 5.65 – 5.68 GHz.

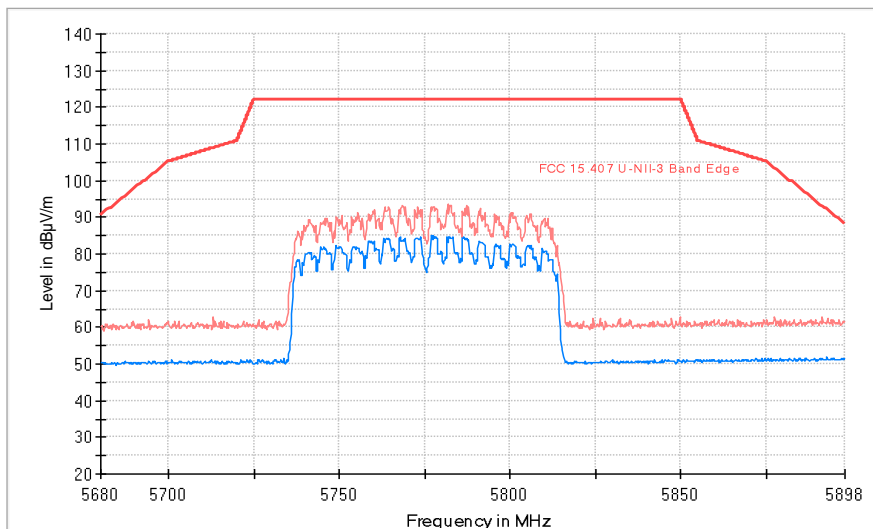
Lowest Channel



— AVG_MAXH — PK+_MAXH — FCC 15.407 U-NII-3 Band Edge

Radiated spurious emissions at band-edges and inside adjacent band 5.68 – 5.898 GHz

Lowest Channel

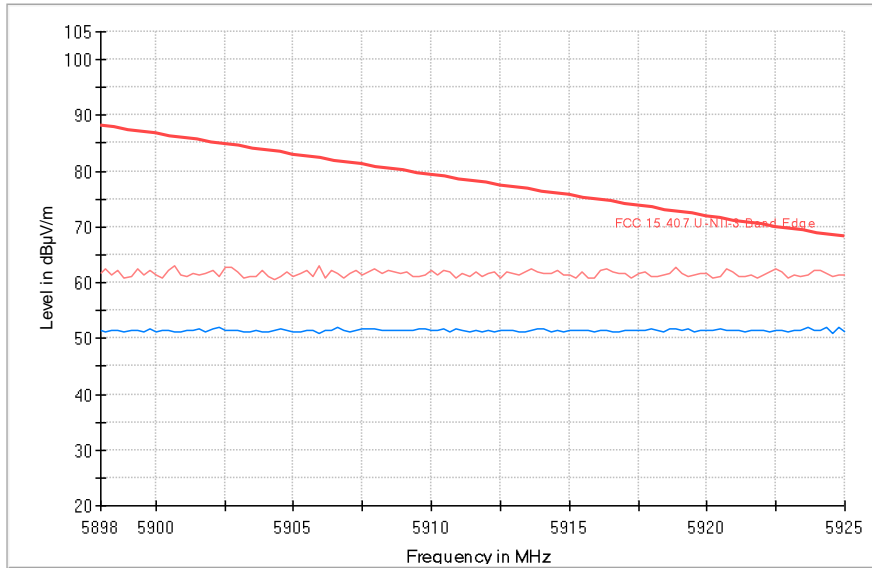


— AVG_MAXH — PK+_MAXH — FCC 15.407 U-NII-3 Band Edge

Test Results (Cont.):

Radiated spurious emissions at band-edges and inside adjacent band 5.898- 5.925 GHz

Lowest Channel



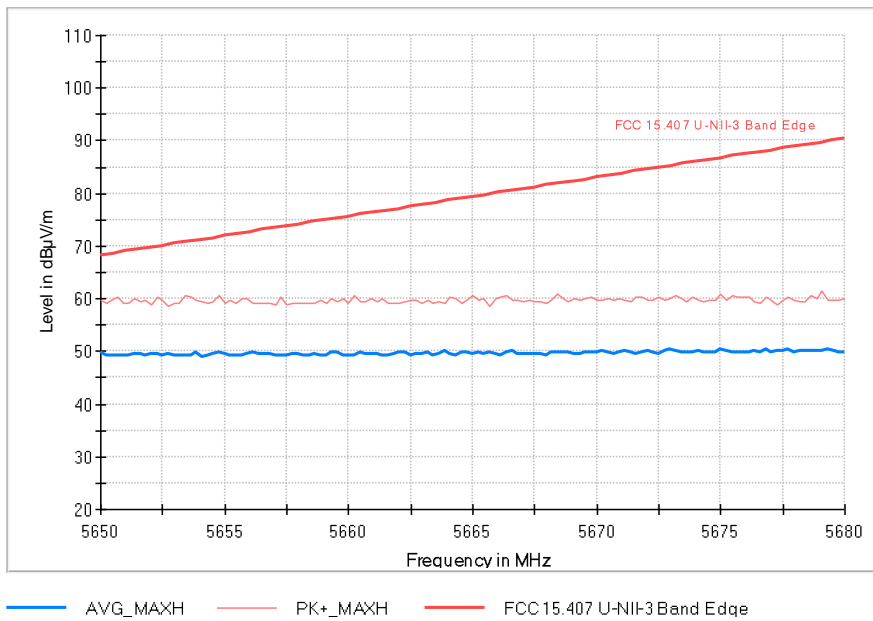
— AVG_MAXH — PK+_MAXH — FCC 15.407 U-NII-3 Band Edge

TESTED SAMPLES:	S/01
TESTED CONDITIONS MODES:	TC#02 (n20 mode chip 2 SISO)
TEST RESULTS:	PASS

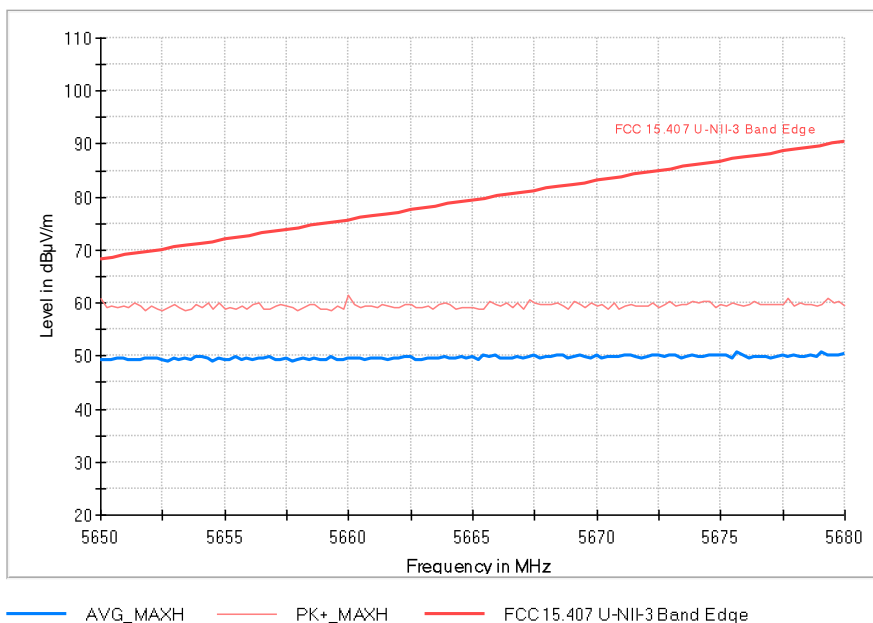
The plots below show the worst results obtained.

Radiated spurious emissions at band-edges and inside adjacent band 5.65 – 5.68 GHz.

Lowest Channel



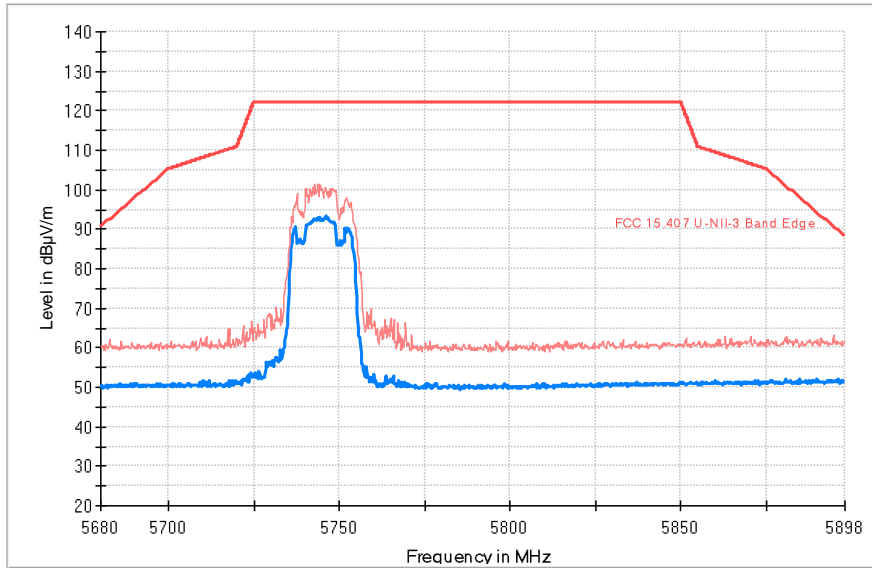
Highest Channel



Test Results (Cont.):

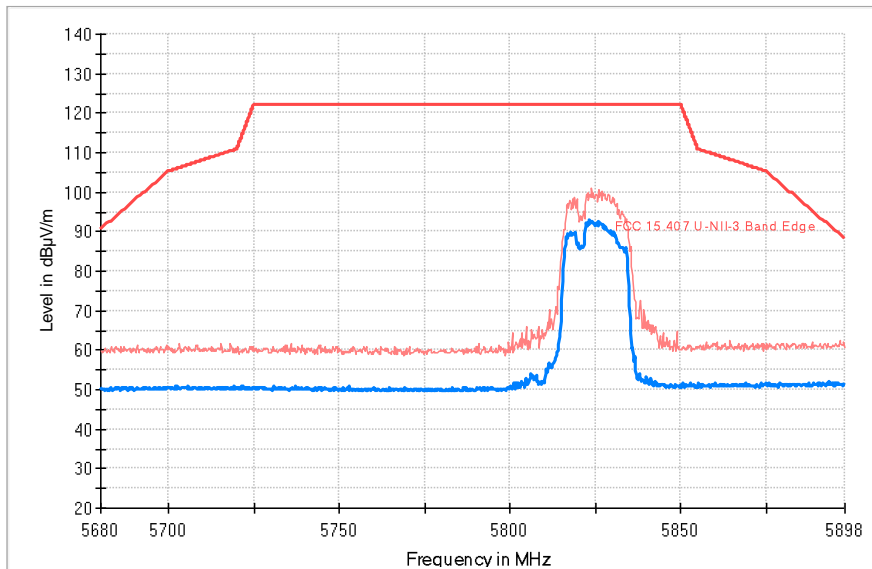
Radiated spurious emissions at band-edges and inside adjacent band 5.68 – 5.898 GHz

Lowest Channel



— AVG_MAXH — PK+_MAXH — FCC 15.407 U-NII-3 Band Edge

Highest Channel

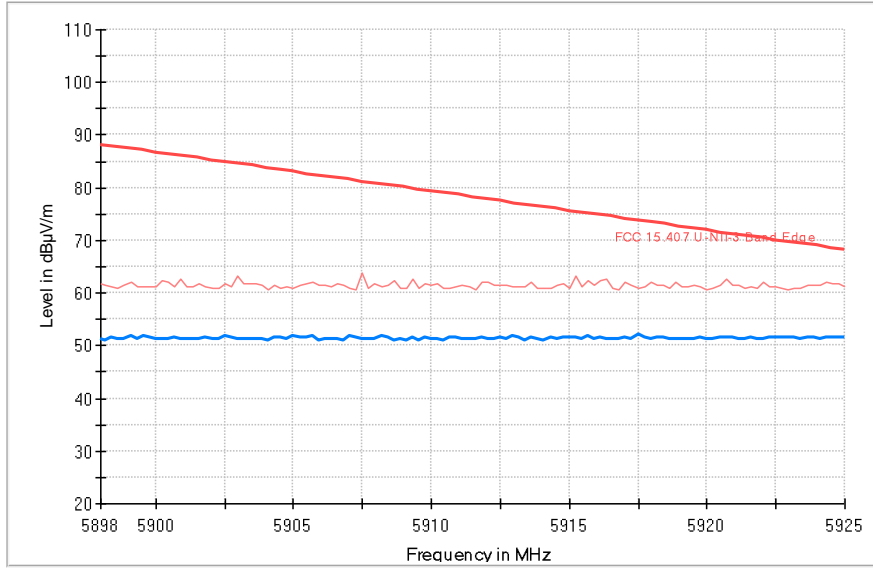


— AVG_MAXH — PK+_MAXH — FCC 15.407 U-NII-3 Band Edge

Test Results (Cont.):

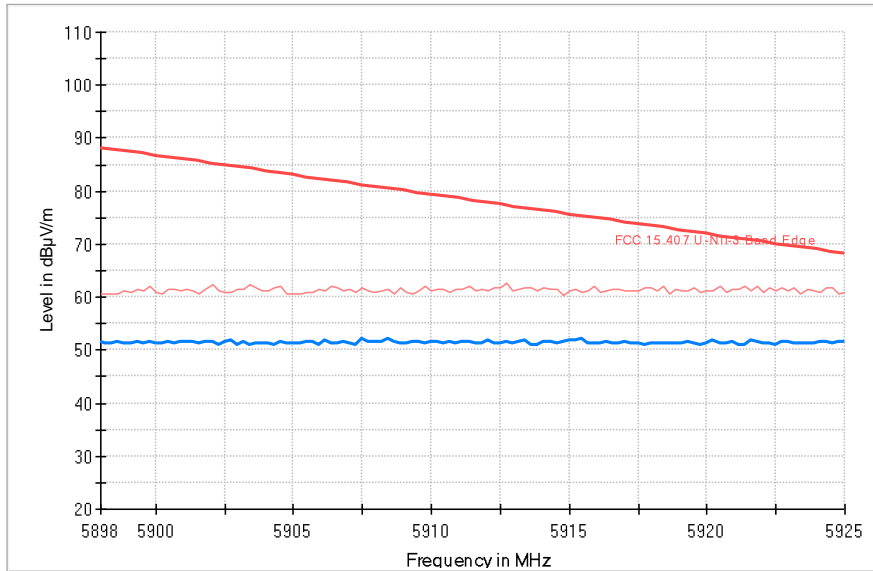
Radiated spurious emissions at band-edges and inside adjacent band 5.898 – 5.925 GHz.

Lowest Channel



— AVG_MAXH — PK+_MAXH — FCC 15.407 U-NII-3 Band Edge

Highest Channel



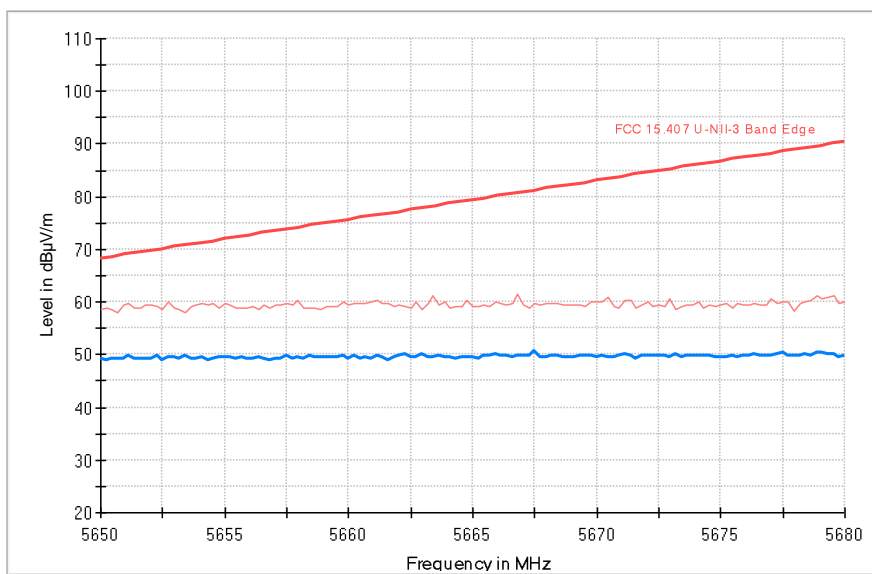
— AVG_MAXH — PK+_MAXH — FCC 15.407 U-NII-3 Band Edge

TESTED SAMPLES:	S/01
TESTED CONDITIONS MODES:	TC#02 (n40 mode chip 2 SISO)
TEST RESULTS:	PASS

The plots below show the worst results obtained.

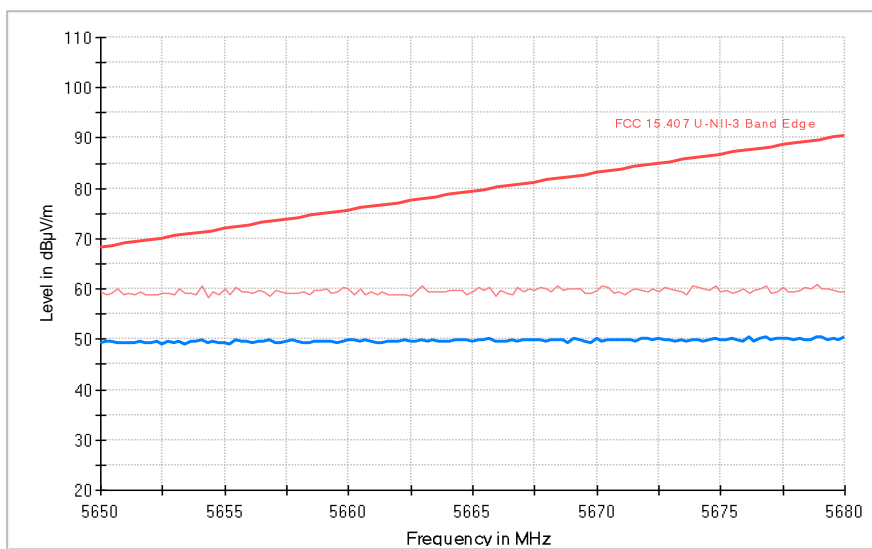
Radiated spurious emissions at band-edges and inside adjacent band 5.65 – 5.68 GHz.

Lowest Channel



— AVG_MAXH — PK+_MAXH — FCC 15.407 U-NII-3 Band Edge

Highest Channel

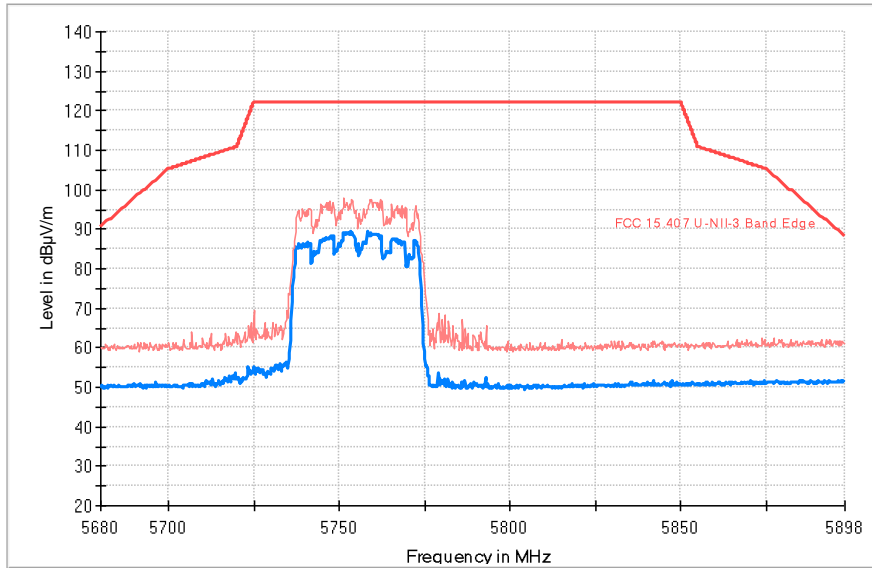


— AVG_MAXH — PK+_MAXH — FCC 15.407 U-NII-3 Band Edge

Test Results (Cont.):

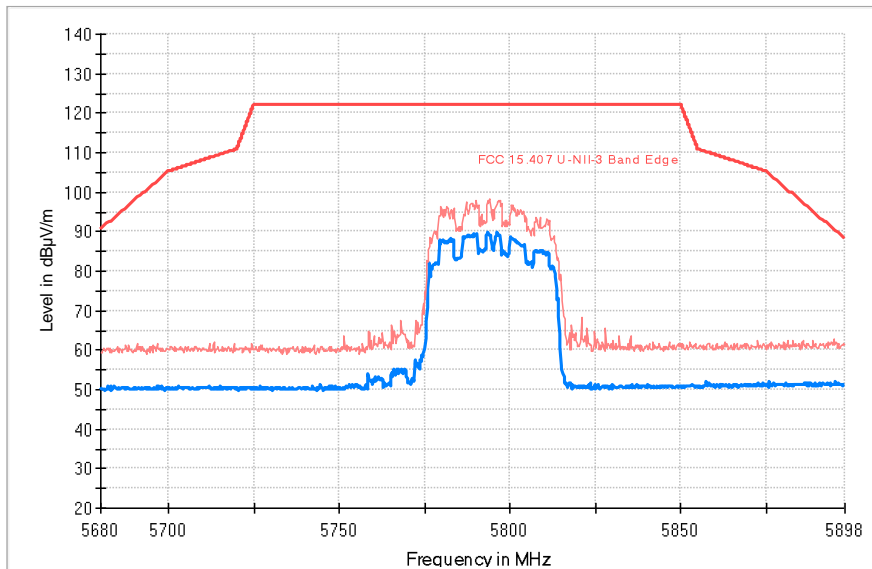
Radiated spurious emissions at band-edges and inside adjacent band 5.68 – 5.898 GHz

Lowest Channel



— AVG_MAXH — PK+_MAXH — FCC 15.407 U-NII-3 Band Edge

Highest Channel

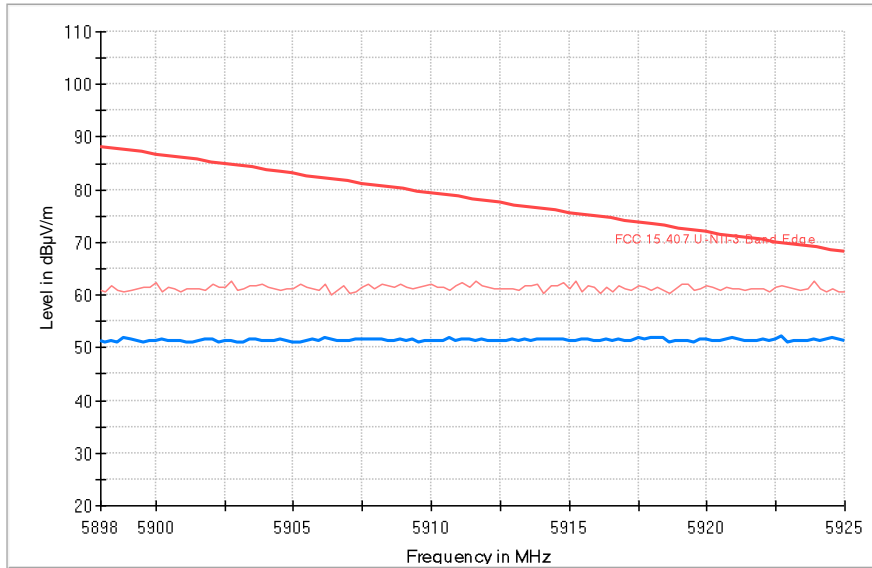


— AVG_MAXH — PK+_MAXH — FCC 15.407 U-NII-3 Band Edge

Test Results (Cont.):

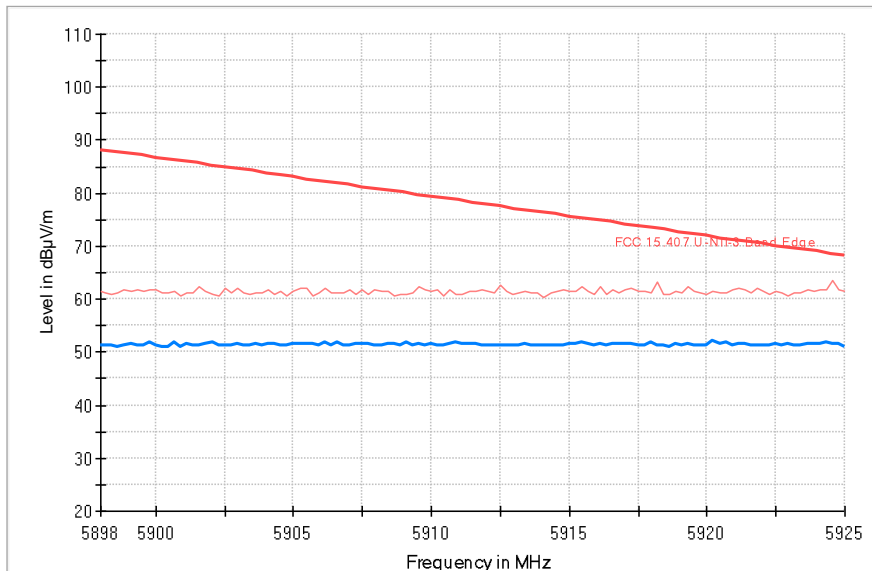
Radiated spurious emissions at band-edges and inside adjacent band 5.898 – 5.925 GHz.

Lowest Channel



— AVG_MAXH — PK+_MAXH — FCC 15.407 U-NII-3 Band Edge

Highest Channel



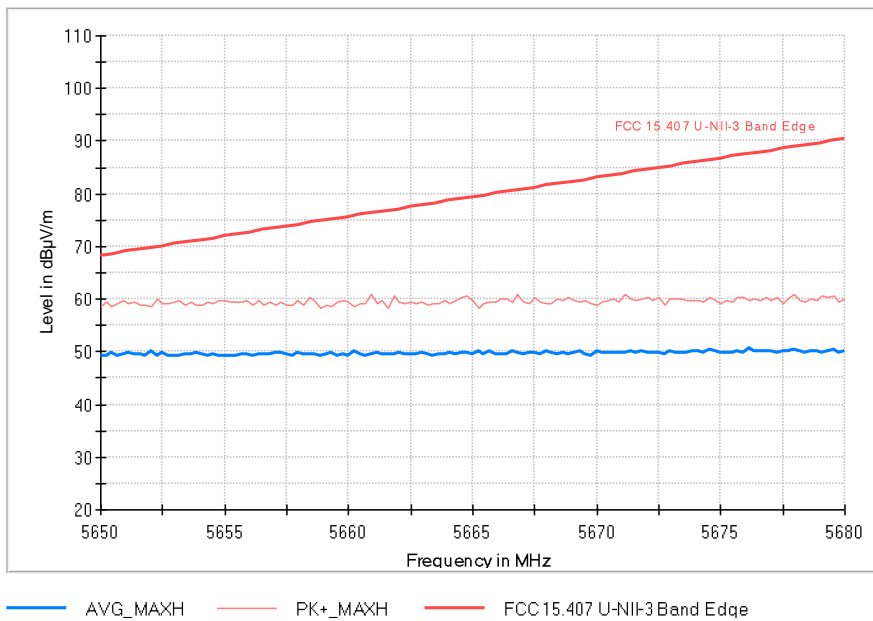
— AVG_MAXH — PK+_MAXH — FCC 15.407 U-NII-3 Band Edge

TESTED SAMPLES:	S/01
TESTED CONDITIONS MODES:	TC#03 (ac80 mode chip 2SISO)
TEST RESULTS:	PASS

The plots below show the worst results obtained.

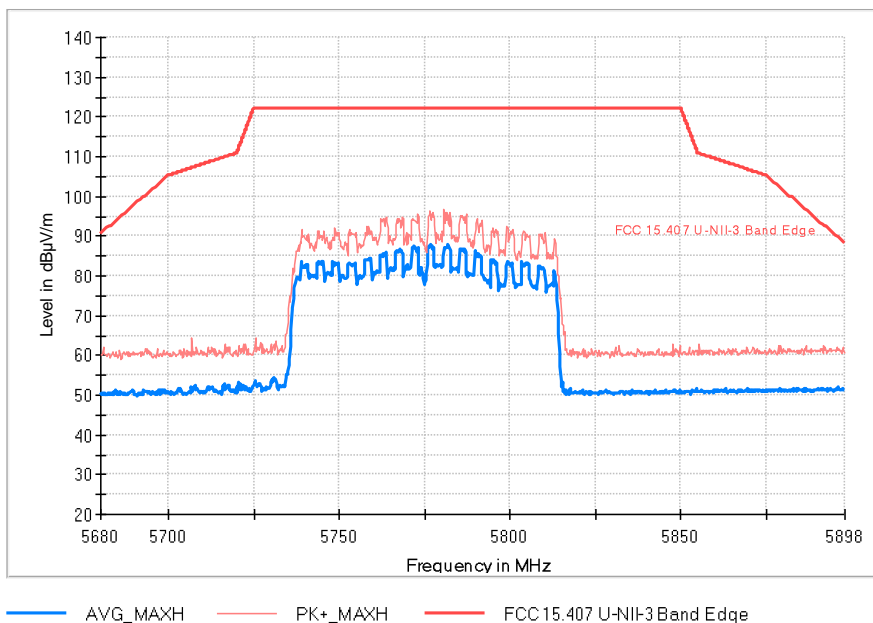
Radiated spurious emissions at band-edges and inside adjacent band 5.65 – 5.68 GHz.

Lowest Channel



Radiated spurious emissions at band-edges and inside adjacent band 5.68 – 5.898 GHz

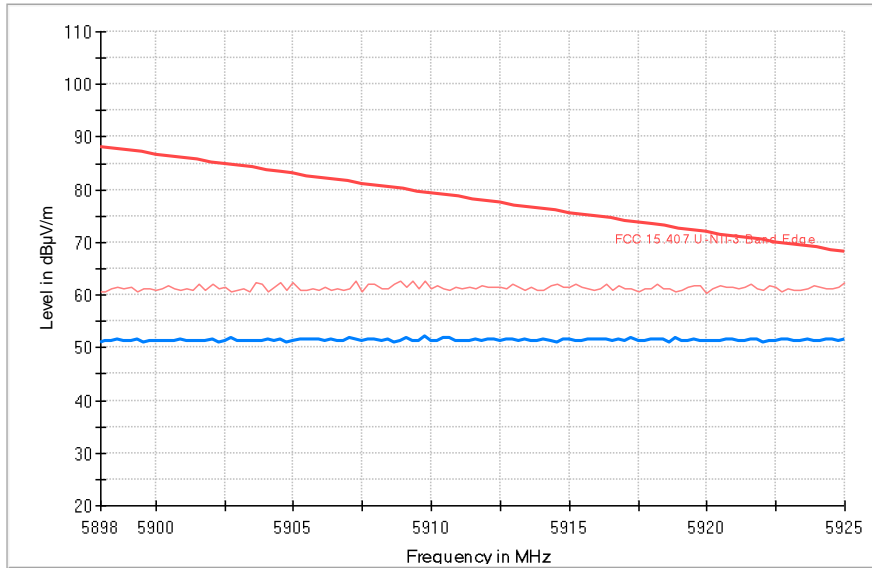
Lowest Channel



Test Results(Cont.):

Radiated spurious emissions at band-edges and inside adjacent band 5.898- 5.925 GHz

Lowest Channel



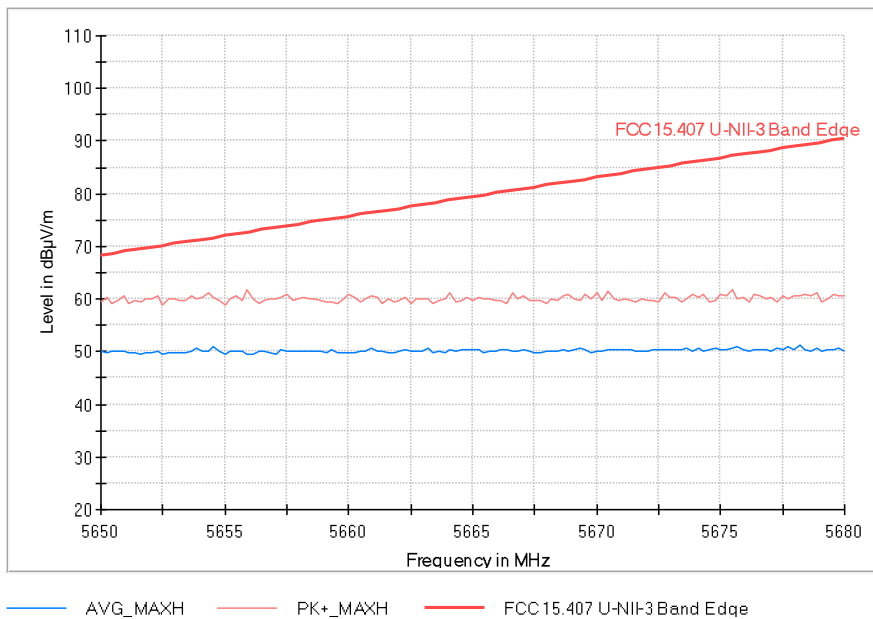
— AVG_MAXH — PK+_MAXH — FCC 15.407 U-NII-3 Band Edge

TESTED SAMPLES:	S/01
TESTED CONDITIONS MODES:	TC#02 (n40 mode chip 1 MIMO)
TEST RESULTS:	PASS

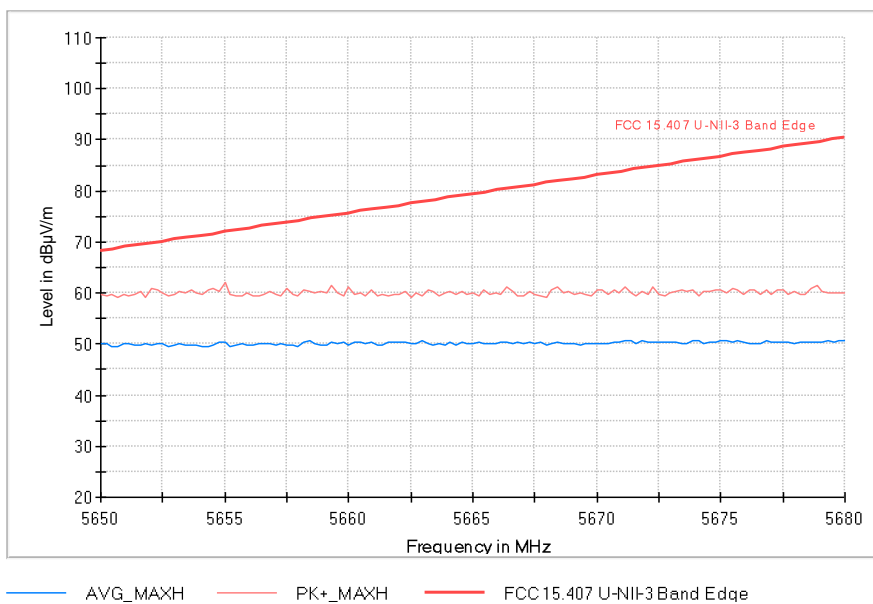
The plots below show the worst results obtained.

Radiated spurious emissions at band-edges and inside adjacent band 5.65 – 5.68 GHz.

Lowest Channel



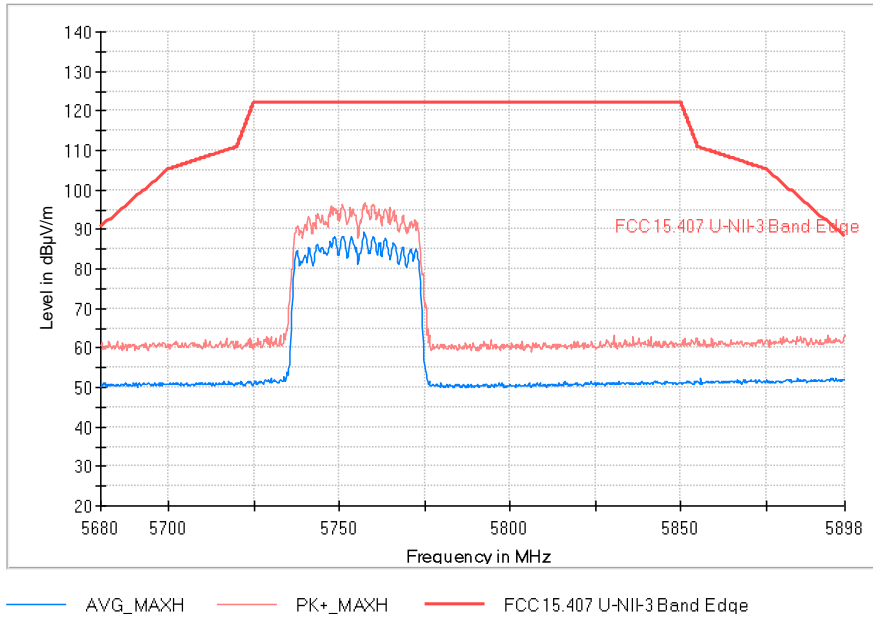
Highest Channel



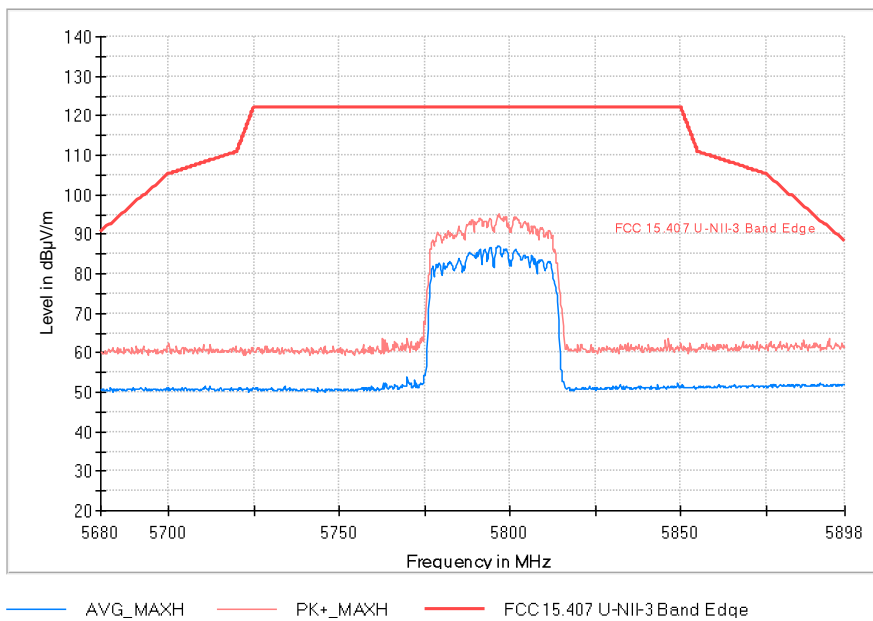
Test Results (Cont.):	
------------------------------	--

Radiated spurious emissions at band-edges and inside adjacent band 5.68 – 5.898 GHz

Lowest Channel



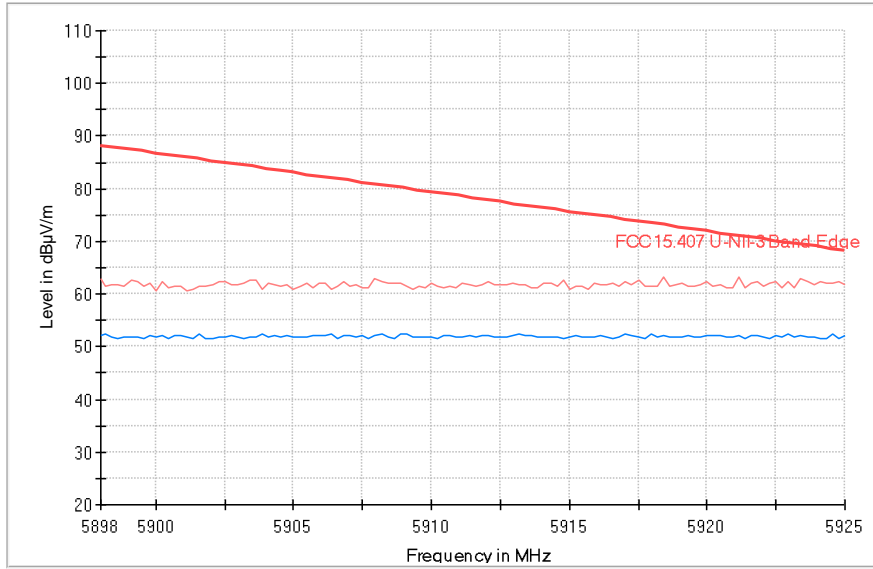
Highest Channel



Test Results (Cont.):

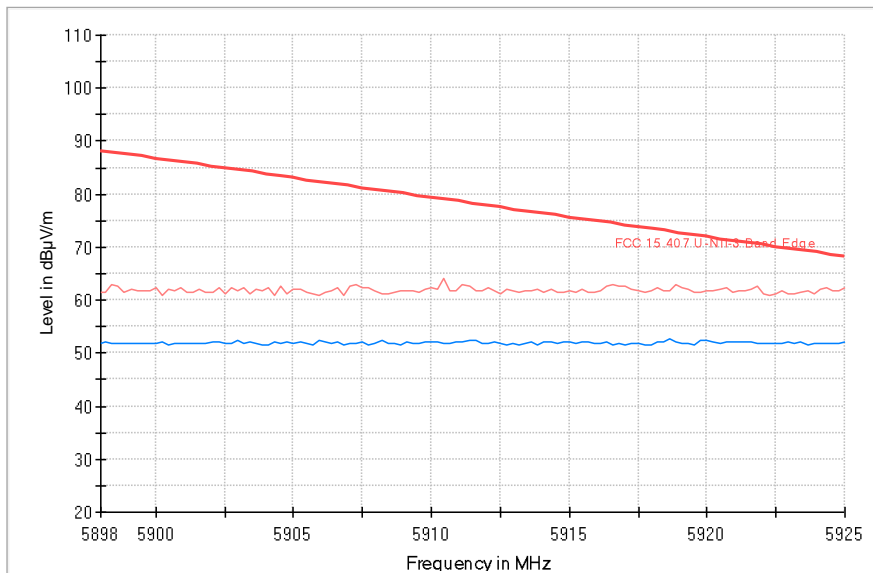
Radiated spurious emissions at band-edges and inside adjacent band 5.898 – 5.925 GHz.

Lowest Channel



— AVG_MAXH — PK+_MAXH — FCC 15.407 U-NII-3 Band Edge

Highest Channel



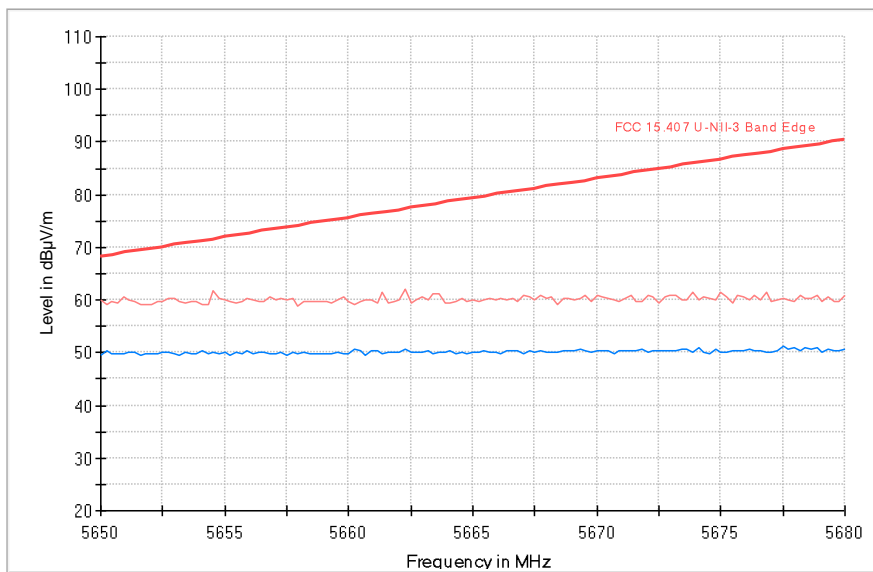
— AVG_MAXH — PK+_MAXH — FCC 15.407 U-NII-3 Band Edge

TESTED SAMPLES:	S/01
TESTED CONDITIONS MODES:	TC#03 (ac80 mode chip 1 MIMO)
TEST RESULTS:	PASS

The plots below show the worst results obtained.

Radiated spurious emissions at band-edges and inside adjacent band 5.65 – 5.68 GHz.

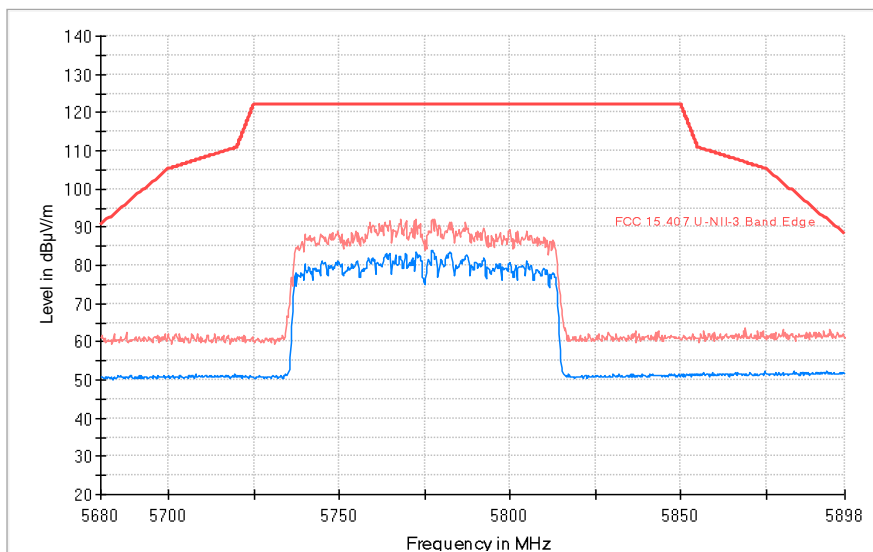
Lowest Channel



— AVG_MAXH — PK+_MAXH — FCC 15.407 U-NII-3 Band Edge

Radiated spurious emissions at band-edges and inside adjacent band 5.68 – 5.898 GHz

Lowest Channel

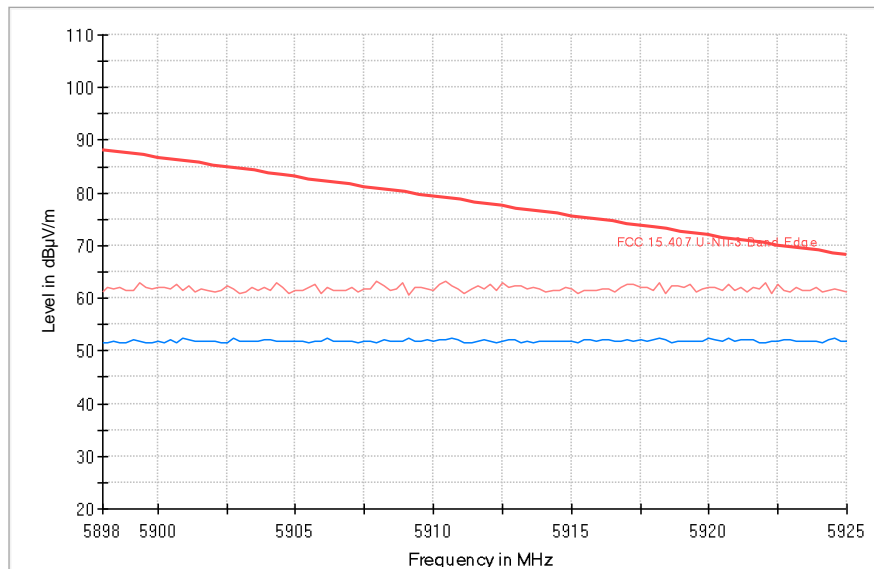


— AVG_MAXH — PK+_MAXH — FCC 15.407 U-NII-3 Band Edge

Test Results (Cont.):

Radiated spurious emissions at band-edges and inside adjacent band 5.898- 5.925 GHz

Lowest Channel



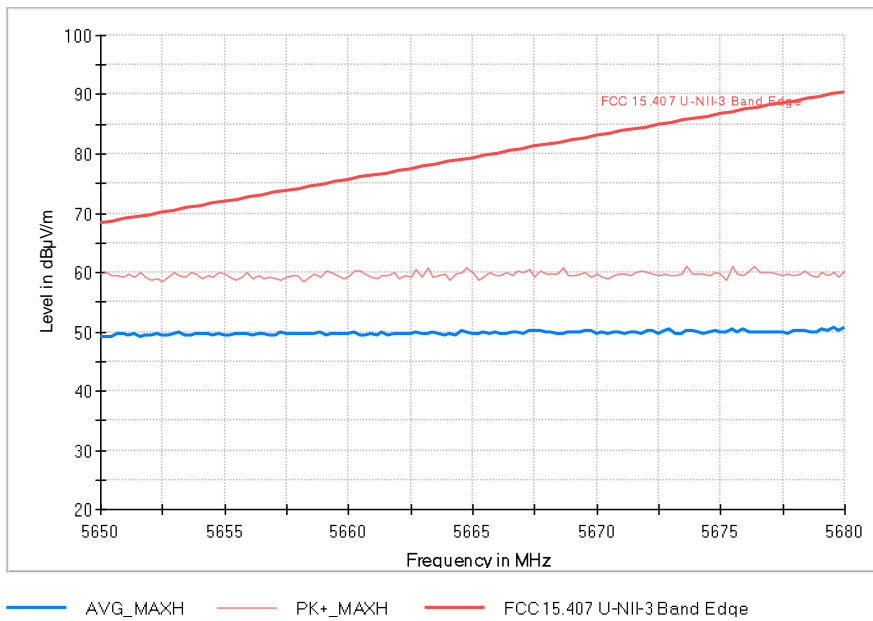
— AVG_MAXH — PK+_MAXH — FCC 15.407 U-NII-3 Band Edge

TESTED SAMPLES:	S/01
TESTED CONDITIONS MODES:	TC#01 (n20 mode chip 2 MIMO)
TEST RESULTS:	PASS

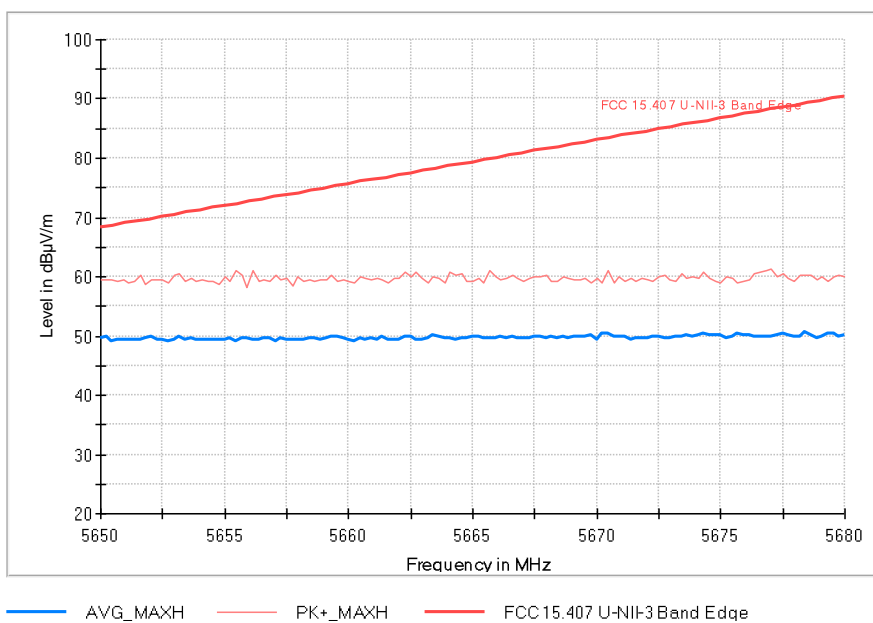
The plots below show the worst results obtained.

Radiated spurious emissions at band-edges and inside adjacent band 5.65 – 5.68 GHz.

Lowest Channel



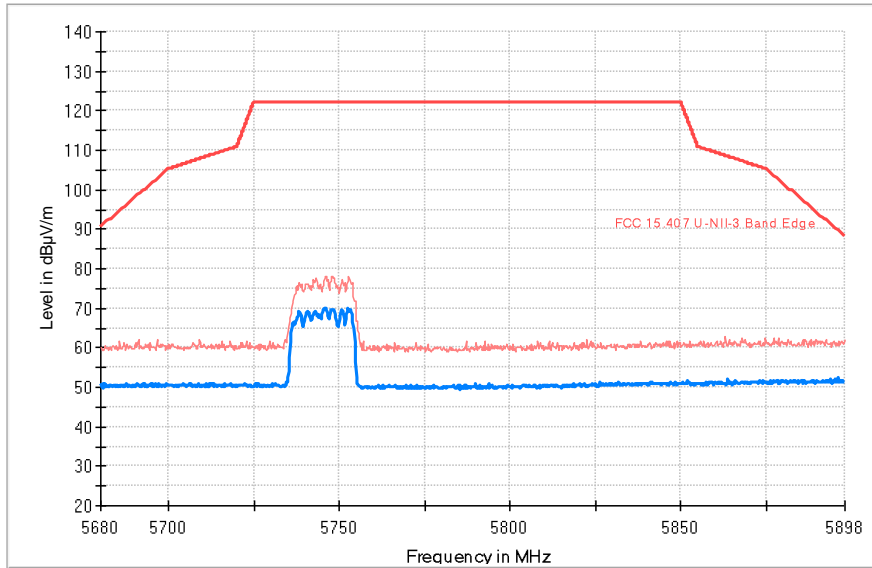
Highest Channel



Test Results (Cont.):

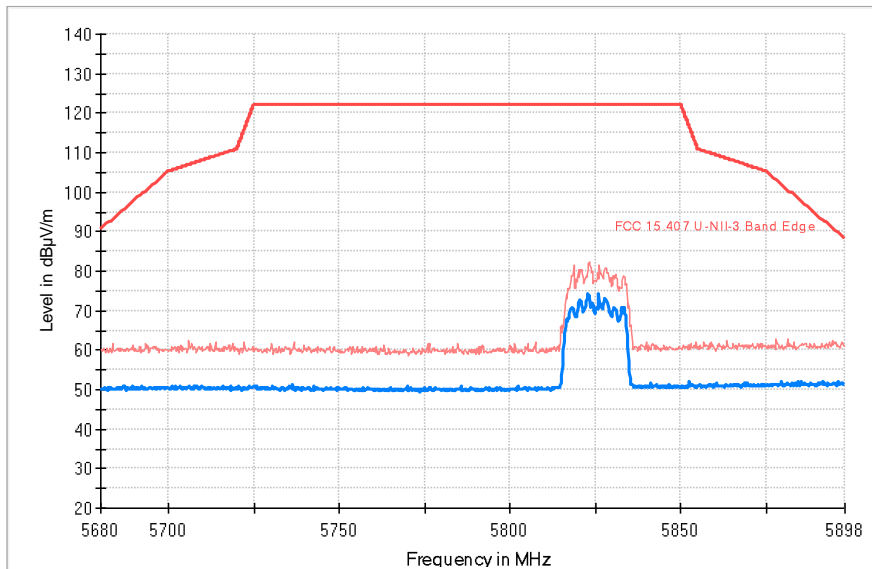
Radiated spurious emissions at band-edges and inside adjacent band 5.68 – 5.898 GHz

Lowest Channel



— AVG_MAXH — PK+_MAXH — FCC 15.407 U-NII-3 Band Edge

Highest Channel

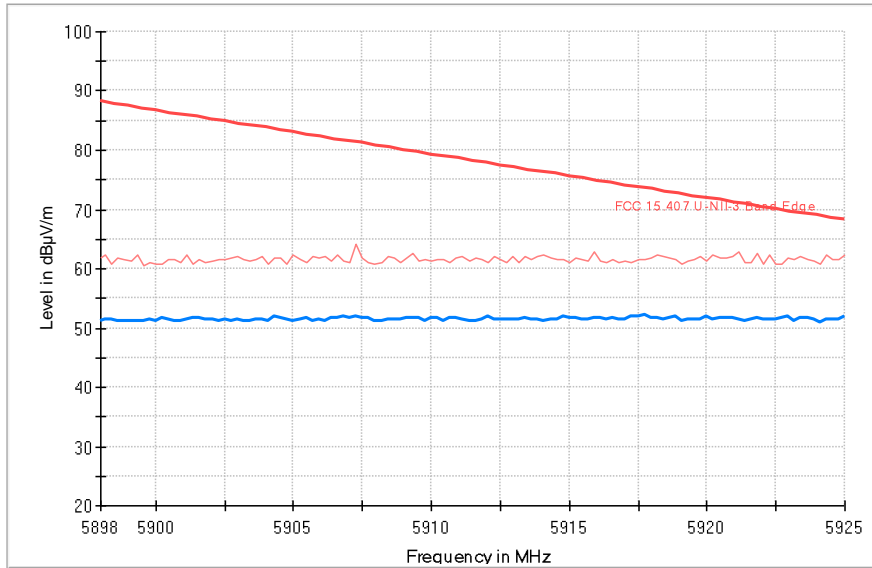


— AVG_MAXH — PK+_MAXH — FCC 15.407 U-NII-3 Band Edge

Test Results (Cont.):

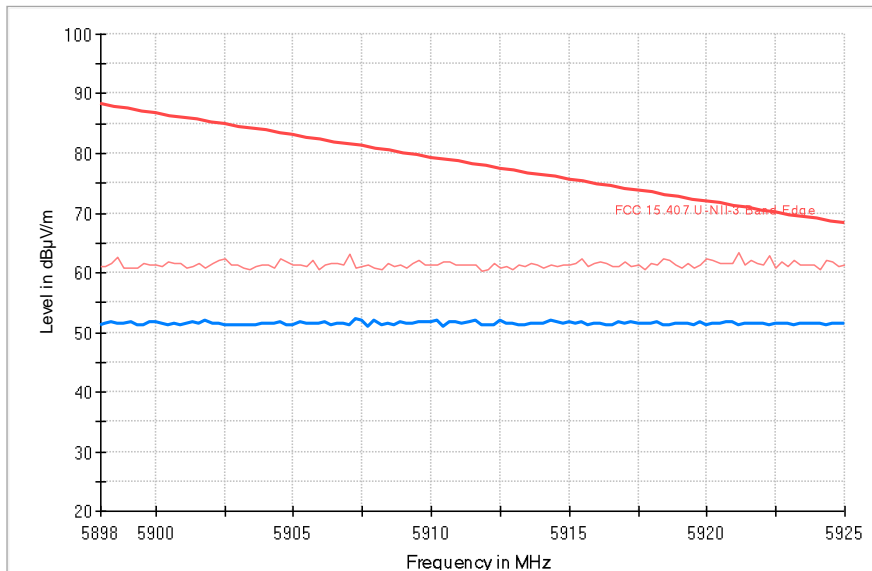
Radiated spurious emissions at band-edges and inside adjacent band 5.898 – 5.925 GHz.

Lowest Channel



— AVG_MAXH — PK+_MAXH — FCC 15.407 U-NII-3 Band Edge

Highest Channel



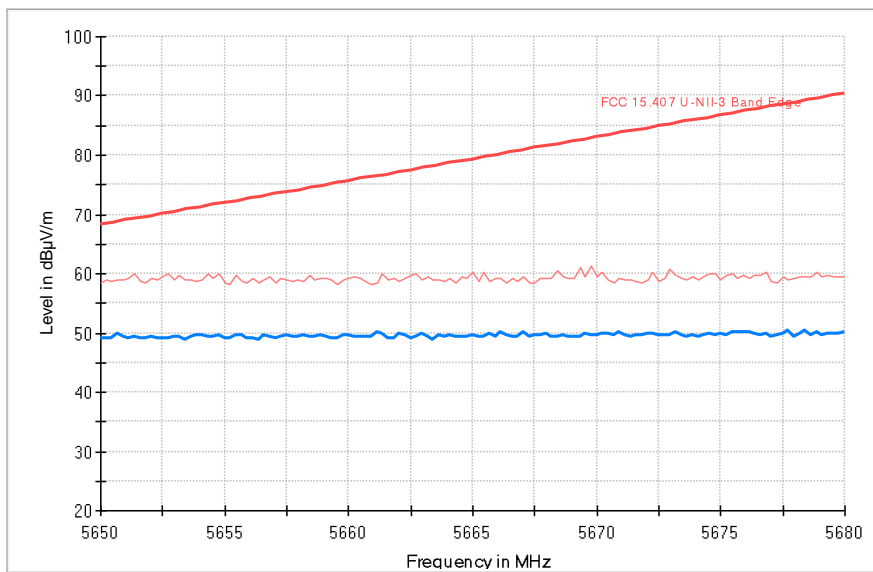
— AVG_MAXH — PK+_MAXH — FCC 15.407 U-NII-3 Band Edge

TESTED SAMPLES:	S/01
TESTED CONDITIONS MODES:	TC#02 (n40 mode chip 2 MIMO)
TEST RESULTS:	PASS

The plots below show the worst results obtained.

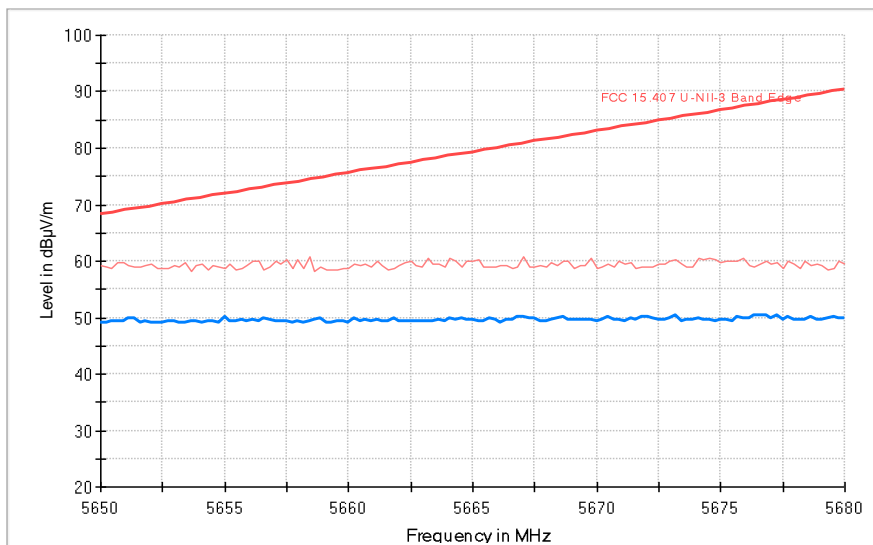
Radiated spurious emissions at band-edges and inside adjacent band 5.65 – 5.68 GHz.

Lowest Channel



— AVG_MAXH — PK+_MAXH — FCC 15.407 U-NII-3 Band Edge

Highest Channel

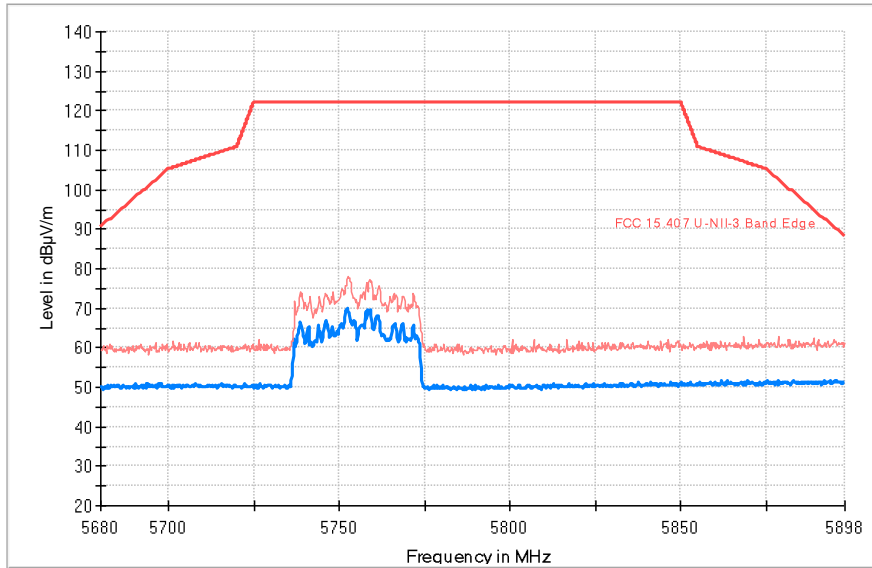


— AVG_MAXH — PK+_MAXH — FCC 15.407 U-NII-3 Band Edge

Test Results (Cont.):

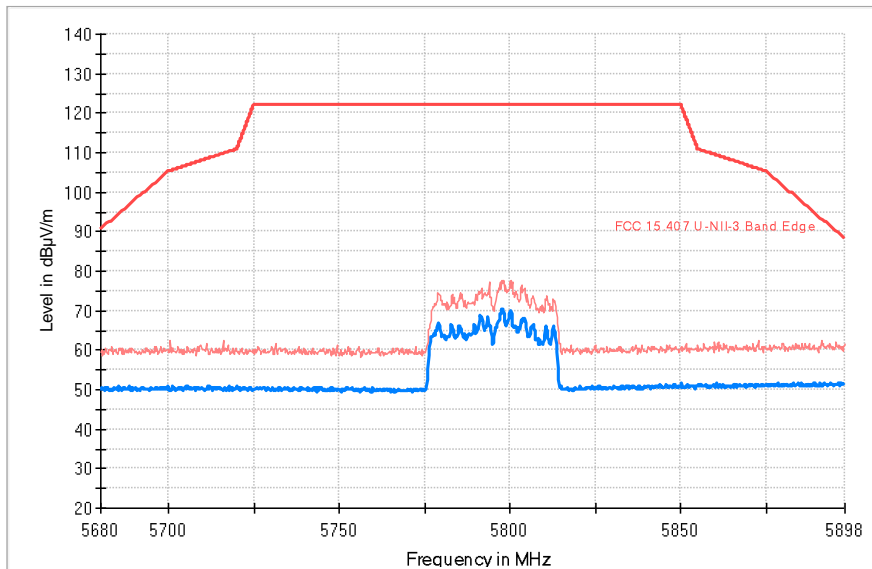
Radiated spurious emissions at band-edges and inside adjacent band 5.68 – 5.898 GHz

Lowest Channel



— AVG_MAXH — PK+_MAXH — FCC 15.407 U-NII-3 Band Edge

Highest Channel

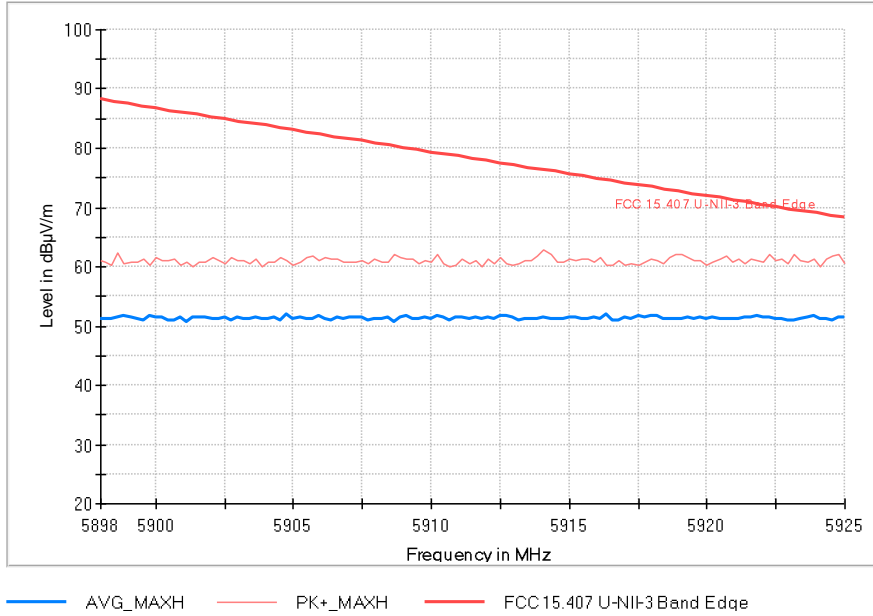


— AVG_MAXH — PK+_MAXH — FCC 15.407 U-NII-3 Band Edge

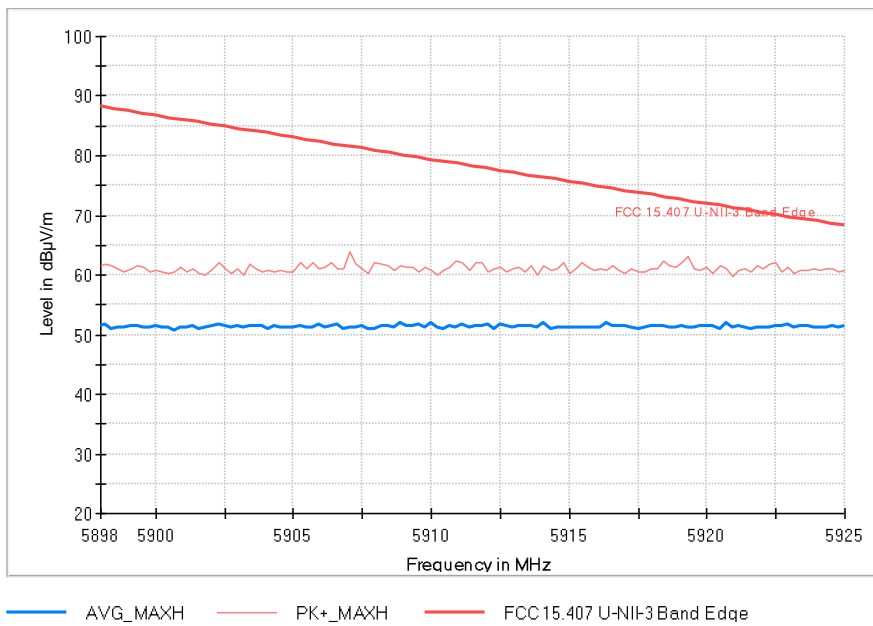
Test Results (Cont.):

Radiated spurious emissions at band-edges and inside adjacent band 5.898 – 5.925 GHz.

Lowest Channel



Highest Channel

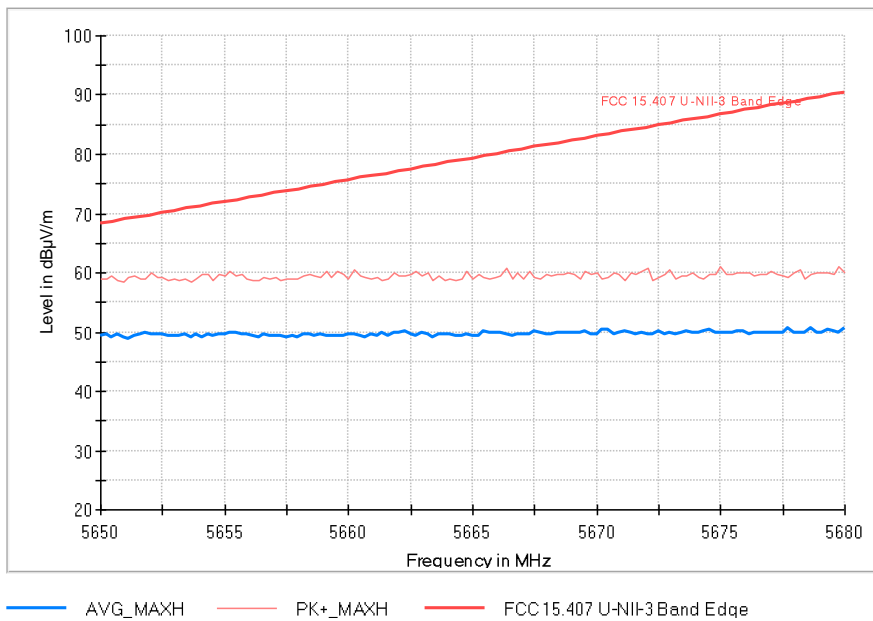


TESTED SAMPLES:	S/01
TESTED CONDITIONS MODES:	TC#03 (ac80 mode chip2 MIMO)
TEST RESULTS:	PASS

The plots below show the worst results obtained.

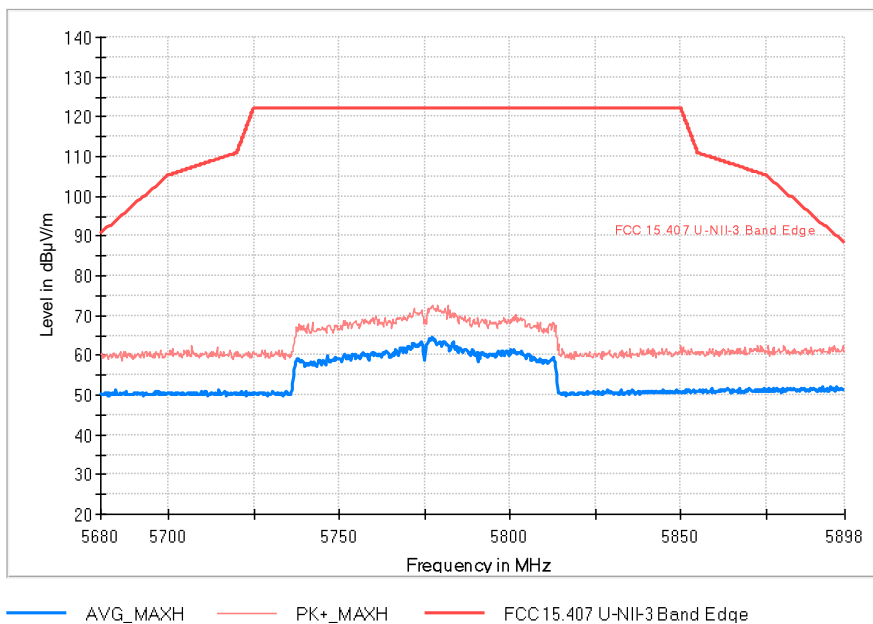
Radiated spurious emissions at band-edges and inside adjacent band 5.65 – 5.68 GHz.

Lowest Channel



Radiated spurious emissions at band-edges and inside adjacent band 5.68 – 5.898 GHz

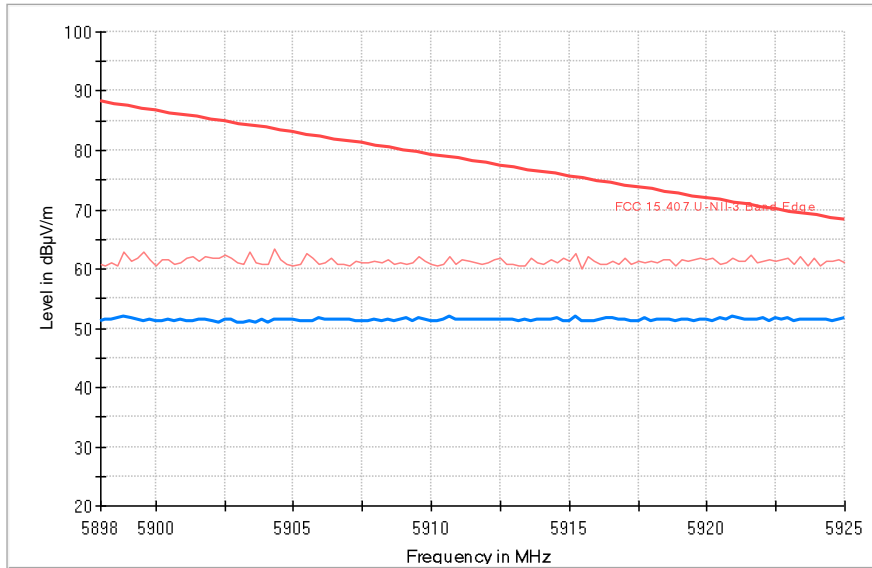
Lowest Channel



Test Results (Cont.):

Radiated spurious emissions at band-edges and inside adjacent band 5.898- 5.925 GHz

Lowest Channel



— AVG_MAXH — PK+_MAXH — FCC 15.407 U-NII-3 Band Edge

TEST C.6: UNDESIRABLE RADIATED EMISSIONS (TRANSMITTER)

LIMITS:	Product standard:	Part 15 Subpart C §15.407 and RSS-247
	Test standard:	Part 15 Subpart C §15.407(b) (4)(6)(7) and RSS-247 6.2.4.2

LIMITS

For transmitters operating in the 5.725-5.85 GHz band: all emissions outside of 5.725-5.85 GHz band shall not exceed an EIRP of -27 dBm/MHz (68.23 dBμ V/m at 3m distance).

Radiated emissions which fall in the restricted bands, as defined in §15.205(a), must also comply with the radiated emission limits specified in §15.209(a) (see §15.205(c) / RSS-Gen):

Frequency Range (MHz)	Field strength (μV/m)	Field strength (dBμV/m)	Measurement distance (m)
0.009-0.490	2400/F(kHz)	-	300
0.490-1.705	24000/F(kHz)	-	30
1.705 - 30.0	30	-	30
30 - 88	100	40	3
88 - 216	150	43.5	3
216 - 960	200	46	3
960 - 25000	500	54	3

The emission limits shown in the above table are based on measurements employing CISPR quasi-peak detector except for the frequency bands 9-90 kHz, 110-490 kHz and above 1000 MHz. Radiated emission limits in these three bands are based on measurements employing an average detector.

For average radiated emission measurements above 1000 MHz, there is also a limit corresponding to 20 dB above the indicated values in the table is specified when measuring with peak detector function

TEST SETUP

All radiated tests were performed in a semi-anechoic chamber. The measurement antenna is situated at 3 m for the frequency range 30-1000 MHz (Bilog antenna) and at 1m for the frequency range 1-40 GHz (1 GHz-18 GHz and 18 GHz-40 GHz Double ridge horn antennas).

For radiated emissions in the range 1-40 GHz that is performed at a distance closer than the specified distance, an inverse proportionality factor of 20 dB per decade is used to normalize the measured data for determining compliance.

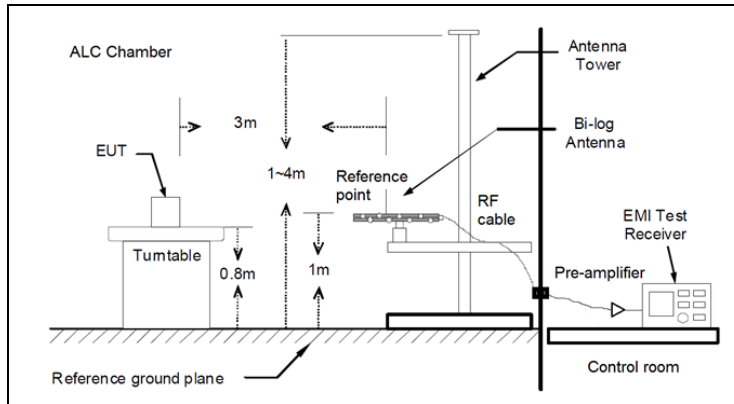
The equipment under test was set up on a non-conductive platform above the ground plane and the situation and orientation was varied to find the maximum radiated emission. It was also rotated 360° and the antenna height was varied from 1 to 4 meters to find the maximum radiated emission.

Measurements were made in both horizontal and vertical planes of polarization.

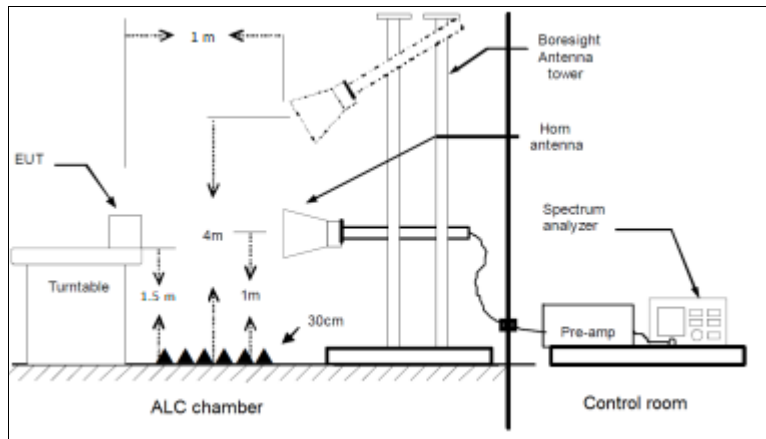
The field strength is calculated by adding correction factor to the measured level from the spectrum analyzer. This correction factor includes antenna factor, cable loss and pre-amplifiers gain.

TEST SETUP (CONT.)

Radiated measurements Setup $f < 1$ GHz



Radiated measurements setup $f > 1$ GHz



TESTED SAMPLES:	S/02
TESTED CONDITIONS MODES:	TC#01 (a mode chip1 SISO)
TEST RESULTS:	PASS

Frequency range 30 MHz – 1000 MHz

The spurious emissions below 1 GHz do not depend on the operating channel selected in the EUT. See worst operation a mode selected for all channels as a worst case.

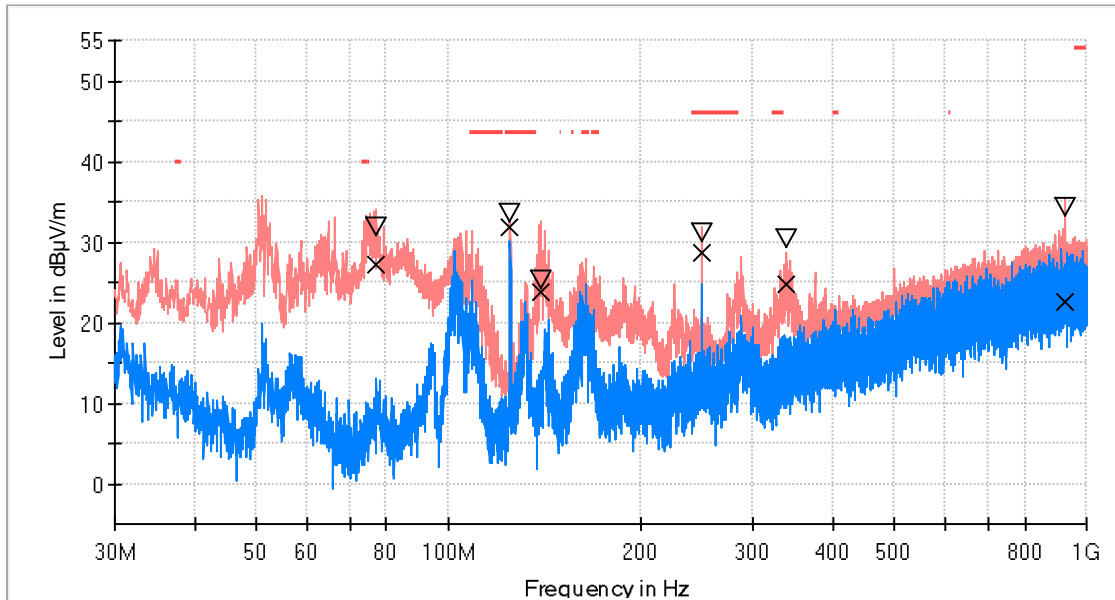
Frequency range 1 GHz – 40 GHz

The results and plots below show the maximum measured levels in the 1- 40 GHz range.

TEST RESULTS (Cont.)	
FREQUENCY RANGE	30MHz – 1 GHz

Middle Channel

RF_FCC_15.407_E Field_30MHz_1GHz



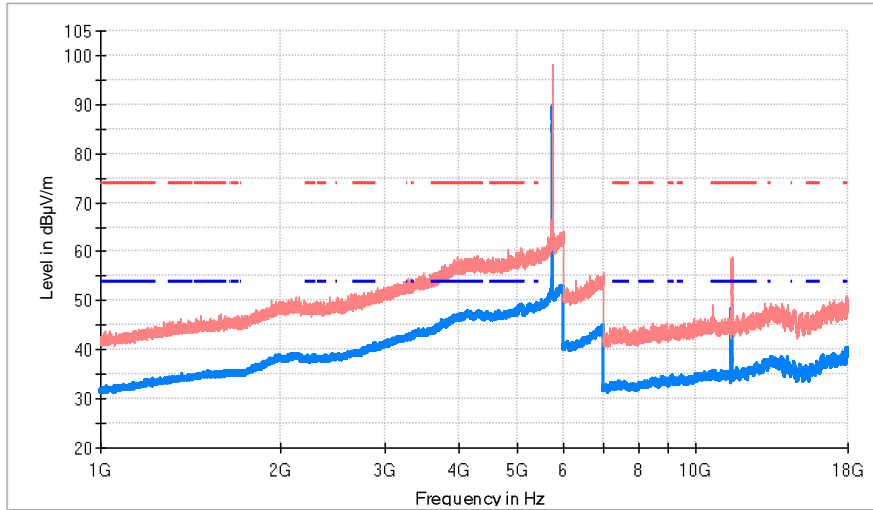
- PK+_MAXH
- PK+_CLRWR
- - - TX limits to Spurious Emission FCC15.407 (30MHz to 1GHz) Restricted Bands QPK Limit
- ▽ MaxPeak-PK+ (Single)
- × QuasiPeak-QPK (Single)

Maximizations

Frequency (MHz)	MaxPeak (dBµV/m)	QuasiPeak (dBµV/m)	Pol	Azimuth (deg)
77.190500	31.9	27.1	V	-56.0
124.963000	33.6	31.9	V	-180.0
139.222000	25.2	23.7	H	15.0
249.996000	31.1	28.6	V	-99.0
337.635500	30.4	24.8	H	-49.0
924.388500	34.3	22.6	V	79.0

TEST RESULTS (Cont.)	
FREQUENCY RANGE	1 GHz – 18 GHz

Lowest Channel

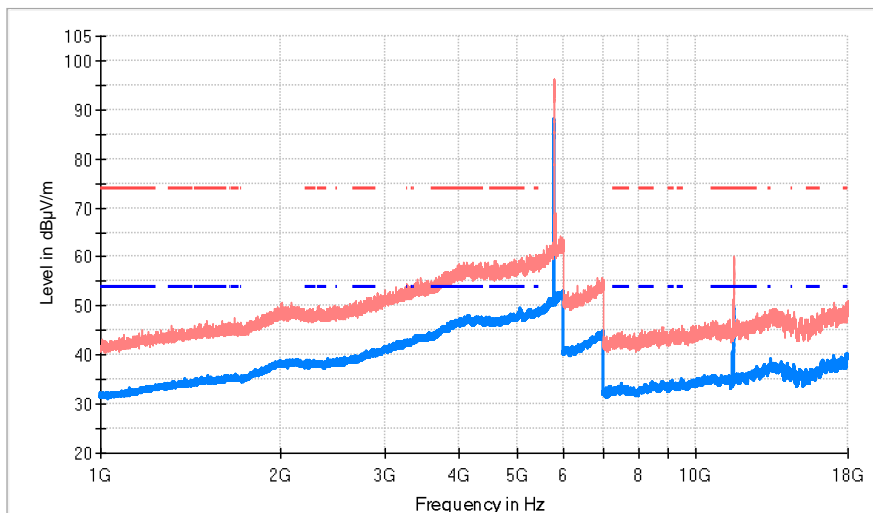


- AVG_MAXH
- PK+_MAXH
- - - TX limits to Spurious Emission FCC15.407 (1GHz to 40 GHz) Restricted Bands PK Limit
- - - TX limits to Spurious Emission FCC15.407 (1GHz to 40 GHz) Restricted Bands AVG Limit

Maximizations

Frequency (MHz)	PK+_MAXH (dBµV/m)	AVG_MAXH (dBµV/m)	Pol	Comment
5746.590909	96.9	89.5	V	Fundamental
11489.454546	57.2	48.6	H	

Middle Channel



- AVG_MAXH
- PK+_MAXH
- - - TX limits to Spurious Emission FCC15.407 (1GHz to 40 GHz) Restricted Bands PK Limit
- - - TX limits to Spurious Emission FCC15.407 (1GHz to 40 GHz) Restricted Bands AVG Limit

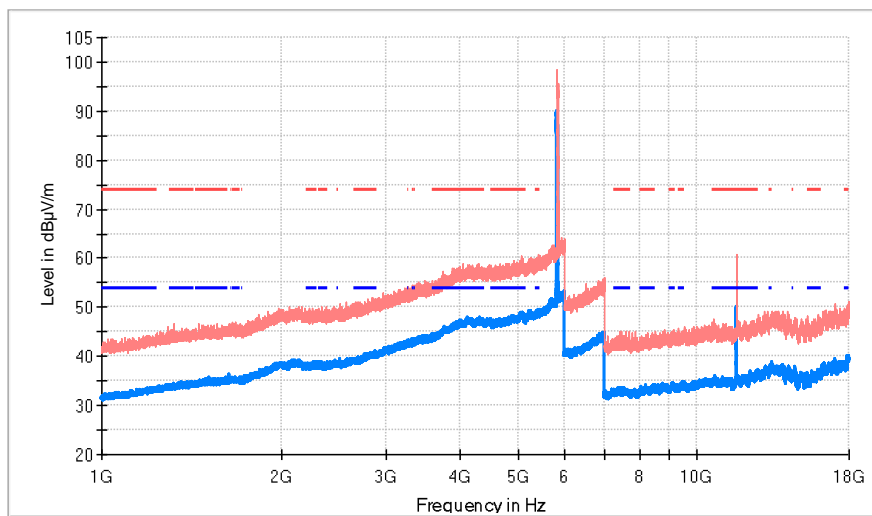
TEST RESULTS (Cont.)

FREQUENCY RANGE 1 – 18 GHz

Maximizations

Frequency (MHz)	PK+_MAXH (dBµV/m)	AVG_MAXH (dBµV/m)	Pol	Comment
5785.909091	95.6	88.1	V	Fundamental
11570.181818	59.7	50.0	V	

Highest Channel



- AVG_MAXH
- PK+_MAXH
- TX limits to Spurious Emission FCC15.407 (1GHz to 40 GHz) Restricted Bands PK Limit
- TX limits to Spurious Emission FCC15.407 (1GHz to 40 GHz) Restricted Bands AVG Limit

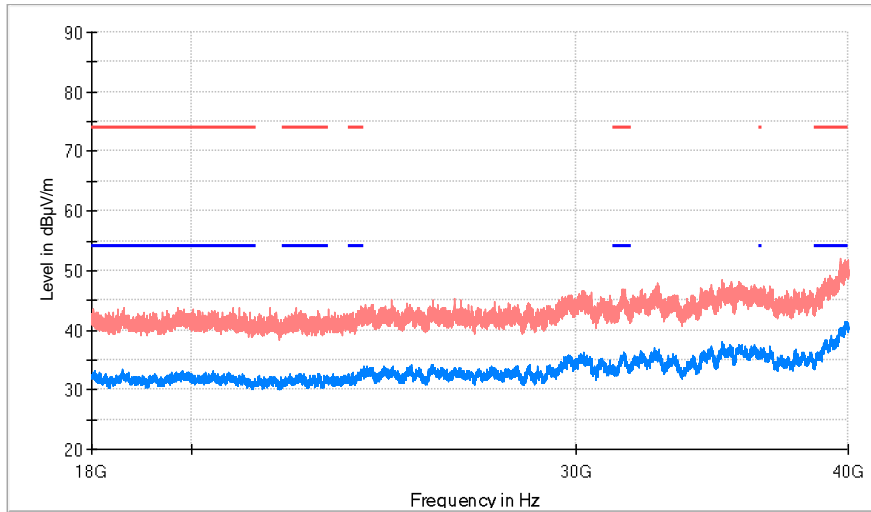
Maximizations

Frequency (MHz)	PK+_MAXH (dBµV/m)	AVG_MAXH (dBµV/m)	Pol	Comment
5825.909091	97.1	90.0	V	Fundamental
11655.272727	57.2	50.1	V	

TEST RESULTS (Cont.)

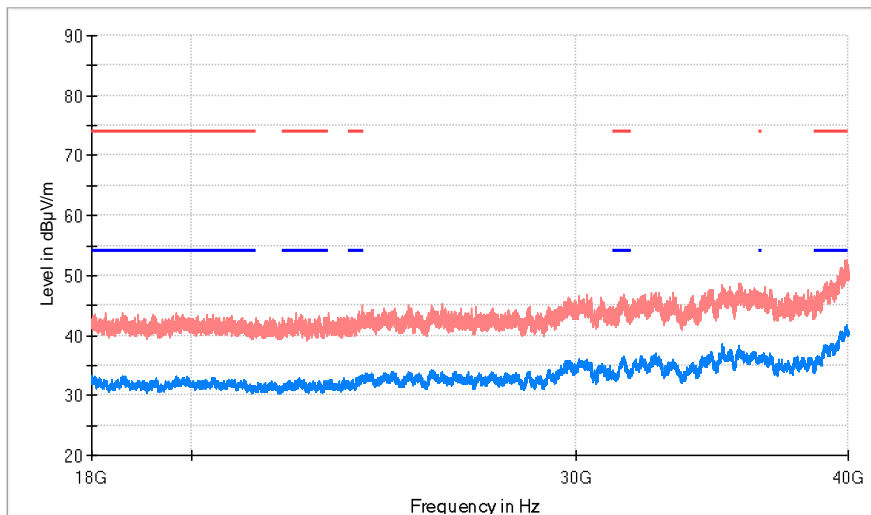
FREQUENCY RANGE 18 – 40 GHz

Lowest Channel



- AVG_MAXH
- PK+_MAXH
- TX limits to Spurious Emission FCC15.407 (1GHz to 40 GHz) Restricted Bands PK Limit
- TX limits to Spurious Emission FCC15.407 (1GHz to 40 GHz) Restricted Bands AVG Limit

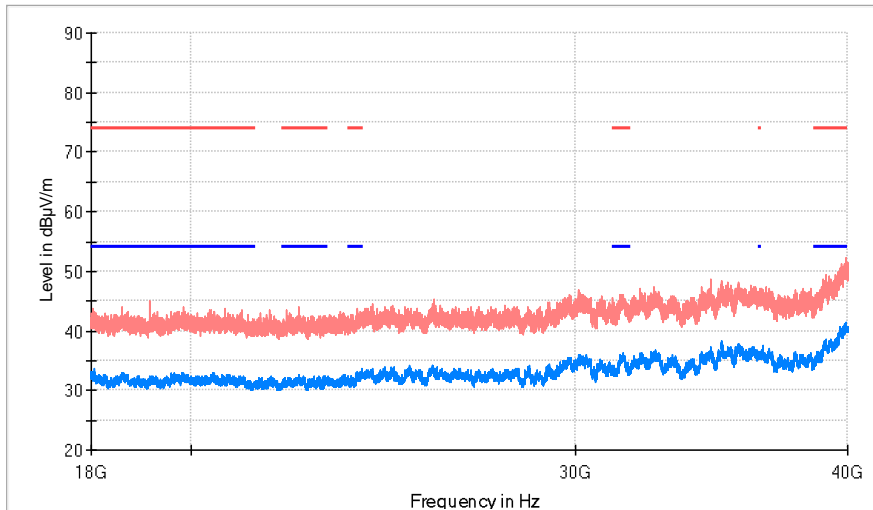
Middle Channel



- AVG_MAXH
- PK+_MAXH
- TX limits to Spurious Emission FCC15.407 (1GHz to 40 GHz) Restricted Bands PK Limit
- TX limits to Spurious Emission FCC15.407 (1GHz to 40 GHz) Restricted Bands AVG Limit

TEST RESULTS (Cont.)	FREQUENCY RANGE 18 – 40 GHz
-----------------------------	------------------------------------

Highest Channel



- AVG_MAXH
- PK+_MAXH
- TXlimits to Spurious Emission FCC1 5.407 (1GHz to 40 GHz) Restricted Bands PK Limit
- TXlimits to Spurious Emission FCC1 5.407 (1GHz to 40 GHz) Restricted Bands AVG Limit

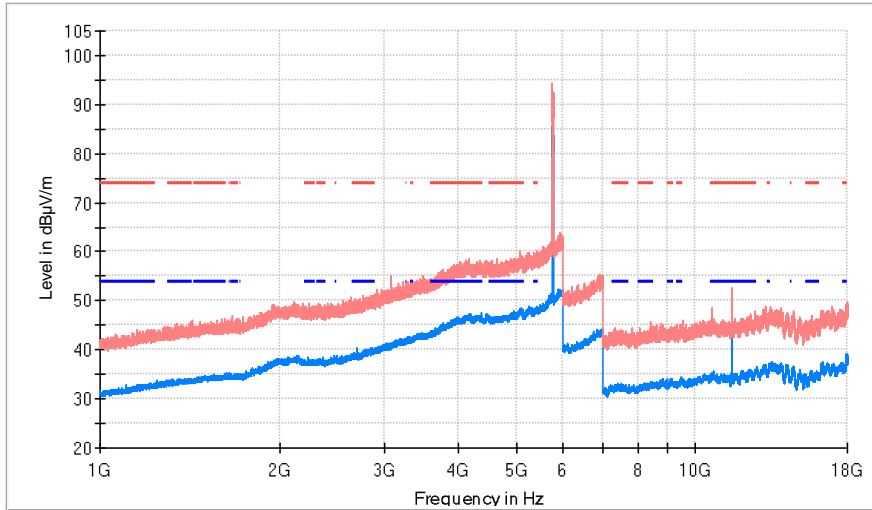
TESTED SAMPLES:	S/02
TESTED CONDITIONS MODES:	TC#02 (n40 mode chip1 SISO)
TEST RESULTS:	PASS

Frequency range 1 GHz – 40 GHz

The results and plots below show the maximum measured levels in the 1- 40 GHz range.

TEST RESULTS (Cont.)	
FREQUENCY RANGE	1 GHz – 18 GHz

Lowest Channel



- AVG_MAXH
- PK+_MAXH
- TX limits to Spurious Emission FCC15.407 (1GHz to 40 GHz) Restricted Bands AVG Limit
- TX limits to Spurious Emission FCC15.407 (1GHz to 40 GHz) Restricted Bands PK Limit

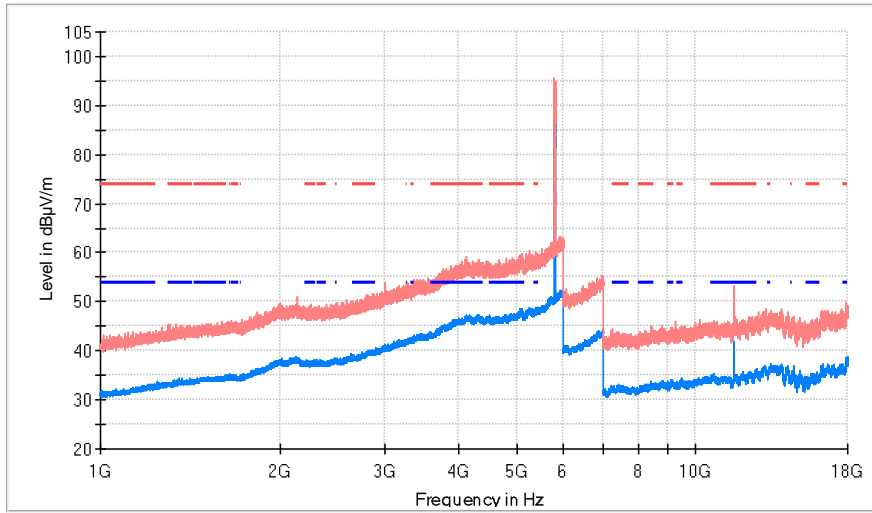
Maximizations

Frequency (MHz)	PK+_MAXH (dBµV/m)	AVG_MAXH (dBµV/m)	Pol	Comment
5754.090909	93.2	85.7	V	Fundamental
11505.818182	50.4	43.1	V	

TEST RESULTS (Cont.)

1 GHz – 18 GHz

Highest Channel



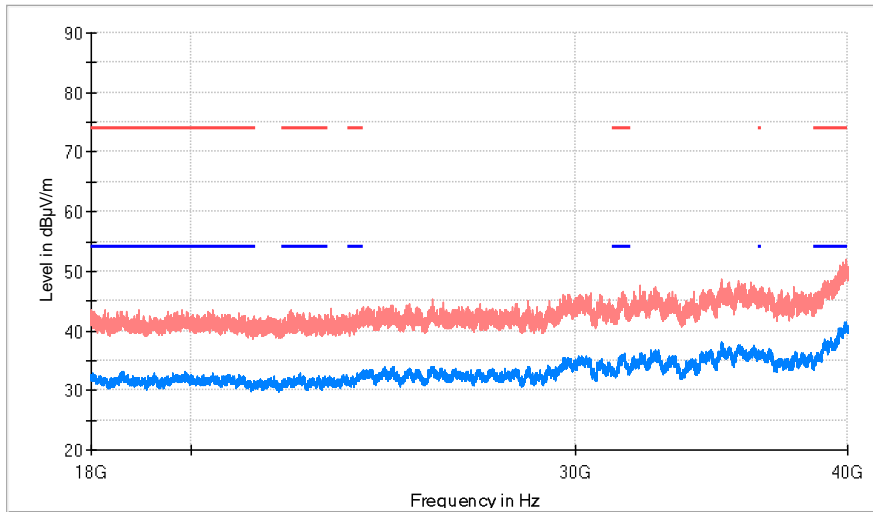
- AVG_MAXH
- PK+_MAXH
- TX limits to Spurious Emission FCC15.407 (1GHz to 40 GHz) Restricted Bands AVG Limit
- TX limits to Spurious Emission FCC15.407 (1GHz to 40 GHz) Restricted Bands PK Limit

Maximizations

Frequency (MHz)	PK+_MAXH (dBµV/m)	AVG_MAXH (dBµV/m)	Poi	Comment
5793.636364	95.7	86.5	V	Fundamental
11581.090909	53.1	41.4	V	

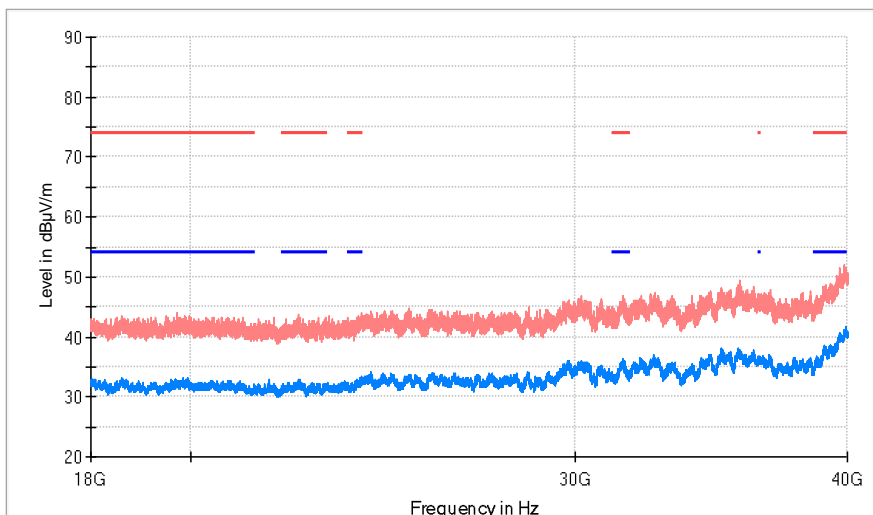
TEST RESULTS (Cont.)	
FREQUENCY RANGE	18 GHz – 40 GHz

Lowest Channel



- AVG_ MAXH
- PK+_ MAXH
- - - TX limits to Spurious Emission FCC15.407 (1GHz to 40 GHz) Restricted Bands PK Limit
- - - TX limits to Spurious Emission FCC15.407 (1GHz to 40 GHz) Restricted Bands AVG Limit

Highest Channel



- AVG_ MAXH
- PK+_ MAXH
- - - TX limits to Spurious Emission FCC15.407 (1GHz to 40 GHz) Restricted Bands PK Limit
- - - TX limits to Spurious Emission FCC15.407 (1GHz to 40 GHz) Restricted Bands AVG Limit

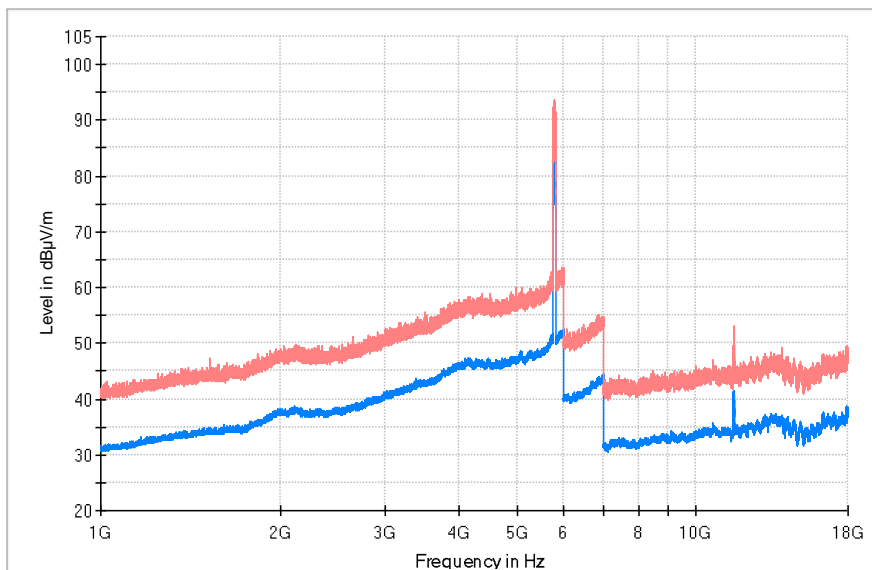
TESTED SAMPLES:	S/02
TESTED CONDITIONS MODES:	TC#03 (ac80 mode chip1 SISO)
TEST RESULTS:	PASS

Frequency range 1 GHz – 40 GHz

The results and plots below show the maximum measured levels in the 1- 40 GHz range.

FREQUENCY RANGE	1 GHz – 18 GHz
------------------------	-----------------------

Lowest Channel



— AVG_MAXH — PK+_MAXH

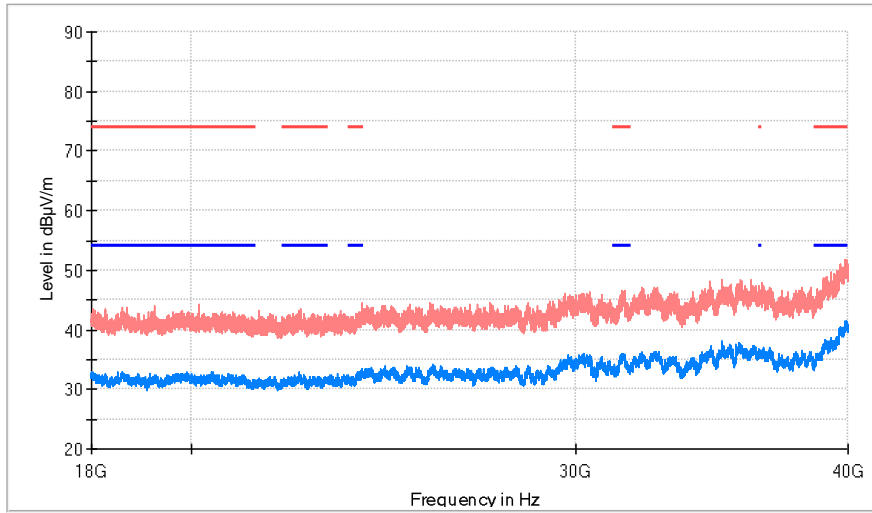
Maximizations

Frequency (MHz)	PK+_MAXH (dBµV/m)	AVG_MAXH (dBµV/m)	Pol	Comment
5781.590909	93.6	83.1	V	Fundamental
11566.363636	53.0	37.6	V	

FREQUENCY RANGE

18 GHz – 40 GHz

Lowest Channel



- AVG_MAXH
- PK+_MAXH
- TX limits to Spurious Emission FCC15.407 (1GHz to 40 GHz) Restricted Bands PK Limit
- TX limits to Spurious Emission FCC15.407 (1GHz to 40 GHz) Restricted Bands AVG Limit

TESTED SAMPLES:	S/02
TESTED CONDITIONS MODES:	TC#01 (n20 mode chip2 SISO)
TEST RESULTS:	PASS

Frequency range 30 MHz – 1000 MHz

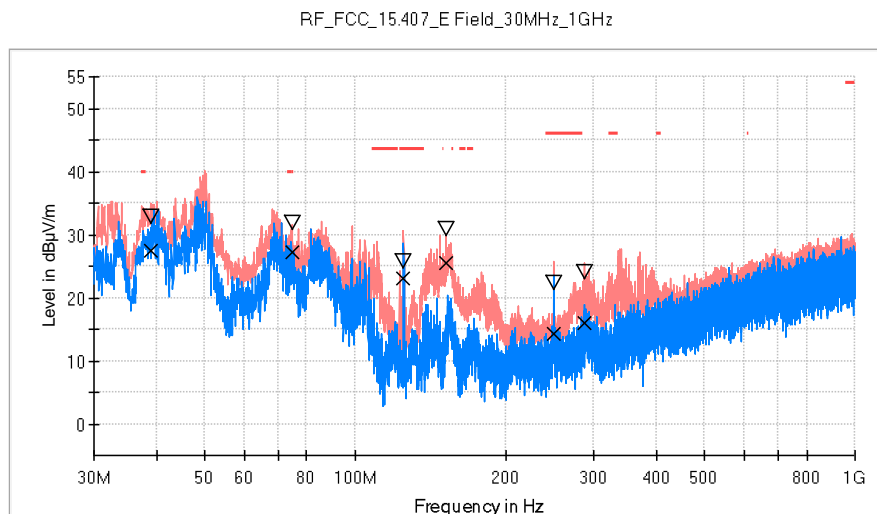
The spurious emissions below 1 GHz do not depend on the operating channel selected in the EUT. See worst operation mode n20 selected for all channels as a worst case.

Frequency range 1 GHz – 40 GHz

The results and plots below show the maximum measured levels in the 1- 40 GHz range.

FREQUENCY RANGE	30MHz – 1 GHz
------------------------	----------------------

Middle Channel



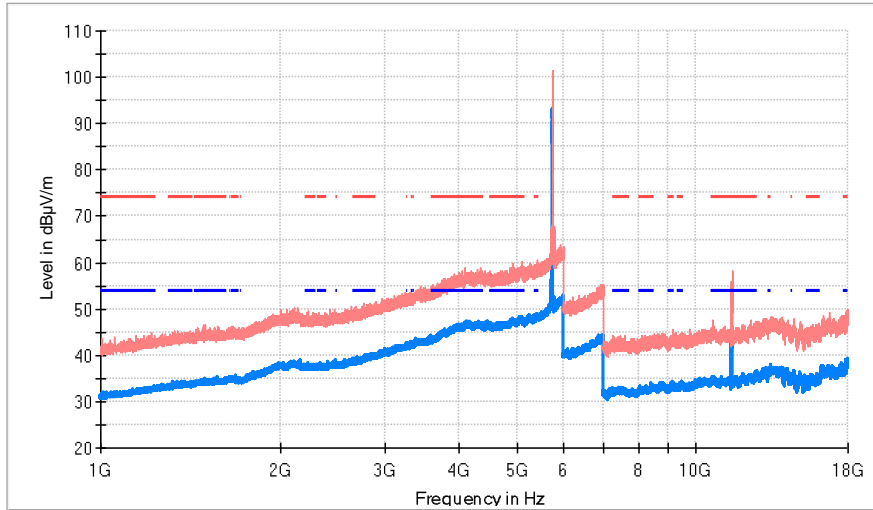
- PK+ _MAXH
- PK+ _CLRWR
- TX limits to Spurious Emission FCC1 5.407 (30MHz to 1GHz) Restricted Bands QPK Limit
- ▽ MaxPeak-PK+ (Single)
- × QuasiPeak-QPK (Single)

Maximizations

Frequency (MHz)	MaxPeak (dBµV/m)	QuasiPeak (dBµV/m)	Pol	Azimuth (deg)
38.875500	32.8	27.5	V	-180.0
74.571500	31.8	27.2	V	7.0
124.963000	25.8	23.1	H	137.0
151.589500	30.7	25.5	H	-175.0
249.996000	22.4	14.3	H	-52.0
287.486500	24.1	16.0	H	-42.0

TEST RESULTS (Cont.)	
FREQUENCY RANGE	1 GHz – 18 GHz

Lowest Channel

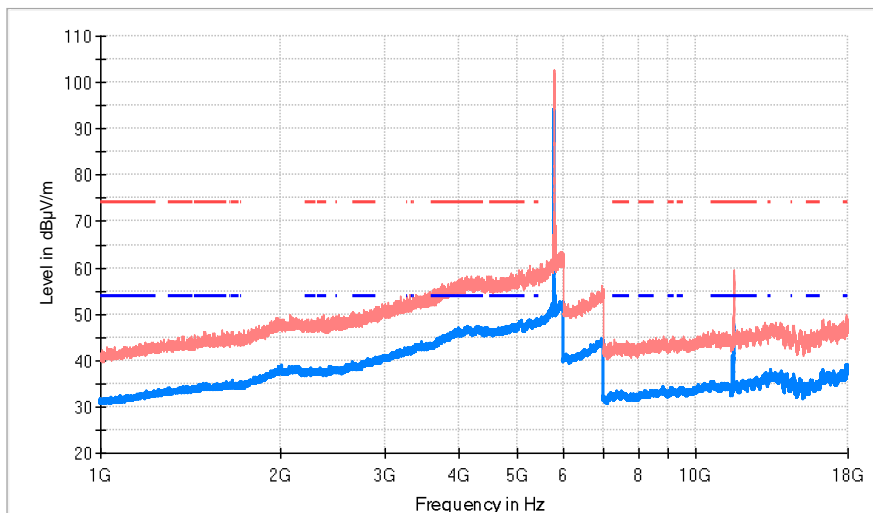


- AVG_MAXH
- PK+_MAXH
- TX limits to Spurious Emission FCC15.407 (1GHz to 40 GHz) Restricted Bands AVG Limit
- TX limits to Spurious Emission FCC15.407 (1GHz to 40 GHz) Restricted Bands PK Limit

Maximizations

Frequency (MHz)	PK+_MAXH (dBµV/m)	AVG_MAXH (dBµV/m)	Pol	Comment
5742.727273	101.5	92.0	V	Fundamental
11497.636364	58.3	43.2	V	

Middle Channel



- AVG_MAXH
- PK+_MAXH
- TX limits to Spurious Emission FCC15.407 (1GHz to 40 GHz) Restricted Bands PK Limit
- TX limits to Spurious Emission FCC15.407 (1GHz to 40 GHz) Restricted Bands AVG Limit

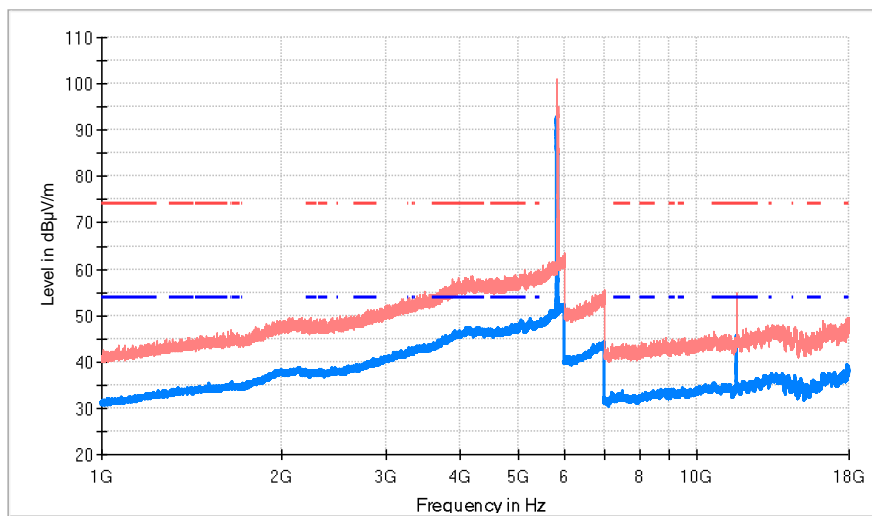
TEST RESULTS (Cont.)

FREQUENCY RANGE 1 – 18 GHz

Maximizations

Frequency (MHz)	PK+_MAXH (dBµV/m)	AVG_MAXH (dBµV/m)	Pol	Comment
5782.727273	102.6	93.0	V	Fundamental
11571.818182	59.5	47.1	V	

Highest Channel



- AVG_MAXH
- PK+_MAXH
- TX limits to Spurious Emission FCC1 5.407 (1GHz to 40 GHz) Restricted Bands AVG Limit
- TX limits to Spurious Emission FCC1 5.407 (1GHz to 40 GHz) Restricted Bands PK Limit

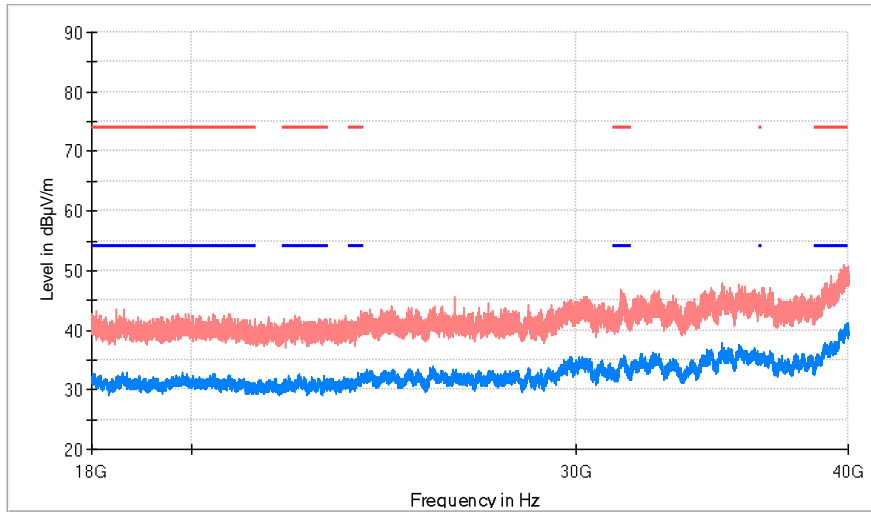
Maximizations

Frequency (MHz)	PK+_MAXH (dBµV/m)	AVG_MAXH (dBµV/m)	Pol	Comment
5823.863636	100.9	92.0	V	Fundamental
11655.272727	54.9	44.1	V	

TEST RESULTS (Cont.)

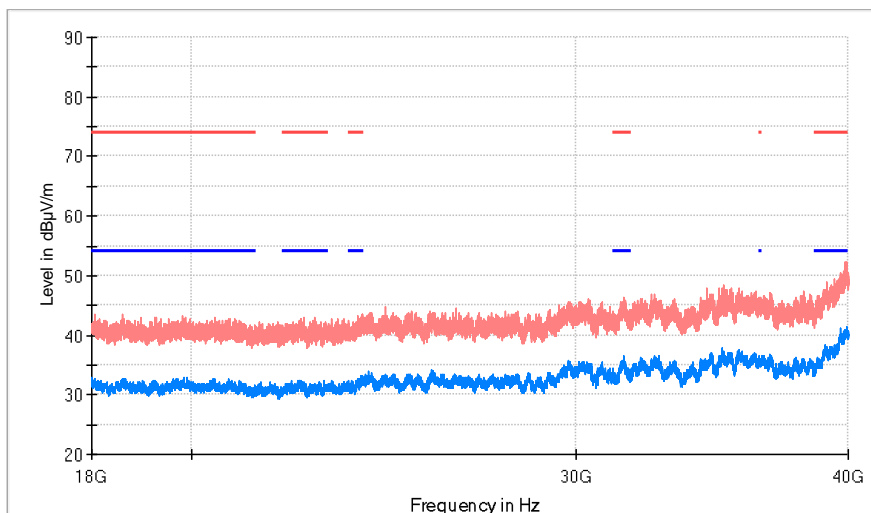
FREQUENCY RANGE 18 – 40 GHz

Lowest Channel



- AVG_MAXH
- PK+ MAXH
- TX limits to Spurious Emission FCC15.407 (1GHz to 40 GHz) Restricted Bands PK Limit
- TX limits to Spurious Emission FCC15.407 (1GHz to 40 GHz) Restricted Bands AVG Limit

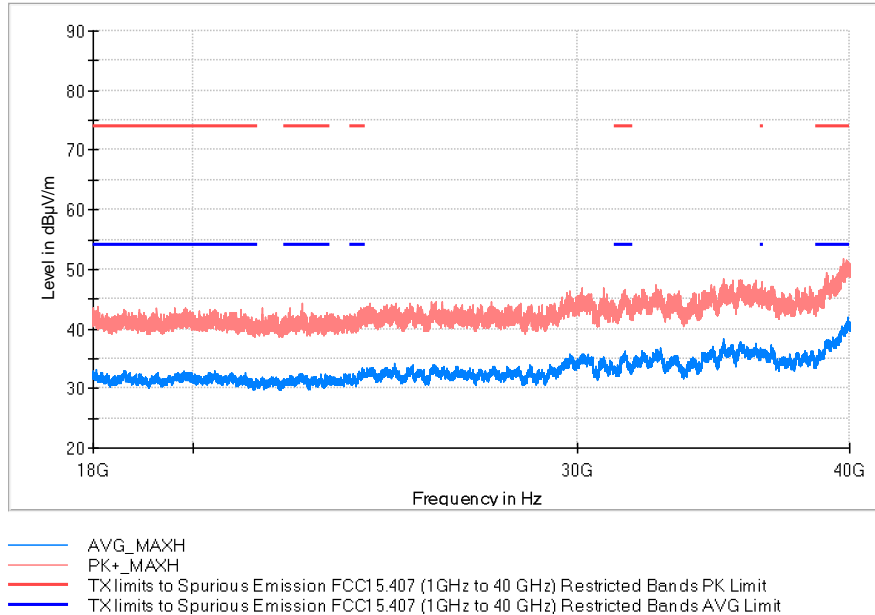
Middle Channel



- AVG_MAXH
- PK+ MAXH
- TX limits to Spurious Emission FCC15.407 (1GHz to 40 GHz) Restricted Bands PK Limit
- TX limits to Spurious Emission FCC15.407 (1GHz to 40 GHz) Restricted Bands AVG Limit

TEST RESULTS (Cont.)	FREQUENCY RANGE 18 – 40 GHz
-----------------------------	------------------------------------

Highest Channel



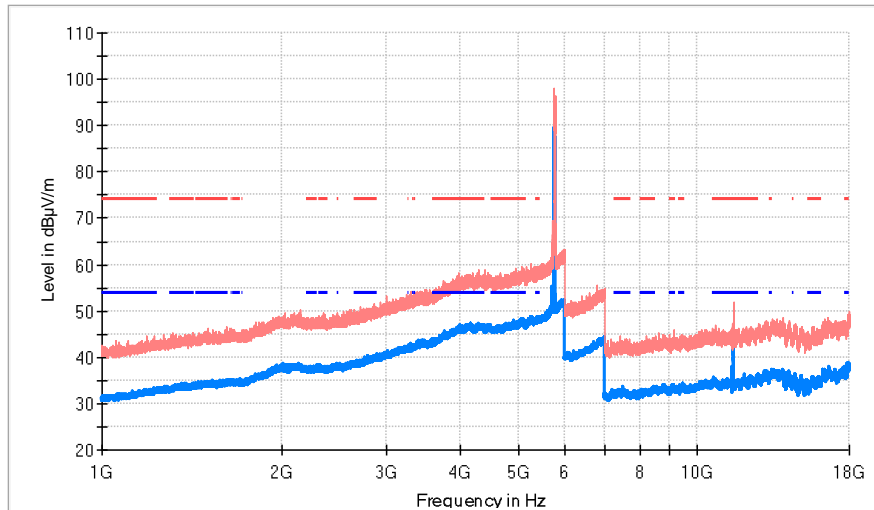
TESTED SAMPLES:	S/02
TESTED CONDITIONS MODES:	TC#02 (n40 mode chip2 SISO)
TEST RESULTS:	PASS

Frequency range 1 GHz – 40 GHz

The results and plots below show the maximum measured levels in the 1- 40 GHz range.

TEST RESULTS (Cont.)	
FREQUENCY RANGE	1 GHz – 18 GHz

Lowest Channel



- AVG_MAXH
- PK+_MAXH
- - - TX limits to Spurious Emission FCC15.407 (1GHz to 40 GHz) Restricted Bands AVG Limit
- - - TX limits to Spurious Emission FCC15.407 (1GHz to 40 GHz) Restricted Bands PK Limit

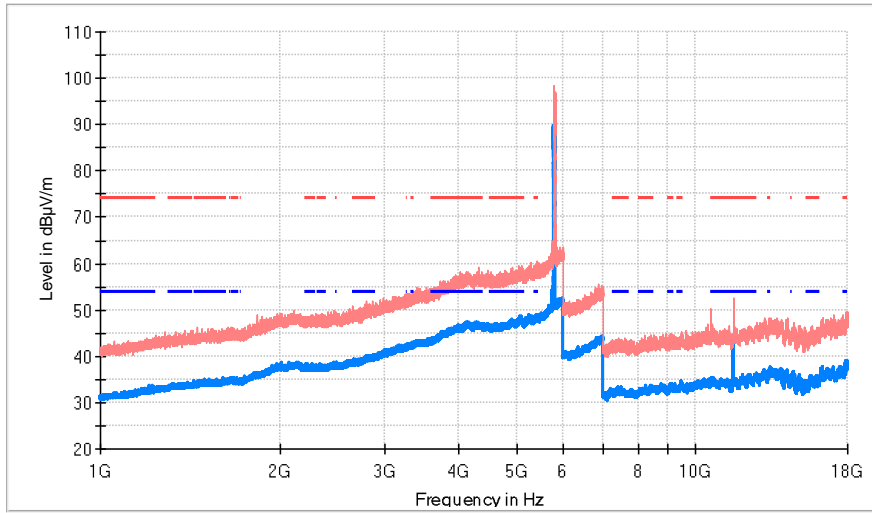
Maximizations

Frequency (MHz)	PK+_MAXH (dBµV/m)	AVG_MAXH (dBµV/m)	Pol	Comment
5751.363636	98.1	89.1	V	Fundamental
11509.636364	51.9	41.7	V	

TEST RESULTS (Cont.)

1 GHz – 18 GHz

Highest Channel



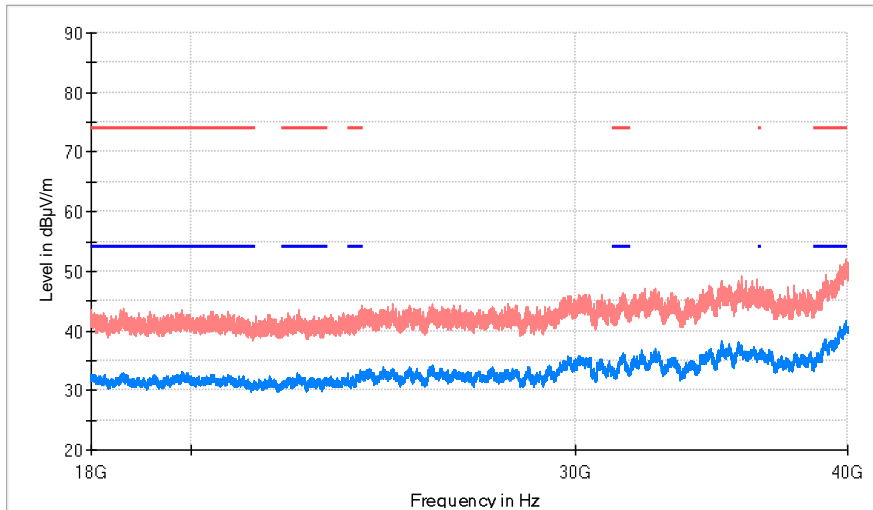
- AVG_MAXH
- PK+_MAXH
- - - TX limits to Spurious Emission FCC15.407 (1GHz to 40 GHz) Restricted Bands PK Limit
- - - TX limits to Spurious Emission FCC15.407 (1GHz to 40 GHz) Restricted Bands AVG Limit

Maximizations

Frequency (MHz)	PK+_MAXH (dBµV/m)	AVG_MAXH (dBµV/m)	Pol	Comment
5793.863636	98.4	89.1	V	Fundamental
11586.545455	52.6	40.9	V	

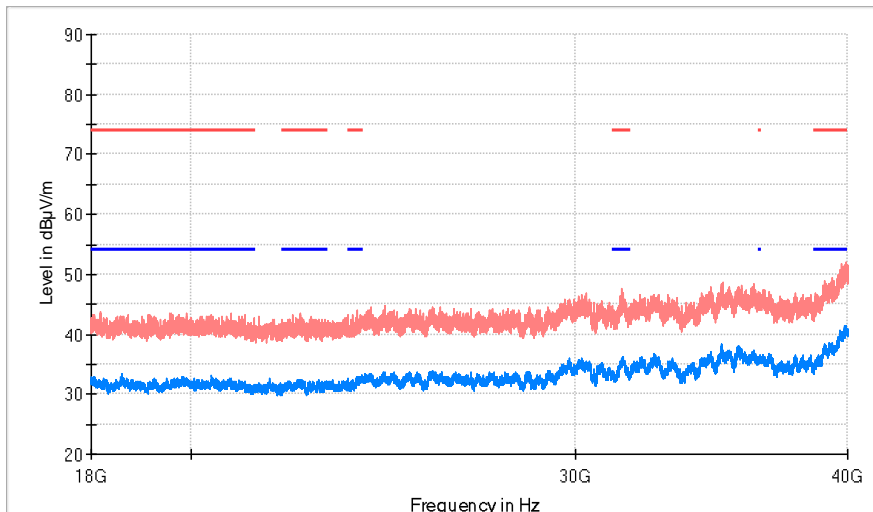
TEST RESULTS (Cont.)	
FREQUENCY RANGE	18 GHz – 40 GHz

Lowest Channel



- AVG_MAXH
- PK+ MAXH
- - - TX limits to Spurious Emission FCC15.407 (1GHz to 40 GHz) Restricted Bands PK Limit
- - - TX limits to Spurious Emission FCC15.407 (1GHz to 40 GHz) Restricted Bands AVG Limit

Highest Channel



- AVG_MAXH
- PK+ MAXH
- - - TX limits to Spurious Emission FCC15.407 (1GHz to 40 GHz) Restricted Bands PK Limit
- - - TX limits to Spurious Emission FCC15.407 (1GHz to 40 GHz) Restricted Bands AVG Limit

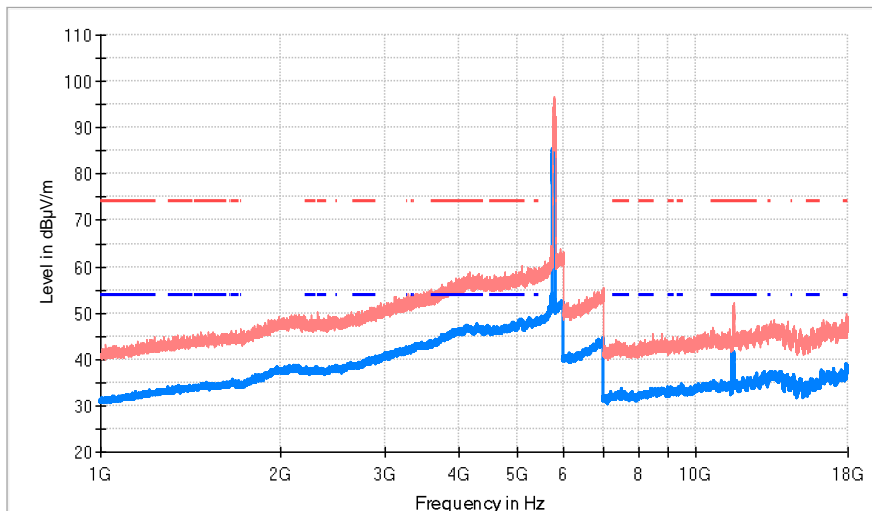
TESTED SAMPLES:	S/02
TESTED CONDITIONS MODES:	TC#03 (ac80 mode chip2 SISO)
TEST RESULTS:	PASS

Frequency range 1 GHz – 40 GHz

The results and plots below show the maximum measured levels in the 1- 40 GHz range.

FREQUENCY RANGE	1 GHz – 18 GHz
------------------------	-----------------------

Lowest Channel



- AVG_MAXH
- PK+_MAXH
- TX limits to Spurious Emission FCC15.407 (1GHz to 40 GHz) Restricted Bands PK Limit
- TX limits to Spurious Emission FCC15.407 (1GHz to 40 GHz) Restricted Bands AVG Limit

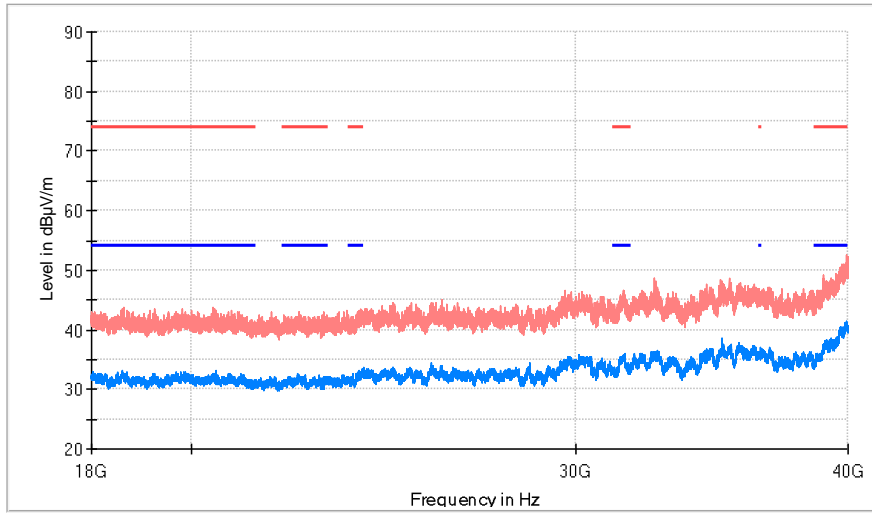
Maximizations

Frequency (MHz)	PK+_MAXH (dBµV/m)	AVG_MAXH (dBµV/m)	Pol	Comment
5780.454546	96.6	84.7	V	Fundamental
11568.000000	52.2	40.7	V	

FREQUENCY RANGE

18 GHz – 40 GHz

Lowest Channel



- AVG_MAXH
- PK+_MAXH
- TX limits to Spurious Emission FCC15.407 (1GHz to 40 GHz) Restricted Bands PK Limit
- TX limits to Spurious Emission FCC15.407 (1GHz to 40 GHz) Restricted Bands AVG Limit

TESTED SAMPLES:	S/02
TESTED CONDITIONS MODES:	TC#02 (n20 mode chip1 MIMO)
TEST RESULTS:	PASS

Frequency range 30 MHz – 1000 MHz

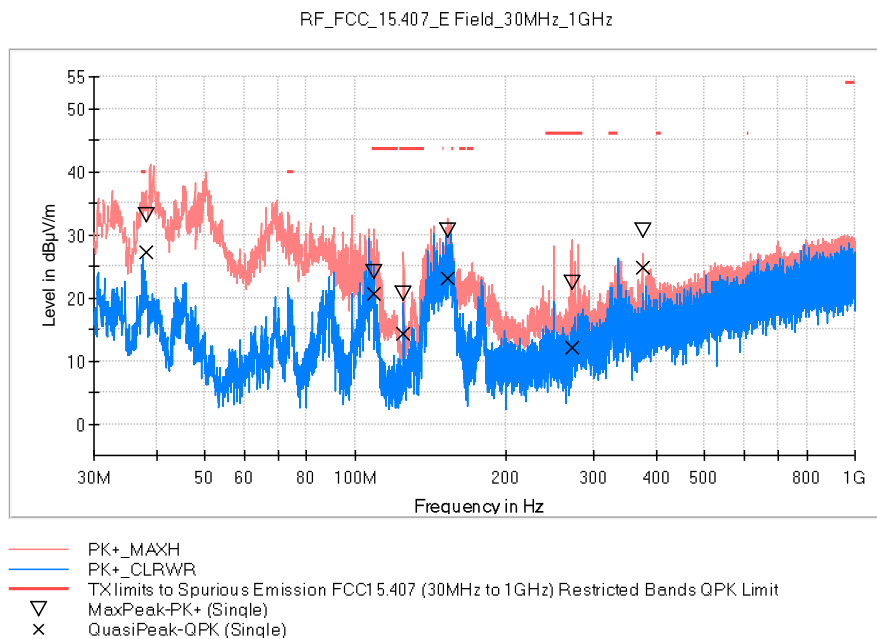
The spurious emissions below 1 GHz do not depend on the operating channel selected in the EUT. See worst operation mode selected for all channels as a worst case.

Frequency range 1 GHz – 40 GHz

The results and plots below show the maximum measured levels in the 1- 40 GHz range.

FREQUENCY RANGE	30MHz – 1 GHz
------------------------	----------------------

Middle Channel

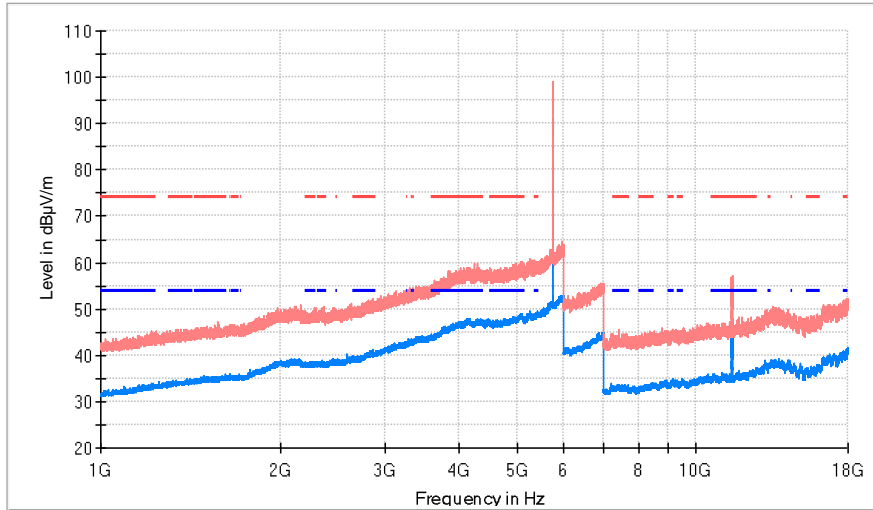


Maximizations

Frequency (MHz)	MaxPeak (dBµV/m)	QuasiPeak (dBµV/m)	Pol	Azimuth (deg)
38.051000	32.9	27.2	V	86.0
108.764000	24.0	20.7	H	129.0
124.963000	20.6	14.2	H	-133.0
153.335500	30.6	23.0	H	-180.0
271.627000	22.3	12.1	H	-47.0
374.980500	30.5	24.9	H	-164.0

TEST RESULTS (Cont.)	
FREQUENCY RANGE	1 GHz – 18 GHz

Lowest Channel

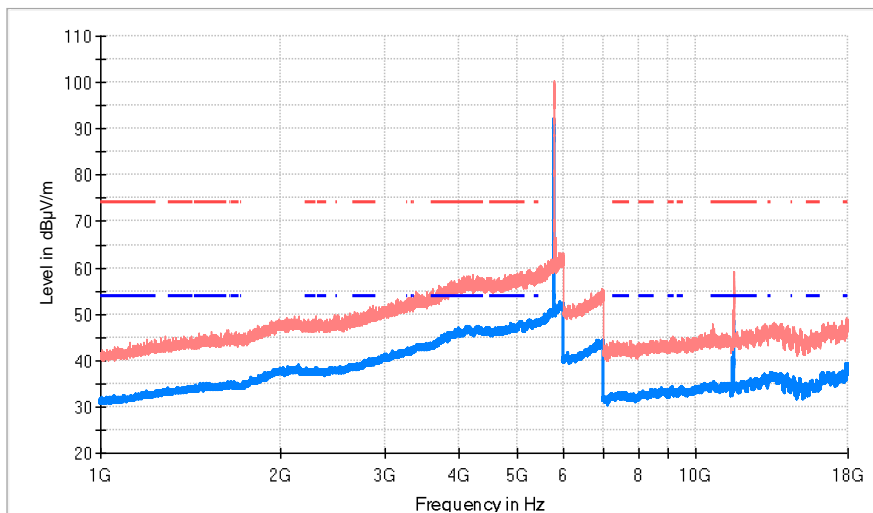


- AVG_MAXH
- PK+_MAXH
- TX limits to Spurious Emission FCC15.407 (1GHz to 40 GHz) Restricted Bands AVG Limit
- TX limits to Spurious Emission FCC15.407 (1GHz to 40 GHz) Restricted Bands PK Limit

Maximizations

Frequency (MHz)	PK+_MAXH (dBµV/m)	AVG_MAXH (dBµV/m)	Pol	Comment
5743.863636	99.0	89.7	V	-17.0
11492.727273	57.1	44.6	H	-180.0

Middle Channel



- AVG_MAXH
- PK+_MAXH
- TX limits to Spurious Emission FCC15.407 (1GHz to 40 GHz) Restricted Bands AVG Limit
- TX limits to Spurious Emission FCC15.407 (1GHz to 40 GHz) Restricted Bands PK Limit

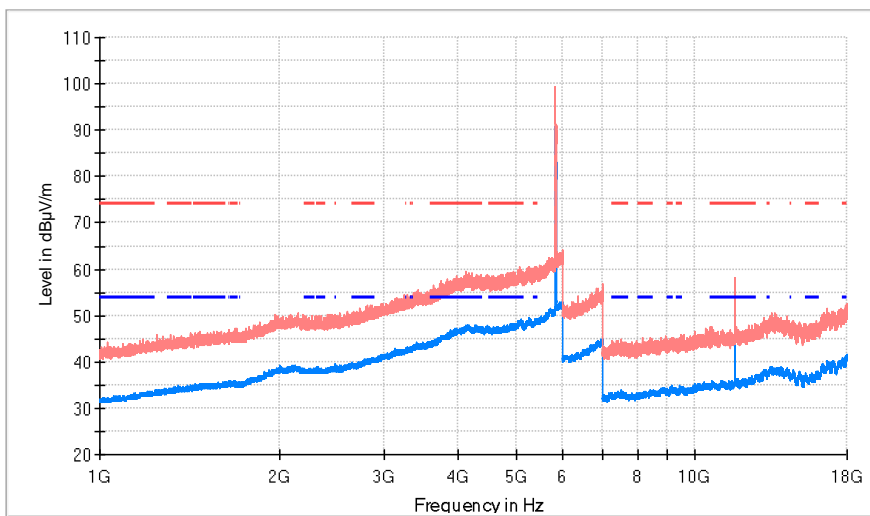
TEST RESULTS (Cont.)

FREQUENCY RANGE 1 – 18 GHz

Maximizations

Frequency (MHz)	PK+_MAXH (dBµV/m)	AVG_MAXH (dBµV/m)	Pol	Comment
5783.863636	100.2	90.9	V	Fundamental
11566.909091	59.3	47.7	H	

Highest Channel



- AVG_MAXH
- PK+_MAXH
- TX limits to Spurious Emission FCC1 5.407 (1GHz to 40 GHz) Restricted Bands AVG Limit
- TX limits to Spurious Emission FCC1 5.407 (1GHz to 40 GHz) Restricted Bands PK Limit

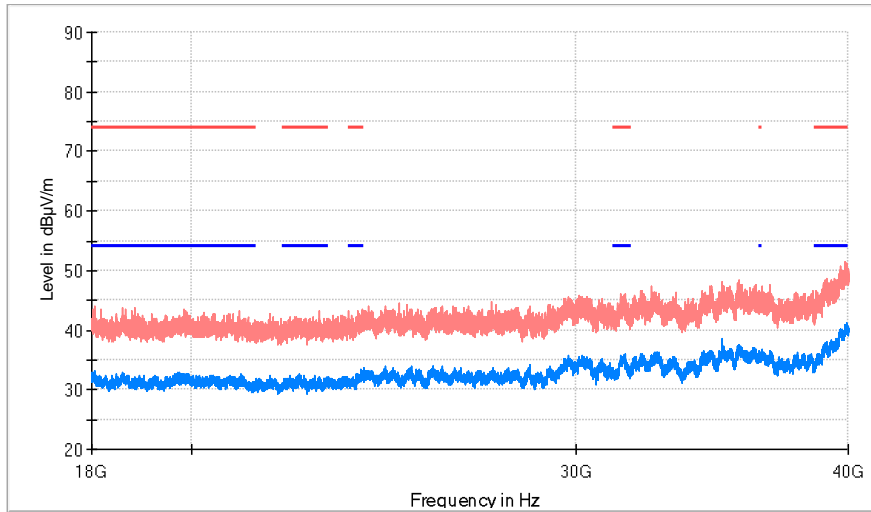
Maximizations

Frequency (MHz)	PK+_MAXH (dBµV/m)	AVG_MAXH (dBµV/m)	Pol	Comment
5823.636364	99.4	90.1	V	-28.0
11646.000000	58.0	46.5	H	-180.0

TEST RESULTS (Cont.)

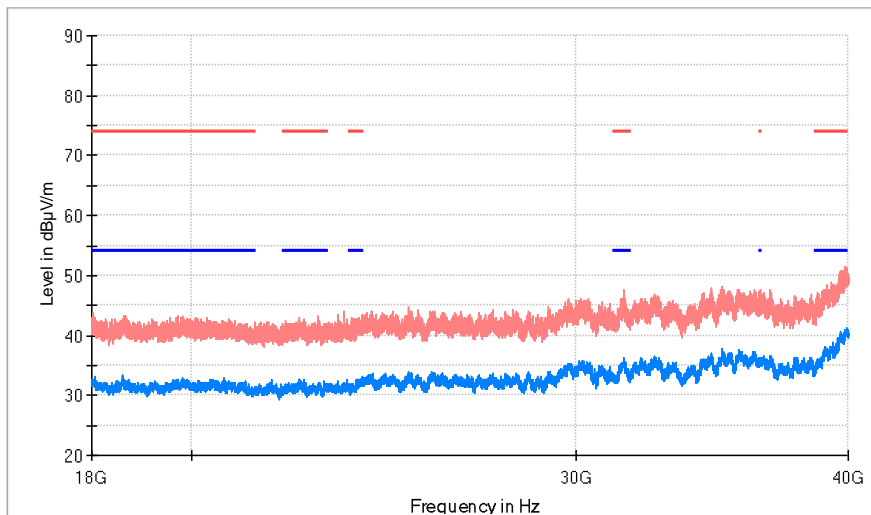
FREQUENCY RANGE 18 – 40 GHz

Lowest Channel



- AVG_MAXH
- PK+ MAXH
- TX limits to Spurious Emission FCC15.407 (1GHz to 40 GHz) Restricted Bands PK Limit
- TX limits to Spurious Emission FCC15.407 (1GHz to 40 GHz) Restricted Bands AVG Limit

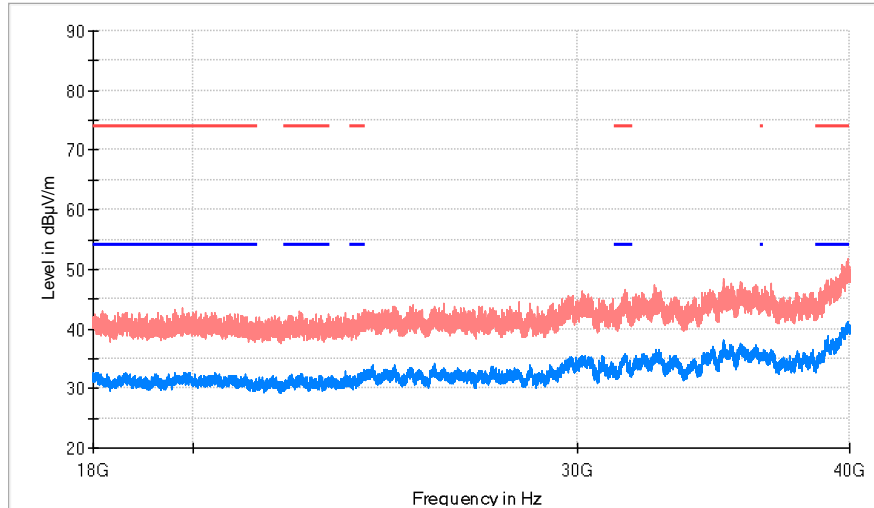
Middle Channel



- AVG_MAXH
- PK+ MAXH
- TX limits to Spurious Emission FCC15.407 (1GHz to 40 GHz) Restricted Bands PK Limit
- TX limits to Spurious Emission FCC15.407 (1GHz to 40 GHz) Restricted Bands AVG Limit

TEST RESULTS (Cont.)	FREQUENCY RANGE 18 – 40 GHz
-----------------------------	------------------------------------

Highest Channel



- AVG_MAXH
- PK+_MAXH
- TX limits to Spurious Emission FCC1 5.407 (1GHz to 40 GHz) Restricted Bands PK Limit
- TX limits to Spurious Emission FCC1 5.407 (1GHz to 40 GHz) Restricted Bands AVG Limit

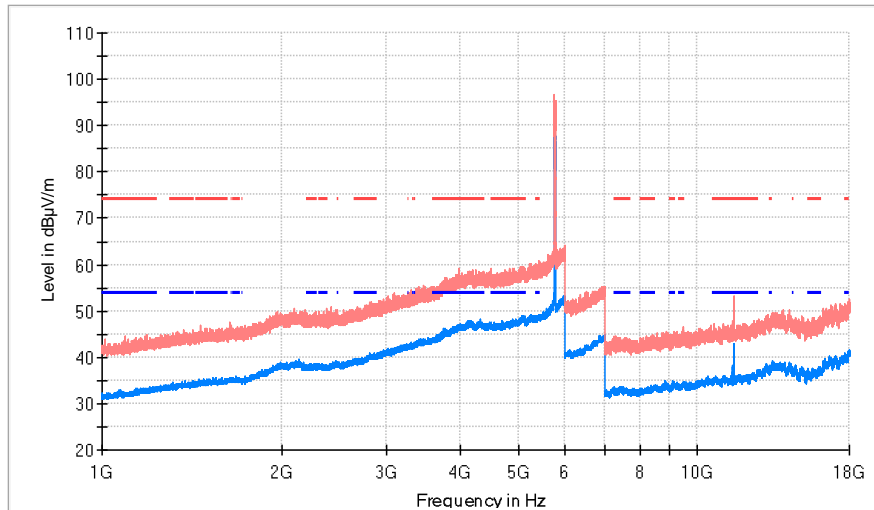
TESTED SAMPLES:	S/02
TESTED CONDITIONS MODES:	TC#02 (n40 mode chip1 MIMO)
TEST RESULTS:	PASS

Frequency range 1 GHz – 40 GHz

The results and plots below show the maximum measured levels in the 1- 40 GHz range.

TEST RESULTS (Cont.)	
FREQUENCY RANGE	1 GHz – 18 GHz

Lowest Channel



- AVG_MAXH
- PK+_MAXH
- TX limits to Spurious Emission FCC15.407 (1GHz to 40 GHz) Restricted Bands AVG Limit
- TX limits to Spurious Emission FCC15.407 (1GHz to 40 GHz) Restricted Bands PK Limit

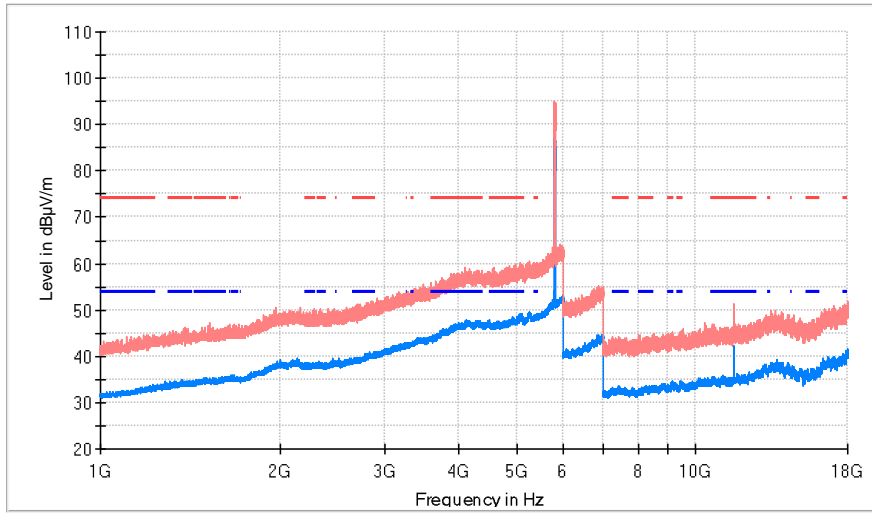
Maximizations

Frequency (MHz)	PK+_MAXH (dBµV/m)	AVG_MAXH (dBµV/m)	Pol	Comment
5757.272727	96.8	88.6	V	-24.0
11510.181818	53.2	41.9	H	-180.0

TEST RESULTS (Cont.)

1 GHz – 18 GHz

Highest Channel



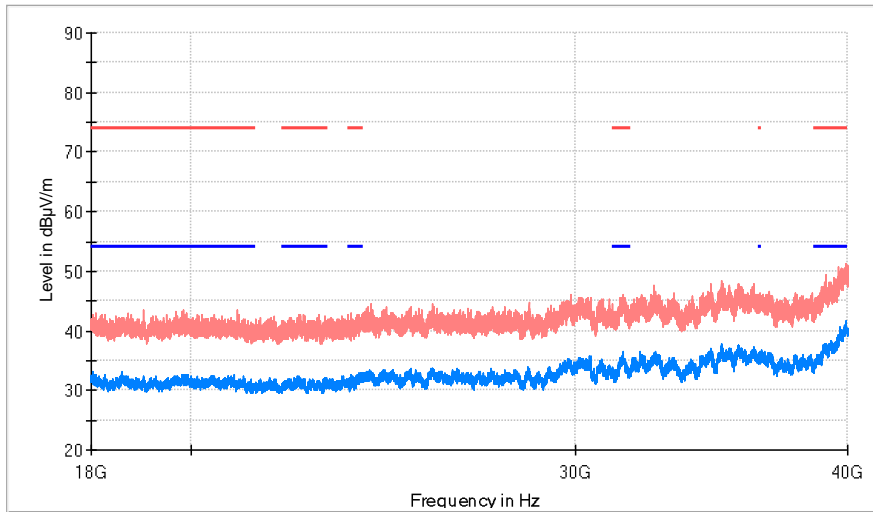
- AVG_MAXH
- PK+_MAXH
- - - TX limits to Spurious Emission FCC15.407 (1GHz to 40 GHz) Restricted Bands PK Limit
- - - TX limits to Spurious Emission FCC15.407 (1GHz to 40 GHz) Restricted Bands AVG Limit

Maximizations

Frequency (MHz)	PK+_MAXH (dBµV/m)	AVG_MAXH (dBµV/m)	Pol	Comment
5796.818182	95.1	87.0	V	-42.0
11591.454546	51.4	41.2	H	180.0

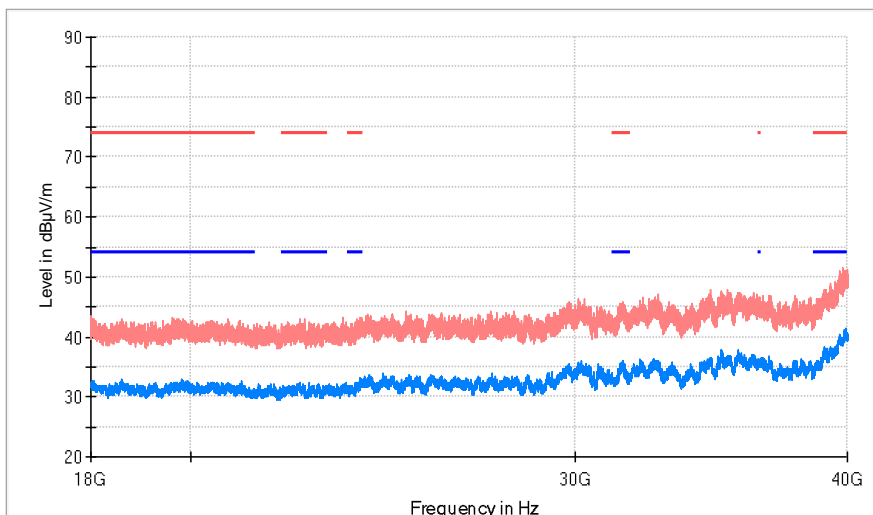
TEST RESULTS (Cont.)	
FREQUENCY RANGE	18 GHz – 40 GHz

Lowest Channel



- AVG_MAXH
- PK+_MAXH
- - - TX limits to Spurious Emission FCC15.407 (1GHz to 40 GHz) Restricted Bands PK Limit
- - - TX limits to Spurious Emission FCC15.407 (1GHz to 40 GHz) Restricted Bands AVG Limit

Highest Channel



- AVG_MAXH
- PK+_MAXH
- - - TX limits to Spurious Emission FCC15.407 (1GHz to 40 GHz) Restricted Bands PK Limit
- - - TX limits to Spurious Emission FCC15.407 (1GHz to 40 GHz) Restricted Bands AVG Limit

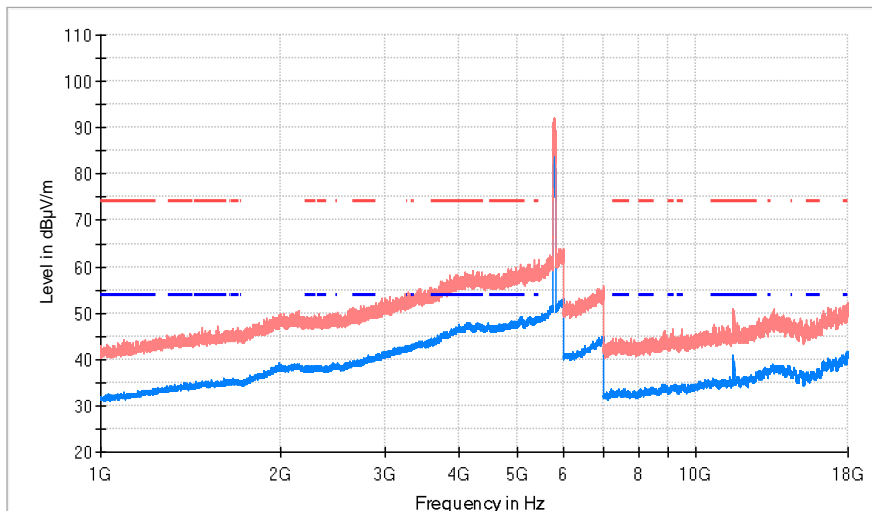
TESTED SAMPLES:	S/02
TESTED CONDITIONS MODES:	TC#03 (ac80 mode chip1 MIMO)
TEST RESULTS:	PASS

Frequency range 1 GHz – 40 GHz

The results and plots below show the maximum measured levels in the 1- 40 GHz range.

FREQUENCY RANGE	1 GHz – 18 GHz
------------------------	-----------------------

Middle Channel



- AVG_MAXH
- PK+_MAXH
- - - TX limits to Spurious Emission FCC15.407 (1GHz to 40 GHz) Restricted Bands AVG Limit
- - - TX limits to Spurious Emission FCC15.407 (1GHz to 40 GHz) Restricted Bands PK Limit

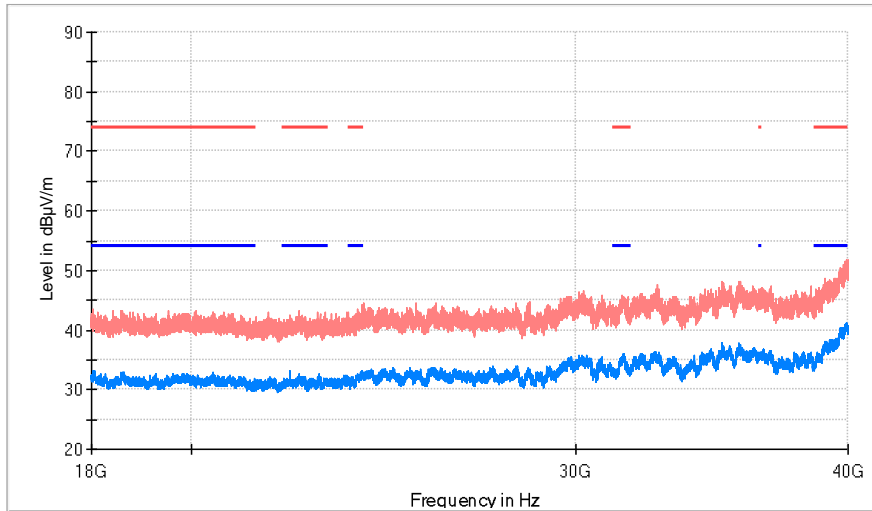
Maximizations

Frequency (MHz)	PK+_MAXH (dBµV/m)	AVG_MAXH (dBµV/m)	Pol	Comment
5772.272727	92.1	83.2	V	-22.0
11538.545455	50.8	39.1	H	180.0

FREQUENCY RANGE

18 GHz – 40 GHz

Middle Channel



- AVG_MAXH
- PK+_MAXH
- TXlimits to Spurious Emission FCC1 5.407 (1GHz to 40 GHz) Restricted Bands PK Limit
- TXlimits to Spurious Emission FCC1 5.407 (1GHz to 40 GHz) Restricted Bands AVG Limit

TESTED SAMPLES:	S/02
TESTED CONDITIONS MODES:	TC#02 (n20 mode chip2 MIMO)
TEST RESULTS:	PASS

Frequency range 30 MHz – 1000 MHz

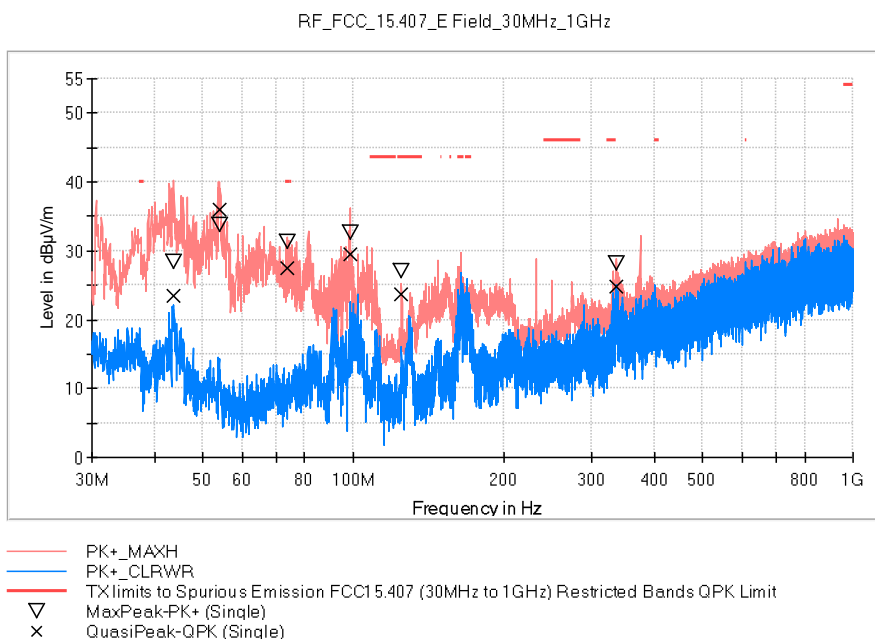
The spurious emissions below 1 GHz do not depend on the operating channel selected in the EUT. See worst operation mode selected for all channels as a worst case.

Frequency range 1 GHz – 40 GHz

The results and plots below show the maximum measured levels in the 1- 40 GHz range.

FREQUENCY RANGE	30MHz – 1 GHz
------------------------	----------------------

Middle Channel

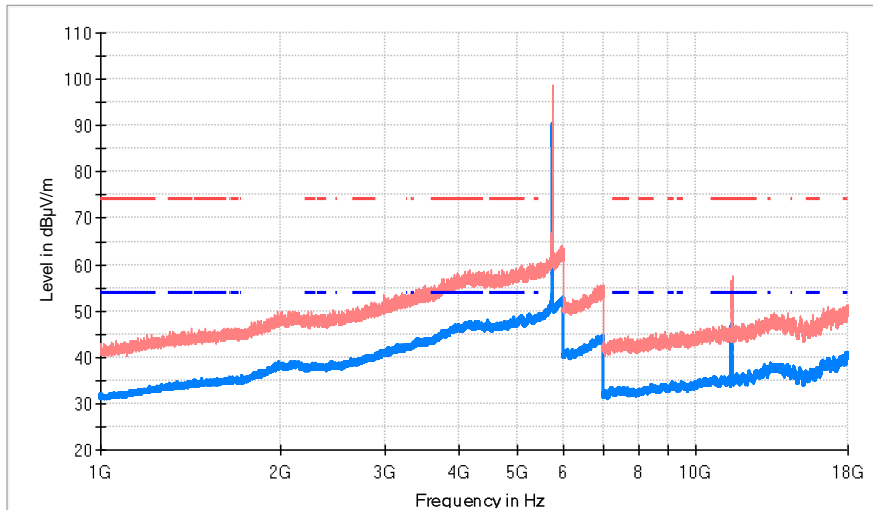


Maximizations

Frequency (MHz)	MaxPeak (dBµV/m)	QuasiPeak (dBµV/m)	Pol	Azimuth (deg)
43.774000	28.4	23.6	V	-11.0
53.862000	33.9	36.0	V	-180.0
73.892500	31.4	27.4	V	-11.0
98.433500	32.7	29.5	V	-11.0
125.011500	27.0	23.8	V	180.0
335.986500	28.1	24.8	H	132.0

TEST RESULTS (Cont.)	
FREQUENCY RANGE	1 GHz – 18 GHz

Lowest Channel

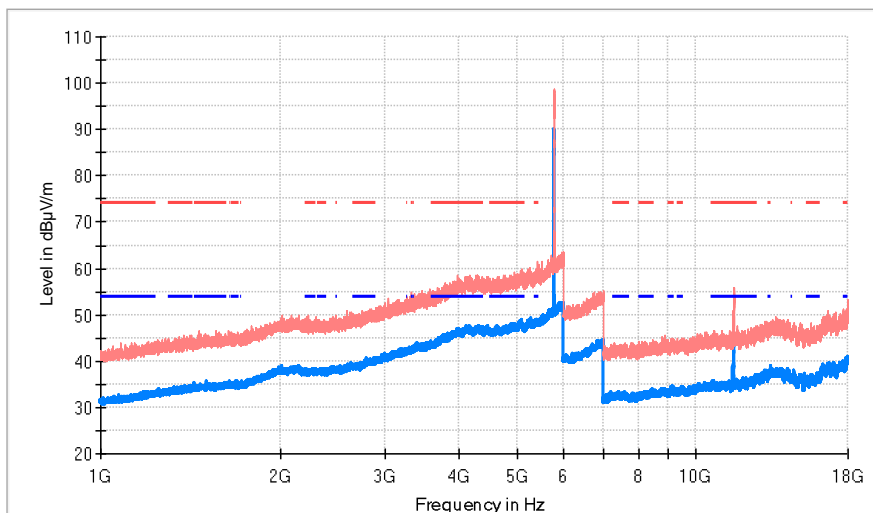


- AVG_MAXH
- PK+_MAXH
- - - TX limits to Spurious Emission FCC15.407 (1GHz to 40 GHz) Restricted Bands PK Limit
- - - TX limits to Spurious Emission FCC15.407 (1GHz to 40 GHz) Restricted Bands AVG Limit

Maximizations

Frequency (MHz)	PK+_MAXH (dBµV/m)	AVG_MAXH (dBµV/m)	Pol	Comment
5744.090909	98.6	89.8	V	Fundamental
11490.000000	57.6	46.7	H	

Middle Channel



- AVG_MAXH
- PK+_MAXH
- - - TX limits to Spurious Emission FCC15.407 (1GHz to 40 GHz) Restricted Bands PK Limit
- - - TX limits to Spurious Emission FCC15.407 (1GHz to 40 GHz) Restricted Bands AVG Limit

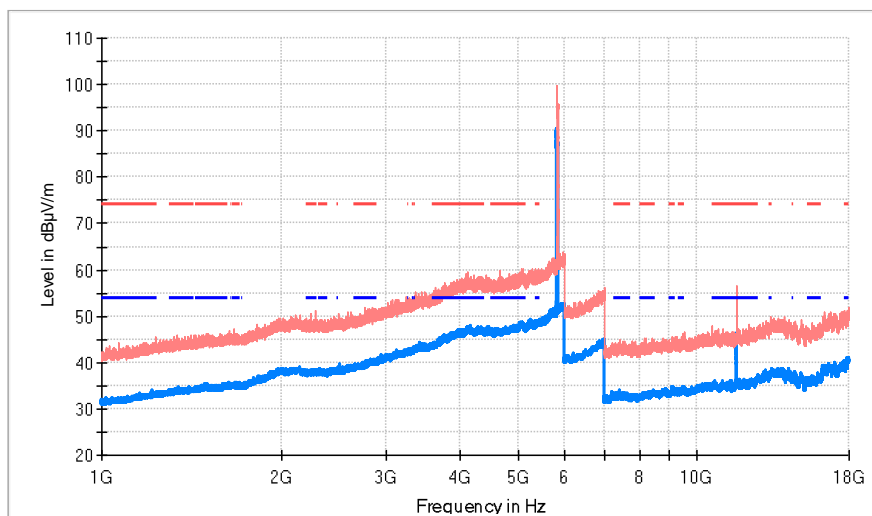
TEST RESULTS (Cont.)

FREQUENCY RANGE 1 – 18 GHz

Maximizations

Frequency (MHz)	PK+_MAXH (dBµV/m)	AVG_MAXH (dBµV/m)	Pol	Comment
5786.136364	98.7	90.1	V	Fundamental
11568.000000	55.7	44.1	H	

Highest Channel



- AVG_MAXH
- PK+_MAXH
- TX limits to Spurious Emission FCC15.407 (1GHz to 40 GHz) Restricted Bands PK Limit
- TX limits to Spurious Emission FCC15.407 (1GHz to 40 GHz) Restricted Bands AVG Limit

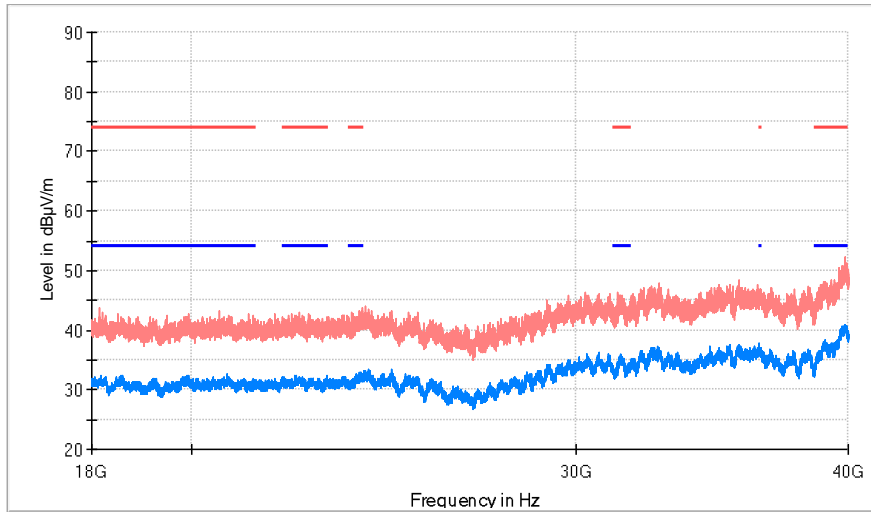
Maximizations

Frequency (MHz)	PK+_MAXH (dBµV/m)	AVG_MAXH (dBµV/m)	Pol	Comment
5827.045455	99.7	89.4	V	Fundamental
11647.636364	56.6	43.8	H	

TEST RESULTS (Cont.)

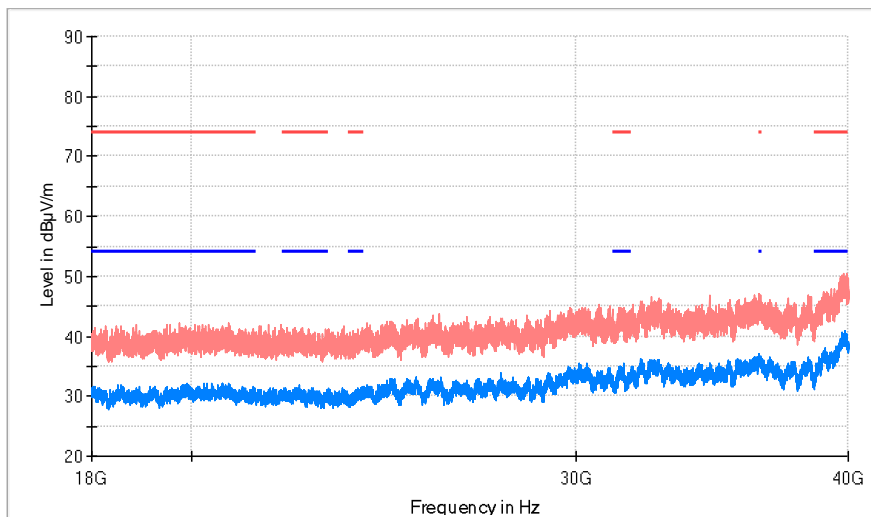
FREQUENCY RANGE 18 – 40 GHz

Lowest Channel



- AVG_MAXH
- PK+_MAXH
- - TX limits to Spurious Emission FCC15.407 (1GHz to 40 GHz) Restricted Bands PK Limit
- - TX limits to Spurious Emission FCC15.407 (1GHz to 40 GHz) Restricted Bands AVG Limit

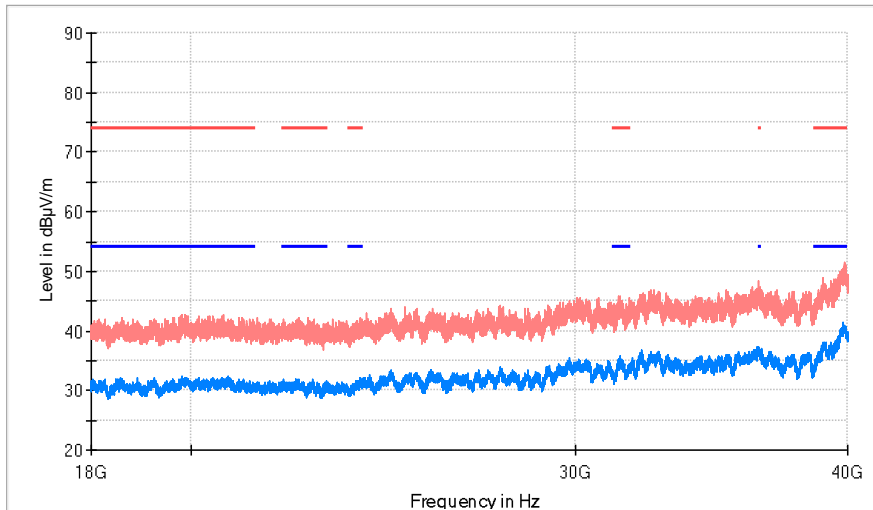
Middle Channel



- AVG_MAXH
- PK+_MAXH
- - TX limits to Spurious Emission FCC15.407 (1GHz to 40 GHz) Restricted Bands PK Limit
- - TX limits to Spurious Emission FCC15.407 (1GHz to 40 GHz) Restricted Bands AVG Limit

TEST RESULTS (Cont.)	FREQUENCY RANGE 18 – 40 GHz
-----------------------------	------------------------------------

Highest Channel



- AVG_MAXH
- PK+_MAXH
- TX limits to Spurious Emission FCC1 5.407 (1GHz to 40 GHz) Restricted Bands PK Limit
- TX limits to Spurious Emission FCC1 5.407 (1GHz to 40 GHz) Restricted Bands AVG Limit

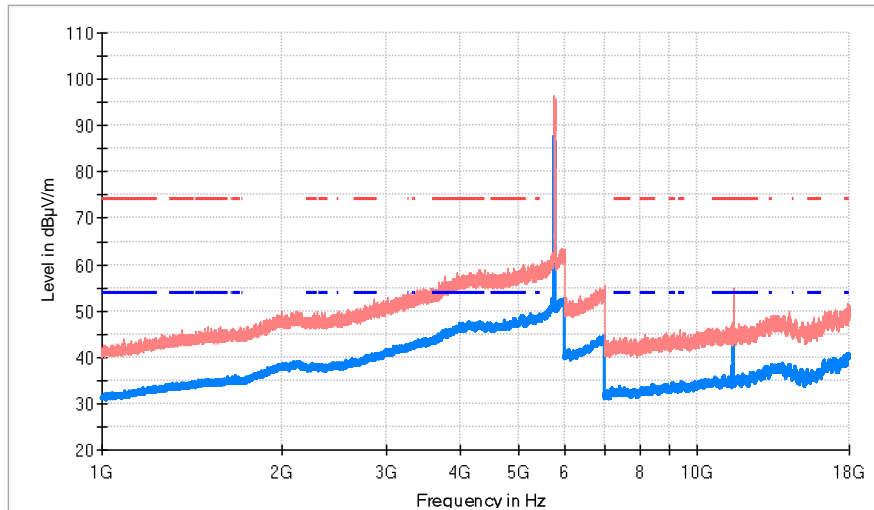
TESTED SAMPLES:	S/02
TESTED CONDITIONS MODES:	TC#02 (n40 mode chip2 MIMO)
TEST RESULTS:	PASS

Frequency range 1 GHz – 40 GHz

The results and plots below show the maximum measured levels in the 1- 40 GHz range.

TEST RESULTS (Cont.)	
FREQUENCY RANGE	1 GHz – 18 GHz

Lowest Channel



- AVG_MAXH
- PK+MAXH
- - - TX limits to Spurious Emission FCC15.407 (1GHz to 40 GHz) Restricted Bands PK Limit
- - - TX limits to Spurious Emission FCC15.407 (1GHz to 40 GHz) Restricted Bands AVG Limit

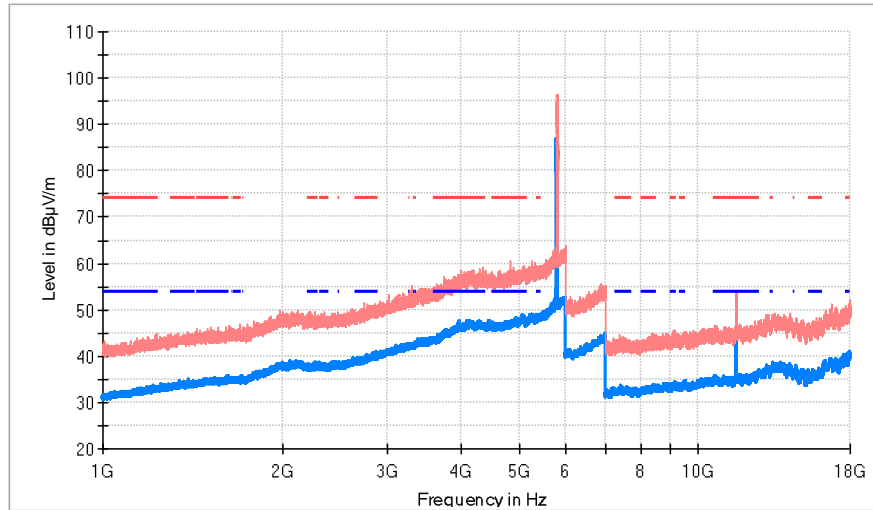
Maximizations

Frequency (MHz)	PK+MAXH (dBµV/m)	AVG_MAXH (dBµV/m)	Pol	Comment
5747.500000	96.4	87.3	V	Fundamental
11511.818182	54.9	42.9	V	

TEST RESULTS (Cont.)

1 GHz – 18 GHz

Highest Channel



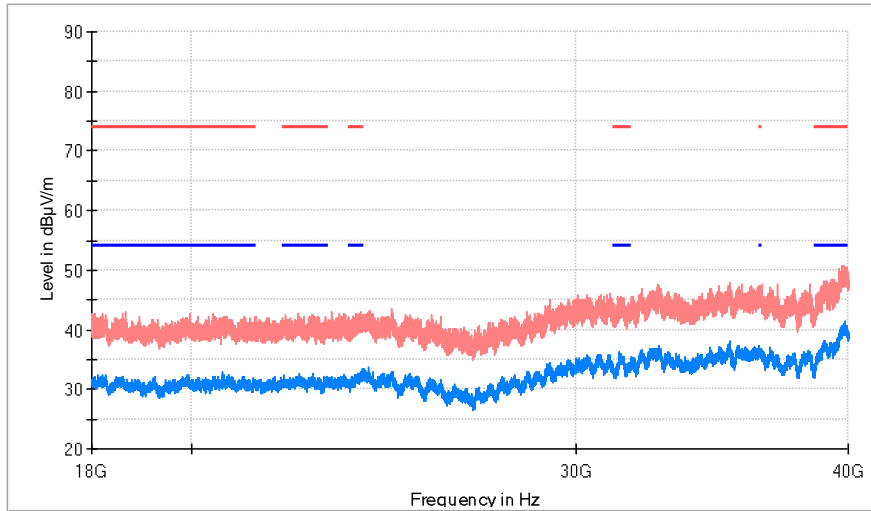
- AVG_MAXH
- PK+_MAXH
- TXlimits to Spurious Emission FCC15.407 (1GHz to 40 GHz) Restricted Bands PK Limit
- TXlimits to Spurious Emission FCC15.407 (1GHz to 40 GHz) Restricted Bands AVG Limit

Maximizations

Frequency (MHz)	PK+_MAXH (dBµV/m)	AVG_MAXH (dBµV/m)	Pol	Comment
5800.227273	96.5	87.3	V	Fundamental
11578.363636	54.0	42.8	H	

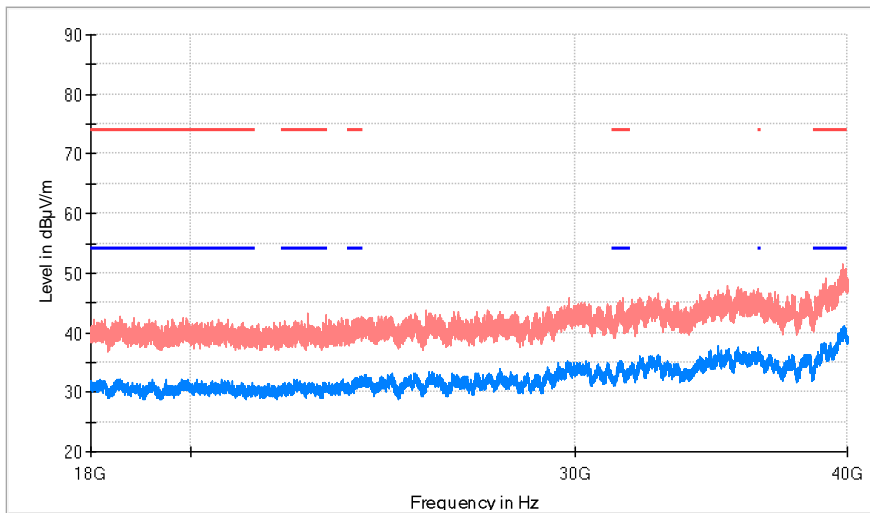
TEST RESULTS (Cont.)	
FREQUENCY RANGE	18 GHz – 40 GHz

Lowest Channel



- AVG_MAXH
- PK+_MAXH
- TX limits to Spurious Emission FCC15.407 (1GHz to 40 GHz) Restricted Bands PK Limit
- TX limits to Spurious Emission FCC15.407 (1GHz to 40 GHz) Restricted Bands AVG Limit

Highest Channel



- AVG_MAXH
- PK+_MAXH
- TX limits to Spurious Emission FCC15.407 (1GHz to 40 GHz) Restricted Bands PK Limit
- TX limits to Spurious Emission FCC15.407 (1GHz to 40 GHz) Restricted Bands AVG Limit

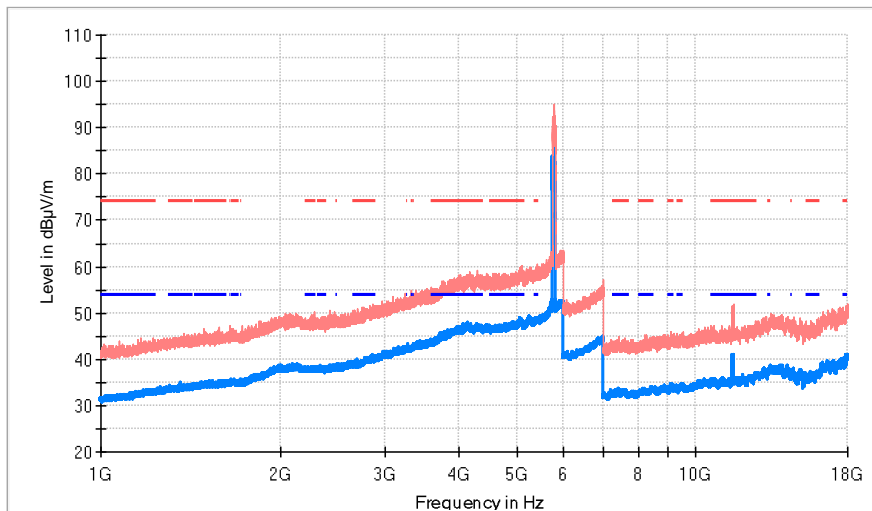
TESTED SAMPLES:	S/02
TESTED CONDITIONS MODES:	TC#03 (ac80 mode chip2 MIMO)
TEST RESULTS:	PASS

Frequency range 1 GHz – 40 GHz

The results and plots below show the maximum measured levels in the 1- 40 GHz range.

FREQUENCY RANGE	1 GHz – 18 GHz
------------------------	-----------------------

Lowest Channel



- AVG_MAXH
- PK+_MAXH
- TX limits to Spurious Emission FCC15.407 (1GHz to 40 GHz) Restricted Bands PK Limit
- TX limits to Spurious Emission FCC15.407 (1GHz to 40 GHz) Restricted Bands AVG Limit

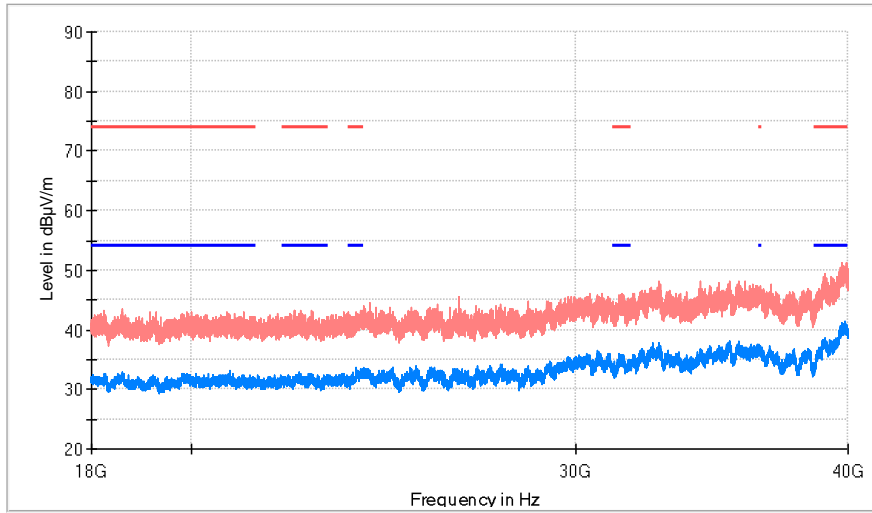
Maximizations

Frequency (MHz)	PK+_MAXH (dBµV/m)	AVG_MAXH (dBµV/m)	Pol	Comment
5778.636364	95.1	83.5	V	Fundamental
11559.818182	52.0	40.8	V	

FREQUENCY RANGE

18 GHz – 40 GHz

Lowest Channel



- AVG_MAXH
- PK+_MAXH
- - TX limits to Spurious Emission FCC15.407 (1GHz to 40 GHz) Restricted Bands PK Limit
- - TX limits to Spurious Emission FCC15.407 (1GHz to 40 GHz) Restricted Bands AVG Limit