

**TEST RESULTS (Cont.):**

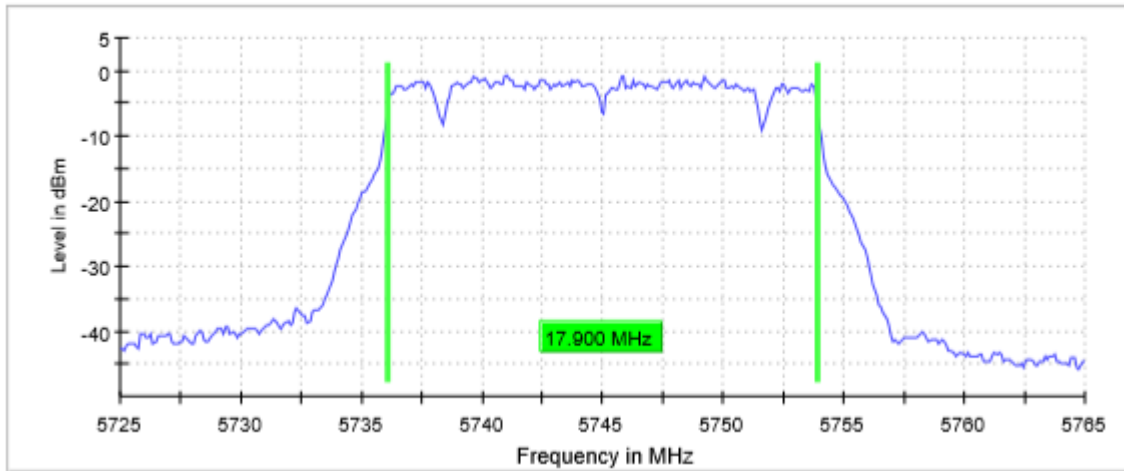
**Measurement**

Setting	Instrument Value	Instrument Value	Instrument Value
Start Frequency	5.72500 GHz	5.76500 GHz	5.80500 GHz
Stop Frequency	5.76500 GHz	5.80500 GHz	5.84500 GHz
Span	40.000 MHz	40.000 MHz	40.000 MHz
RBW	200.000 KHz	200.000 KHz	200.000 KHz
VBW	1.000 MHz	1.000 MHz	1.000 MHz
SweepPoints	400	400	400
SweepTime	28.477 µs	28.477 µs	28.477 µs
Reference Level	0.000 dBm	0.000 dBm	0.000 dBm
Attenuation	20.000 dB	20.000 dB	20.000 dB
Detector	MaxPeak	MaxPeak	MaxPeak
SweepCount	200	200	200
Filter	3 dB	3 dB	3 dB
Trace Mode	Max Hold	Max Hold	Max Hold
SweepType	FFT	FFT	FFT
Preamp	Off	off	off
Stablemode	Trace	Trace	Trace
Stablevalue	0.30 dB	0.30 dB	0.30 dB
Run	96 / max. 150	107 / max. 150	80 / max. 150
Stable	5 / 5	5 / 5	5 / 5
Max Stable Difference	0.00 dB	0.26 dB	0.05 dB

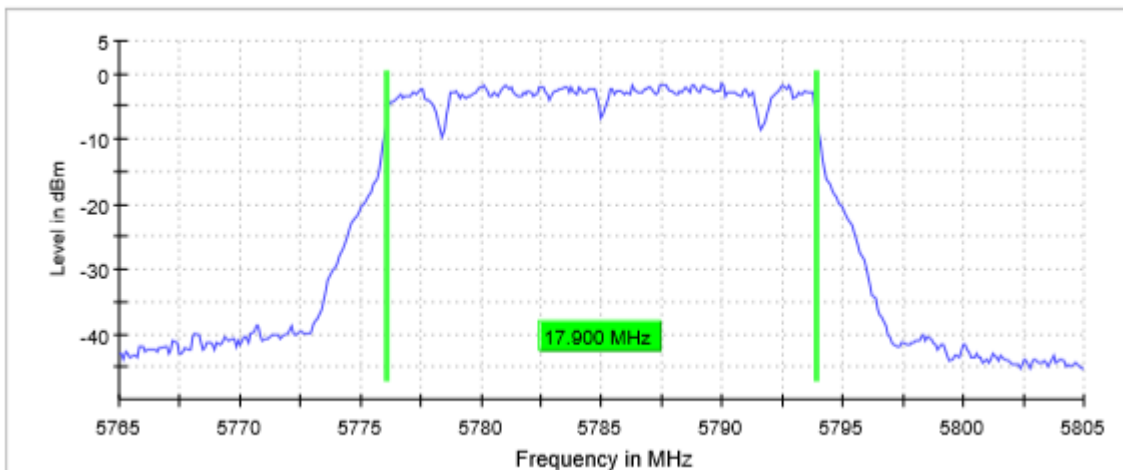
TEST RESULTS (Cont.):

OCCUPIED BANDWIDTH

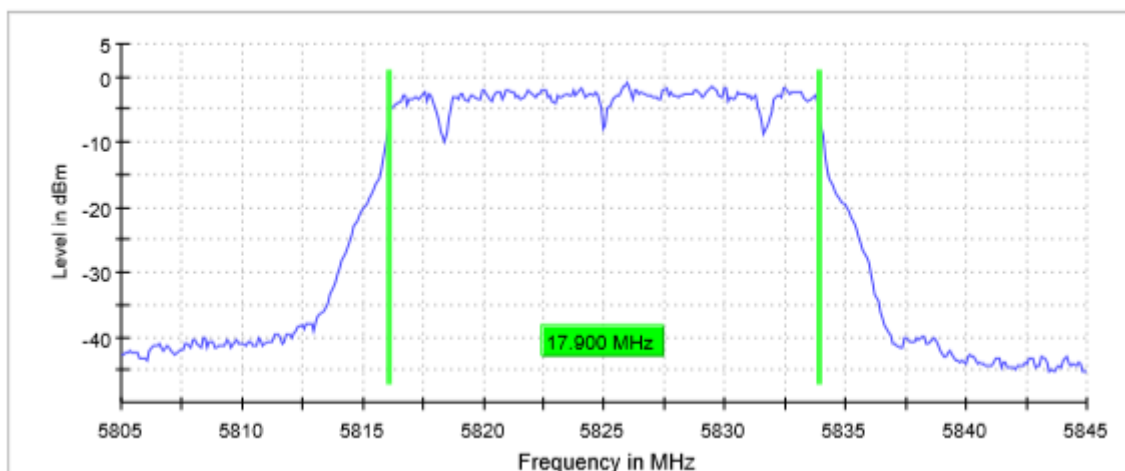
Lowest Channel



Middle Channel



Highest Channel



**TEST RESULTS (Cont.)**

**Measurement**

Setting	Instrument Value	Instrument Value	Instrument Value
Start Frequency	5.72500 GHz	5.76500 GHz	5.80500 GHz
Stop Frequency	5.76500 GHz	5.80500 GHz	5.84500 GHz
Span	40.000 MHz	40.000 MHz	40.000 MHz
RBW	200.000 KHz	200.000 KHz	200.000 KHz
VBW	1.000 MHz	1.000 MHz	1.000 MHz
SweepPoints	400	400	400
Sweeptime	28.477 $\mu$ s	28.477 $\mu$ s	28.477 $\mu$ s
Reference Level	0.000 dBm	0.000 dBm	0.000 dBm
Attenuation	20.000 dB	20.000 dB	20.000 dB
Detector	MaxPeak	MaxPeak	MaxPeak
SweepCount	200	200	200
Filter	3 dB	3 dB	3 dB
Trace Mode	Max Hold	Max Hold	Max Hold
Sweeptype	FFT	FFT	FFT
Preamp	off	off	off
Stablemode	Trace	Trace	Trace
Stablevalue	0.30 dB	0.30 dB	0.30 dB
Run	111 / max. 150	43 / max. 150	117 / max. 150
Stable	5 / 5	5 / 5	5 / 5
Max Stable Difference	0.18 dB	0.00 dB	0.00 dB

**TESTED SAMPLES:**

S/01

**TESTED CONDITIONS MODES:**

TC#03 (ac40 mode Chip 1 SISO)

**TEST RESULTS:**

PASS

**Port 2**

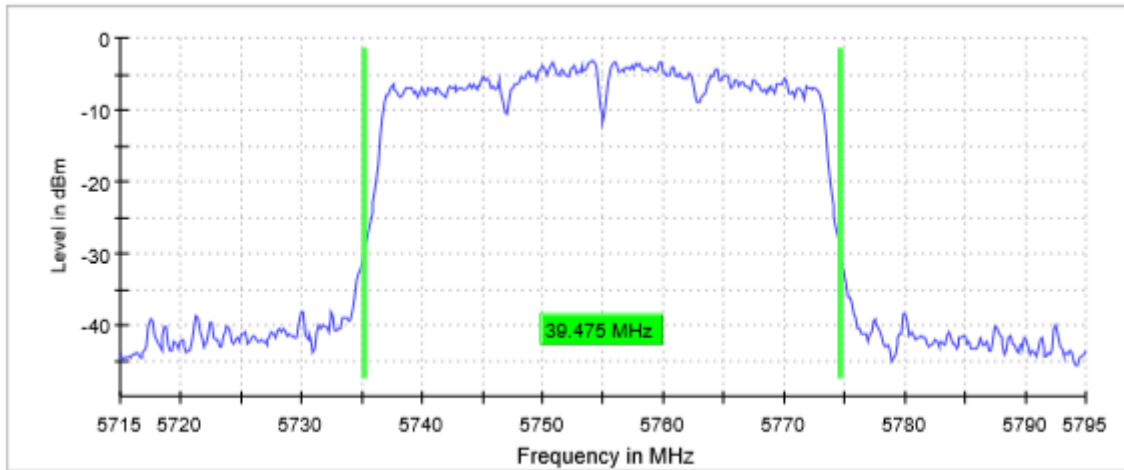
**Bandwidth: 40 MHz**

	Lowest frequency	Highest frequency
	5755 MHz	5795 MHz
26dB Bandwidth (MHz)	39.475	39.325
Occupied bandwidth (MHz)	36.250	36.250
Measurement uncertainty (kHz)	<math>\pm 8.33</math>	

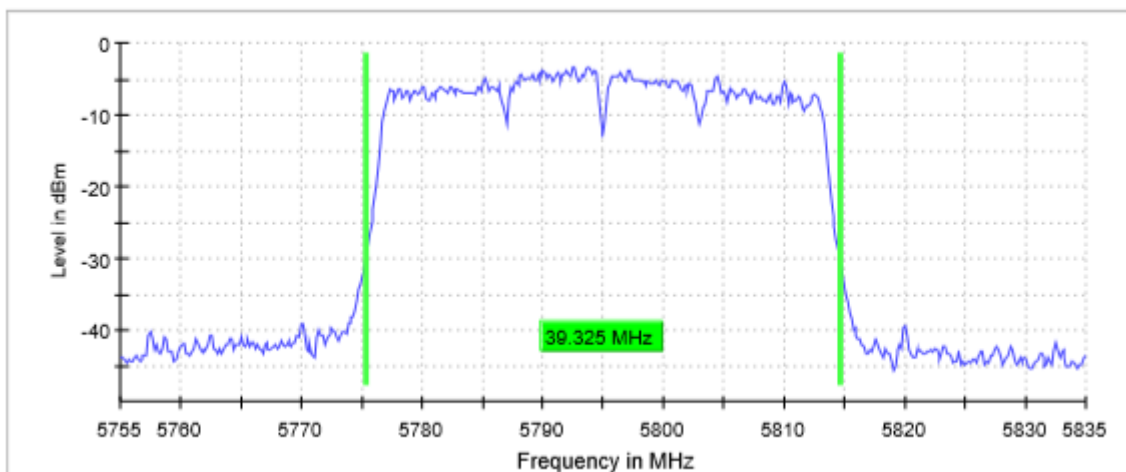
TEST RESULTS (Cont.):

26 dB BANDWIDTH

Lowest Channel



Highest Channel



**TEST RESULTS (Cont.):**

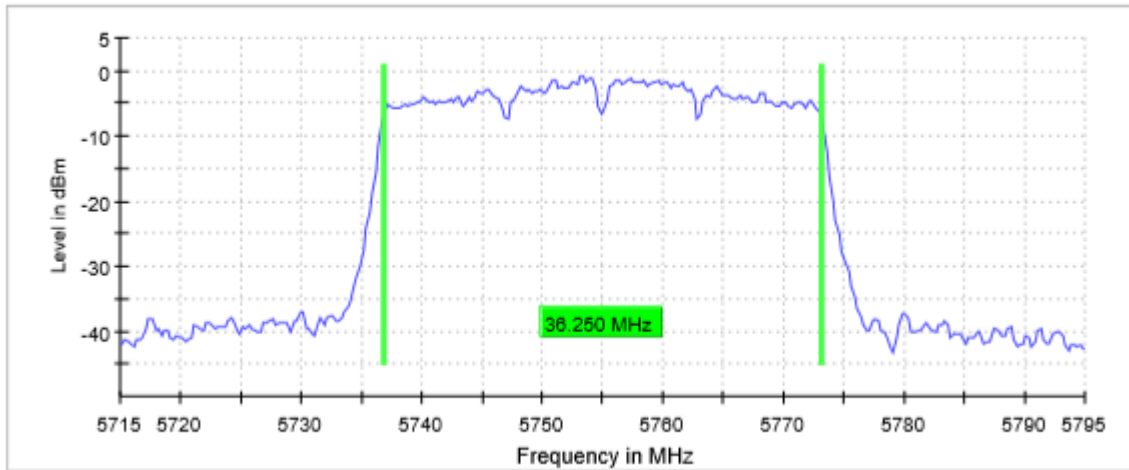
**Measurement**

Setting	Instrument Value	Instrument Value
Start Frequency	5.71500 GHz	5.75500 GHz
Stop Frequency	5.79500 GHz	5.83500 GHz
Span	80.000 MHz	80.000 MHz
RBW	300.000 KHz	300.000 KHz
VBW	1.000 MHz	1.000 MHz
SweepPoints	533	533
Sweeptime	31.621 $\mu$ s	31.621
Reference Level	10.000 dBm	10.000 dBm
Attenuation	30.000 dB	30.000 dB
Detector	MaxPeak	MaxPeak
SweepCount	200	200
Filter	3 dB	3 dB
Trace Mode	Max Hold	Max Hold
Sweeptype	FFT	FFT
Preamp	Off	off
Stablemode	Trace	Trace
Stablevalue	0.30 dB	0.30 dB
Run	129 / max. 150	115 / max. 150
Stable	5 / 5	5 / 5
Max Stable Difference	0.00 dB	0.16 dB

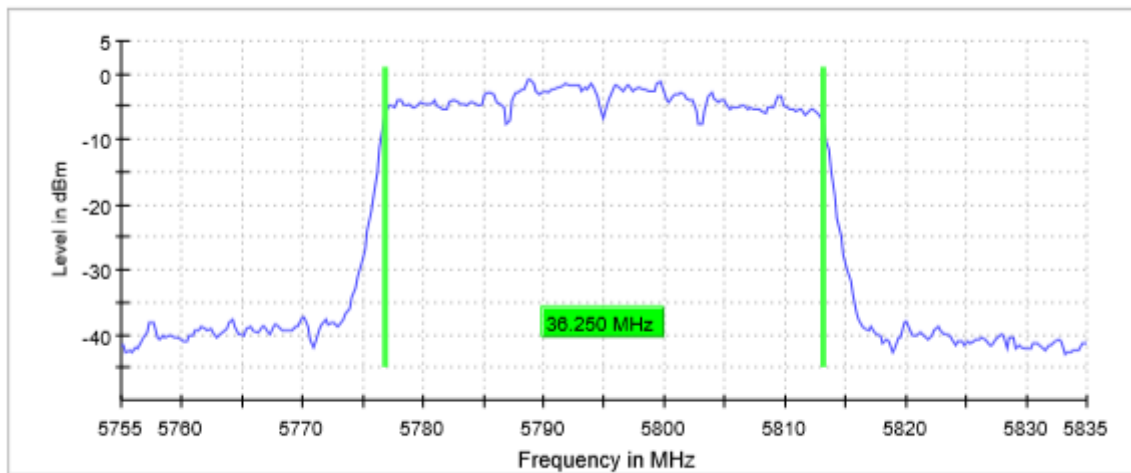
TEST RESULTS (Cont.):

OCCUPIED BANDWIDTH

Lowest Channel



Highest Channel



**TEST RESULTS (Cont.)**

**Measurement**

Setting	Instrument Value	Instrument Value
Start Frequency	5.71500 GHz	5.75500 GHz
Stop Frequency	5.79500 GHz	5.83500 GHz
Span	80.000 MHz	80.000 MHz
RBW	500.000 KHz	500.000 KHz
VBW	2.000 MHz	2.000 MHz
SweepPoints	320	320
Sweeptime	18.906 $\mu$ s	18.906 $\mu$ s
Reference Level	10.000 dBm	10.000 dBm
Attenuation	30.000 dB	30.000 dB
Detector	MaxPeak	MaxPeak
SweepCount	200	200
Filter	3 dB	3 dB
Trace Mode	Max Hold	Max Hold
Sweeptype	FFT	FFT
Preamp	off	Off
Stablemode	Trace	Trace
Stablevalue	0.30 dB	0.30 dB
Run	98 / max. 150	110 / max. 150
Stable	5 / 5	5 / 5
Max Stable Difference	0.00 dB	0.09 dB

<b>TESTED SAMPLES:</b>	S/01
<b>TESTED CONDITIONS MODES:</b>	TC#03 (ac40 mode Chip 2 SISO)
<b>TEST RESULTS:</b>	PASS

**Port 4**

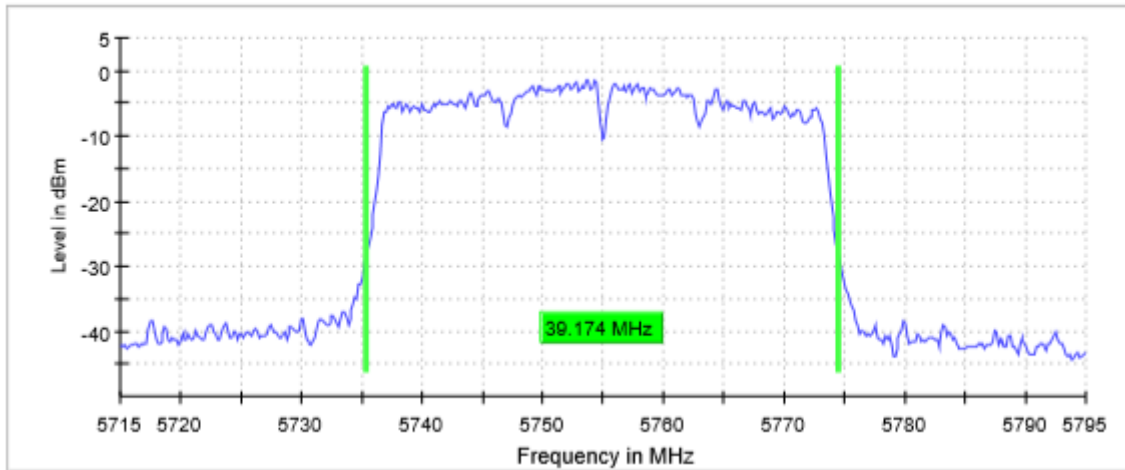
**Bandwidth: 40 MHz**

	Lowest frequency	Highest frequency
	5755 MHz	5795 MHz
26dB Bandwidth (MHz)	39.174	39.325
Occupied bandwidth (MHz)	36.250	36.250
Measurement uncertainty (kHz)	< $\pm$ 8.33	

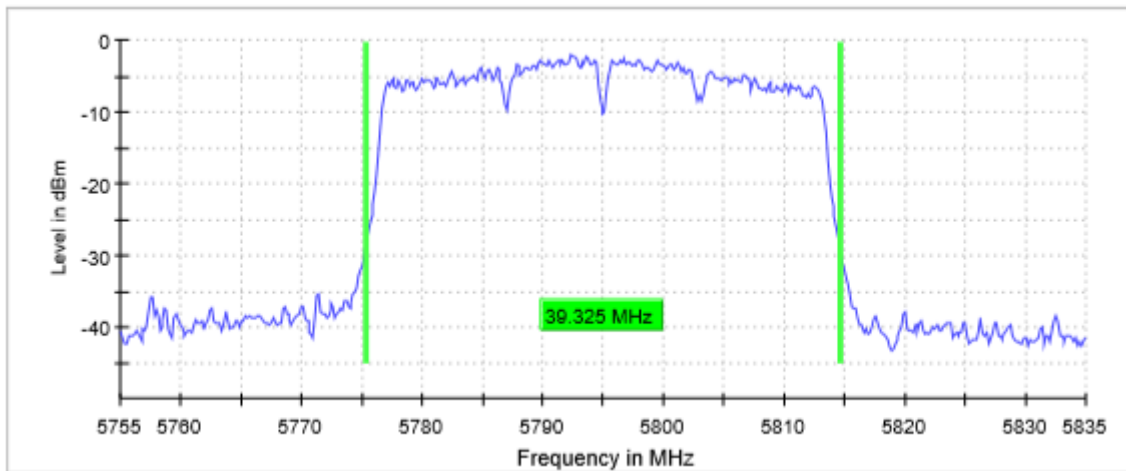
TEST RESULTS (Cont.):

26 dB BANDWIDTH

Lowest Channel



Highest Channel





**TEST RESULTS (Cont.):**

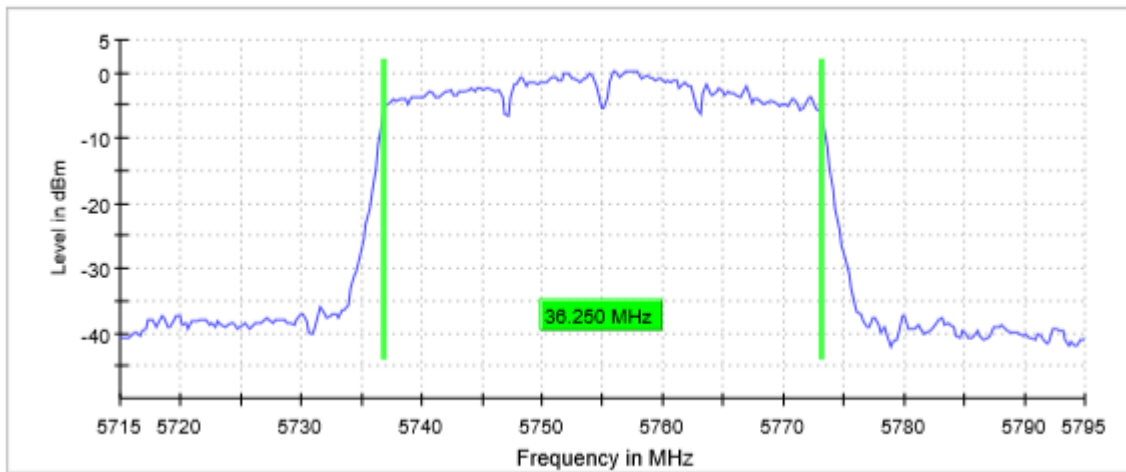
**Measurement**

Setting	Instrument Value	Instrument Value
Start Frequency	5.71500 GHz	5.75500 GHz
Stop Frequency	5.79500 GHz	5.83500 GHz
Span	80.000 MHz	80.000 MHz
RBW	300.000 KHz	300.000 KHz
VBW	1.000 MHz	1.000 MHz
SweepPoints	533	533
Sweptime	31.621 $\mu$ s	31.621
Reference Level	10.000 dBm	10.000 dBm
Attenuation	30.000 dB	30.000 dB
Detector	MaxPeak	MaxPeak
SweepCount	200	200
Filter	3 dB	3 dB
Trace Mode	Max Hold	Max Hold
Sweeptype	FFT	FFT
Preamp	Off	off
Stablemode	Trace	Trace
Stablevalue	0.30 dB	0.30 dB
Run	101 / max. 150	107 / max. 150
Stable	5 / 5	5 / 5
Max Stable Difference	0.10 dB	0.00 dB

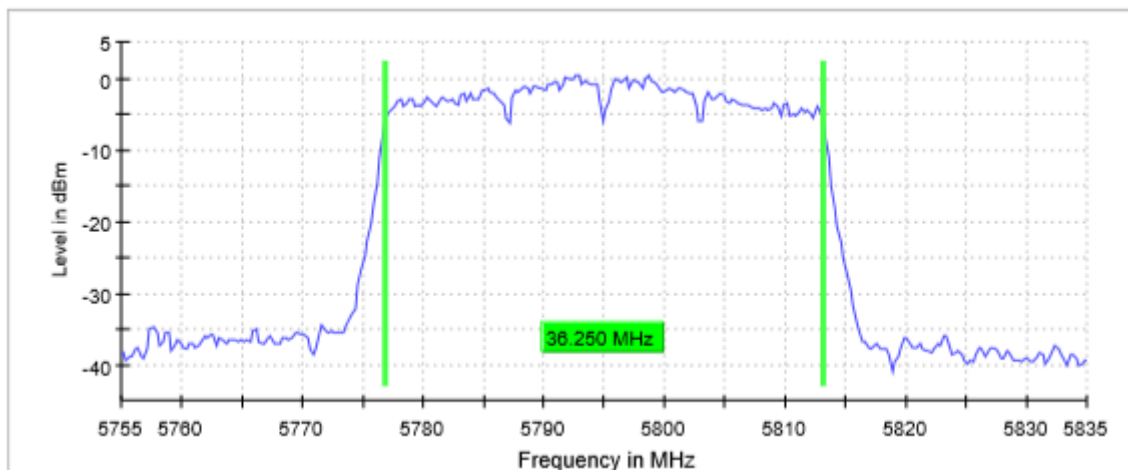
TEST RESULTS (Cont.):

OCCUPIED BANDWIDTH

Lowest Channel



Highest Channel



**TEST RESULTS (Cont.)**

**Measurement**

Setting	Instrument Value	Instrument Value
Start Frequency	5.71500 GHz	5.75500 GHz
Stop Frequency	5.79500 GHz	5.83500 GHz
Span	80.000 MHz	80.000 MHz
RBW	500.000 KHz	500.000 KHz
VBW	2.000 MHz	2.000 MHz
SweepPoints	320	320
Sweeptime	18.906 $\mu$ s	18.906 $\mu$ s
Reference Level	0.000 dBm	0.000 dBm
Attenuation	20.000 dB	20.000 dB
Detector	MaxPeak	MaxPeak
SweepCount	200	200
Filter	3 dB	3 dB
Trace Mode	Max Hold	Max Hold
Sweeptype	FFT	FFT
Preamp	Off	off
Stablemode	Trace	Trace
Stablevalue	0.30 dB	0.30 dB
Run	56 / max. 150	121 / max. 150
Stable	5 / 5	5 / 5
Max Stable Difference	0.14 dB	0.00 dB

<b>TESTED SAMPLES:</b>	S/01
------------------------	------

<b>TESTED CONDITIONS MODES:</b>	TC#03 (ac40 mode Chip 1 MIMO)
---------------------------------	-------------------------------

<b>TEST RESULTS:</b>	PASS
----------------------	------

**Port 1 & 2**

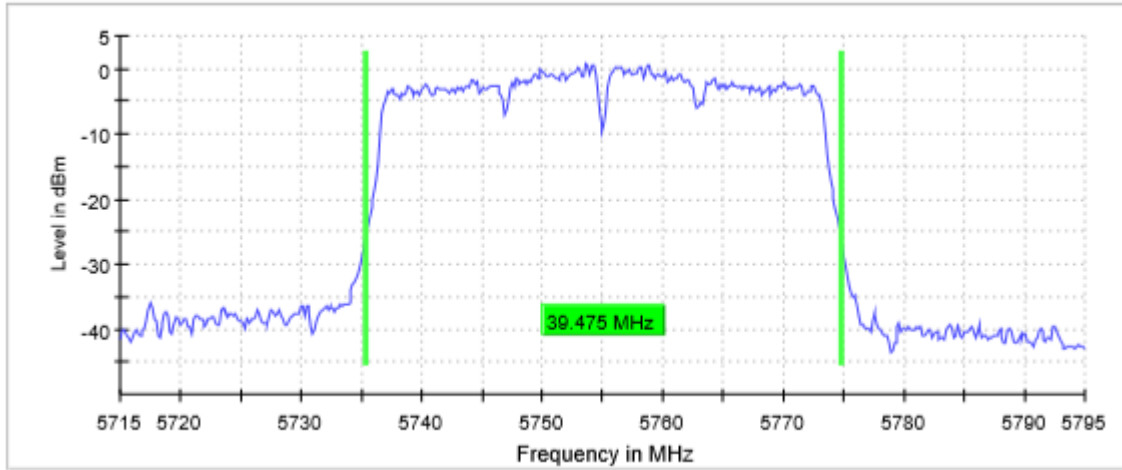
**Bandwidth: 20 MHz**

	Lowest frequency	Highest frequency
	5755 MHz	5795 MHz
26dB Bandwidth (MHz)	39.475	39.325
Occupied bandwidth (MHz)	36.250	36.250
Measurement uncertainty (kHz)	< $\pm$ 8.33	

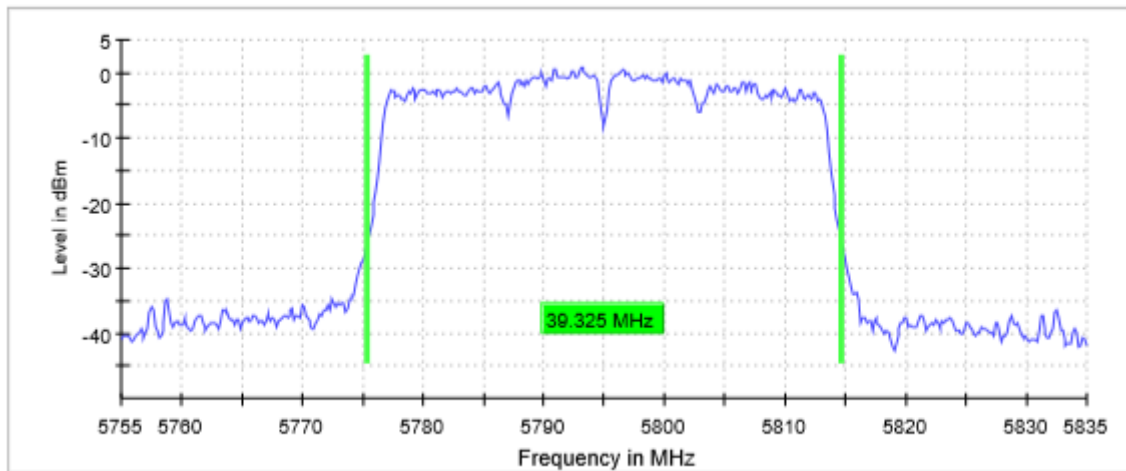
TEST RESULTS (Cont.):

26 dB BANDWIDTH

Lowest Channel



Highest Channel



**TEST RESULTS (Cont.):**

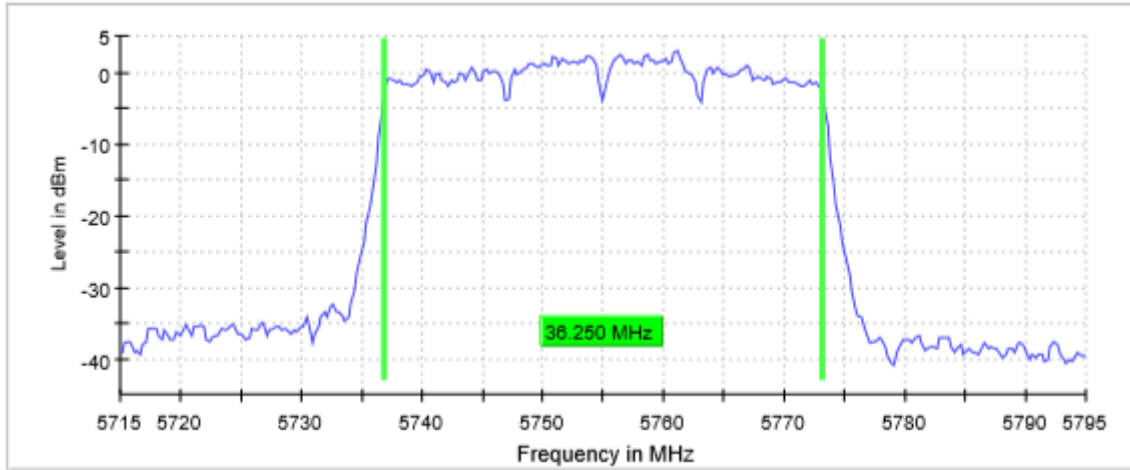
**Measurement**

Setting	Instrument Value	Instrument Value
Start Frequency	5.71500 GHz	5.75500 GHz
Stop Frequency	5.79500 GHz	5.83500 GHz
Span	80.000 MHz	80.000 MHz
RBW	300.000 KHz	300.000 KHz
VBW	1.000 MHz	1.000 MHz
SweepPoints	533	533
Sweeptime	31.621 $\mu$ s	31.621
Reference Level	10.000 dBm	10.000 dBm
Attenuation	30.000 dB	30.000 dB
Detector	MaxPeak	MaxPeak
SweepCount	200	200
Filter	3 dB	3 dB
Trace Mode	Max Hold	Max Hold
Sweeptype	FFT	FFT
Preamp	Off	off
Stablemode	Trace	Trace
Stablevalue	0.30 dB	0.30 dB
Run	116 / max.	110 / max. 150
Stable	5 / 5	5 / 5
Max Stable Difference	0.20 dB	0.00 dB

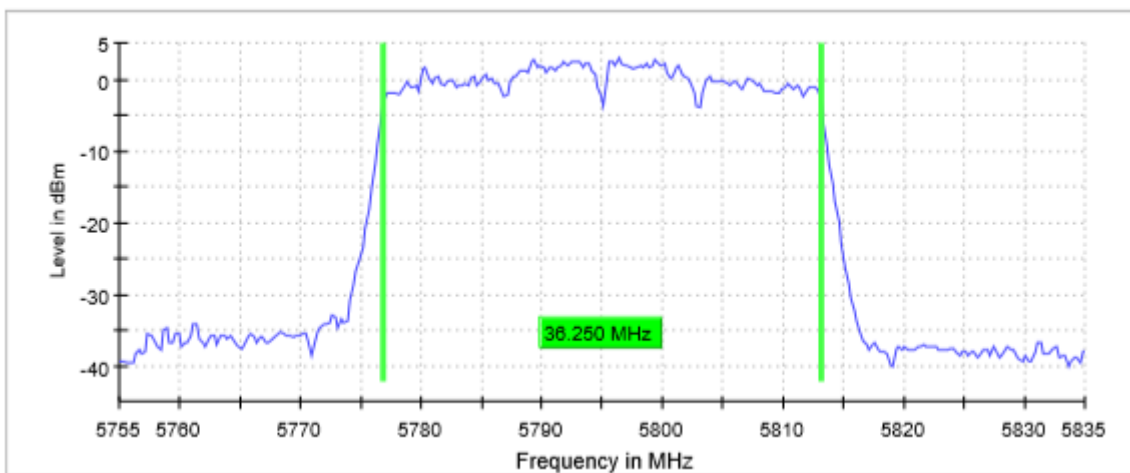
TEST RESULTS (Cont.):

OCCUPIED BANDWIDTH

Lowest Channel



Highest Channel



**TEST RESULTS (Cont.)**

**Measurement**

Setting	Instrument Value	Instrument Value
Start Frequency	5.71500 GHz	5.75500 GHz
Stop Frequency	5.79500 GHz	5.83500 GHz
Span	80.000 MHz	80.000 MHz
RBW	500.000 KHz	500.000 KHz
VBW	2.000 MHz	2.000 MHz
SweepPoints	320	320
Sweeptime	18.906 $\mu$ s	18.906 $\mu$ s
Reference Level	0.000 dBm	0.000 dBm
Attenuation	20.000 dB	20.000 dB
Detector	MaxPeak	MaxPeak
SweepCount	200	200
Filter	3 dB	3 dB
Trace Mode	Max Hold	Max Hold
Sweeptype	FFT	FFT
Preamp	Off	off
Stablemode	Trace	Trace
Stablevalue	0.30 dB	0.30 dB
Run	87 / max. 150	106 / max. 150
Stable	5 / 5	5 / 5
Max Stable Difference	0.24 dB	0.00 dB

<b>TESTED SAMPLES:</b>	S/01
<b>TESTED CONDITIONS MODES:</b>	TC#03 (ac40 mode Chip 2 MIMO)
<b>TEST RESULTS:</b>	PASS

**Port 3 & 4**

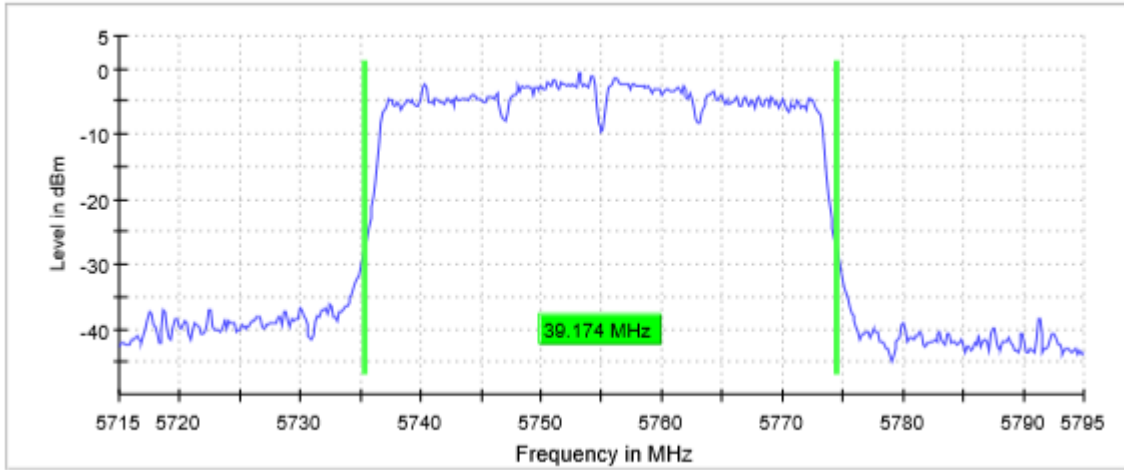
**Bandwidth: 40 MHz**

	Lowest frequency	Highest frequency
	5755 MHz	5795 MHz
26dB Bandwidth (MHz)	39.174	39.024
Occupied bandwidth (MHz)	36.250	36.250
Measurement uncertainty (kHz)	<math>\pm 8.33</math>	

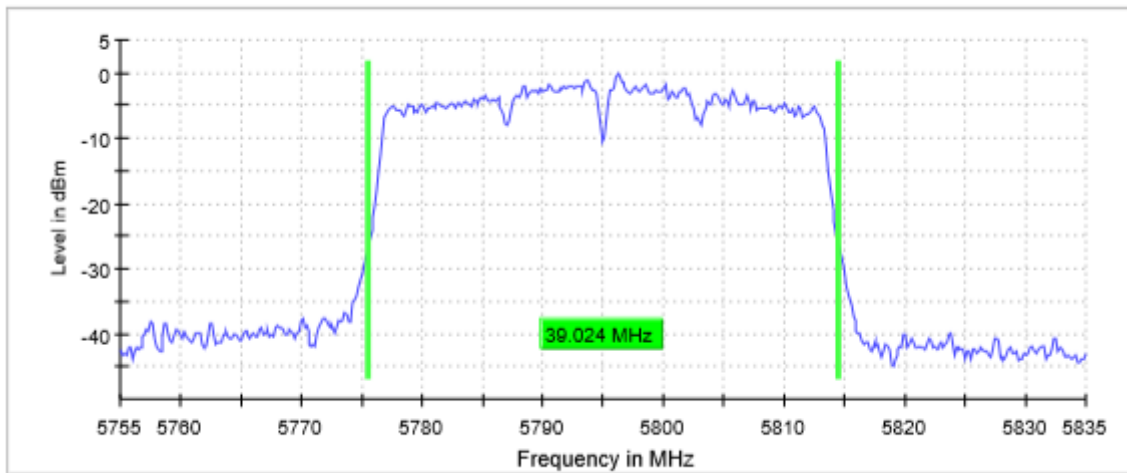
TEST RESULTS (Cont.):

26 dB BANDWIDTH

Lowest Channel



Highest Channel





**TEST RESULTS (Cont.):**

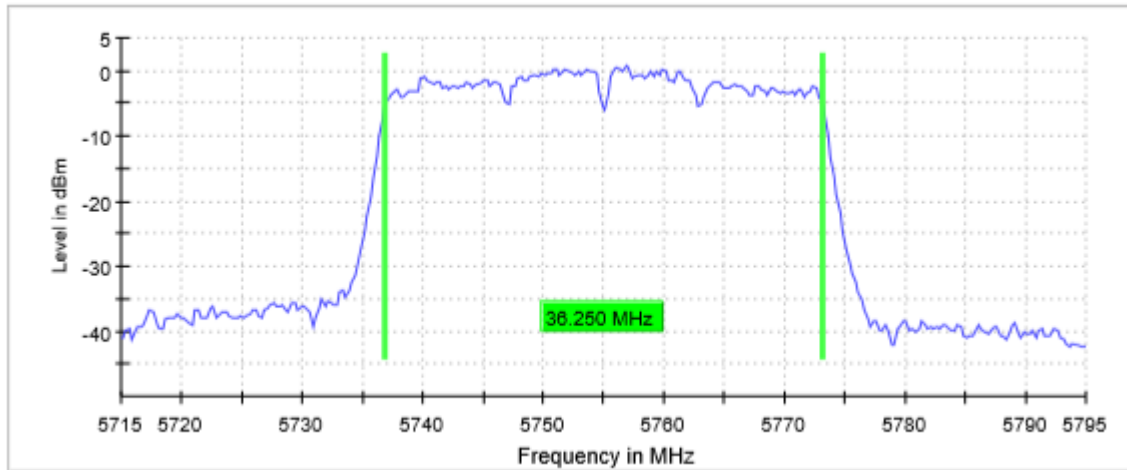
**Measurement**

Setting	Instrument Value	Instrument Value
Start Frequency	5.71500 GHz	5.75500 GHz
Stop Frequency	5.79500 GHz	5.83500 GHz
Span	80.000 MHz	80.000 MHz
RBW	300.000 KHz	300.000 KHz
VBW	1.000 MHz	1.000 MHz
SweepPoints	533	533
Sweeptime	31.621 $\mu$ s	31.621
Reference Level	0.000 dBm	0.000 dBm
Attenuation	20.000 dB	20.000 dB
Detector	MaxPeak	MaxPeak
SweepCount	200	200
Filter	3 dB	3 dB
Trace Mode	Max Hold	Max Hold
Sweeptype	FFT	FFT
Preamp	Off	off
Stablemode	Trace	Trace
Stablevalue	0.30 dB	0.30 dB
Run	113 / max. 150	115 / max. 150
Stable	5 / 5	5 / 5
Max Stable Difference	0.00 dB	0.15 dB

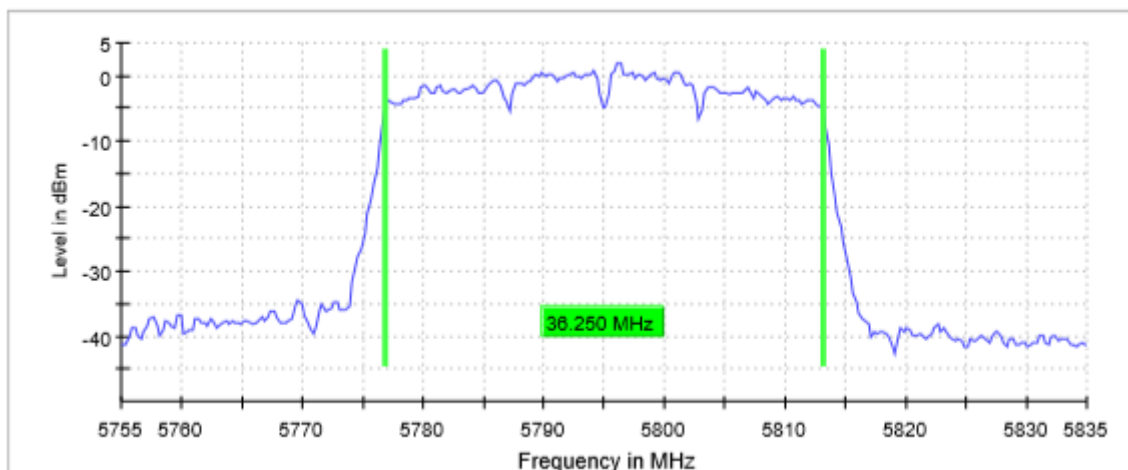
TEST RESULTS (Cont.):

OCCUPIED BANDWIDTH

Lowest Channel



Highest Channel



**TEST RESULTS (Cont.)**

**Measurement**

Setting	Instrument Value	Instrument Value
Start Frequency	5.71500 GHz	5.75500 GHz
Stop Frequency	5.79500 GHz	5.83500 GHz
Span	80.000 MHz	80.000 MHz
RBW	500.000 KHz	500.000 KHz
VBW	2.000 MHz	2.000 MHz
SweepPoints	320	320
Sweeptime	18.906 $\mu$ s	18.906 $\mu$ s
Reference Level	0.000 dBm	0.000 dBm
Attenuation	20.000 dB	20.000 dB
Detector	MaxPeak	MaxPeak
SweepCount	200	200
Filter	3 dB	3 dB
Trace Mode	Max Hold	Max Hold
Sweeptype	FFT	FFT
Preamp	off	off
Stablemode	Trace	Trace
Stablevalue	0.30 dB	0.30 dB
Run	91 / max. 150	70 / max. 150
Stable	5 / 5	5 / 5
Max Stable Difference	0.00 dB	0.00 dB

**TESTED SAMPLES:**

S/01

**TESTED CONDITIONS MODES:**

TC#03 (ac80 mode Chip 1 SISO)

**TEST RESULTS:**

PASS

**Port 2**

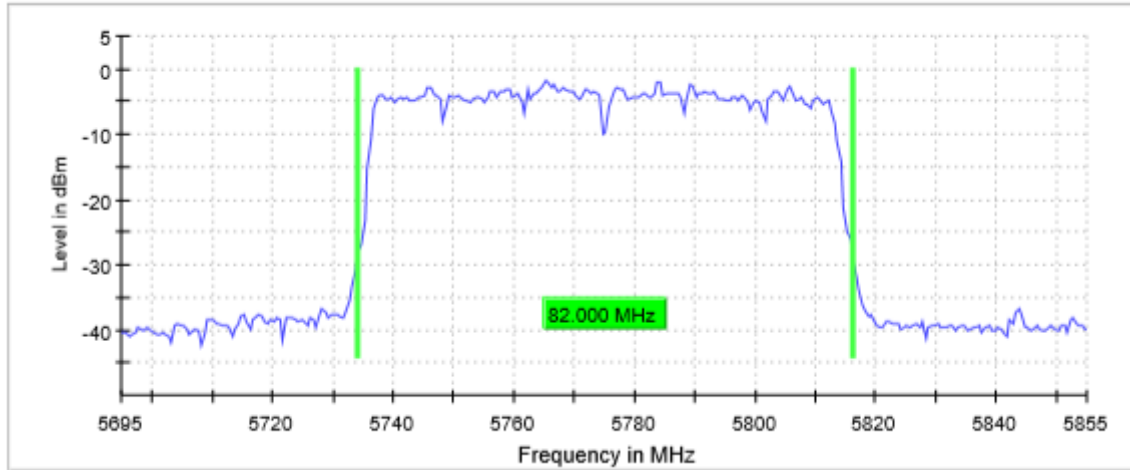
**Bandwidth: 80 MHz**

	Lowest frequency 5775 MHz
26dB Bandwidth (MHz)	82.000
Occupied bandwidth (MHz)	76.500
Measurement uncertainty (kHz)	< $\pm$ 8.33

**TEST RESULTS (Cont.):**

**26 dB BANDWIDTH**

**Lowest Channel**



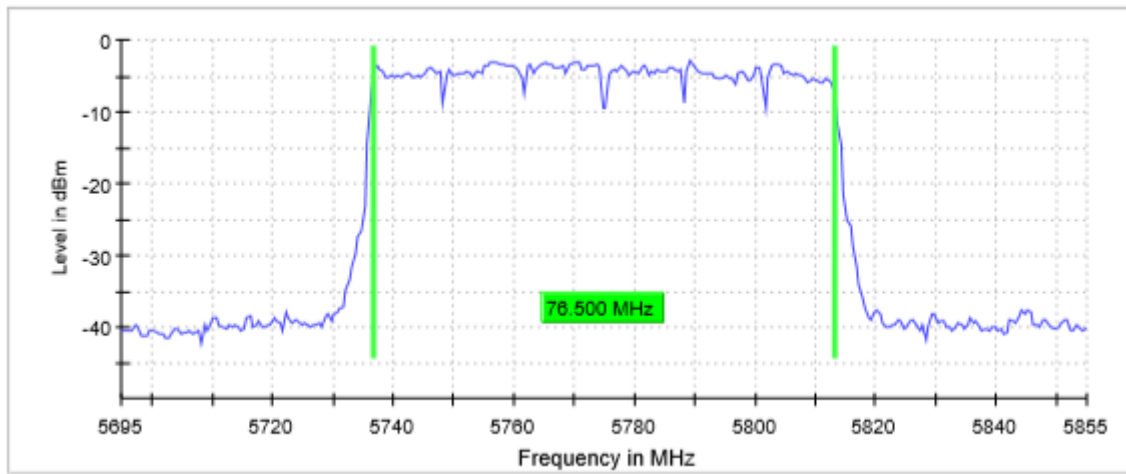
**Measurement**

Setting	Instrument Value
Start Frequency	5.69500 GHz
Stop Frequency	5.85500 GHz
Span	160.000 MHz
RBW	1.000 MHz
VBW	3.000 MHz
SweepPoints	320
Sweeptime	22.875 $\mu$ s
Reference Level	20.000 dBm
Attenuation	40.000 dB
Detector	MaxPeak
SweepCount	200
Filter	3 dB
Trace Mode	Max Hold
Sweeptype	FFT
Preamp	Off
Stablemode	Trace
Stablevalue	0.30 dB
Run	124 / max. 150
Stable	5 / 5
Max Stable Difference	0.00 dB

**TEST RESULTS (Cont.):**

**OCCUPIED BANDWIDTH**

**Lowest Channel**



**Measurement**

Setting	Instrument Value
Start Frequency	5.69500 GHz
Stop Frequency	5.85500 GHz
Span	160.000 MHz
RBW	1.000 MHz
VBW	3.000 MHz
SweepPoints	320
Sweeptime	22.875 $\mu$ s
Reference Level	10.000 dBm
Attenuation	30.000 dB
Detector	MaxPeak
SweepCount	200
Filter	3 dB
Trace Mode	Max Hold
Sweeptype	FFT
Preamp	Off
Stablemode	Trace
Stablevalue	0.30 dB
Run	75 / max. 150
Stable	5 / 5
Max Stable Difference	0.00 dB

<b>TESTED SAMPLES:</b>	S/01
<b>TESTED CONDITIONS MODES:</b>	TC#03 (ac80 mode Chip 2 SISO)
<b>TEST RESULTS:</b>	PASS

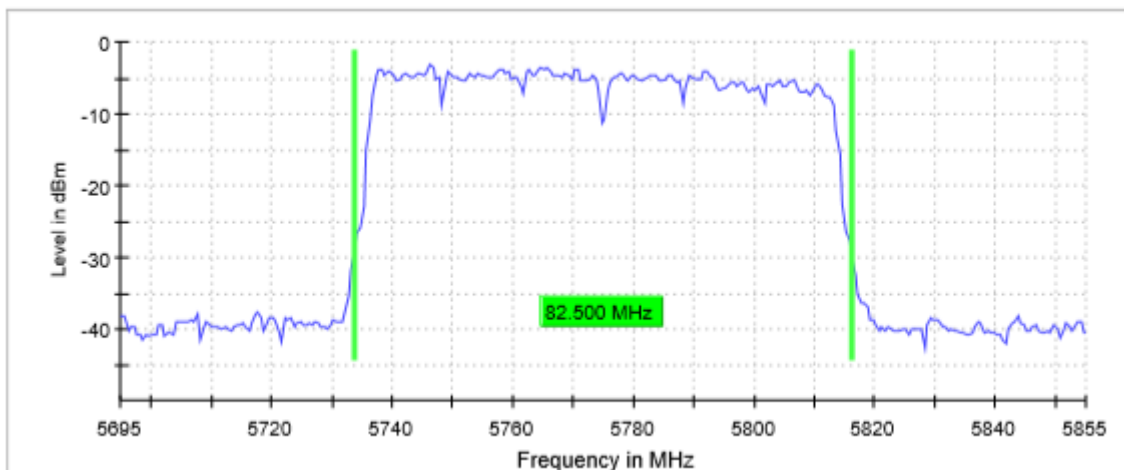
Port 4

Bandwidth: 80 MHz

	Lowest frequency 5775 MHz
26dB Bandwidth (MHz)	82.500
Occupied bandwidth (MHz)	76.00
Measurement uncertainty (kHz)	<± 8.33

<b>TEST RESULTS (Cont.):</b>	<b>26 dB BANDWIDTH</b>
------------------------------	------------------------

Lowest Channel



**TEST RESULTS (Cont.):**

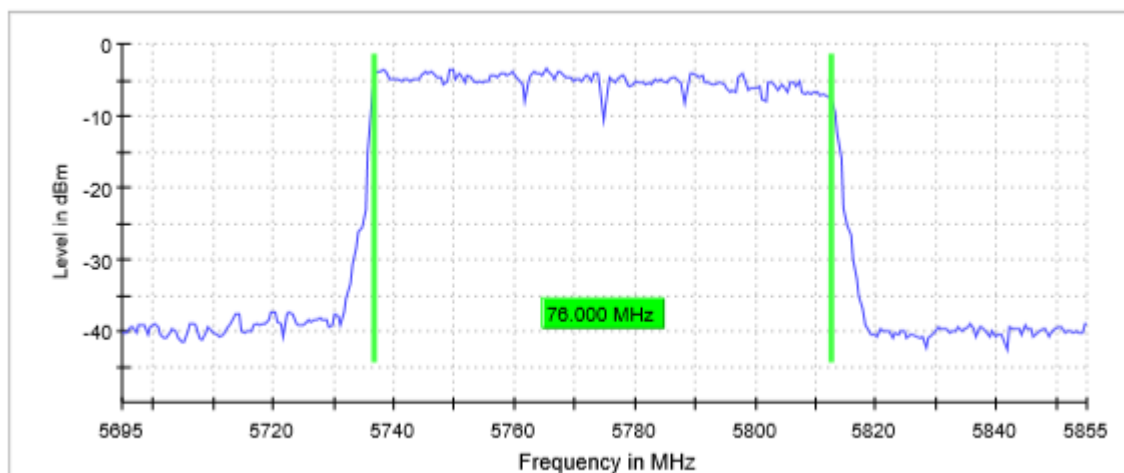
**Measurement**

Setting	Instrument Value
Start Frequency	5.69500 GHz
Stop Frequency	5.85500 GHz
Span	160.000 MHz
RBW	1.000 MHz
VBW	3.000 MHz
SweepPoints	320
Sweeptime	22.875 $\mu$ s
Reference Level	20.000 dBm
Attenuation	40.000 dB
Detector	MaxPeak
SweepCount	200
Filter	3 dB
Trace Mode	Max Hold
Sweeptype	FFT
Preamp	Off
Stablemode	Trace
Stablevalue	0.30 dB
Run	70 / max. 150
Stable	5 / 5
Max Stable Difference	0.26 dB

**TEST RESULTS (Cont.):**

**OCCUPIED BANDWIDTH**

**Lowest Channel**



**TEST RESULTS (Cont.)**

**Measurement**

Setting	Instrument Value
Start Frequency	5.69500 GHz
Stop Frequency	5.85500 GHz
Span	160.000 MHz
RBW	1.000 MHz
VBW	3.000 MHz
SweepPoints	320
Sweeptime	22.875 $\mu$ s
Reference Level	10.000 dBm
Attenuation	30.000 dB
Detector	MaxPeak
SweepCount	200
Filter	3 dB
Trace Mode	Max Hold
Sweeptype	FFT
Preamp	Off
Stablemode	Trace
Stablevalue	0.30 dB
Run	68 / max. 150
Stable	5 / 5
Max Stable Difference	0.00 dB

<b>TESTED SAMPLES:</b>	S/01
------------------------	------

<b>TESTED CONDITIONS MODES:</b>	TC#03 (ac80 mode Chip 1 MIMO)
---------------------------------	-------------------------------

<b>TEST RESULTS:</b>	PASS
----------------------	------

**Port 1 & 2**

**Bandwidth: 80 MHz**

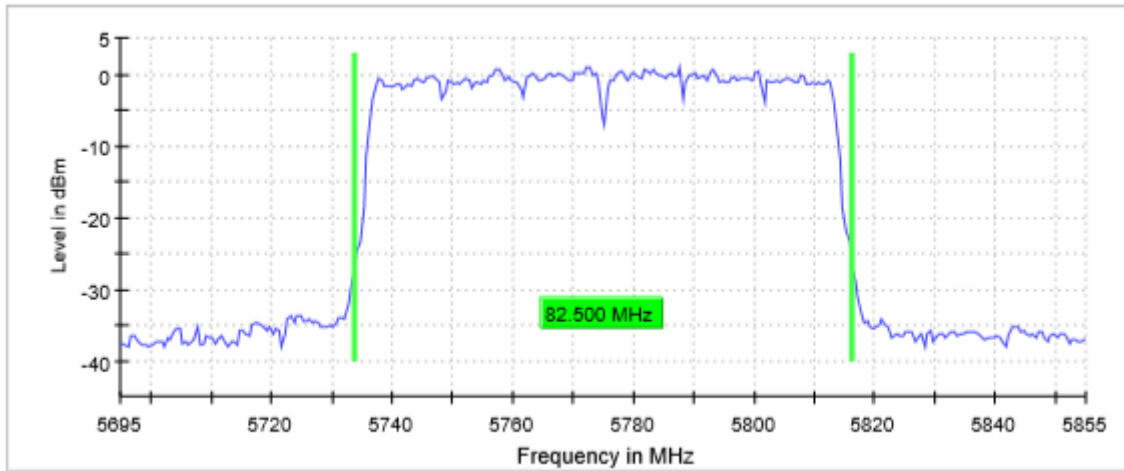
	Lowest frequency 5775 MHz
26dB Bandwidth (MHz)	82.500
Occupied bandwidth (MHz)	76.500
Measurement uncertainty (kHz)	< $\pm$ 8.33



**TEST RESULTS (Cont.):**

**26 dB BANDWIDTH**

**Lowest Channel**



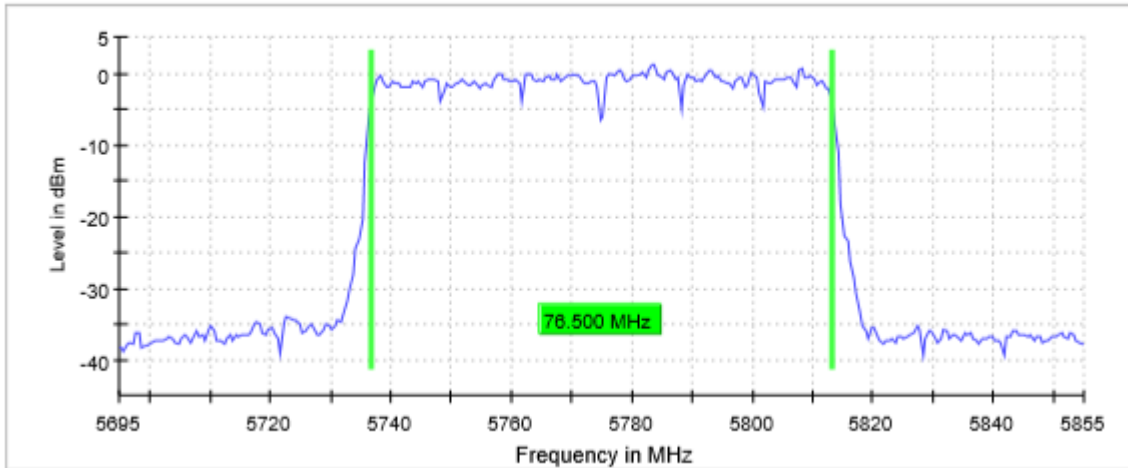
**Measurement**

Setting	Instrument Value
Start Frequency	5.69500 GHz
Stop Frequency	5.85500 GHz
Span	160.000 MHz
RBW	1.000 MHz
VBW	3.000 MHz
SweepPoints	320
Sweeptime	22.875 $\mu$ s
Reference Level	00.000 dBm
Attenuation	20.000 dB
Detector	MaxPeak
SweepCount	200
Filter	3 dB
Trace Mode	Max Hold
Sweeptype	FFT
Preamp	Off
Stablemode	Trace
Stablevalue	0.30 dB
Run	123 / max. 150
Stable	5 / 5
Max Stable Difference	0.00 dB

**TEST RESULTS (Cont.):**

**OCCUPIED BANDWIDTH**

**Lowest Channel**



**Measurement**

Setting	Instrument Value
Start Frequency	5.69500 GHz
Stop Frequency	5.85500 GHz
Span	160.000 MHz
RBW	1.000 MHz
VBW	3.000 MHz
SweepPoints	320
Sweeptime	22.875 $\mu$ s
Reference Level	00.000 dBm
Attenuation	20.000 dB
Detector	MaxPeak
SweepCount	200
Filter	3 dB
Trace Mode	Max Hold
Sweeptype	FFT
Preamp	Off
Stablemode	Trace
Stablevalue	0.30 dB
Run	83 / max. 150
Stable	5 / 5
Max Stable Difference	0.15 dB

<b>TESTED SAMPLES:</b>	S/01
<b>TESTED CONDITIONS MODES:</b>	TC#03 (ac80 mode Chip 2 MIMO)
<b>TEST RESULTS:</b>	PASS

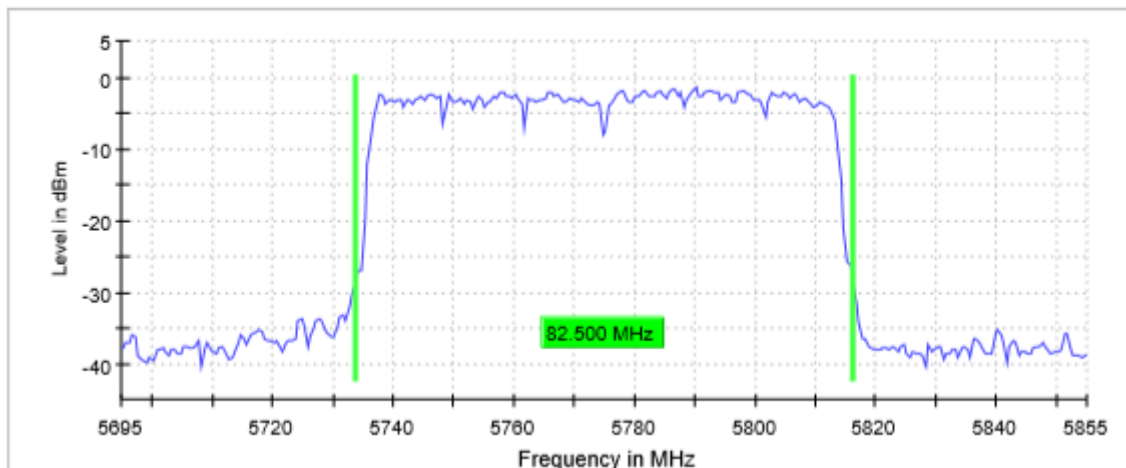
Port 3 & 4

Bandwidth: 80 MHz

	Lowest frequency 5775 MHz
26dB Bandwidth (MHz)	82.500
Occupied bandwidth (MHz)	76.500
Measurement uncertainty (kHz)	<± 8.33

<b>TEST RESULTS (Cont.):</b>	<b>26 dB BANDWIDTH</b>
------------------------------	------------------------

Lowest Channel



**TEST RESULTS (Cont.):**

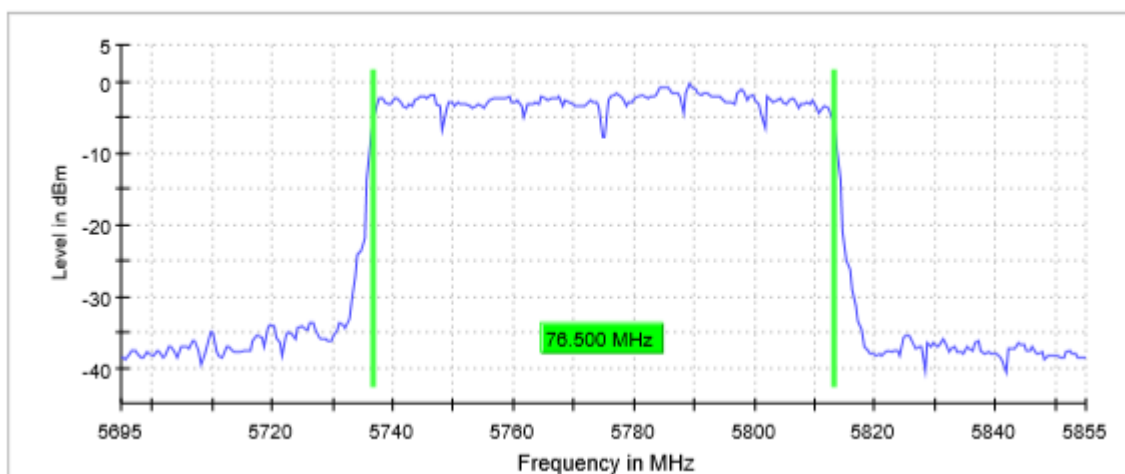
**Measurement**

Setting	Instrument Value
Start Frequency	5.69500 GHz
Stop Frequency	5.85500 GHz
Span	160.000 MHz
RBW	1.000 MHz
VBW	3.000 MHz
SweepPoints	320
Sweeptime	22.875 $\mu$ s
Reference Level	00.000 dBm
Attenuation	20.000 dB
Detector	MaxPeak
SweepCount	200
Filter	3 dB
Trace Mode	Max Hold
Sweeptype	FFT
Preamp	Off
Stablemode	Trace
Stablevalue	0.30 dB
Run	48 / max. 150
Stable	5 / 5
Max Stable Difference	0.19 dB

**TEST RESULTS (Cont.):**

**OCCUPIED BANDWIDTH**

**Lowest Channel**



**TEST RESULTS (Cont.)**

**Measurement**

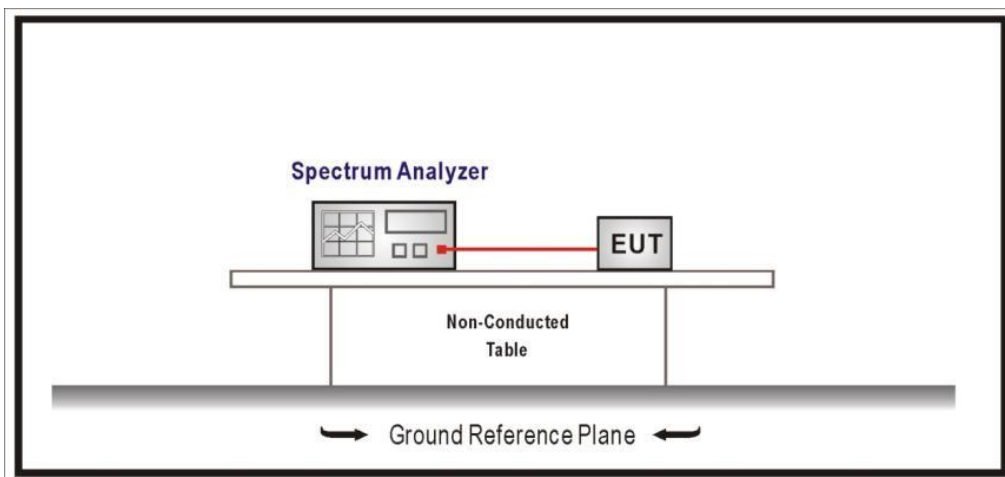
Setting	Instrument Value
Start Frequency	5.69500 GHz
Stop Frequency	5.85500 GHz
Span	160.000 MHz
RBW	1.000 MHz
VBW	3.000 MHz
SweepPoints	320
Sweeptime	22.875 $\mu$ s
Reference Level	0.000 dBm
Attenuation	20.000 dB
Detector	MaxPeak
SweepCount	200
Filter	3 dB
Trace Mode	Max Hold
Sweeptype	FFT
Preamp	off
Stablemode	Trace
Stablevalue	0.30 dB
Run	91 / max. 150
Stable	5 / 5
Max Stable Difference	0.20 dB

## TEST C.2: 6DB BANDWIDTH

<b>LIMITS:</b>	Product standard:	Part 15 Subpart C §15.407 and RSS-247
	Test standard:	Part 15 Subpart C §15.407 (e) and RSS-247 6.2.4.1

Within the 5.725- 5.85 GHz band, the minimum 6dB bandwidth of U-NII devices shall be at least 500 kHz.

### TEST SETUP:



<b>TESTED SAMPLES:</b>	S/01
<b>TESTED CONDITIONS MODES:</b>	TC#01 (a mode Chip 1 SISO)
<b>TEST RESULTS:</b>	PASS

### Port 2

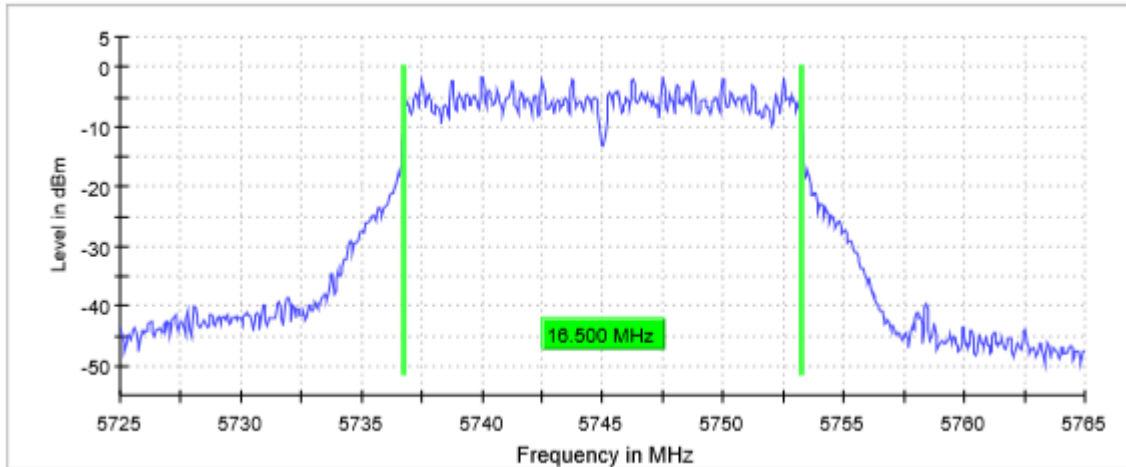
**Bandwidth: 20 MHz**

	Lowest frequency	Middle frequency	Highest frequency
	5745 MHz	5785 MHz	5825 MHz
6dB Bandwidth (MHz)	16.500	16.500	16.500
Measurement uncertainty (kHz)	<± 8.33		

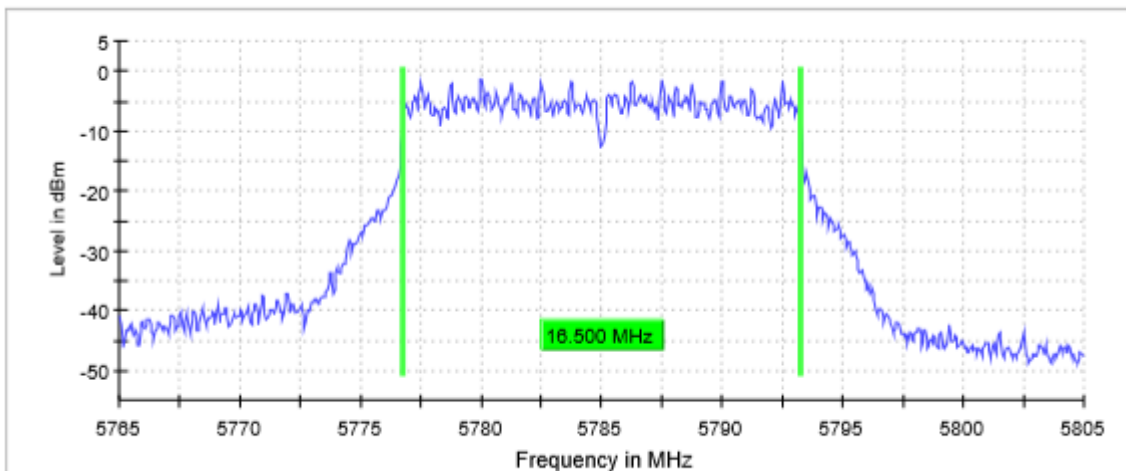
TEST RESULTS (Cont.):

6 dB BANDWIDTH

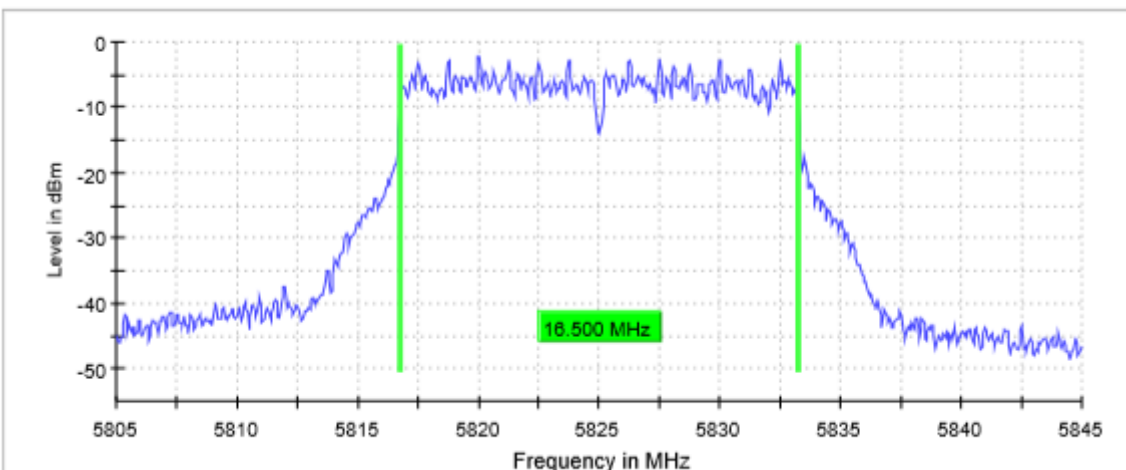
Lowest Channel



Middle Channel



Highest Channel



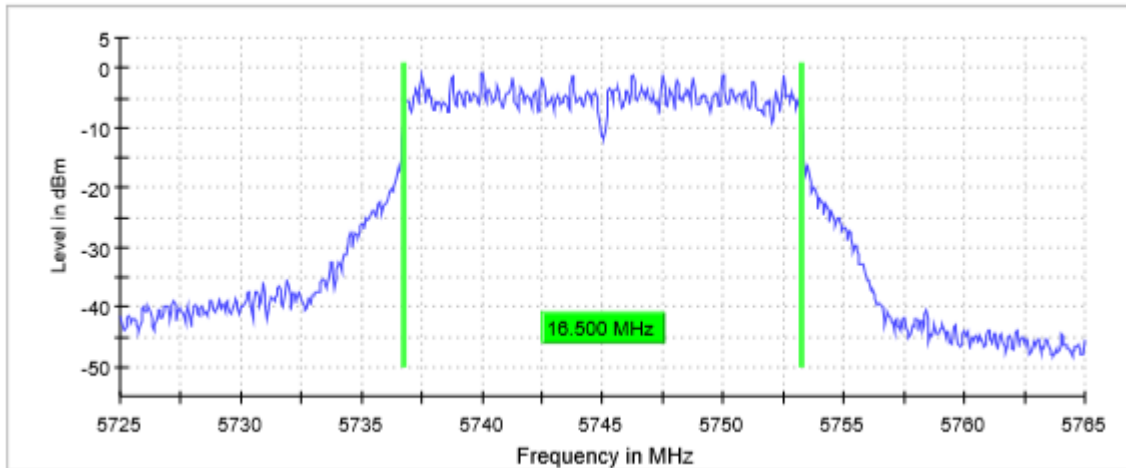
TEST RESULTS (Cont.)		Measurement			
		Setting	Instrument Value	Instrument Value	Instrument Value
		Start Frequency	5.72500 GHz	5.76500 GHz	5.80500 GHz
		Stop Frequency	5.76500 GHz	5.80500 GHz	5.84500 GHz
		Span	40.000 MHz	40.000 MHz	40.000 MHz
		RBW	100.000 kHz	100.000 kHz	100.000 kHz
		VBW	300.000 kHz	300.000 kHz	300.000 kHz
		SweepPoints	800	800	800
		Sweeptime	56.836 $\mu$ s	56.836 $\mu$ s	56.836 $\mu$ s
		Reference Level	10.000 dBm	10.000 dBm	10.000 dBm
		Attenuation	30.000 dB	30.000 dB	30.000 dB
		Detector	MaxPeak	MaxPeak	MaxPeak
		SweepCount	200	200	200
		Filter	3 dB	3 dB	3 dB
		Trace Mode	Max Hold	Max Hold	Max Hold
		Sweeptype	FFT	FFT	FFT
		Preamp	Off	Off	Off
		Stablemode	Trace	Trace	Trace
		Stablevalue	0.30 dB	0.30 dB	0.30 dB
		Run	21 / max. 150	26 / max. 150	27 / max. 150
		Stable	5 / 5	5 / 5	5 / 5
		Max Stable Difference	0.07 dB	0.17 dB	0.09 dB
<b>TESTED SAMPLES:</b>	S/01				
<b>TESTED CONDITIONS MODES:</b>	TC#01 (a mode Chip 2 SISO)				
<b>TEST RESULTS:</b>	PASS				
<b>Port 4</b>					
<b>Bandwidth: 20 MHz</b>					
		Lowest frequency	Middle frequency	Highest frequency	
		5745 MHz	5785 MHz	5825 MHz	
6dB Bandwidth (MHz)		16.500	16.550	16.500	
Measurement uncertainty (kHz)		$\leq \pm 8.33$			



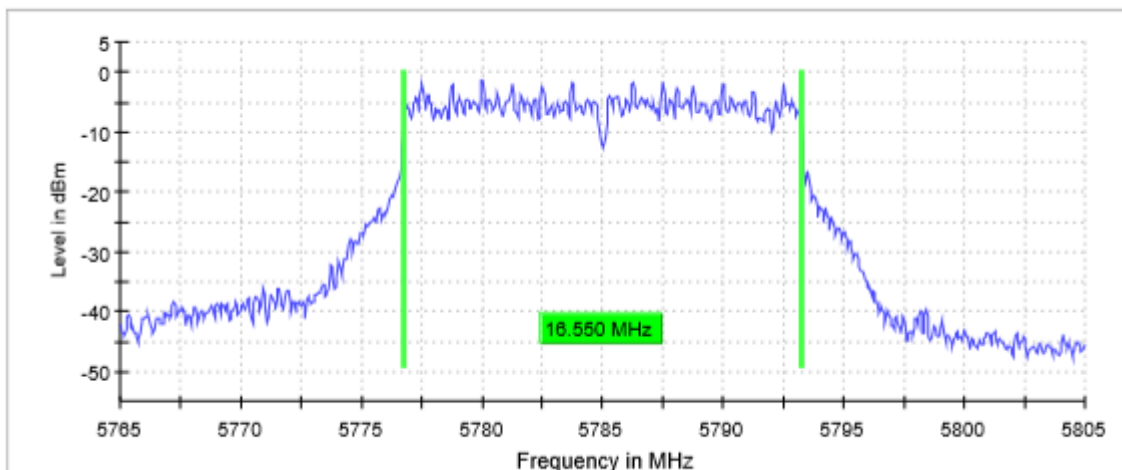
**TEST RESULTS (Cont.):**

**6 dB BANDWIDTH**

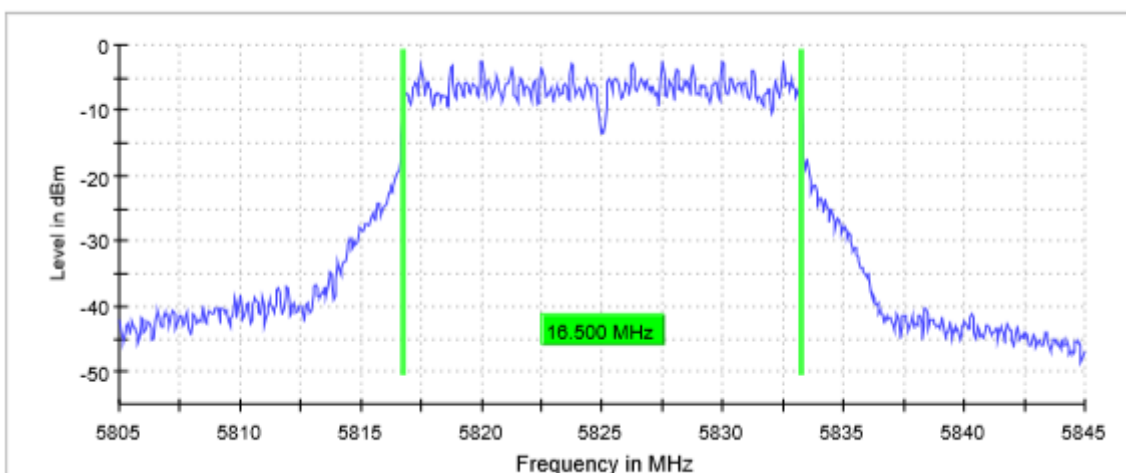
**Lowest Channel**



**Middle Channel**



**Highest Channel**



TEST RESULTS (Cont.)		Measurement		
Setting	Instrument Value	Instrument Value	Instrument Value	Instrument Value
Start Frequency	5.72500 GHz	5.76500 GHz	5.80500 GHz	5.80500 GHz
Stop Frequency	5.76500 GHz	5.80500 GHz	5.84500 GHz	5.84500 GHz
Span	40.000 MHz	40.000 MHz	40.000 MHz	40.000 MHz
RBW	100.000 kHz	100.000 kHz	100.000 kHz	100.000 kHz
VBW	300.000 kHz	300.000 kHz	300.000 kHz	300.000 kHz
SweepPoints	800	800	800	800
Sweeptime	56.836 $\mu$ s	56.836 $\mu$ s	56.836 $\mu$ s	56.836 $\mu$ s
Reference Level	10.000 dBm	10.000 dBm	10.000 dBm	10.000 dBm
Attenuation	30.000 dB	30.000 dB	30.000 dB	30.000 dB
Detector	MaxPeak	MaxPeak	MaxPeak	MaxPeak
SweepCount	200	200	200	200
Filter	3 dB	3 dB	3 dB	3 dB
Trace Mode	Max Hold	Max Hold	Max Hold	Max Hold
Sweeptype	FFT	FFT	FFT	FFT
Preamp	Off	Off	Off	Off
Stablemode	Trace	Trace	Trace	Trace
Stablevalue	0.30 dB	0.30 dB	0.30 dB	0.30 dB
Run	17 / max. 150	28 / max. 150	27 / max. 150	27 / max. 150
Stable	5 / 5	5 / 5	5 / 5	5 / 5
Max Stable Difference	0.20 dB	0.05 dB	0.09 dB	0.09 dB

<b>TESTED SAMPLES:</b>	S/01
<b>TESTED CONDITIONS MODES:</b>	TC#01 (n20 mode Chip 1 SISO)
<b>TEST RESULTS:</b>	PASS

**Port 2**

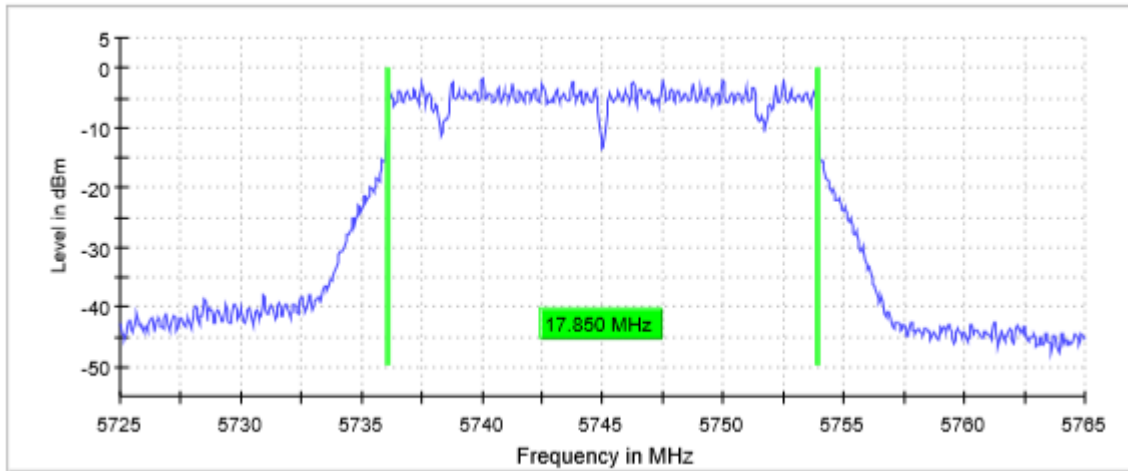
**Bandwidth: 20 MHz**

	Lowest frequency 5745 MHz	Middle frequency 5785 MHz	Highest frequency 5825 MHz
6dB Bandwidth (MHz)	17.850	17.850	17.850
Measurement uncertainty (kHz)	<± 8.33		

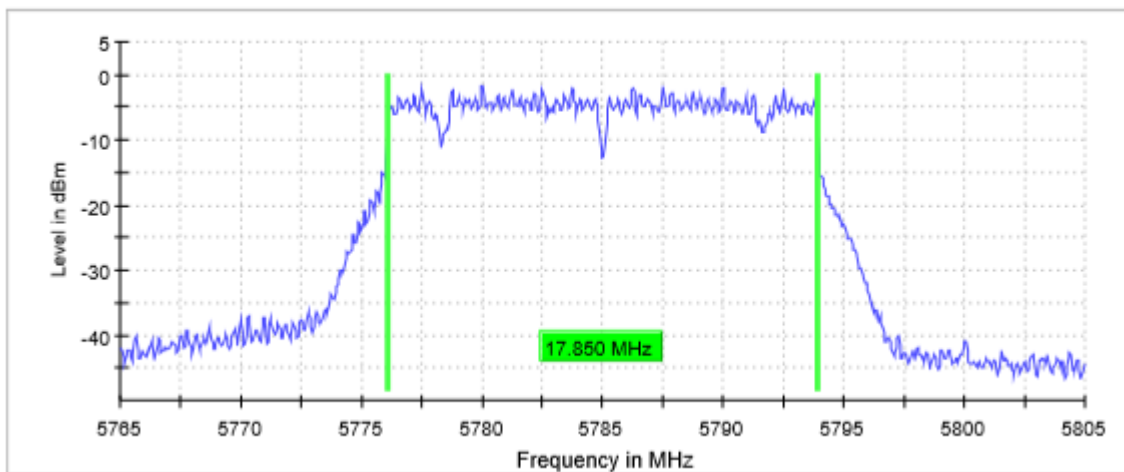
TEST RESULTS (Cont.):

6 dB BANDWIDTH

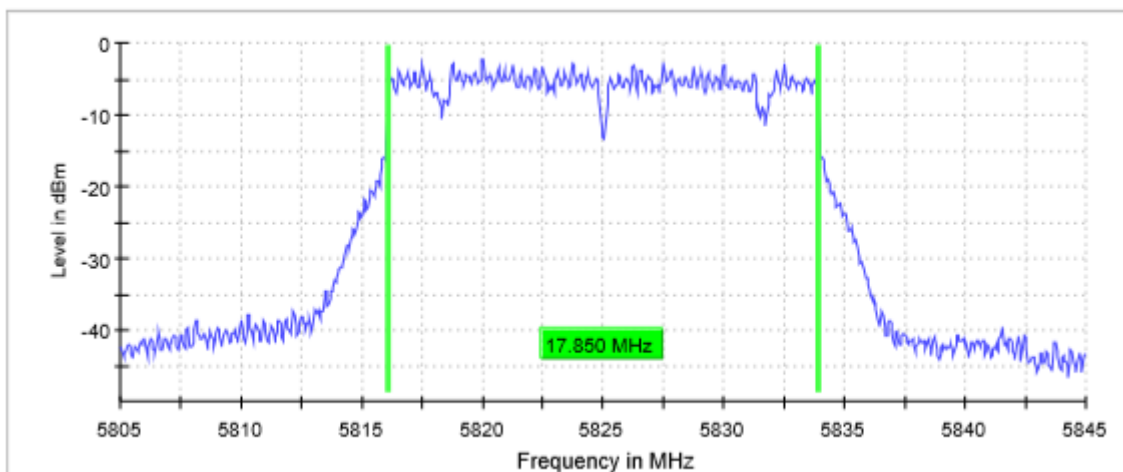
Lowest Channel



Middle Channel



Highest Channel

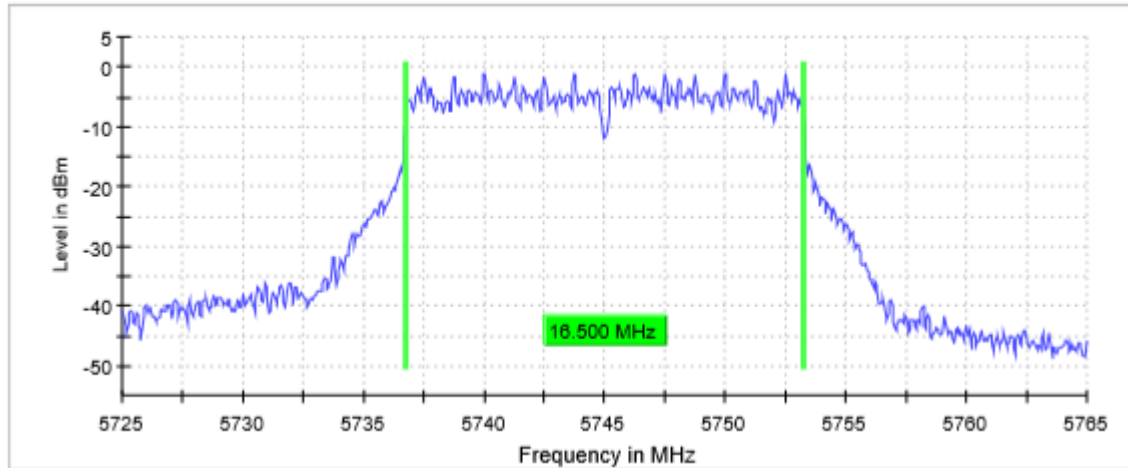


TEST RESULTS (Cont.)				
<b>Measurement</b>				
	Setting	Instrument Value	Instrument Value	Instrument Value
	Start Frequency	5.72500 GHz	5.76500 GHz	5.80500 GHz
	Stop Frequency	5.76500 GHz	5.80500 GHz	5.84500 GHz
	Span	40.000 MHz	40.000 MHz	40.000 MHz
	RBW	100.000 kHz	100.000 kHz	100.000 kHz
	VBW	300.000 kHz	300.000 kHz	300.000 kHz
	SweepPoints	800	800	800
	Sweeptime	56.836 $\mu$ s	56.836 $\mu$ s	56.836 $\mu$ s
	Reference Level	10.000 dBm	10.000 dBm	10.000 dBm
	Attenuation	30.000 dB	30.000 dB	30.000 dB
	Detector	MaxPeak	MaxPeak	MaxPeak
	SweepCount	200	200	200
	Filter	3 dB	3 dB	3 dB
	Trace Mode	Max Hold	Max Hold	Max Hold
	Sweeptype	FFT	FFT	FFT
	Preamp	Off	Off	Off
	Stablemode	Trace	Trace	Trace
	Stablevalue	0.30 dB	0.30 dB	0.30 dB
	Run	124 / max. 150	129 / max. 150	110 / max. 150
	Stable	5 / 5	5 / 5	5 / 5
	Max Stable Difference	0.00 dB	0.00 dB	0.11 dB
<b>TESTED SAMPLES:</b>		S/01		
<b>TESTED CONDITIONS MODES:</b>		TC#01 (n20 mode Chip 2 SISO)		
<b>TEST RESULTS:</b>		PASS		
<b>Port 4</b>				
<b>Bandwidth: 20 MHz</b>				
		Lowest frequency 5745 MHz	Middle frequency 5785 MHz	Highest frequency 5825 MHz
	6dB Bandwidth (MHz)	16.500	16.550	16.500
	Measurement uncertainty (kHz)	$<\pm 8.33$		

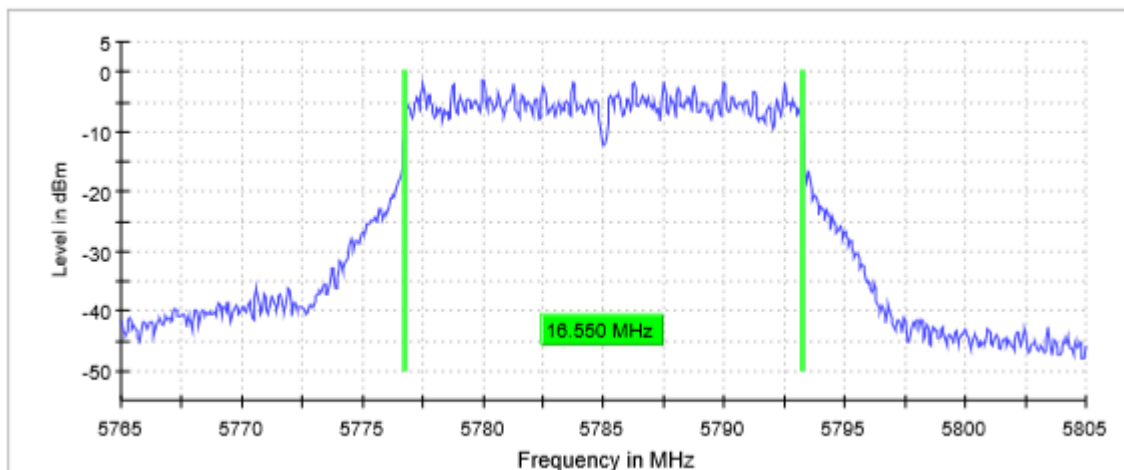
TEST RESULTS (Cont.):

6 dB BANDWIDTH

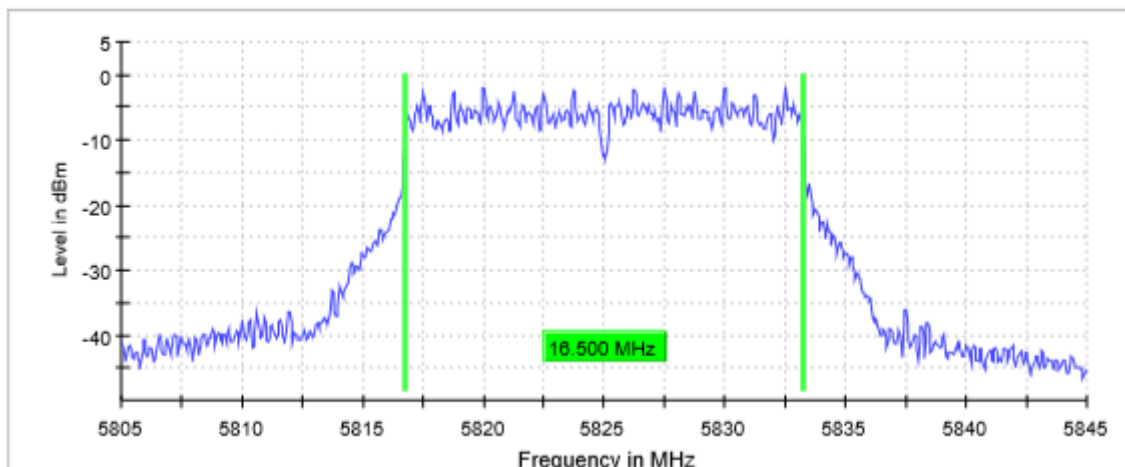
Lowest Channel



Middle Channel



Highest Channel

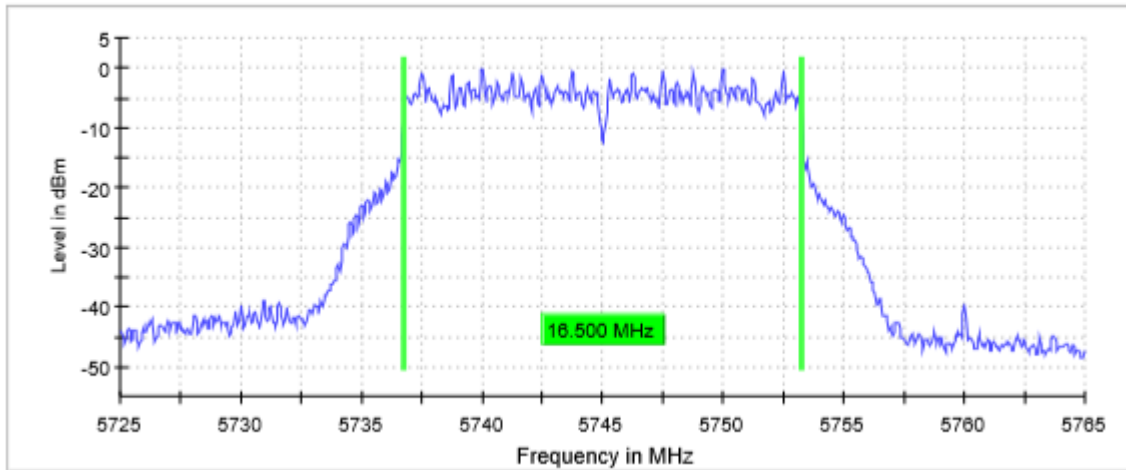


<b>TEST RESULTS (Cont.)</b>				
<b>Measurement</b>				
Setting	Instrument Value	Instrument Value	Instrument Value	
Start Frequency	5.72500 GHz	5.76500 GHz	5.80500 GHz	
Stop Frequency	5.76500 GHz	5.80500 GHz	5.84500 GHz	
Span	40.000 MHz	40.000 MHz	40.000 MHz	
RBW	100.000 kHz	100.000 kHz	100.000 kHz	
VBW	300.000 kHz	300.000 kHz	300.000 kHz	
SweepPoints	800	800	800	
Sweeptime	56.836 µs	56.836 µs	56.836 µs	
Reference Level	10.000 dBm	10.000 dBm	10.000 dBm	
Attenuation	30.000 dB	30.000 dB	30.000 dB	
Detector	MaxPeak	MaxPeak	MaxPeak	
SweepCount	200	200	200	
Filter	3 dB	3 dB	3 dB	
Trace Mode	Max Hold	Max Hold	Max Hold	
Sweeptype	FFT	FFT	FFT	
Preamp	Off	Off	Off	
Stablemode	Trace	Trace	Trace	
Stablevalue	0.30 dB	0.30 dB	0.30 dB	
Run	35 / max. 150	24 / max. 150	33 / max. 150	
Stable	5 / 5	5 / 5	5 / 5	
Max Stable Difference	0.05 dB	0.19 dB	0.19 dB	
<b>TESTED SAMPLES:</b>	S/01			
<b>TESTED CONDITIONS MODES:</b>	TC#01 (n20 mode Chip 1 MIMO)			
<b>TEST RESULTS:</b>	PASS			
<b>Port 1 &amp; 2</b>				
<b>Bandwidth: 20 MHz</b>				
	Lowest frequency	Middle frequency	Highest frequency	
	5745 MHz	5785 MHz	5825 MHz	
6dB Bandwidth (MHz)	16.500	16.500	16.500	
Measurement uncertainty (kHz)	<± 8.33			

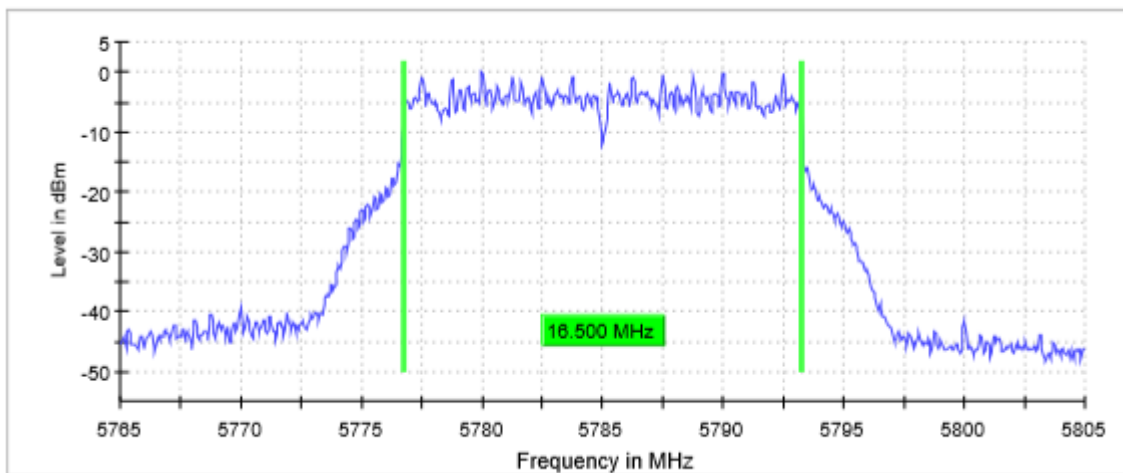
TEST RESULTS (Cont.):

6 dB BANDWIDTH

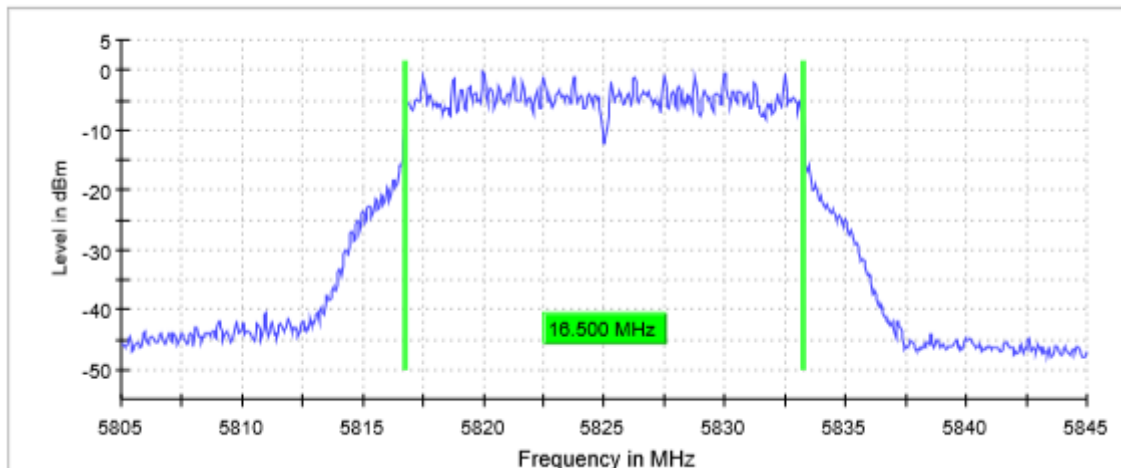
Lowest Channel



Middle Channel



Highest Channel



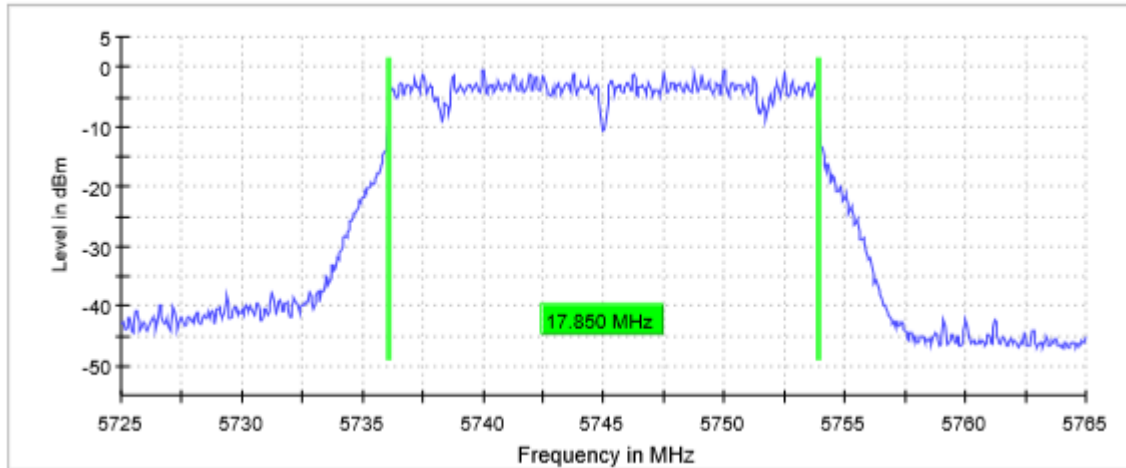




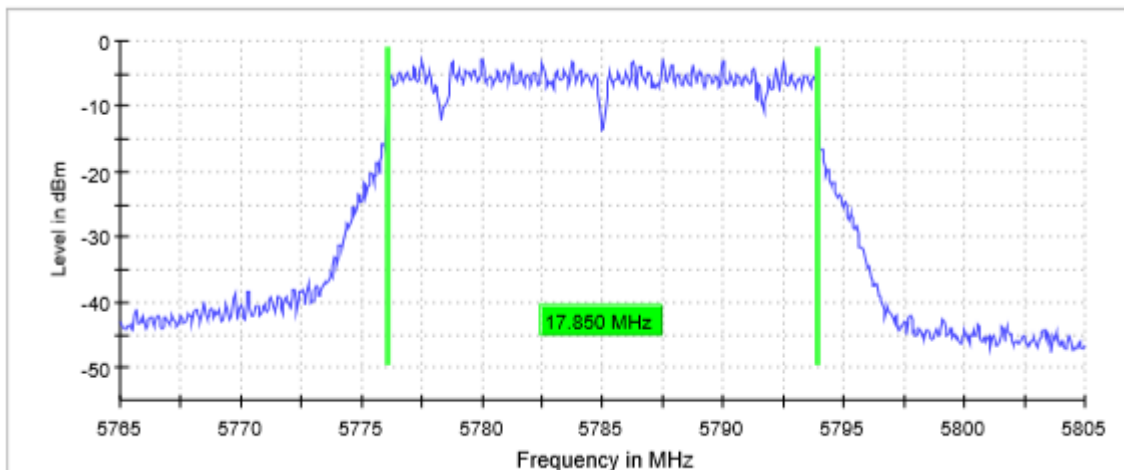
TEST RESULTS (Cont.):

6 dB BANDWIDTH

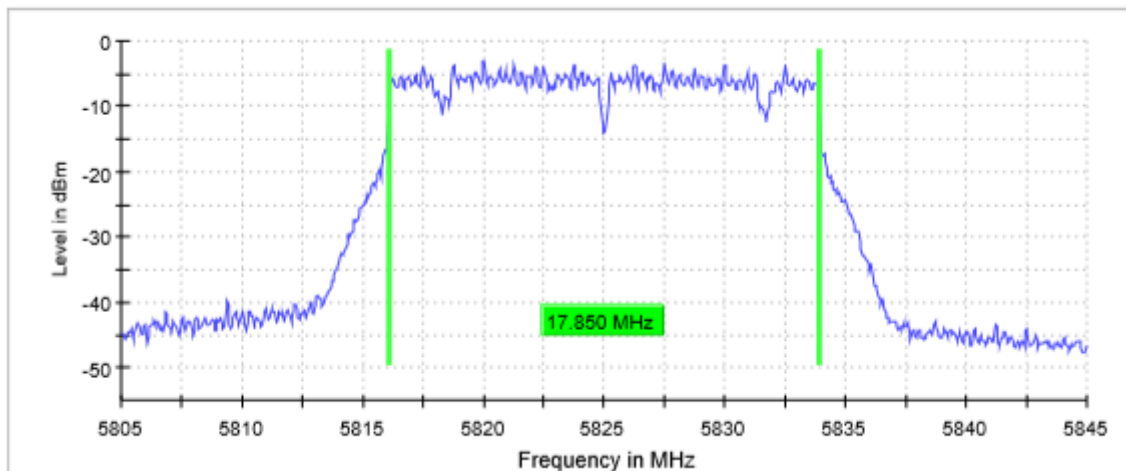
Lowest Channel



Middle Channel



Highest Channel

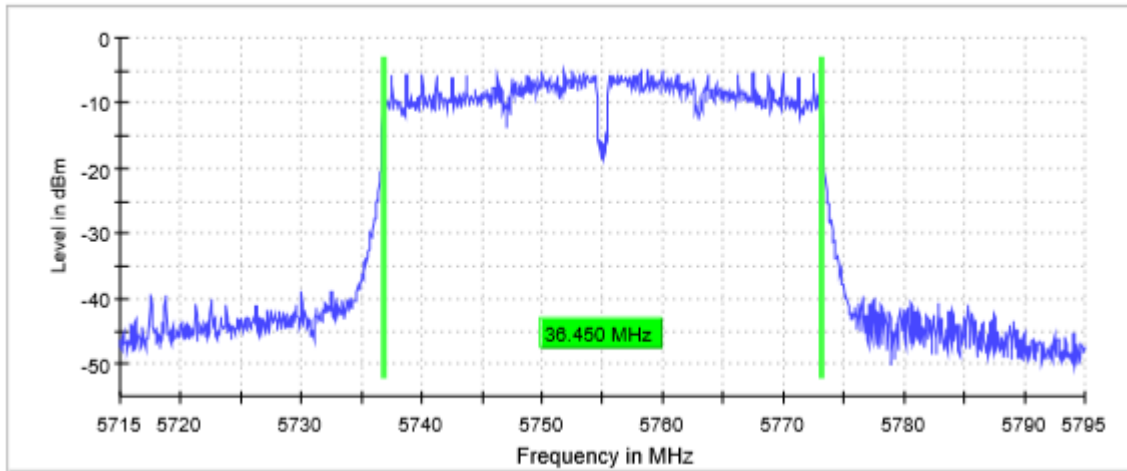


TEST RESULTS (Cont.)			
<b>Measurement</b>			
	<b>Setting</b>	<b>Instrument Value</b>	<b>Instrument Value</b>
	Start Frequency	5.72500 GHz	5.76500 GHz
	Stop Frequency	5.76500 GHz	5.80500 GHz
	Span	40.000 MHz	40.000 MHz
	RBW	100.000 kHz	100.000 kHz
	VBW	300.000 kHz	300.000 kHz
	SweepPoints	800	800
	Sweeptime	56.836 $\mu$ s	56.836 $\mu$ s
	Reference Level	10.000 dBm	10.000 dBm
	Attenuation	30.000 dB	30.000 dB
	Detector	MaxPeak	MaxPeak
	SweepCount	200	200
	Filter	3 dB	3 dB
	Trace Mode	Max Hold	Max Hold
	Sweeptype	FFT	FFT
	Preamp	Off	Off
	Stablemode	Trace	Trace
	Stablevalue	0.30 dB	0.30 dB
	Run	124 / max. 150	127 / max. 150
	Stable	5 / 5	5 / 5
	Max Stable Difference	0.01 dB	0.00 dB
<b>TESTED SAMPLES:</b>	S/01		
<b>TESTED CONDITIONS MODES:</b>	TC#02 (n40 Mode Chip 1 SISO)		
<b>TEST RESULTS:</b>	PASS		
<b>Port 2</b>			
<b>Bandwidth: 40 MHz</b>			
	Lowest frequency	Highest frequency	
	5755 MHz	5795 MHz	
6dB bandwidth (MHz)	36.450	36.450	
Measurement uncertainty (kHz)	$\pm 8.33$		

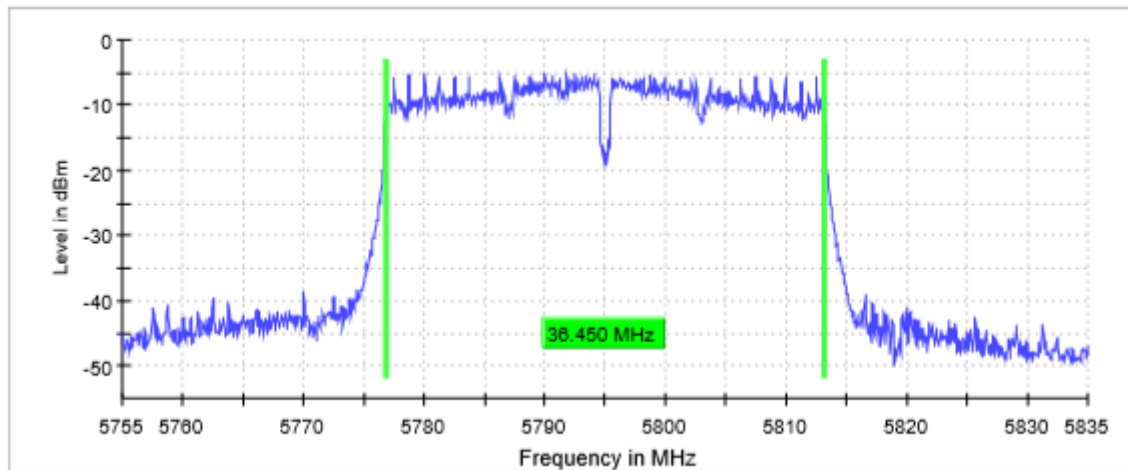
TEST RESULTS (Cont.):

6 dB BANDWIDTH

Lowest Channel



Highest Channel

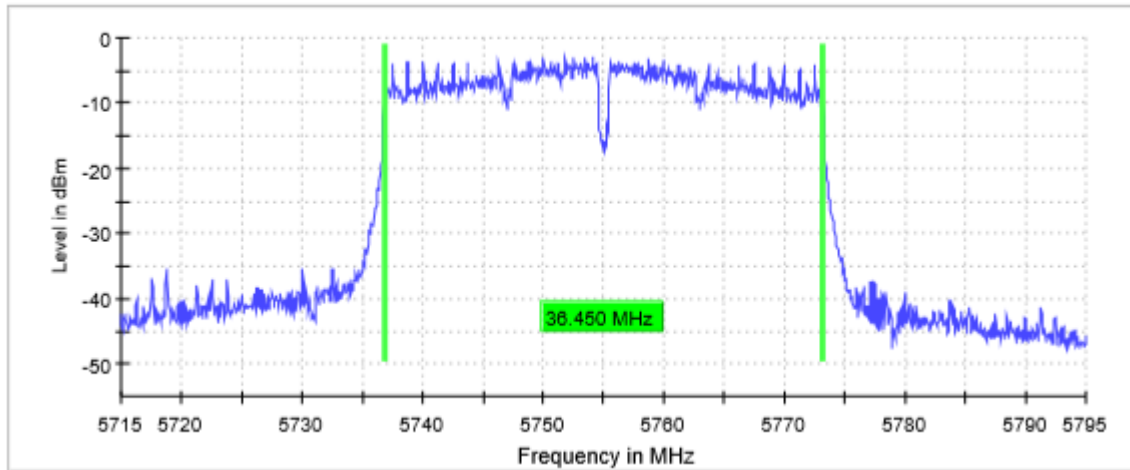


TEST RESULTS (Cont.):			
<b>Measurement</b>			
	<b>Setting</b>	<b>Instrument Value</b>	<b>Instrument Value</b>
	Start Frequency	5.71500 GHz	5.75500 GHz
	Stop Frequency	5.79500 GHz	5.83500 GHz
	Span	80.000 MHz	80.000 MHz
	RBW	100.000 kHz	100.000 kHz
	VBW	300.000 kHz	300.000 kHz
	SweepPoints	1600	1600
	Sweeptime	94.727 $\mu$ s	94.727 $\mu$ s
	Reference Level	10.000 dBm	10.000 dBm
	Attenuation	30.000 dB	30.000 dB
	Detector	MaxPeak	MaxPeak
	SweepCount	200	200
	Filter	3 dB	3 dB
	Trace Mode	Max Hold	Max Hold
	Sweeptype	FFT	FFT
	Preamp	Off	Off
	Stablemode	Trace	Trace
	Stablevalue	0.30 dB	0.30 dB
	Run	127 / max. 150	128 / max. 150
	Stable	5 / 5	5 / 5
	Max Stable Difference	0.06 dB	0.06 dB
<b>TESTED SAMPLES:</b>		S/01	
<b>TESTED CONDITIONS MODES:</b>		TC#02 (n40 Mode Chip 2 SISO)	
<b>TEST RESULTS:</b>		PASS	
<b>Port 4</b>			
<b>Bandwidth: 40 MHz</b>			
		Lowest frequency	Highest frequency
		5755 MHz	5795 MHz
	6dB bandwidth (MHz)	36.450	36.150
	Measurement uncertainty (kHz)	$<\pm 8.33$	

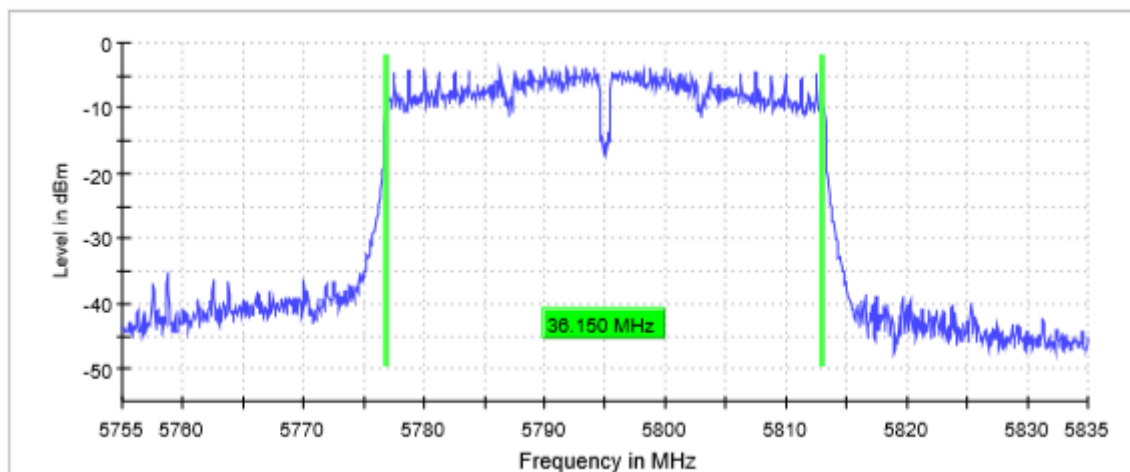
TEST RESULTS (Cont.):

6 dB BANDWIDTH

Lowest Channel



Highest Channel

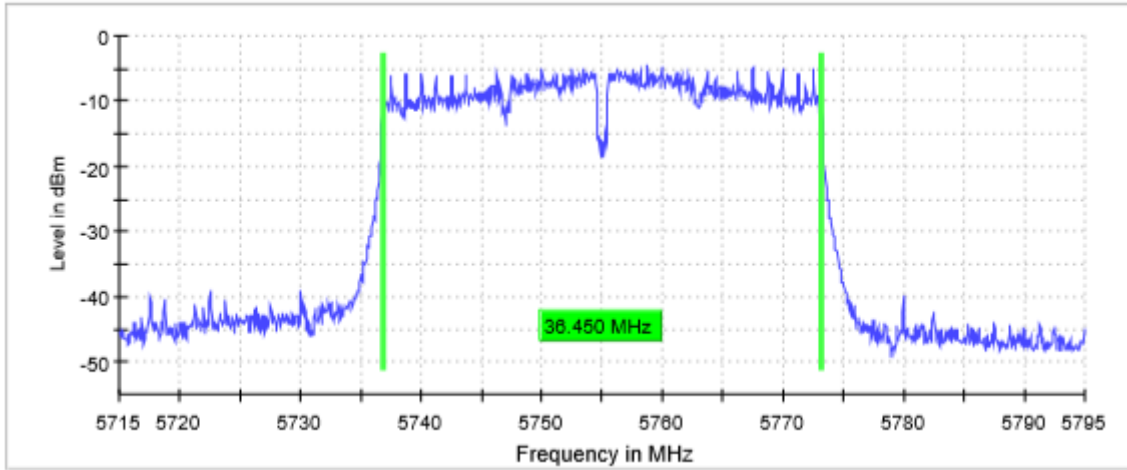


TEST RESULTS (Cont.):			
<b>Measurement</b>			
	<b>Setting</b>	<b>Instrument Value</b>	<b>Instrument Value</b>
	Start Frequency	5.71500 GHz	5.75500 GHz
	Stop Frequency	5.79500 GHz	5.83500 GHz
	Span	80.000 MHz	80.000 MHz
	RBW	100.000 kHz	100.000 kHz
	VBW	300.000 kHz	300.000 kHz
	SweepPoints	1600	1600
	Sweeptime	94.727 $\mu$ s	94.727 $\mu$ s
	Reference Level	10.000 dBm	10.000 dBm
	Attenuation	30.000 dB	30.000 dB
	Detector	MaxPeak	MaxPeak
	SweepCount	200	200
	Filter	3 dB	3 dB
	Trace Mode	Max Hold	Max Hold
	Sweeptype	FFT	FFT
	Preamp	Off	Off
	Stablemode	Trace	Trace
	Stablevalue	0.30 dB	0.30 dB
	Run	115 / max. 150	125 / max. 150
	Stable	5 / 5	5 / 5
	Max Stable Difference	0.11 dB	0.07 dB
<b>TESTED SAMPLES:</b>		S/01	
<b>TESTED CONDITIONS MODES:</b>		TC#02 (n40 Mode Chip 1 MIMO)	
<b>TEST RESULTS:</b>		PASS	
<b>Port 1 &amp; 2</b>			
<b>Bandwidth: 40 MHz</b>			
		Lowest frequency	Highest frequency
		5755 MHz	5795 MHz
	6dB bandwidth (MHz)	36.450	36.500
	Measurement uncertainty (kHz)	$<\pm 8.33$	

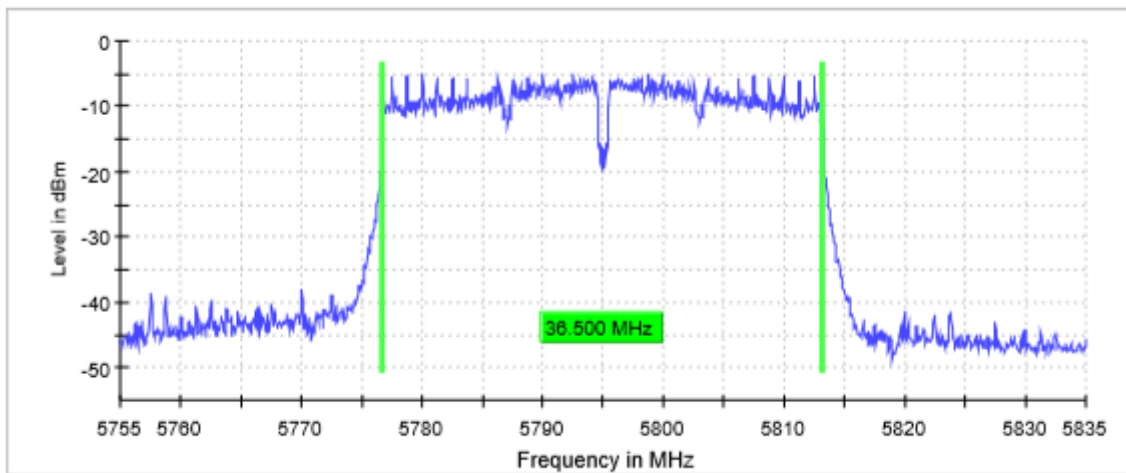
TEST RESULTS (Cont.):

6 dB BANDWIDTH

Lowest Channel



Highest Channel



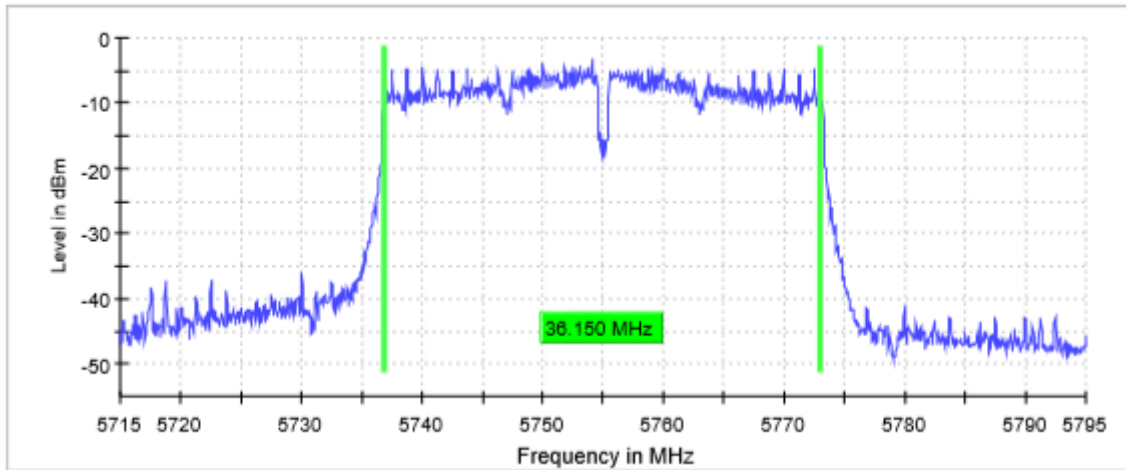


TEST RESULTS (Cont.):			
<b>Measurement</b>			
	<b>Setting</b>	<b>Instrument Value</b>	<b>Instrument Value</b>
	Start Frequency	5.71500 GHz	5.75500 GHz
	Stop Frequency	5.79500 GHz	5.83500 GHz
	Span	80.000 MHz	80.000 MHz
	RBW	100.000 kHz	100.000 kHz
	VBW	300.000 kHz	300.000 kHz
	SweepPoints	1600	1600
	Sweeptime	94.727 $\mu$ s	94.727 $\mu$ s
	Reference Level	10.000 dBm	10.000 dBm
	Attenuation	30.000 dB	30.000 dB
	Detector	MaxPeak	MaxPeak
	SweepCount	200	200
	Filter	3 dB	3 dB
	Trace Mode	Max Hold	Max Hold
	Sweeptype	FFT	FFT
	Preamp	Off	Off
	Stablemode	Trace	Trace
	Stablevalue	0.30 dB	0.30 dB
	Run	141 / max. 150	137 / max. 150
	Stable	5 / 5	5 / 5
	Max Stable Difference	0.00 dB	0.00 dB
<b>TESTED SAMPLES:</b>	S/01		
<b>TESTED CONDITIONS MODES:</b>	TC#02 (n40 Mode Chip 2 MIMO)		
<b>TEST RESULTS:</b>	PASS		
<b>Port 2</b>			
<b>Bandwidth: 40 MHz</b>			
		Lowest frequency	Highest frequency
		5755 MHz	5795 MHz
	6dB bandwidth (MHz)	36.150	35.250
	Measurement uncertainty (kHz)	$\lt \pm 8.33$	

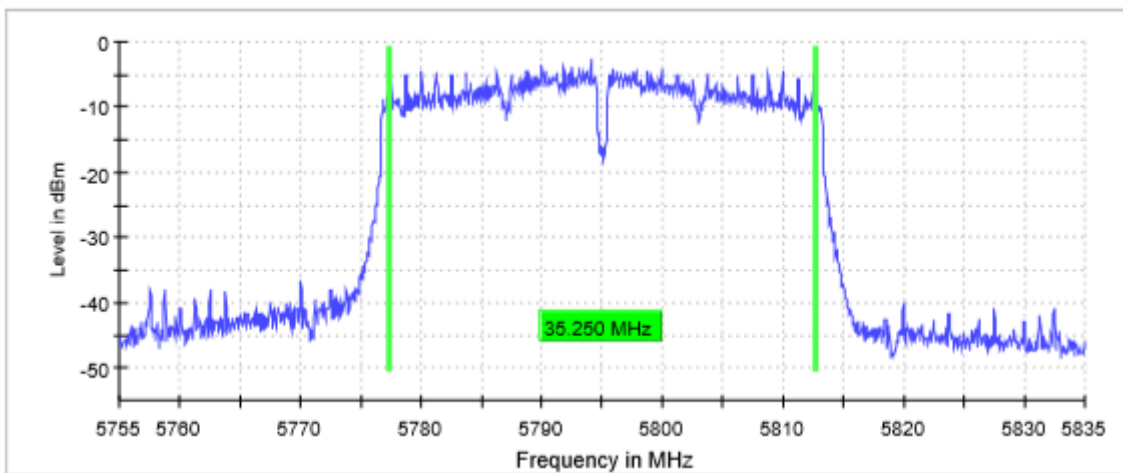
TEST RESULTS (Cont.):

6 dB BANDWIDTH

Lowest Channel



Highest Channel

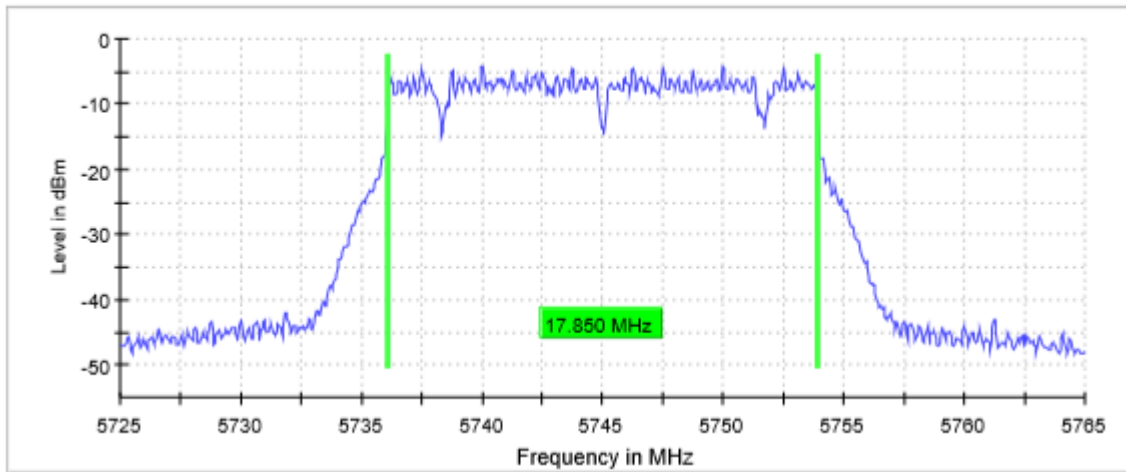


TEST RESULTS (Cont.):			
<b>Measurement</b>			
	<b>Setting</b>	<b>Instrument Value</b>	<b>Instrument Value</b>
	Start Frequency	5.71500 GHz	5.75500 GHz
	Stop Frequency	5.79500 GHz	5.83500 GHz
	Span	80.000 MHz	80.000 MHz
	RBW	100.000 kHz	100.000 kHz
	VBW	300.000 kHz	300.000 kHz
	SweepPoints	1600	1600
	Sweeptime	94.727 $\mu$ s	94.727 $\mu$ s
	Reference Level	10.000 dBm	10.000 dBm
	Attenuation	30.000 dB	30.000 dB
	Detector	MaxPeak	MaxPeak
	SweepCount	200	200
	Filter	3 dB	3 dB
	Trace Mode	Max Hold	Max Hold
	Sweeptype	FFT	FFT
	Preamp	Off	Off
	Stablemode	Trace	Trace
	Stablevalue	0.30 dB	0.30 dB
	Run	129 / max. 150	112 / max. 150
	Stable	5 / 5	5 / 5
	Max Stable Difference	0.09 dB	0.00 dB
<b>TESTED SAMPLES:</b>		S/01	
<b>TESTED CONDITIONS MODES:</b>		TC#03 (ac20 mode Chip 1 SISO)	
<b>TEST RESULTS:</b>		PASS	
<b>Port 2</b>			
<b>Bandwidth: 20 MHz</b>			
	Lowest frequency	Middle frequency	Highest frequency
	5745 MHz	5785 MHz	5825 MHz
6dB Bandwidth (MHz)	17.850	17.850	17.850
Measurement uncertainty (kHz)	$<\pm 8.33$		

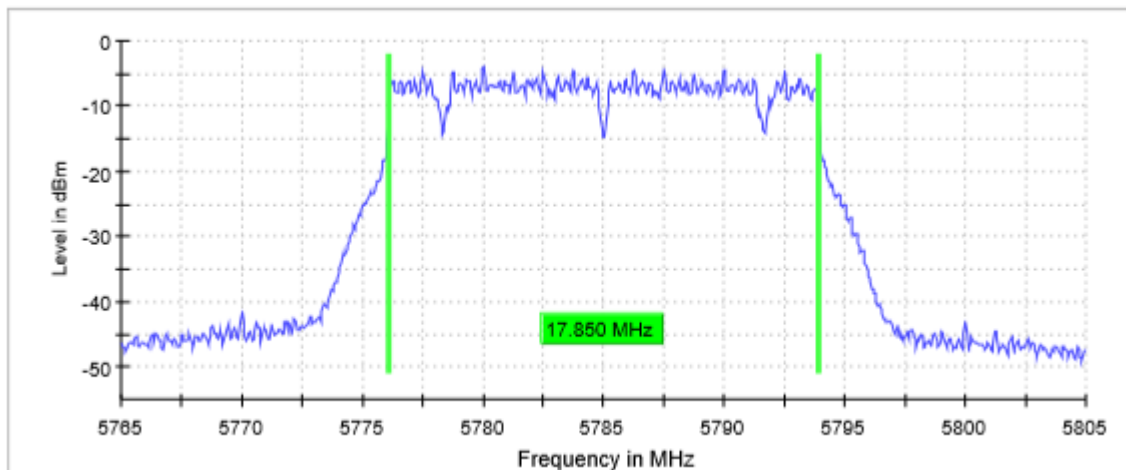
TEST RESULTS (Cont.):

6 dB BANDWIDTH

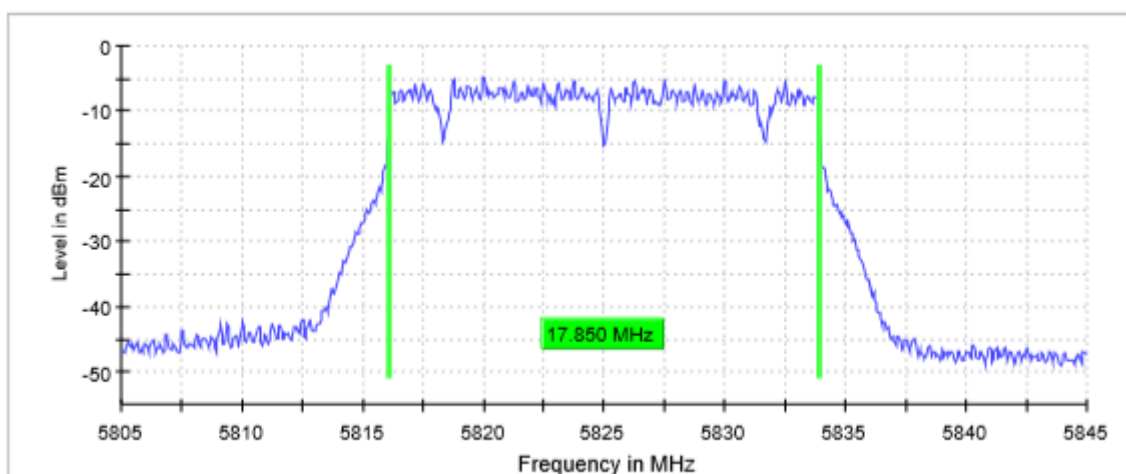
Lowest Channel



Middle Channel



Highest Channel

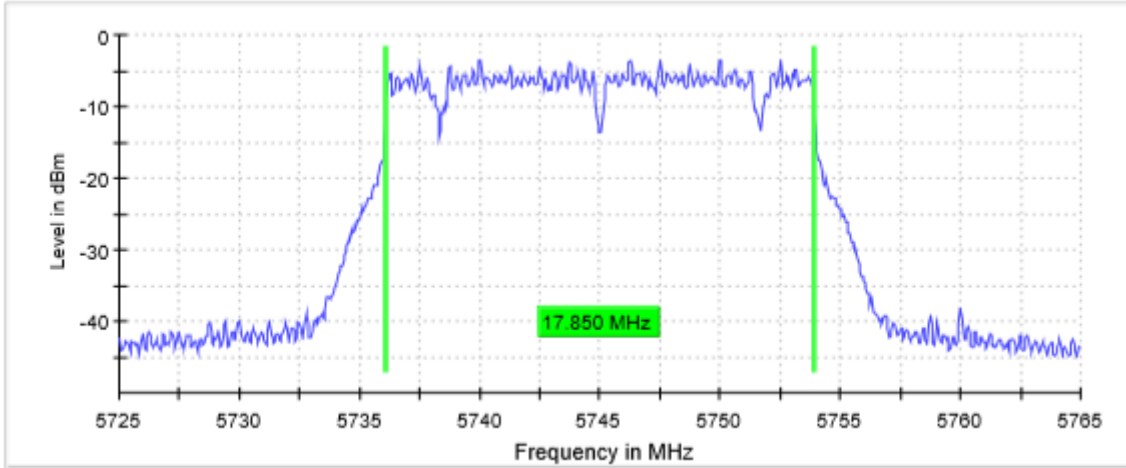




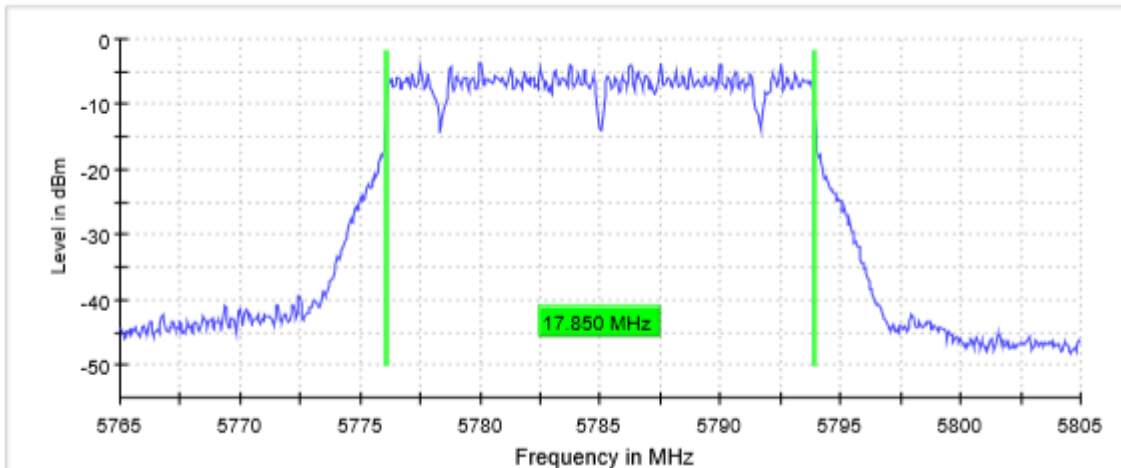
TEST RESULTS (Cont.):

6 dB BANDWIDTH

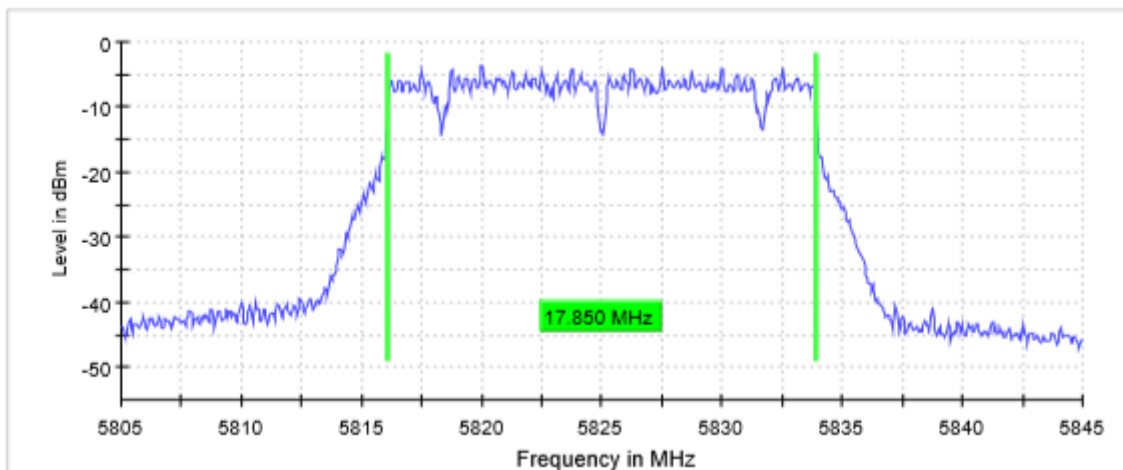
Lowest Channel



Middle Channel



Highest Channel

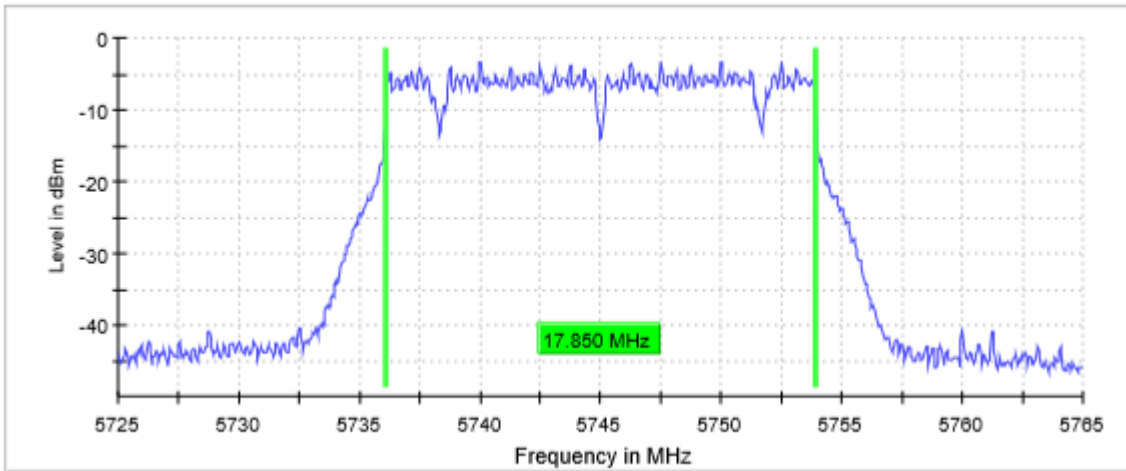


<b>TEST RESULTS (Cont.)</b>				
<b>Measurement</b>				
Setting	Instrument Value	Instrument Value	Instrument Value	Instrument Value
Start Frequency	5.72500 GHz	5.76500 GHz	5.80500 GHz	5.80500 GHz
Stop Frequency	5.76500 GHz	5.80500 GHz	5.84500 GHz	5.84500 GHz
Span	40.000 MHz	40.000 MHz	40.000 MHz	40.000 MHz
RBW	100.000 kHz	100.000 kHz	100.000 kHz	100.000 kHz
VBW	300.000 kHz	300.000 kHz	300.000 kHz	300.000 kHz
SweepPoints	800	800	800	800
Sweeptime	56.836 $\mu$ s	56.836 $\mu$ s	56.836 $\mu$ s	56.836 $\mu$ s
Reference Level	10.000 dBm	10.000 dBm	10.000 dBm	10.000 dBm
Attenuation	30.000 dB	30.000 dB	30.000 dB	30.000 dB
Detector	MaxPeak	MaxPeak	MaxPeak	MaxPeak
SweepCount	200	200	200	200
Filter	3 dB	3 dB	3 dB	3 dB
Trace Mode	Max Hold	Max Hold	Max Hold	Max Hold
Sweeptype	FFT	FFT	FFT	FFT
Preamp	Off	Off	Off	Off
Stablemode	Trace	Trace	Trace	Trace
Stablevalue	0.30 dB	0.30 dB	0.30 dB	0.30 dB
Run	122 / max. 150	118 / max. 150	120 / max. 150	120 / max. 150
Stable	5 / 5	5 / 5	5 / 5	5 / 5
Max Stable Difference	0.10 dB	0.17 dB	0.06 dB	0.06 dB
<b>TESTED SAMPLES:</b>		S/01		
<b>TESTED CONDITIONS MODES:</b>		TC#03 (ac20 mode Chip 1 MIMO)		
<b>TEST RESULTS:</b>		PASS		
<b>Port 1 &amp; 2</b>				
<b>Bandwidth: 20 MHz</b>				
	Lowest frequency	Middle frequency	Highest frequency	
	5745 MHz	5785 MHz	5825 MHz	
6dB Bandwidth (MHz)	17.850	17.850	17.850	
Measurement uncertainty (kHz)	<math>\pm 8.33</math>			

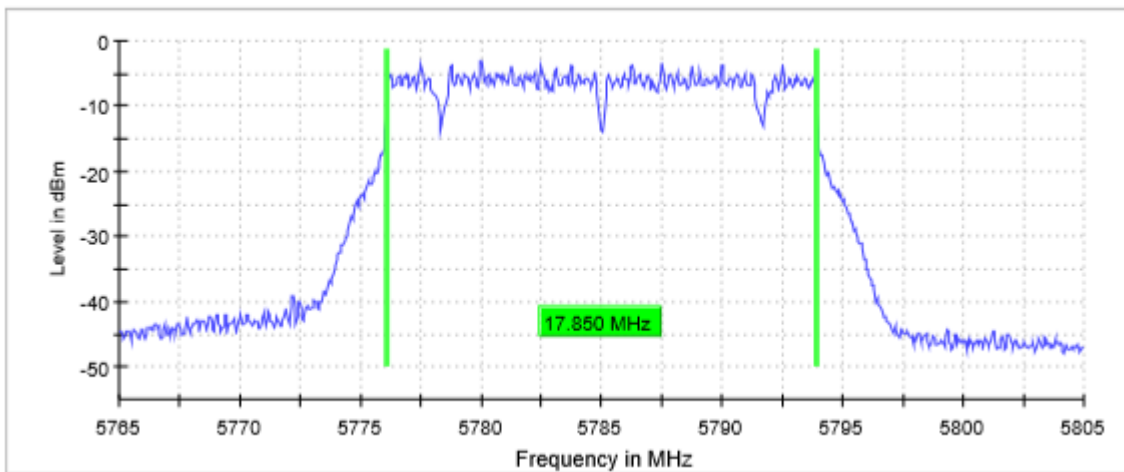
TEST RESULTS (Cont.):

6 dB BANDWIDTH

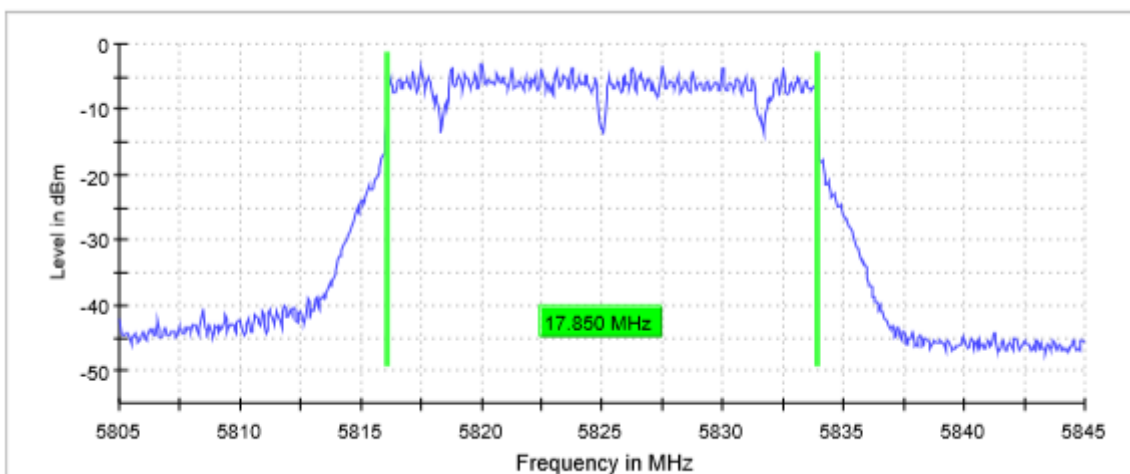
Lowest Channel



Middle Channel



Highest Channel



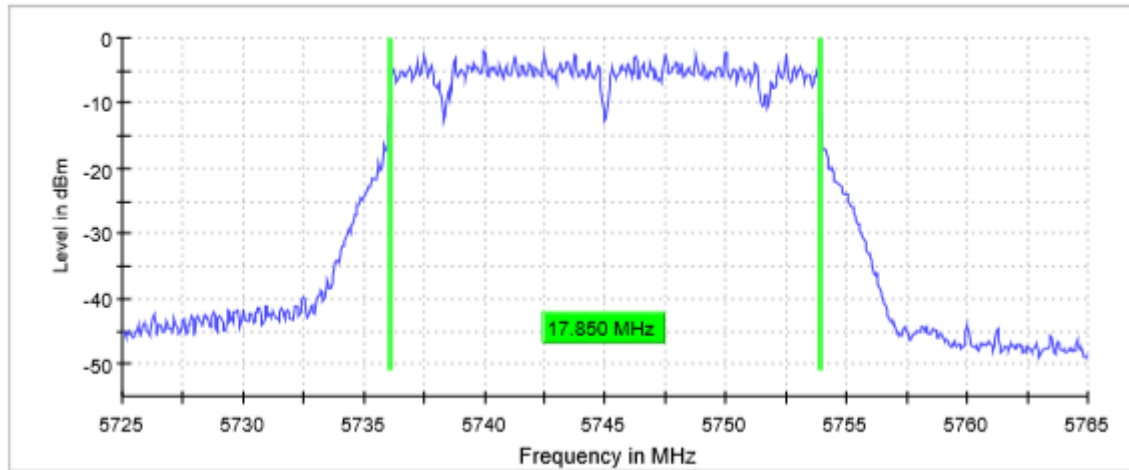


TEST RESULTS (Cont.)				
<b>Measurement</b>				
	Setting	Instrument Value	Instrument Value	Instrument Value
	Start Frequency	5.72500 GHz	5.76500 GHz	5.80500 GHz
	Stop Frequency	5.76500 GHz	5.80500 GHz	5.84500 GHz
	Span	40.000 MHz	40.000 MHz	40.000 MHz
	RBW	100.000 kHz	100.000 kHz	100.000 kHz
	VBW	300.000 kHz	300.000 kHz	300.000 kHz
	SweepPoints	800	800	800
	Sweeptime	56.836 $\mu$ s	56.836 $\mu$ s	56.836 $\mu$ s
	Reference Level	10.000 dBm	10.000 dBm	10.000 dBm
	Attenuation	30.000 dB	30.000 dB	30.000 dB
	Detector	MaxPeak	MaxPeak	MaxPeak
	SweepCount	200	200	200
	Filter	3 dB	3 dB	3 dB
	Trace Mode	Max Hold	Max Hold	Max Hold
	Sweeptype	FFT	FFT	FFT
	Preamp	Off	Off	Off
	Stablemode	Trace	Trace	Trace
	Stablevalue	0.30 dB	0.30 dB	0.30 dB
	Run	131 / max. 150	132 / max. 150	129 / max. 150
	Stable	5 / 5	5 / 5	5 / 5
	Max Stable Difference	0.00 dB	0.00 dB	0.02 dB
<b>TESTED SAMPLES:</b>		S/01		
<b>TESTED CONDITIONS MODES:</b>		TC#03 (n20a mode Chip 2 MIMO)		
<b>TEST RESULTS:</b>		PASS		
<b>Port 3 &amp; 4</b>				
<b>Bandwidth: 20 MHz</b>				
		Lowest frequency 5745 MHz	Middle frequency 5785 MHz	Highest frequency 5825 MHz
	6dB Bandwidth (MHz)	17.850	17.850	17.850
	Measurement uncertainty (kHz)	$\leq \pm 8.33$		

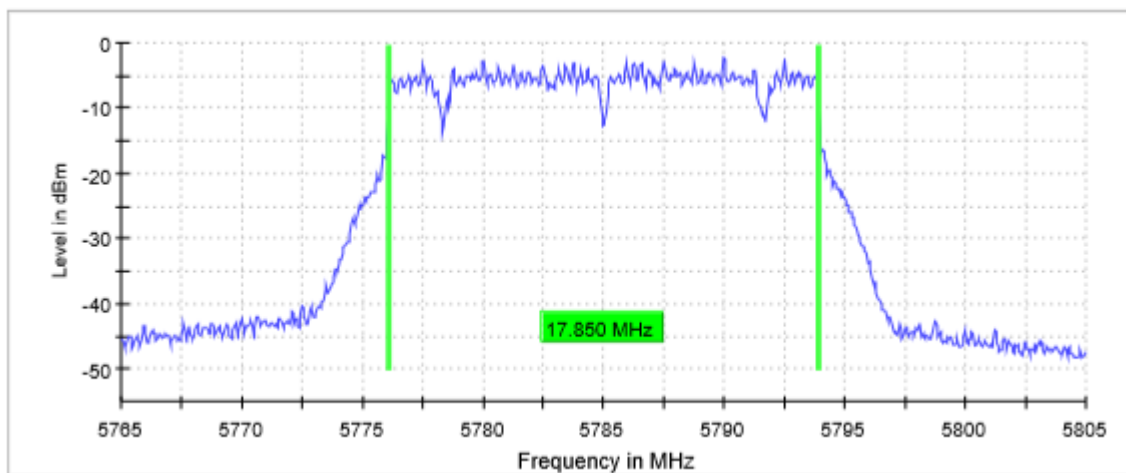
TEST RESULTS (Cont.):

6 dB BANDWIDTH

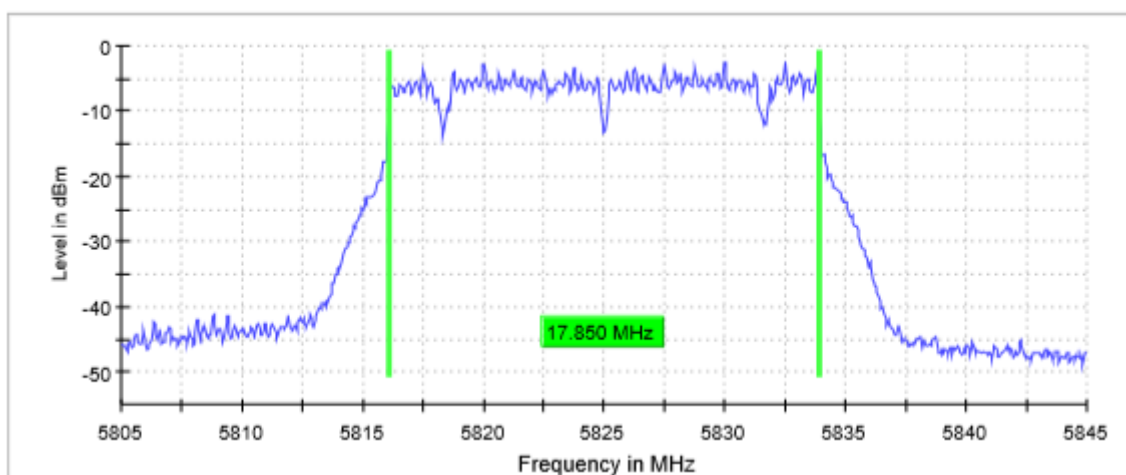
Lowest Channel



Middle Channel



Highest Channel

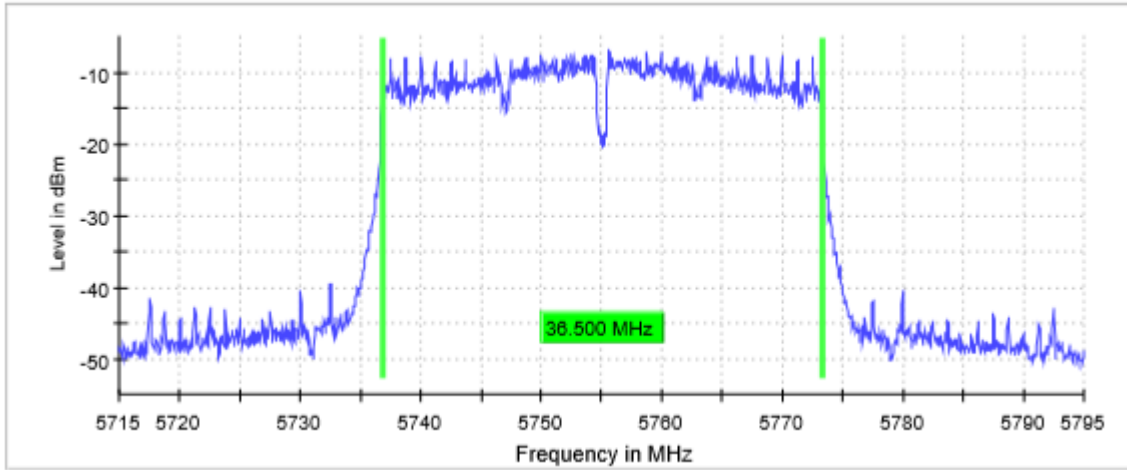


TEST RESULTS (Cont.)			
<b>Measurement</b>			
	<b>Setting</b>	<b>Instrument Value</b>	<b>Instrument Value</b>
	Start Frequency	5.72500 GHz	5.76500 GHz
	Stop Frequency	5.76500 GHz	5.80500 GHz
	Span	40.000 MHz	40.000 MHz
	RBW	100.000 kHz	100.000 kHz
	VBW	300.000 kHz	300.000 kHz
	SweepPoints	800	800
	Sweeptime	56.836 µs	56.836 µs
	Reference Level	0.000 dBm	0.000 dBm
	Attenuation	20.000 dB	20.000 dB
	Detector	MaxPeak	MaxPeak
	SweepCount	200	200
	Filter	3 dB	3 dB
	Trace Mode	Max Hold	Max Hold
	Sweeptype	FFT	FFT
	Preamp	Off	Off
	Stablemode	Trace	Trace
	Stablevalue	0.30 dB	0.30 dB
	Run	119 / max. 150	120 / max. 150
	Stable	5 / 5	5 / 5
	Max Stable Difference	0.00 dB	0.19 dB
<b>TESTED SAMPLES:</b>	S/01		
<b>TESTED CONDITIONS MODES:</b>	TC#02 (ac40 Mode Chip 1 SISO)		
<b>TEST RESULTS:</b>	PASS		
<b>Port 2</b>			
<b>Bandwidth: 40 MHz</b>			
	Lowest frequency	Highest frequency	
	5755 MHz	5795 MHz	
6dB bandwidth (MHz)	36.500	36.450	
Measurement uncertainty (kHz)	<± 8.33		

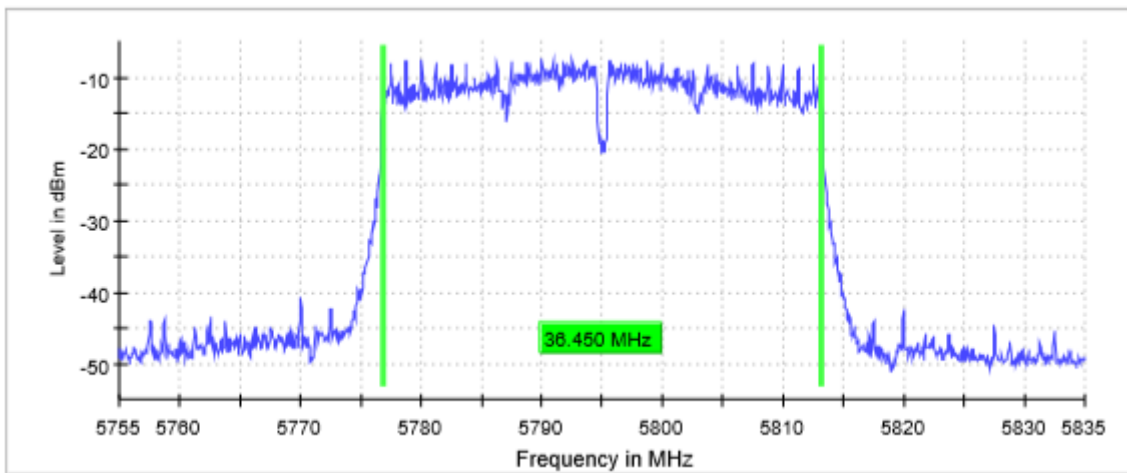
TEST RESULTS (Cont.):

6 dB BANDWIDTH

Lowest Channel



Highest Channel

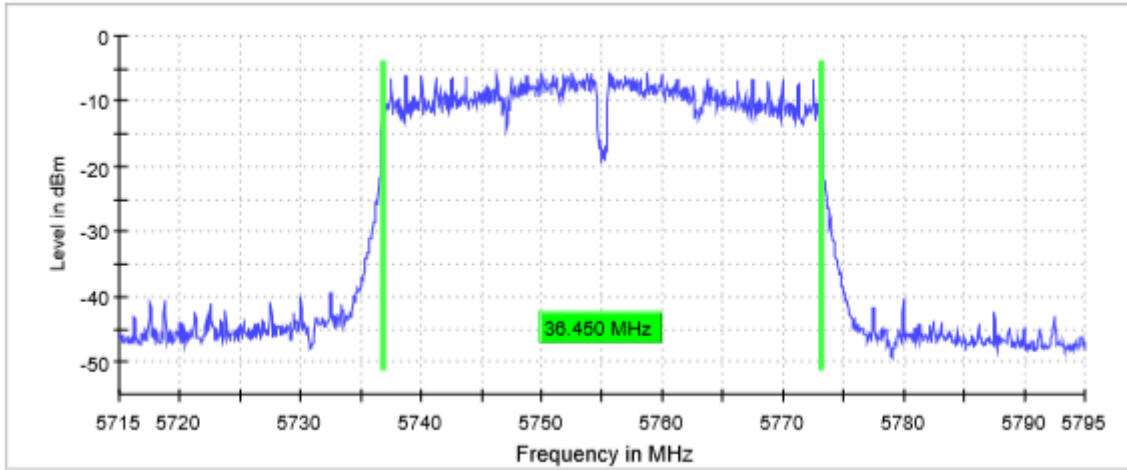


TEST RESULTS (Cont.):			
<b>Measurement</b>			
	<b>Setting</b>	<b>Instrument Value</b>	<b>Instrument Value</b>
	Start Frequency	5.71500 GHz	5.75500 GHz
	Stop Frequency	5.79500 GHz	5.83500 GHz
	Span	80.000 MHz	80.000 MHz
	RBW	100.000 kHz	100.000 kHz
	VBW	300.000 kHz	300.000 kHz
	SweepPoints	1600	1600
	Sweeptime	94.727 $\mu$ s	94.727 $\mu$ s
	Reference Level	10.000 dBm	10.000 dBm
	Attenuation	30.000 dB	30.000 dB
	Detector	MaxPeak	MaxPeak
	SweepCount	200	200
	Filter	3 dB	3 dB
	Trace Mode	Max Hold	Max Hold
	Sweeptype	FFT	FFT
	Preamp	Off	Off
	Stablemode	Trace	Trace
	Stablevalue	0.30 dB	0.30 dB
	Run	128 / max. 150	110 / max. 150
	Stable	5 / 5	5 / 5
	Max Stable Difference	0.12 dB	0.21 dB
<b>TESTED SAMPLES:</b>	S/01		
<b>TESTED CONDITIONS MODES:</b>	TC#03 (ac40 Mode Chip 2 SISO)		
<b>TEST RESULTS:</b>	PASS		
<b>Port 4</b>			
<b>Bandwidth: 40 MHz</b>			
		Lowest frequency	Highest frequency
		5755 MHz	5795 MHz
	6dB bandwidth (MHz)	36.450	36.450
	Measurement uncertainty (kHz)	$<\pm 8.33$	

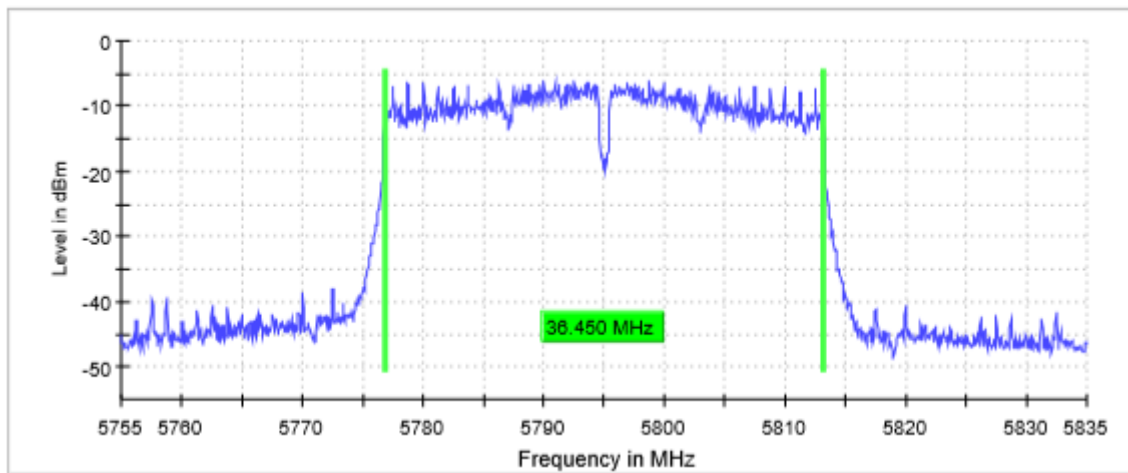
TEST RESULTS (Cont.):

6 dB BANDWIDTH

Lowest Channel



Highest Channel

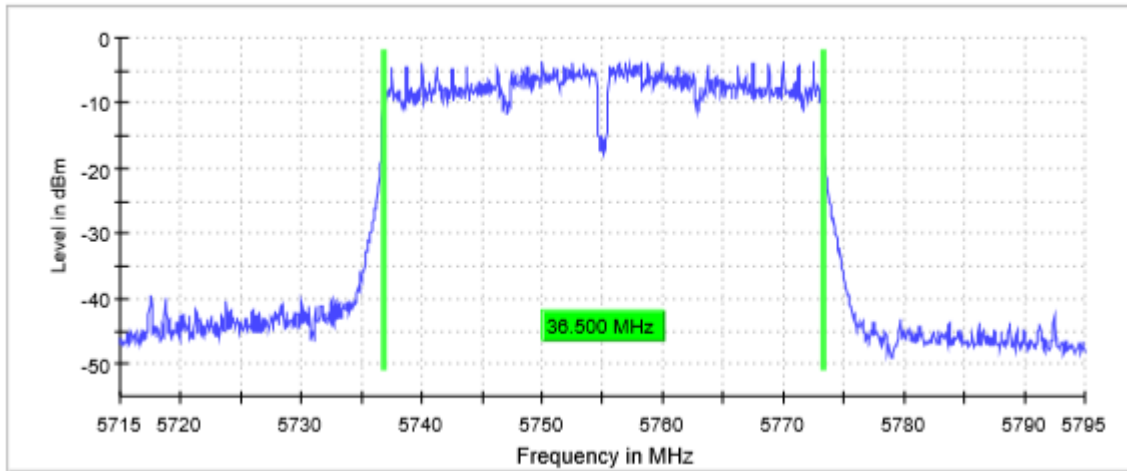


TEST RESULTS (Cont.):			
<b>Measurement</b>			
	<b>Setting</b>	<b>Instrument Value</b>	<b>Instrument Value</b>
	Start Frequency	5.71500 GHz	5.75500 GHz
	Stop Frequency	5.79500 GHz	5.83500 GHz
	Span	80.000 MHz	80.000 MHz
	RBW	100.000 kHz	100.000 kHz
	VBW	300.000 kHz	300.000 kHz
	SweepPoints	1600	1600
	Sweeptime	94.727 $\mu$ s	94.727 $\mu$ s
	Reference Level	0.000 dBm	0.000 dBm
	Attenuation	20.000 dB	20.000 dB
	Detector	MaxPeak	MaxPeak
	SweepCount	200	200
	Filter	3 dB	3 dB
	Trace Mode	Max Hold	Max Hold
	Sweeptype	FFT	FFT
	Preamp	Off	Off
	Stablemode	Trace	Trace
	Stablevalue	0.30 dB	0.30 dB
	Run	131 / max. 150	130 / max. 150
	Stable	5 / 5	5 / 5
	Max Stable Difference	0.00 dB	0.19 dB
<b>TESTED SAMPLES:</b>		S/01	
<b>TESTED CONDITIONS MODES:</b>		TC#03 (ac40 Mode Chip 1 MIMO)	
<b>TEST RESULTS:</b>		PASS	
<b>Port 1 &amp; 2</b>			
<b>Bandwidth: 40 MHz</b>			
		Lowest frequency	Highest frequency
		5755 MHz	5795 MHz
6dB bandwidth (MHz)		36.500	36.450
Measurement uncertainty (kHz)		$<\pm 8.33$	

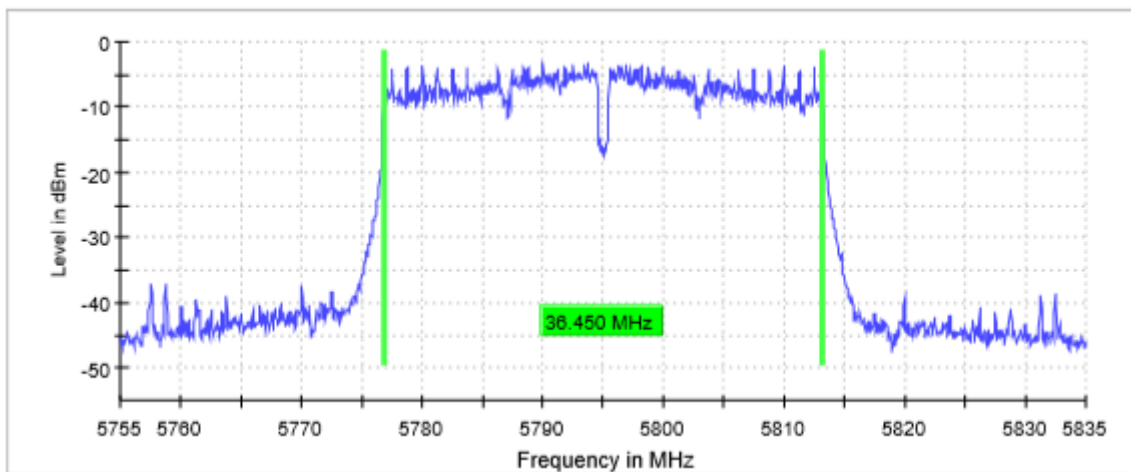
TEST RESULTS (Cont.):

6 dB BANDWIDTH

Lowest Channel



Highest Channel



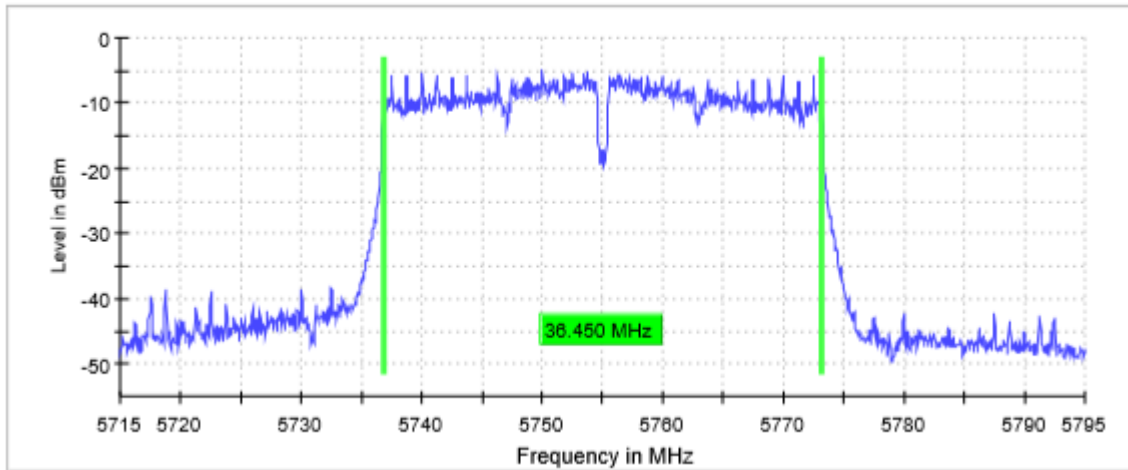


TEST RESULTS (Cont.):			
<b>Measurement</b>			
	<b>Setting</b>	<b>Instrument Value</b>	<b>Instrument Value</b>
	Start Frequency	5.71500 GHz	5.75500 GHz
	Stop Frequency	5.79500 GHz	5.83500 GHz
	Span	80.000 MHz	80.000 MHz
	RBW	100.000 kHz	100.000 kHz
	VBW	300.000 kHz	300.000 kHz
	SweepPoints	1600	1600
	Sweeptime	94.727 $\mu$ s	94.727 $\mu$ s
	Reference Level	0.000 dBm	0.000 dBm
	Attenuation	20.000 dB	20.000 dB
	Detector	MaxPeak	MaxPeak
	SweepCount	200	200
	Filter	3 dB	3 dB
	Trace Mode	Max Hold	Max Hold
	Sweeptype	FFT	FFT
	Preamp	Off	Off
	Stablemode	Trace	Trace
	Stablevalue	0.30 dB	0.30 dB
	Run	125 / max. 150	131 / max. 150
	Stable	5 / 5	5 / 5
	Max Stable Difference	0.03 dB	0.00 dB
<b>TESTED SAMPLES:</b>	S/01		
<b>TESTED CONDITIONS MODES:</b>	TC#03 (ac40 Mode Chip 2 MIMO)		
<b>TEST RESULTS:</b>	PASS		
<b>Port 3 &amp; 4</b>			
<b>Bandwidth: 40 MHz</b>			
		Lowest frequency	Highest frequency
		5755 MHz	5795 MHz
	6dB bandwidth (MHz)	36.450	35.150
	Measurement uncertainty (kHz)	$<\pm 8.33$	

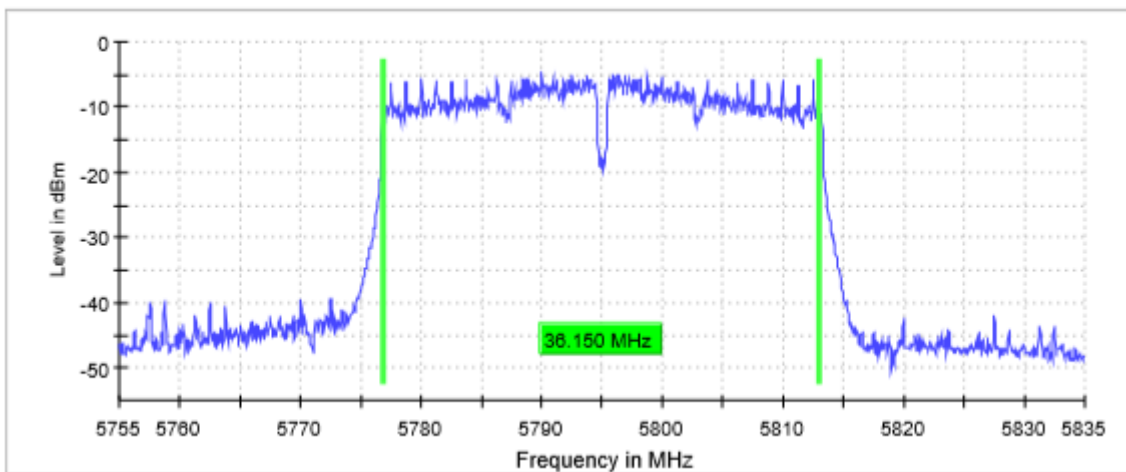
TEST RESULTS (Cont.):

6 dB BANDWIDTH

Lowest Channel



Highest Channel



**TEST RESULTS (Cont.):**

**Measurement**

Setting	Instrument Value	Instrument Value
Start Frequency	5.71500 GHz	5.75500 GHz
Stop Frequency	5.79500 GHz	5.83500 GHz
Span	80.000 MHz	80.000 MHz
RBW	100.000 kHz	100.000 kHz
VBW	300.000 kHz	300.000 kHz
SweepPoints	1600	1600
Sweeptime	94.727 $\mu$ s	94.727 $\mu$ s
Reference Level	10.000 dBm	10.000 dBm
Attenuation	30.000 dB	30.000 dB
Detector	MaxPeak	MaxPeak
SweepCount	200	200
Filter	3 dB	3 dB
Trace Mode	Max Hold	Max Hold
Sweeptype	FFT	FFT
Preamp	Off	Off
Stablemode	Trace	Trace
Stablevalue	0.30 dB	0.30 dB
Run	121 / max. 150	126 / max. 150
Stable	5 / 5	5 / 5
Max Stable Difference	0.15 dB	0.00 dB

<b>TESTED SAMPLES:</b>	S/01
<b>TESTED CONDITIONS MODES:</b>	TC#03 (ac80 Mode Chip 1 SISO)
<b>TEST RESULTS:</b>	PASS

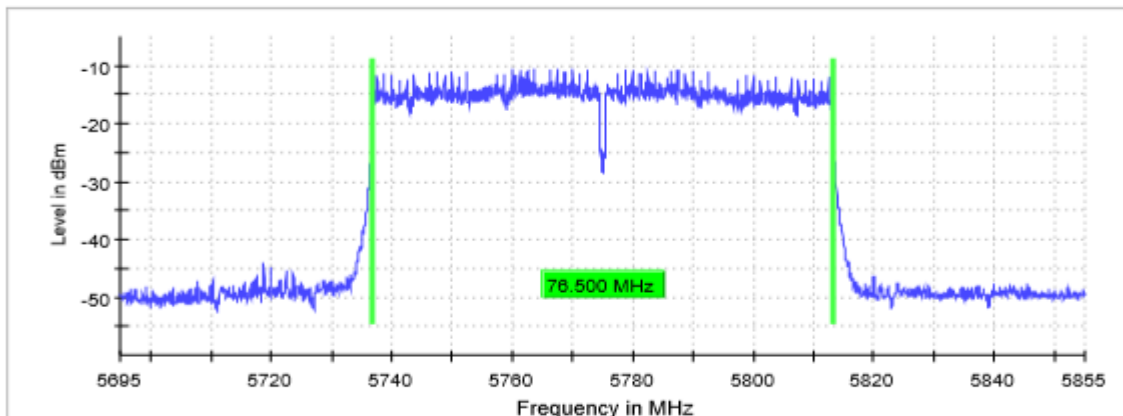
**Port 2**

**Bandwidth: 80 MHz**

	Lowest frequency 5755 MHz
6dB bandwidth (MHz)	76.500
Measurement uncertainty (kHz)	<± 8.33

<b>TEST RESULTS (Cont.):</b>	<b>6 dB BANDWIDTH</b>
------------------------------	-----------------------

**Lowest Channel**



**Measurement**

Setting	Instrument Value
Start Frequency	5.69500 GHz
Stop Frequency	5.85500 GHz
Span	160.000 MHz
RBW	100.000 kHz
VBW	300.000 kHz
SweepPoints	3200
Sweptime	189.453 μs
Reference Level	10.000 dBm
Attenuation	30.000 dB
Detector	MaxPeak
SweepCount	200
Filter	3 dB
Trace Mode	Max Hold
Sweeptype	FFT
Preamp	Off
Stablemode	Trace
Stablevalue	0.30 dB
Run	125 / max. 150
Stable	5 / 5
Max Stable Difference	0.00 dB

<b>TESTED SAMPLES:</b>	S/01
<b>TESTED CONDITIONS MODES:</b>	TC#03 (ac80 Mode Chip 2 SISO)
<b>TEST RESULTS:</b>	PASS

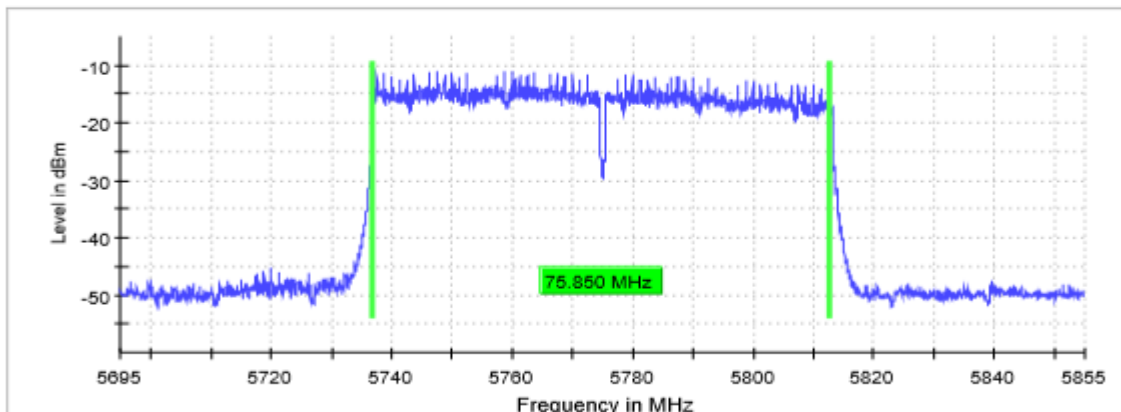
Port 4

Bandwidth: 80 MHz

	Lowest frequency 5755 MHz
6dB bandwidth (MHz)	75.850
Measurement uncertainty (kHz)	<± 8.33

<b>TEST RESULTS (Cont.):</b>	<b>6 dB BANDWIDTH</b>
------------------------------	-----------------------

Lowest Channel



**Measurement**

Setting	Instrument Value
Start Frequency	5.69500 GHz
Stop Frequency	5.855500 GHz
Span	160.000 MHz
RBW	100.000 kHz
VBW	300.000 kHz
SweepPoints	3200
Sweptime	189.453 μs
Reference Level	10.000 dBm
Attenuation	30.000 dB
Detector	MaxPeak
SweepCount	200
Filter	3 dB
Trace Mode	Max Hold
Sweeptype	FFT
Preamplifier	Off
Stablemode	Trace
Stablevalue	0.30 dB
Run	115 / max. 150
Stable	5 / 5
Max Stable Difference	0.15 dB

<b>TESTED SAMPLES:</b>	S/01
<b>TESTED CONDITIONS MODES:</b>	TC#03 (ac80 Mode Chip 1 MIMO)
<b>TEST RESULTS:</b>	PASS

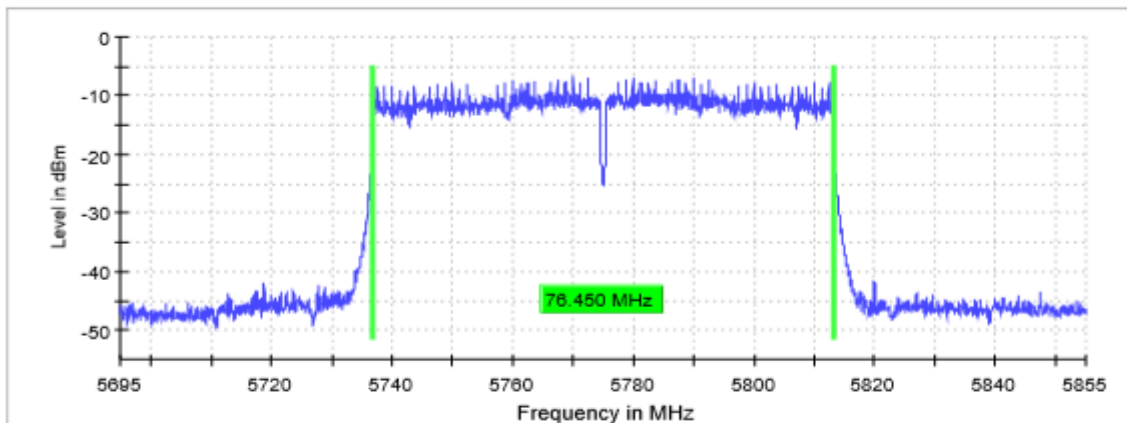
**Port 1 & 2**

**Bandwidth: 80 MHz**

	Lowest frequency 5755 MHz
6dB bandwidth (MHz)	76.450
Measurement uncertainty (kHz)	<± 8.33

<b>TEST RESULTS (Cont.):</b>	<b>6 dB BANDWIDTH</b>
------------------------------	-----------------------

**Lowest Channel**



**Measurement**

Setting	Instrument Value
Start Frequency	5.69500 GHz
Stop Frequency	5.85500 GHz
Span	160.000 MHz
RBW	100.000 kHz
VBW	300.000 kHz
SweepPoints	3200
Sweeptime	189.453 μs
Reference Level	0.000 dBm
Attenuation	20.000 dB
Detector	MaxPeak
SweepCount	200
Filter	3 dB
Trace Mode	Max Hold
Sweeptype	FFT
Preamp	Off
Stablemode	Trace
Stablevalue	0.30 dB
Run	121 / max. 150
Stable	5 / 5
Max Stable Difference	0.00 dB

<b>TESTED SAMPLES:</b>	S/01
<b>TESTED CONDITIONS MODES:</b>	TC#03 (ac80 Mode Chip 2 MIMO)
<b>TEST RESULTS:</b>	PASS

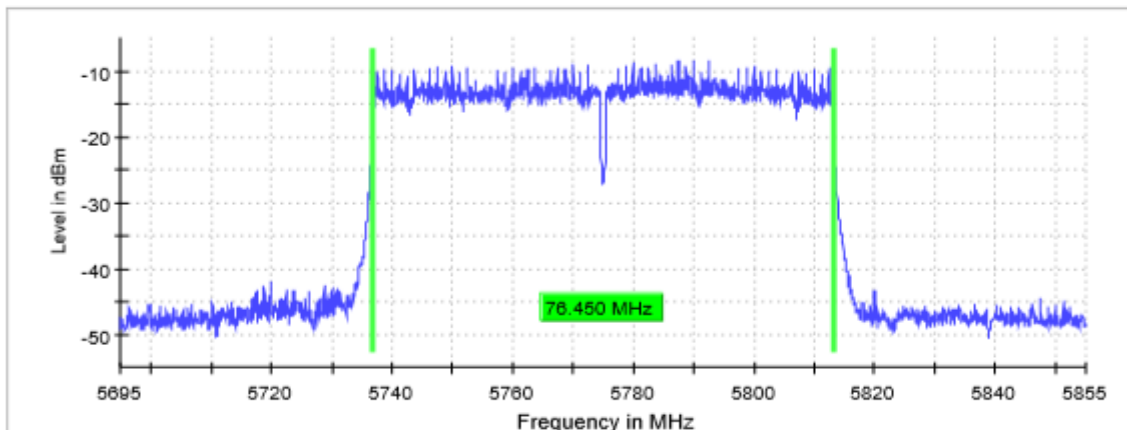
Port 3 & 4

Bandwidth: 80 MHz

	Lowest frequency 5755 MHz
6dB bandwidth (MHz)	76.450
Measurement uncertainty (kHz)	<± 8.33

<b>TEST RESULTS (Cont.):</b>	<b>6 dB BANDWIDTH</b>
------------------------------	-----------------------

Lowest Channel



Measurement

Setting	Instrument Value
Start Frequency	5.69500 GHz
Stop Frequency	5.855500 GHz
Span	160.000 MHz
RBW	100.000 kHz
VBW	300.000 kHz
SweepPoints	3200
Sweeptime	189.453 μs
Reference Level	0.000 dBm
Attenuation	20.000 dB
Detector	MaxPeak
SweepCount	200
Filter	3 dB
Trace Mode	Max Hold
Sweeptype	FFT
Preamp	Off
Stablemode	Trace
Stablevalue	0.30 dB
Run	120 / max. 150
Stable	5 / 5
Max Stable Difference	0.00 dB