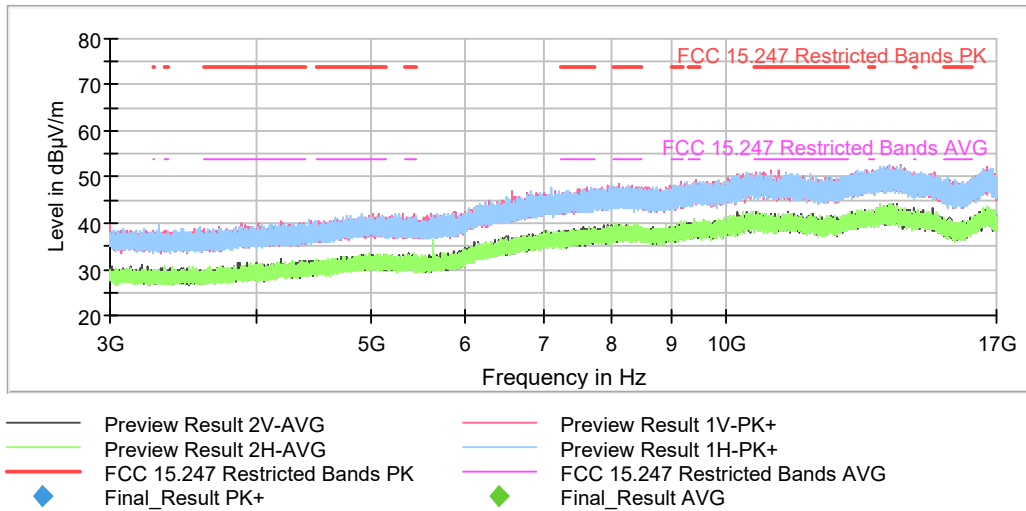


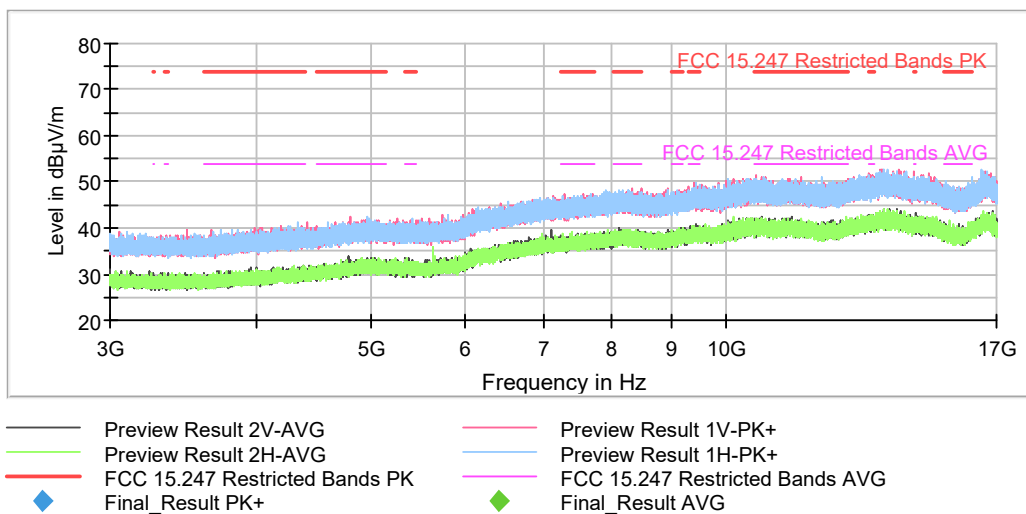
Operation Band (MHz) = [2400, 2483.5], Frequency (MHz) = 2402.00000, Equipment Type: Frequency Hopping Spread Spectrum systems (DSS), Modulation: BT (8DPSK 3-DH5), Frequency Range (GHz) = [3, 17]

Plots:



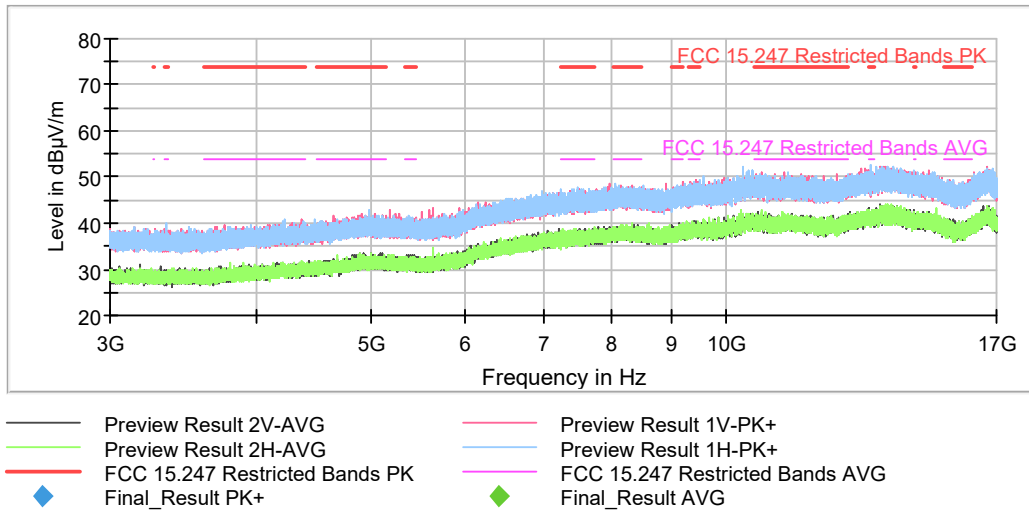
Operation Band (MHz) = [2400, 2483.5], Frequency (MHz) = 2441.00000, Equipment Type: Frequency Hopping Spread Spectrum systems (DSS), Modulation: BT (8DPSK 3-DH5), Frequency Range (GHz) = [3, 17]

Plots:



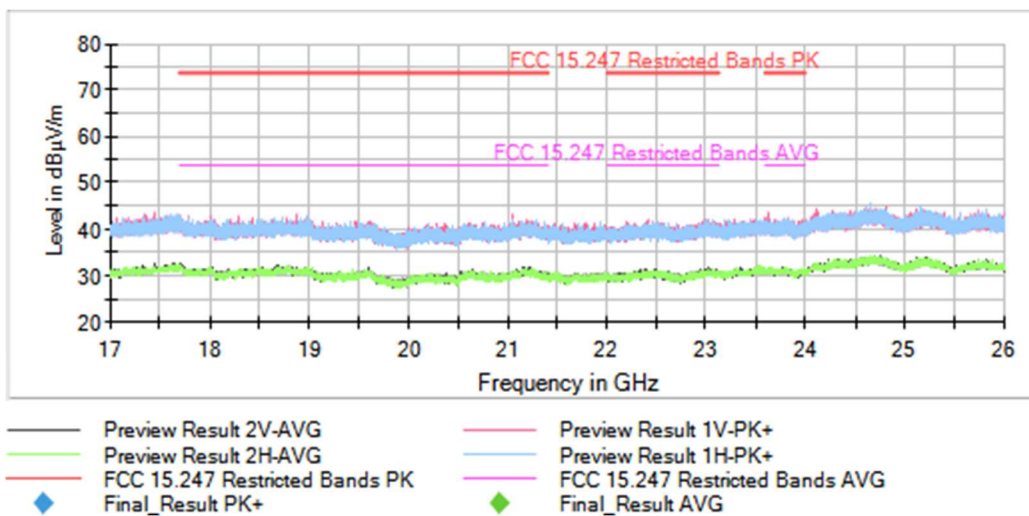
Operation Band (MHz) = [2400, 2483.5], Frequency (MHz) = 2402.00000, Equipment Type: Frequency Hopping Spread Spectrum systems (DSS), Modulation: BT (8DPSK 3-DH5), Frequency Range (GHz) = [3, 17]

Plots:



Operation Band (MHz) = [2400, 2483.5], Equipment Type: Frequency Hopping Spread Spectrum systems (DSS), Frequency Range (GHz) = [17, 26]

Plots:



This plot is valid for Low, Middle and High Channels and all modulations

## Appendix B: Test results. 802.11 b/g/n20 MHz 1x1

## INDEX

---

TEST CONDITIONS .....	44
TEST CASES DETAILS .....	47
<i>RSS-247 5.5 / FCC 15.247 (d) [RSE] Emission limitations radiated (Transmitter) .....</i>	<i>47</i>

## TEST CONDITIONS

---

(\*): Data provided by the client.

### POWER SUPPLY (\*):

Vnominal:	12Vdc
Type of Power Supply:	DC External (Car Battery).

### ANTENNA (\*):

Type of Antenna:	External antenna
Maximum Declared Antenna Gain:	2.4 dBi

### TEST FREQUENCIES (\*):

Low Channel:	2412 MHz
Middle Channel:	2437 MHz
High Channel:	2462 MHz

### RADIATED MEASUREMENTS:

All radiated tests were performed in a semi-anechoic chamber. The measurement antenna (bilog antenna for the range from 30 MHz to 1000 MHz and 1 – 17 GHz Double ridge horn antenna) is situated at a distance of 3 m and at a distance of 1.5 m for the frequency range 17 GHz – 26 GHz (17 GHz – 40 GHz horn antenna).

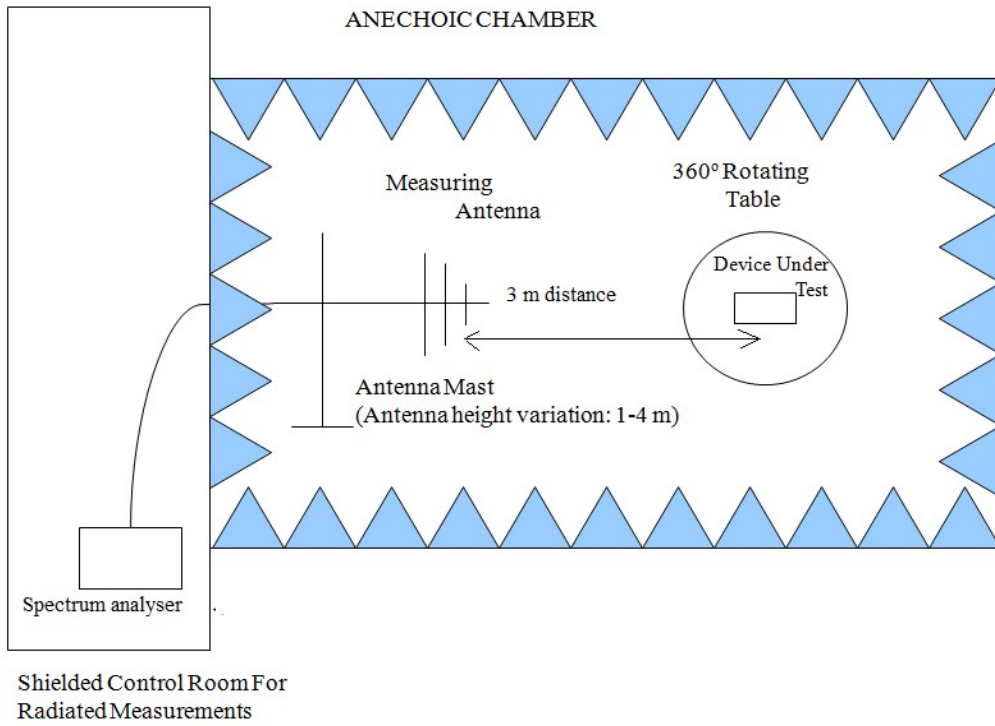
For radiated emissions in the range 17 GHz – 26 GHz performed at a distance closer than the distance specified in standard, an inverse proportionality factor of 20 dB per decade is used to normalize the measured data for determining compliance.

The equipment under test was set up on a non-conductive platform above the ground plane and its situation and orientation were varied to find the maximum radiated emission. It was also rotated 360° and the antenna height was varied from 1 to 4 meters (up to 17GHz) to find the maximum radiated emission.

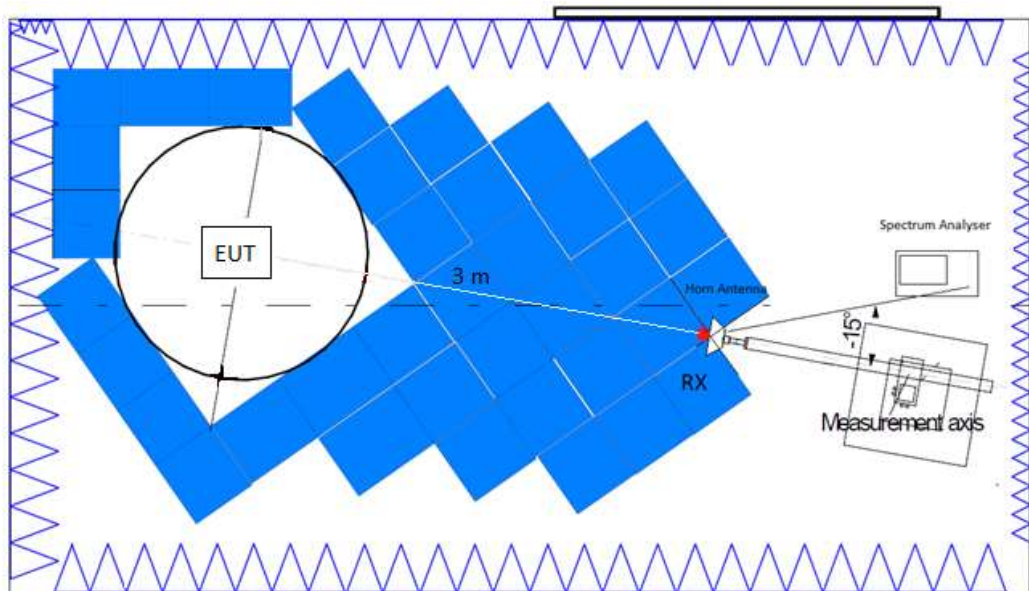
Measurements were made in both horizontal and vertical planes of polarization.

A resolution bandwidth / video bandwidth of 100 kHz / 300 kHz was used for frequencies below 1 GHz and 1 MHz / 3 MHz for frequencies above 1 GHz.

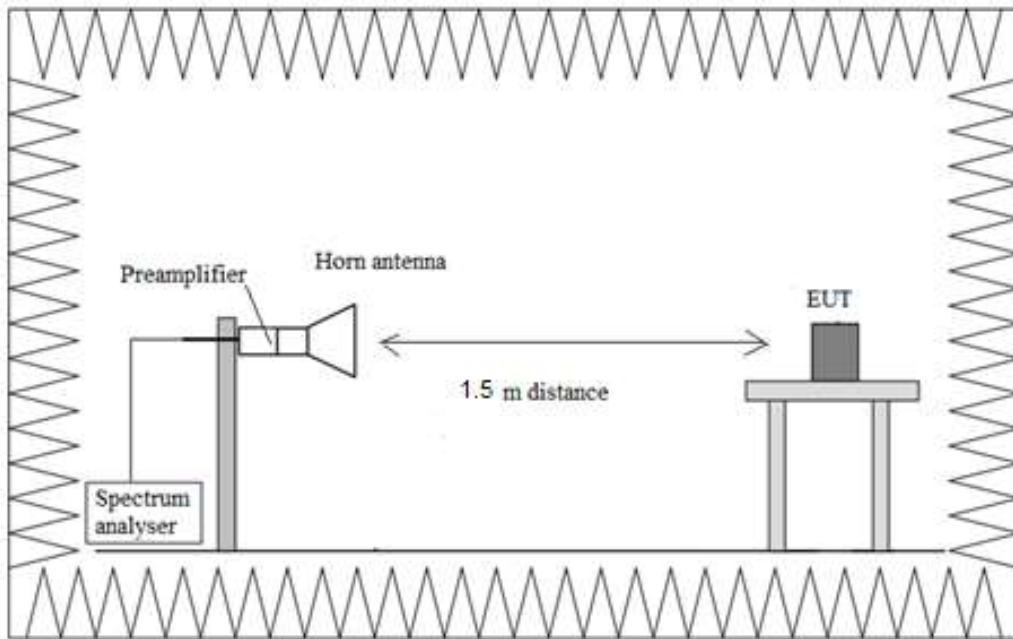
Radiated measurements setup from 30 MHz to 1 GHz:



Radiated measurements setup from 1 GHz to 17 GHz:



Radiated measurements setup  $f > 17$  GHz:



## TEST CASES DETAILS

### RSS-247 5.5 / FCC 15.247 (d) [RSE] Emission limitations radiated (Transmitter)

#### Limits

Radiated emissions which fall in the restricted bands, as defined in Section 15.205(a), must also comply with the radiated emission limits specified in Section 15.209(a) (see Section 15.205(c) / RSS-Gen):

Frequency Range (MHz)	Field strength ( $\mu\text{V}/\text{m}$ )	Field strength ( $\text{dB}\mu\text{V}/\text{m}$ )	Measurement distance (m)
0.009-0.490	2400/F(kHz)	-	300
0.490-1.705	24000/F(kHz)	-	30
1.705 - 30.0	30	-	30
30 - 88	100	40	3
88 - 216	150	43.5	3
216 - 960	200	46	3
Above 960	500	54	3

The emission limits shown in the above table are based on measurements employing CISPR quasi-peak detector except for the frequency bands 9-90 kHz, 110-490 kHz and above 1000 MHz. Radiated emission limits in these three bands are based on measurements employing an average detector.

For average radiated emission measurements above 1000 MHz, there is also a limit corresponding to 20 dB above the indicated values in the table is specified when measuring with peak detector function.

RSS-247: Attenuation below the general field strength limits specified in RSS-Gen is not required.

#### Results

##### Frequency range 30 MHz – 1 GHz:

The spurious frequencies detected do not depend on either the modulation or the operating channel.

Spurious frequencies detected at less than 20 dB below the limit:

Freq Rng (GHz)	Unwanted Freq (MHz)	Unwanted Lvl ( $\text{dB}\mu\text{V}/\text{m}$ )	Pol	Detector
[0.03, 1]	625.0041	27.16	H	QP
	875.0216	31.98	H	QP



### Frequency range 1 GHz – 26 GHz:

The results in the next tables show the maximum measured levels in the 1 – 26 GHz range including the restricted bands 2.31 – 2.39 GHz and 2.4835 – 2.5 GHz.

Spurious frequencies with peak levels above the average limit (54 dBµV/m at 3 m) are measured with average detector for compliance checking with the average limit.

Modulation: 802.11b (DSSS 1 Mbit/s)

No spurious frequencies found.

Modulation: 802.11g (OFDM 6 Mbit/s)

\* Duty Cycle correction factor: N/A

Freq (MHz)	Freq Rng (GHz)	Unwanted Freq (MHz)	Unwanted Lvl (dBµV/m)	Corrected Unwanted Lvl (dBµV/m)	Pol	Detector
2412.00	[1, 3]	2385.2308	60.41	---	H	PK
			48.51	---	H	AVG
		2389.8769	59.40	---	H	PK
			47.96	---	H	AVG
2462.00	[1, 3]	2483.9700	59.00	---	H	PK
			47.92	---	H	AVG
		2485.3560	60.39	---	H	PK
			48.16	---	H	AVG

Modulation: 802.11n HT20 (OFDM MCS0 6.5 Mbit/s)

\* Duty Cycle correction factor: 0.11 dB

Freq (MHz)	Freq Rng (GHz)	Unwanted Freq (MHz)	Unwanted Lvl (dBµV/m)	Corrected Unwanted Lvl (dBµV/m)	Pol	Detector
2412.00	[1, 3]	2388.2840	57.92	---	H	PK
			47.26	47.37	H	AVG
		2389.7720	59.73	---	H	PK
			47.25	47.36	H	AVG
2462.00	[1, 3]	2483.6675	60.06	---	H	PK
			47.04	47.15	H	AVG

### Verdict

Pass

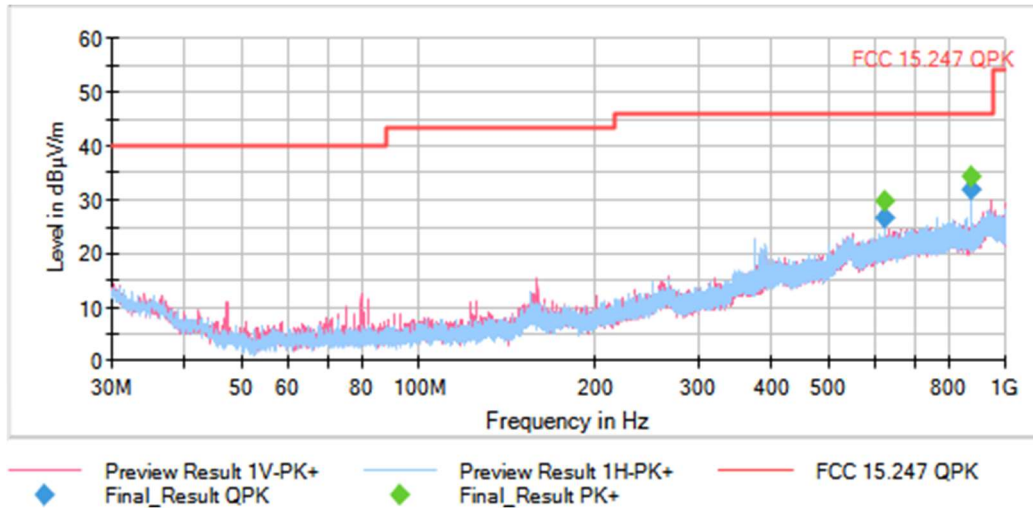
**Attachments**

The measurement settings for each range of frequency is as follows:

Subrange	Step Size	Detectors	Bandwidth	Sweep Time	Preamp
Receiver: [ESW 44] 30 MHz - 1 GHz	30,312 kHz	PK+	100 kHz	1 s	0 dB
Receiver: [ESW 44] 1 GHz - 3 GHz	30,769 kHz	PK+ ; AVG	1 MHz	1 s	0 dB
Receiver: [ESW 44] 3 GHz - 17 GHz	140 kHz	PK+ ; AVG	1 MHz	1 s	30 dB
Receiver: [ESW 44] 17 GHz - 26 GHz	300 kHz	PK+ ; AVG	1 MHz	1 s	0 dB

Operation Band (MHz) = [2400, 2483.5], Equipment Type: Digital Transmission System (DTS), Frequency Range (GHz) = [0.03, 1]

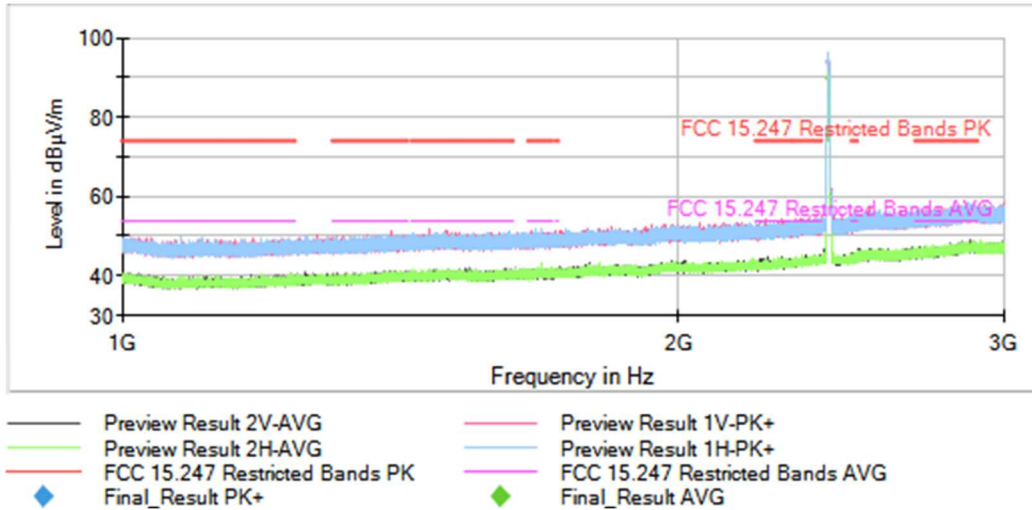
Plots:



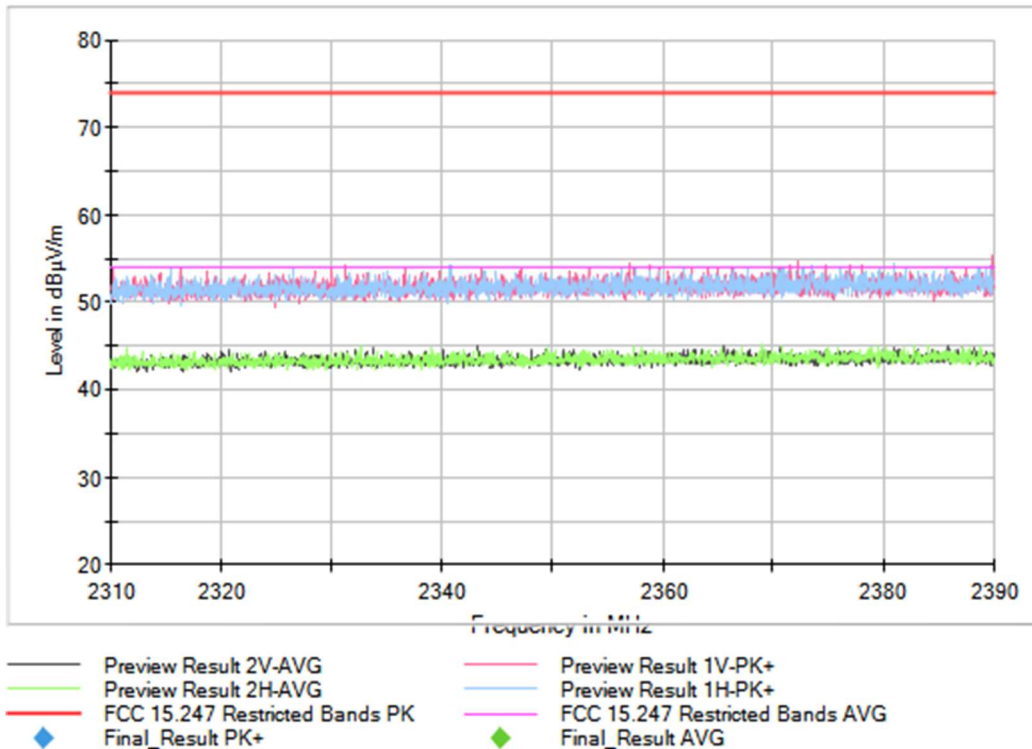
This plot is valid for Low, Middle and High Channels and all modulations

Frequency (MHz) = 2412.00000, Equipment Type: Digital Transmission System (DTS), Modulation: 802.11b (DSSS 1 Mbit/s), Frequency Range (GHz) = [1, 3]

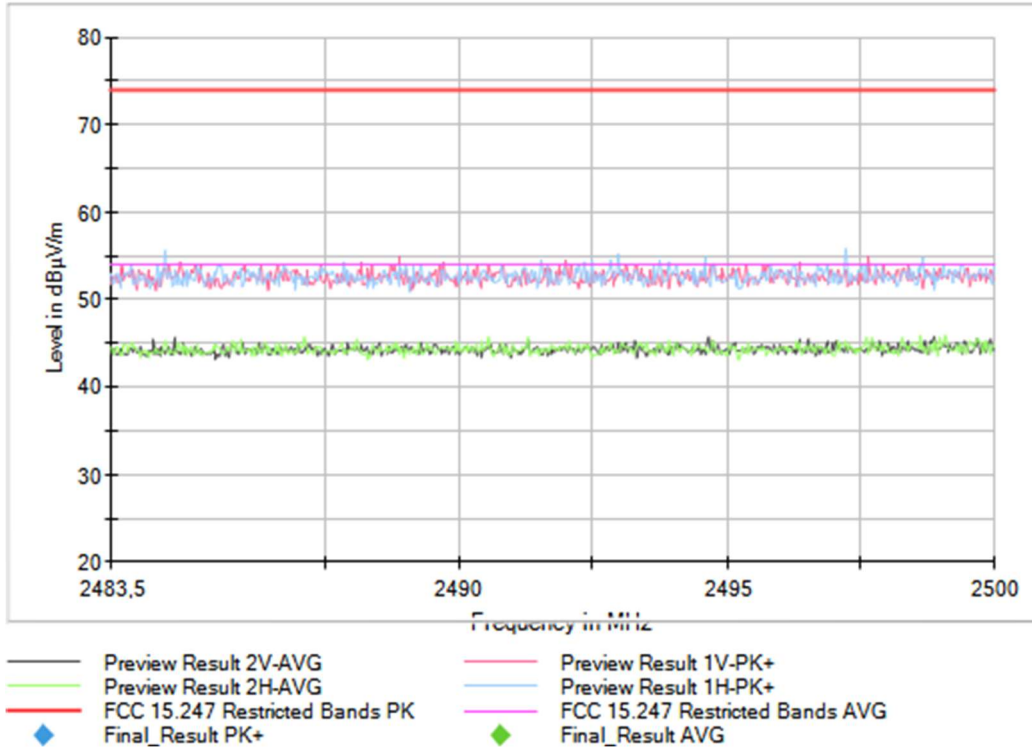
Plots:



Full Spectrum

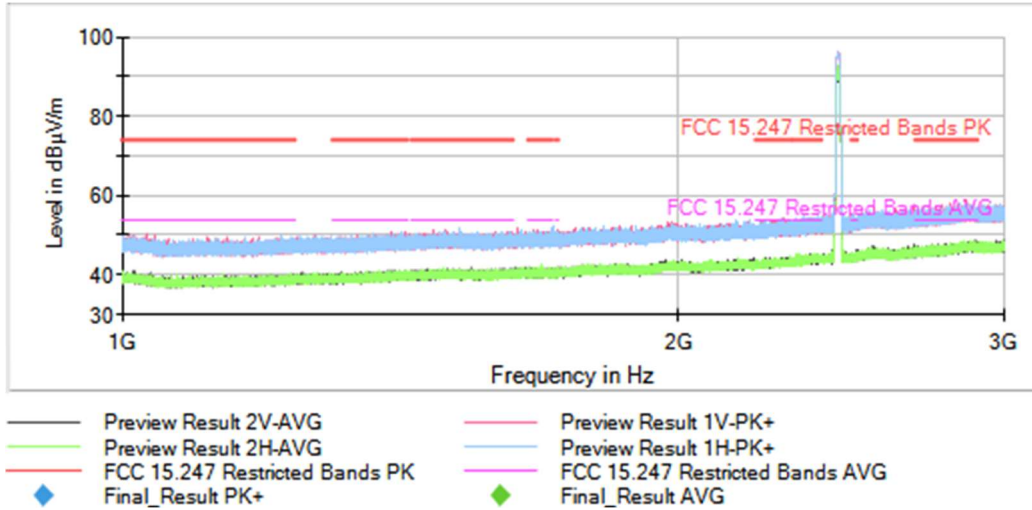


Full Spectrum

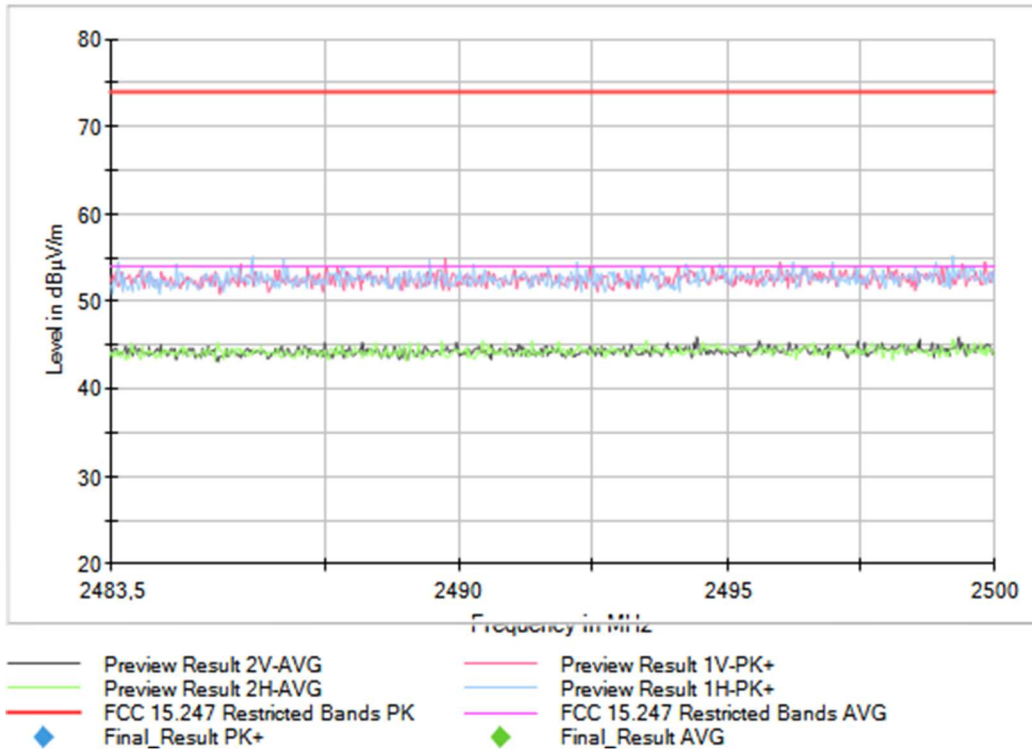


Frequency (MHz) = 2437.00000, Equipment Type: Digital Transmission System (DTS), Modulation: 802.11b (DSSS 1 Mbit/s), Frequency Range (GHz) = [1, 3]

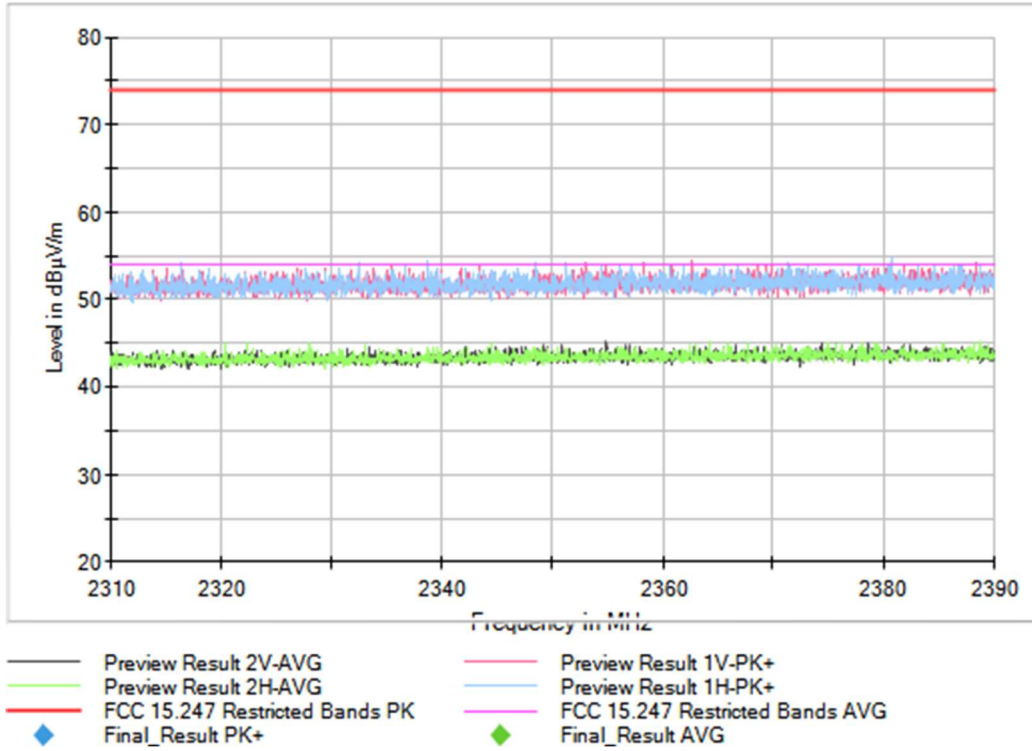
Plots:



Full Spectrum

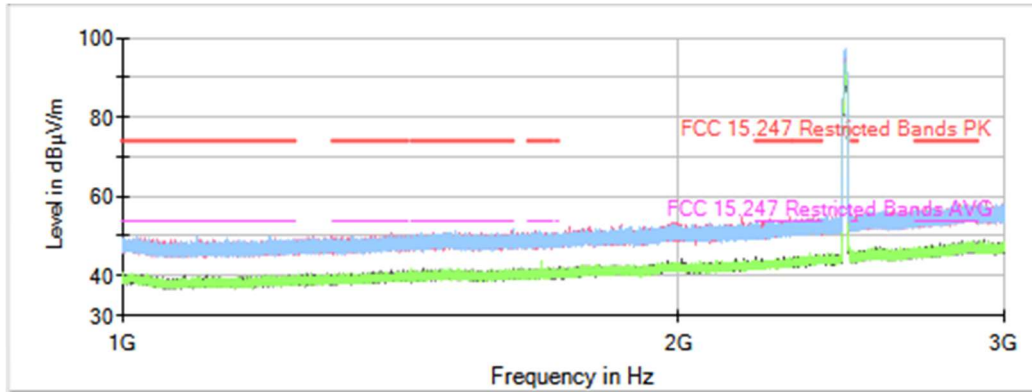


Full Spectrum



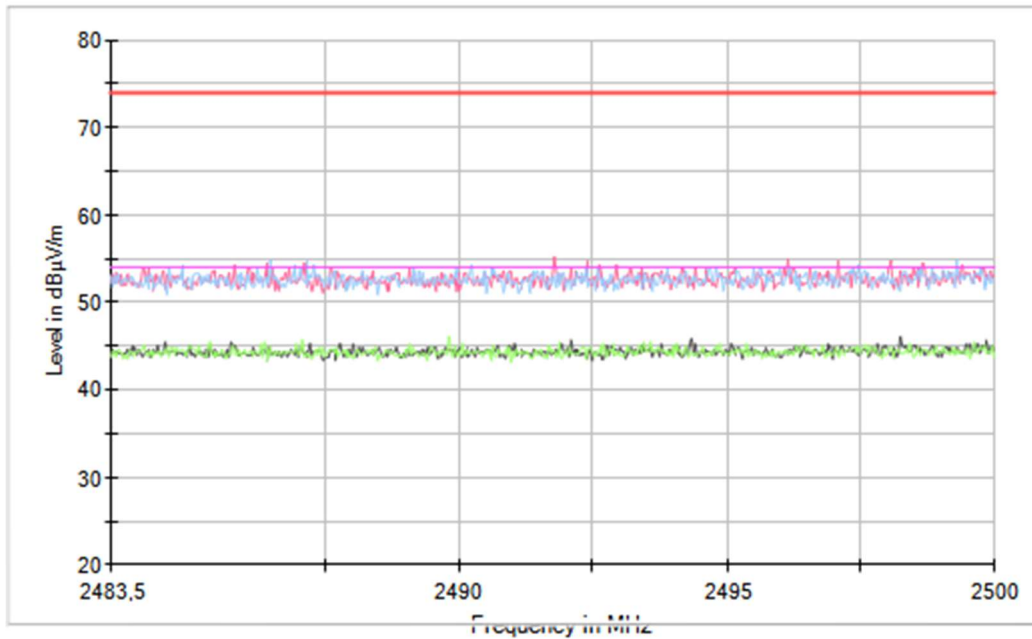
Frequency (MHz) = 2462.00000, Equipment Type: Digital Transmission System (DTS), Modulation: 802.11b (DSSS 1 Mbit/s), Frequency Range (GHz) = [1, 3]

Plots:



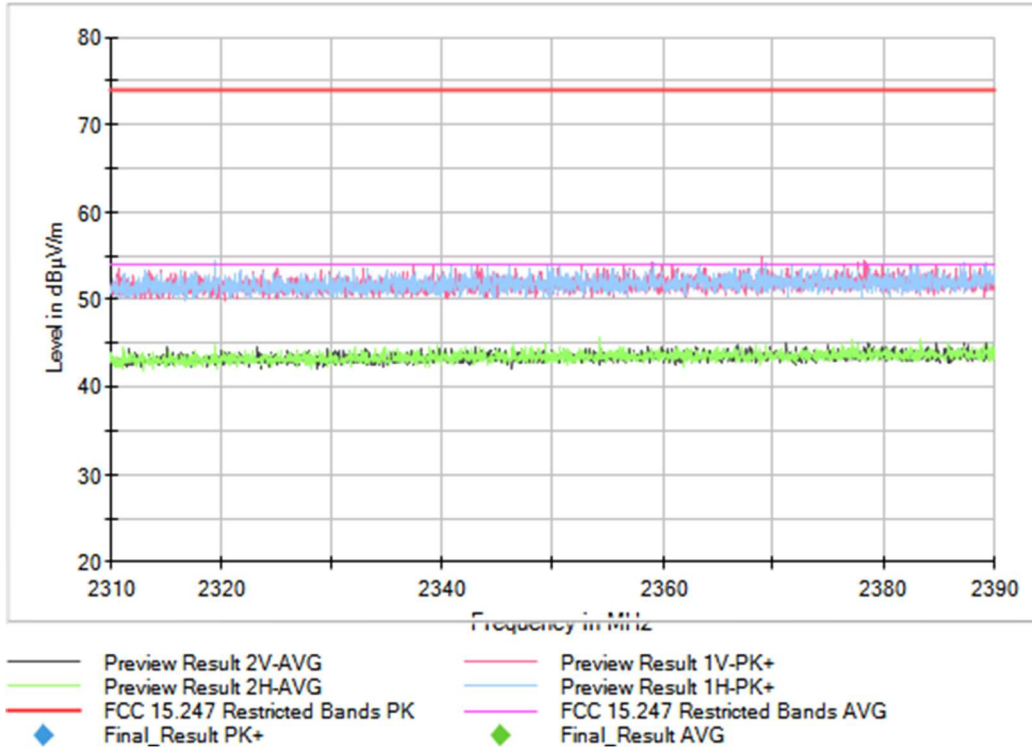
- Preview Result 2V-AVG
- Preview Result 1V-PK+
- Preview Result 2H-AVG
- Preview Result 1H-PK+
- FCC 15.247 Restricted Bands PK
- FCC 15.247 Restricted Bands AVG
- ◆ Final\_Result PK+
- ◆ Final\_Result AVG

Full Spectrum



- Preview Result 2V-AVG
- Preview Result 1V-PK+
- Preview Result 2H-AVG
- Preview Result 1H-PK+
- FCC 15.247 Restricted Bands PK
- FCC 15.247 Restricted Bands AVG
- ◆ Final\_Result PK+
- ◆ Final\_Result AVG

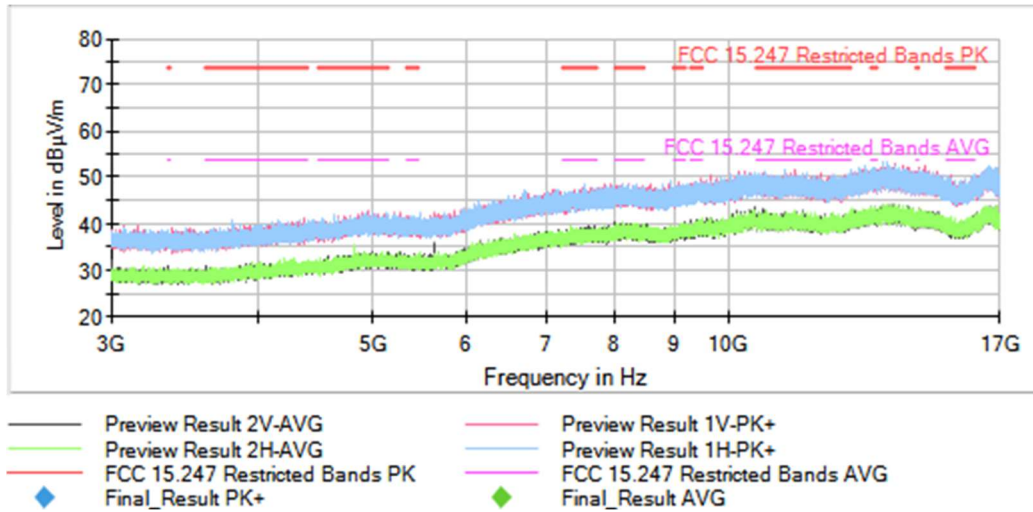
Full Spectrum





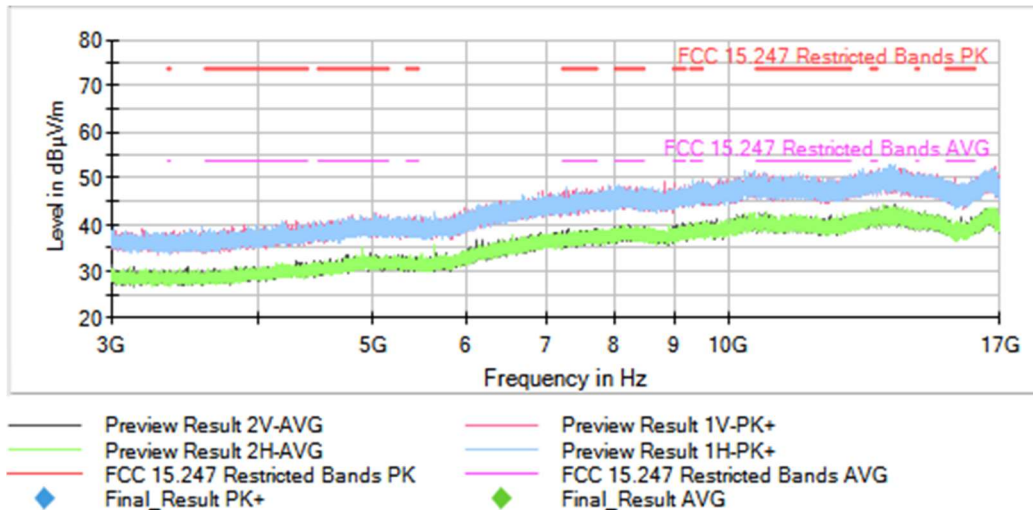
Frequency (MHz) = 2412.00000, Equipment Type: Digital Transmission System (DTS), Modulation: 802.11b (DSSS 1 Mbit/s), Frequency Range (GHz) = [3, 17]

Plots:



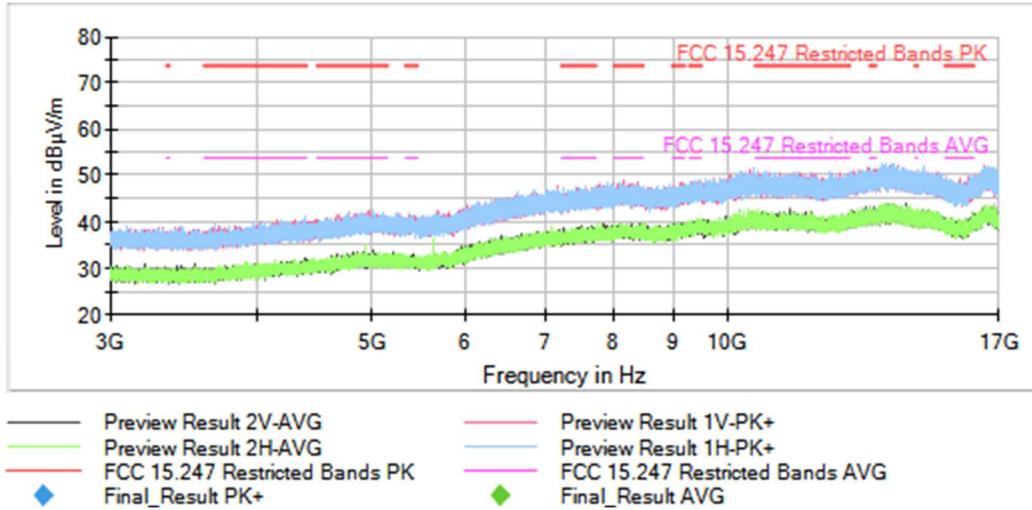
Frequency (MHz) = 2437.00000, Equipment Type: Digital Transmission System (DTS), Modulation: 802.11b (DSSS 1 Mbit/s), Frequency Range (GHz) = [3, 17]

Plots:



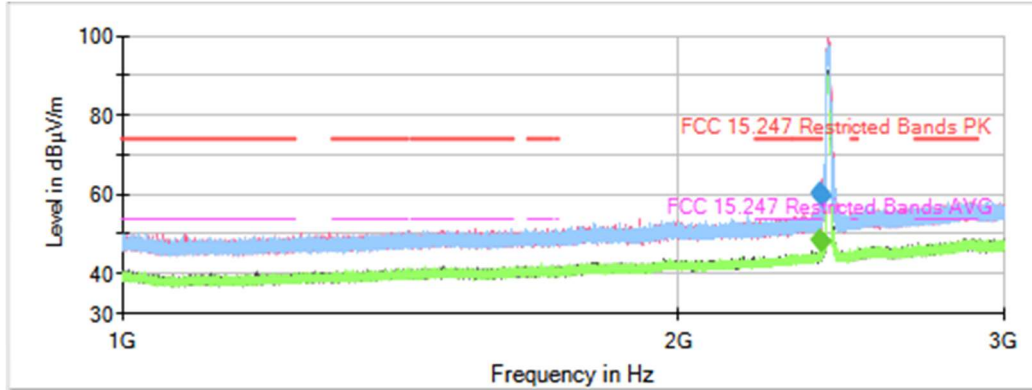
Frequency (MHz) = 2462.00000, Equipment Type: Digital Transmission System (DTS), Modulation: 802.11b (DSSS 1 Mbit/s), Frequency Range (GHz) = [3, 17]

Plots:



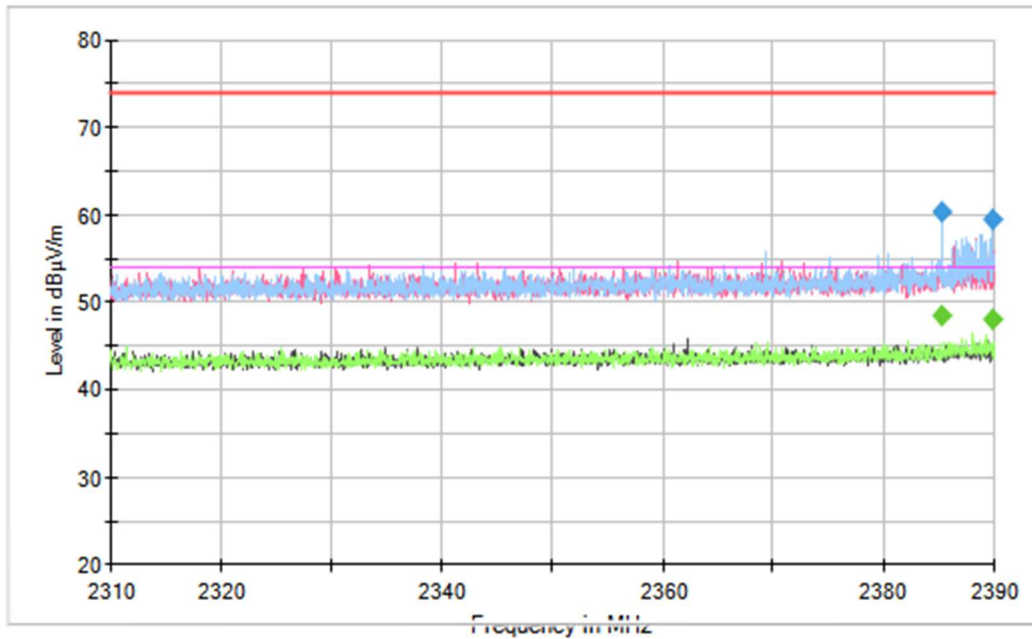
Frequency (MHz) = 2412.00000, Equipment Type: Digital Transmission System (DTS), Modulation: 802.11g (OFDM 6 Mbit/s), Frequency Range (GHz) = [1, 3]

Plots:



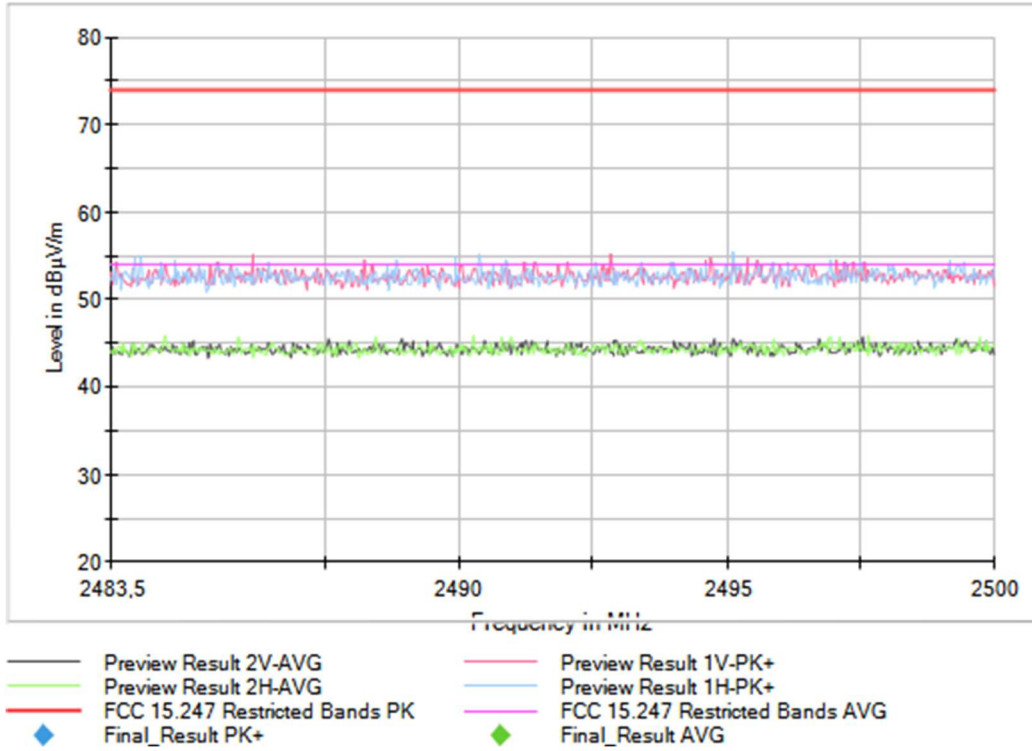
- Preview Result 2V-AVG
- Preview Result 2H-AVG
- Preview Result 1V-PK+
- Preview Result 1H-PK+
- FCC 15.247 Restricted Bands PK
- FCC 15.247 Restricted Bands AVG
- ◆ Final\_Result PK+
- ◆ Final\_Result AVG

Full Spectrum



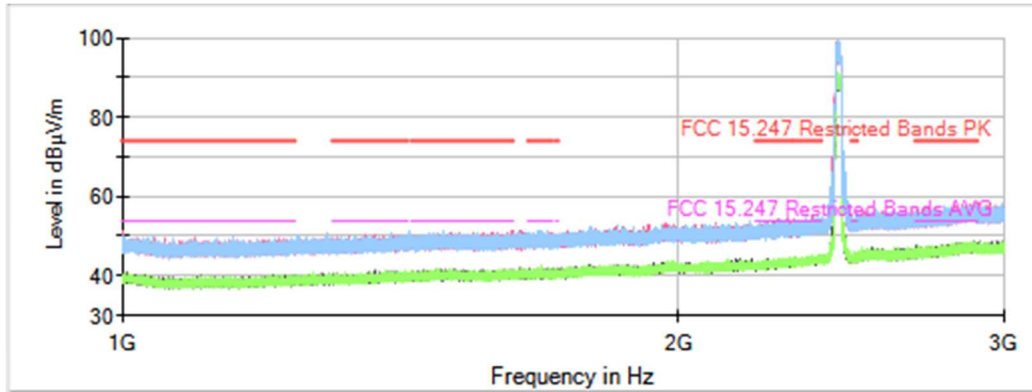
- Preview Result 2V-AVG
- Preview Result 2H-AVG
- Preview Result 1V-PK+
- Preview Result 1H-PK+
- FCC 15.247 Restricted Bands PK
- FCC 15.247 Restricted Bands AVG
- ◆ Final\_Result PK+
- ◆ Final\_Result AVG

Full Spectrum



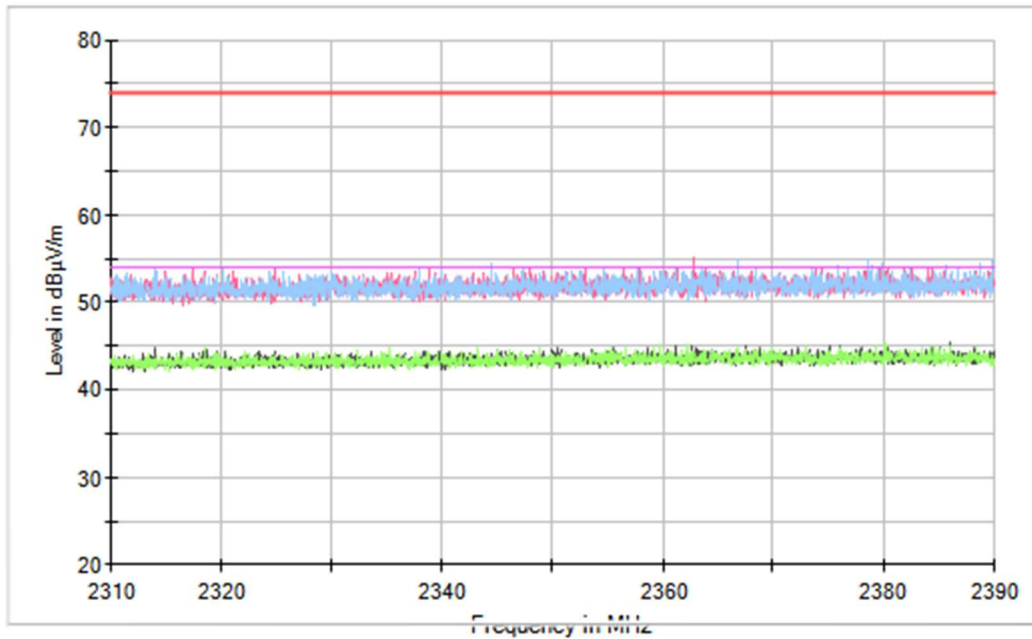
Frequency (MHz) = 2437.00000, Equipment Type: Digital Transmission System (DTS), Modulation: 802.11g (OFDM 6 Mbit/s), Frequency Range (GHz) = [1, 3]

Plots:



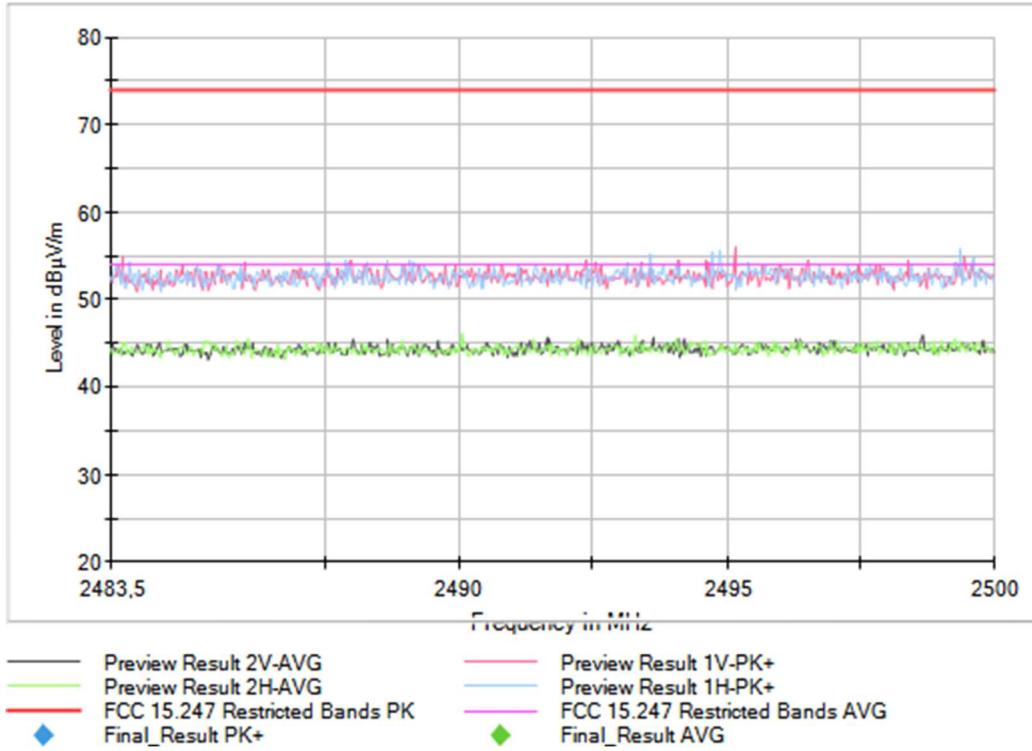
- Preview Result 2V-AVG
- Preview Result 2H-AVG
- Preview Result 1V-PK+
- Preview Result 1H-PK+
- ◆ Final\_Result PK+
- ◆ Final\_Result AVG
- FCC 15.247 Restricted Bands PK
- FCC 15.247 Restricted Bands AVG

Full Spectrum



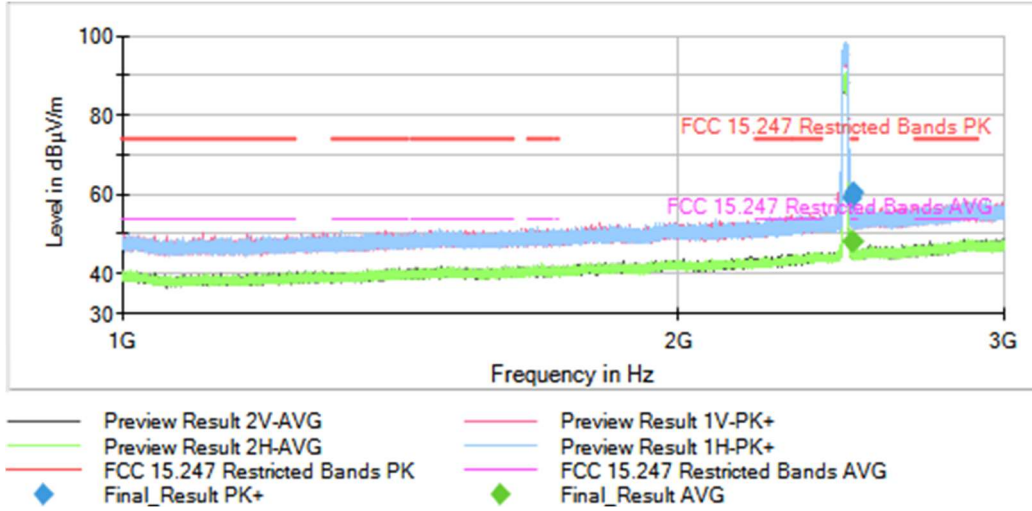
- Preview Result 2V-AVG
- Preview Result 2H-AVG
- Preview Result 1V-PK+
- Preview Result 1H-PK+
- ◆ Final\_Result PK+
- ◆ Final\_Result AVG
- FCC 15.247 Restricted Bands PK
- FCC 15.247 Restricted Bands AVG

Full Spectrum

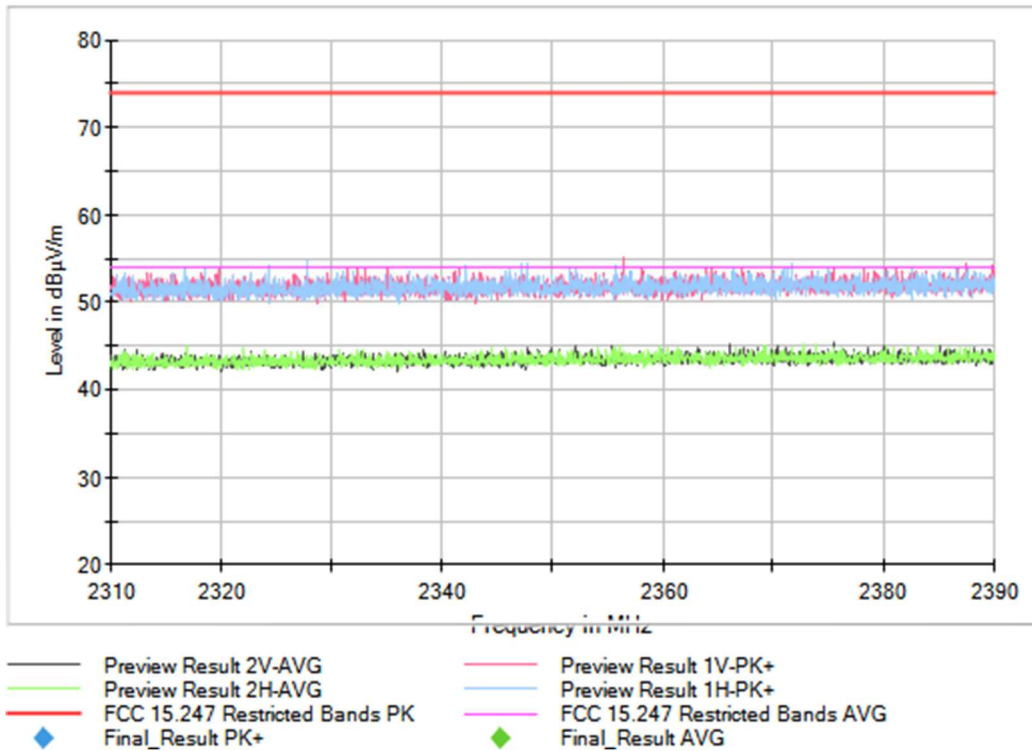


Frequency (MHz) = 2462.00000, Equipment Type: Digital Transmission System (DTS), Modulation: 802.11g (OFDM 6 Mbit/s), Frequency Range (GHz) = [1, 3]

Plots:

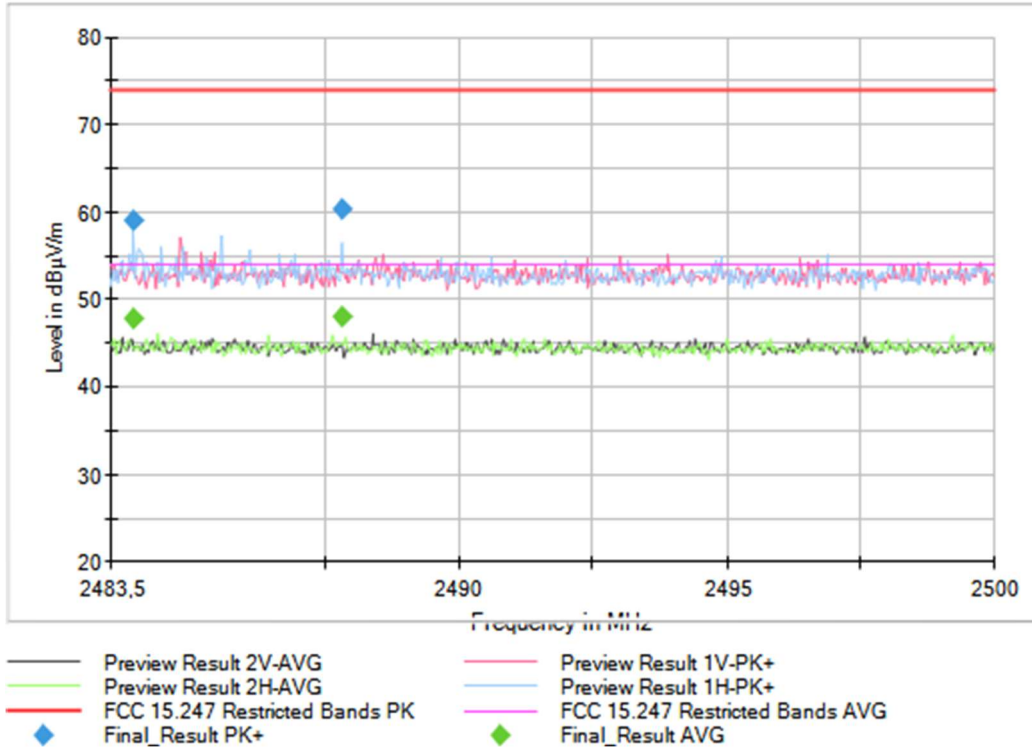


Full Spectrum





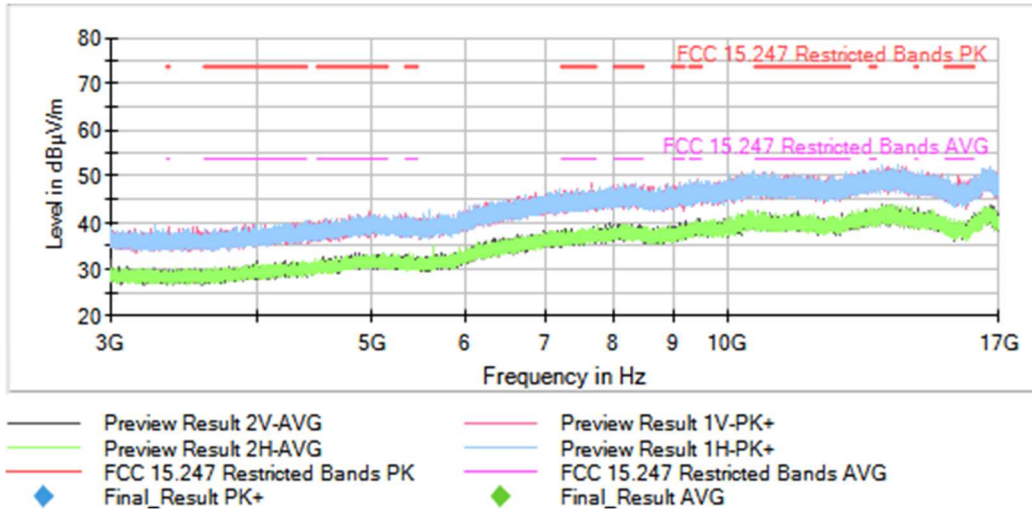
Full Spectrum





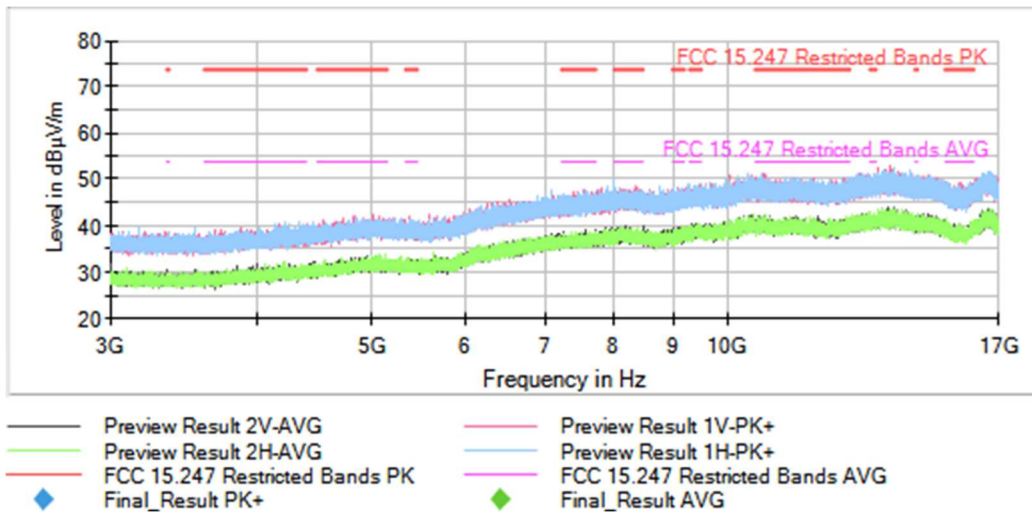
Frequency (MHz) = 2412.00000, Equipment Type: Digital Transmission System (DTS), Modulation: 802.11g (OFDM 6 Mbit/s), Frequency Range (GHz) = [3, 17]

Plots:



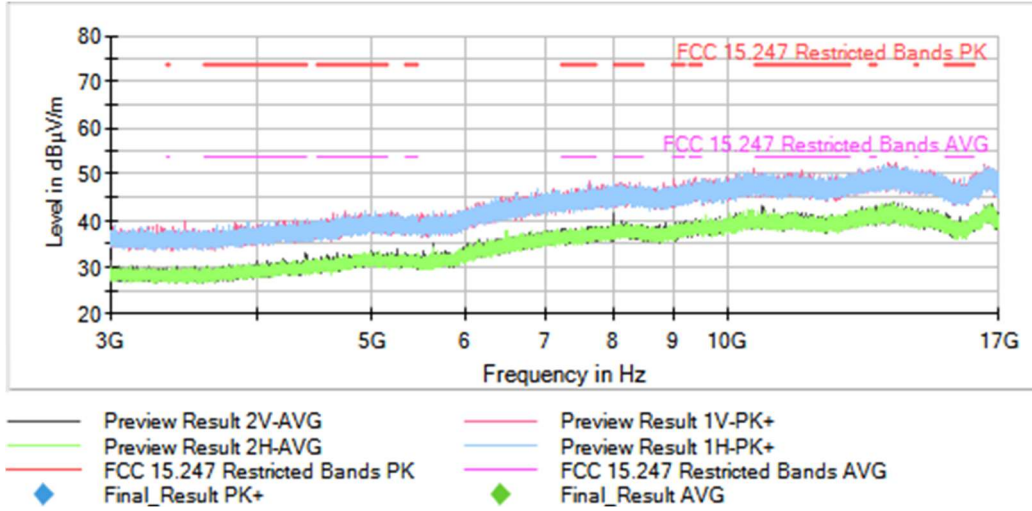
Frequency (MHz) = 2437.00000, Equipment Type: Digital Transmission System (DTS), Modulation: 802.11g (OFDM 6 Mbit/s), Frequency Range (GHz) = [3, 17]

Plots:



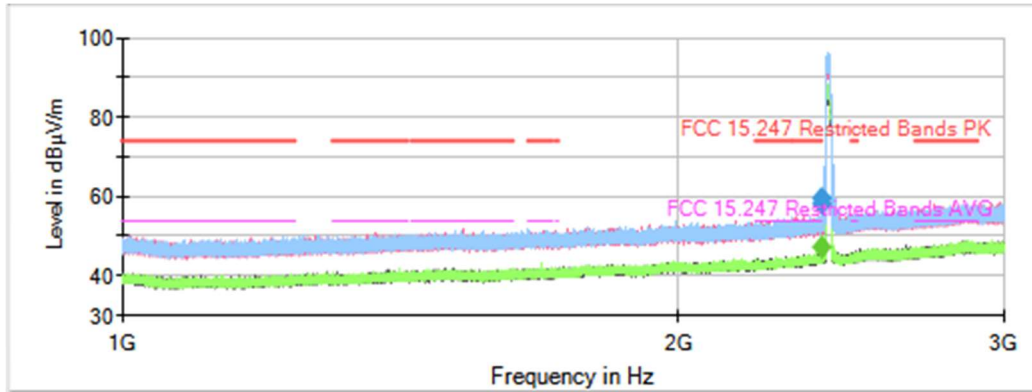
Frequency (MHz) = 2462.00000, Equipment Type: Digital Transmission System (DTS), Modulation: 802.11g (OFDM 6 Mbit/s), Frequency Range (GHz) = [3, 17]

Plots:

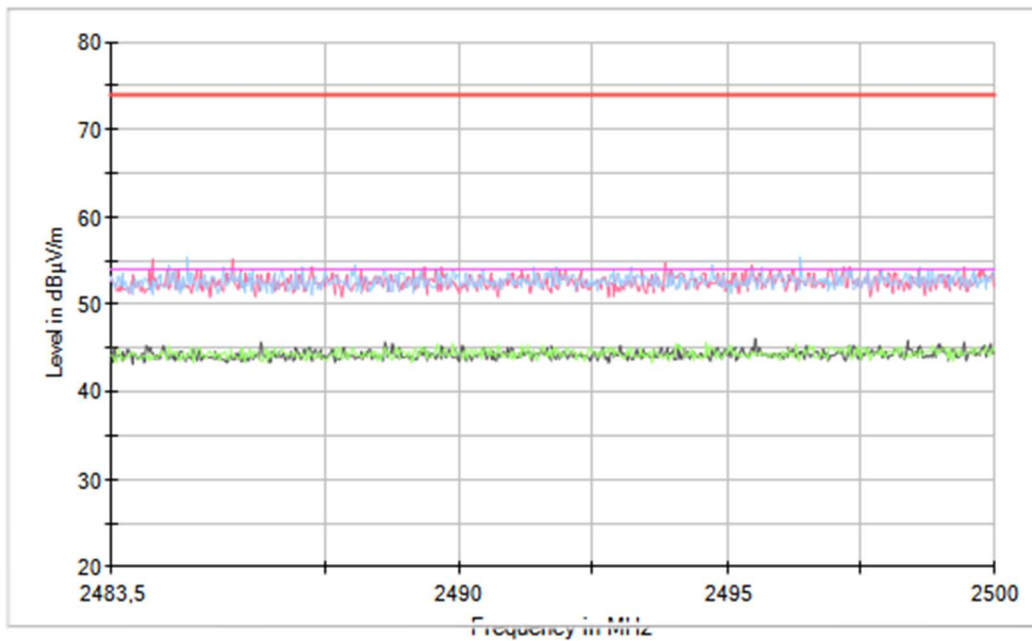


Frequency (MHz) = 2412.00000, Equipment Type: Digital Transmission System (DTS), Modulation: 802.11n HT20 (OFDM MCS0), Frequency Range (GHz) = [1, 3]

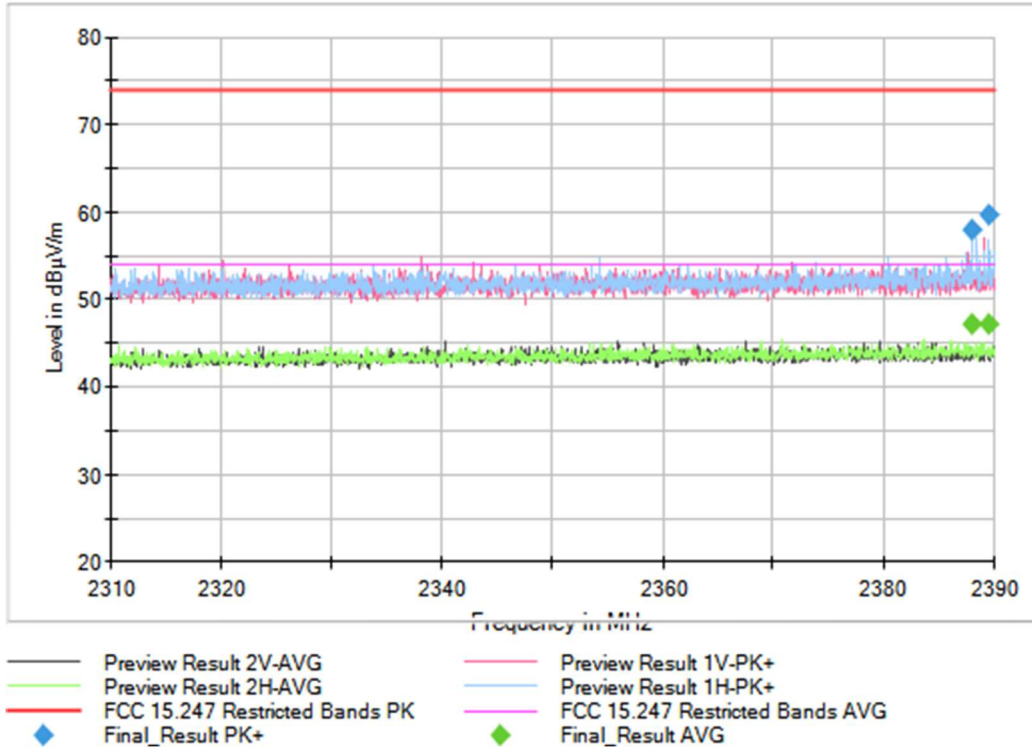
Plots:



Full Spectrum

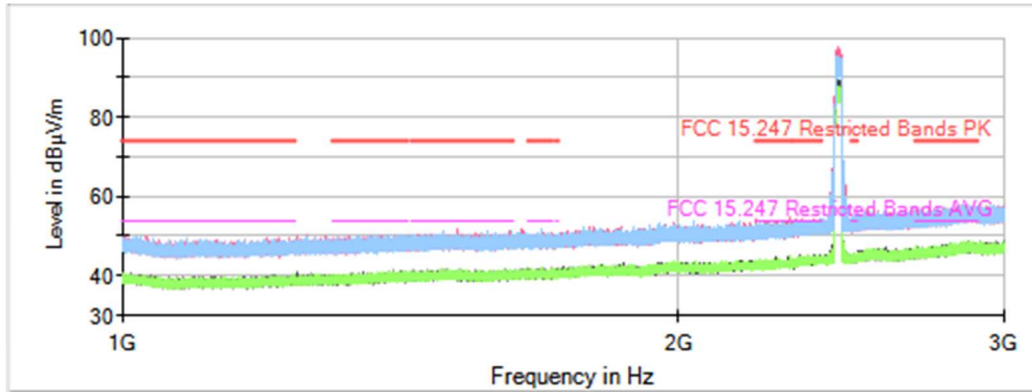


Full Spectrum



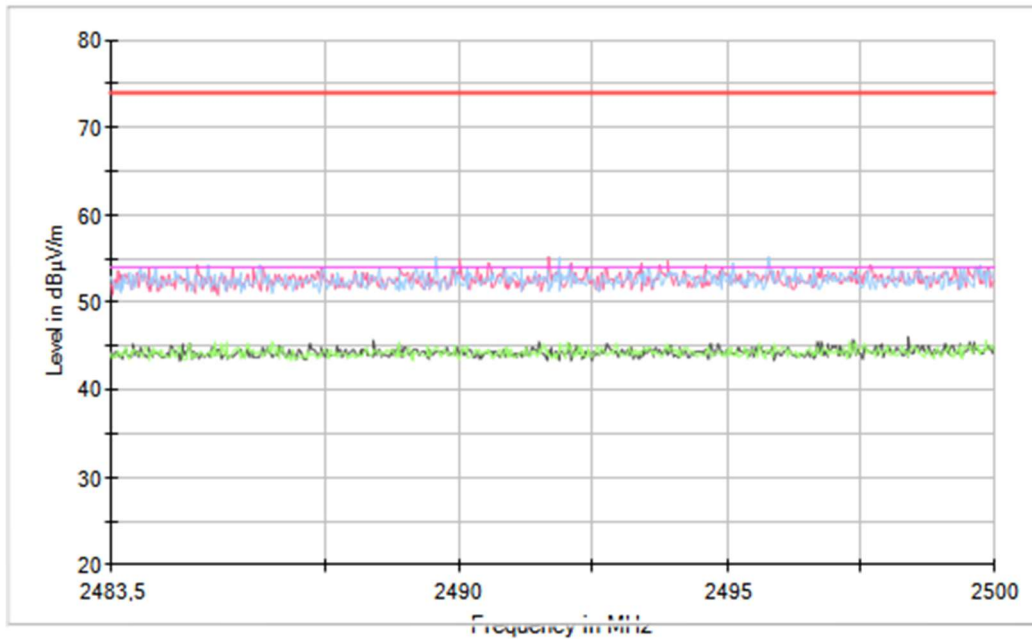
Frequency (MHz) = 2437.00000, Equipment Type: Digital Transmission System (DTS), Modulation: 802.11n HT20 (OFDM MCS0), Frequency Range (GHz) = [1, 3]

Plots:



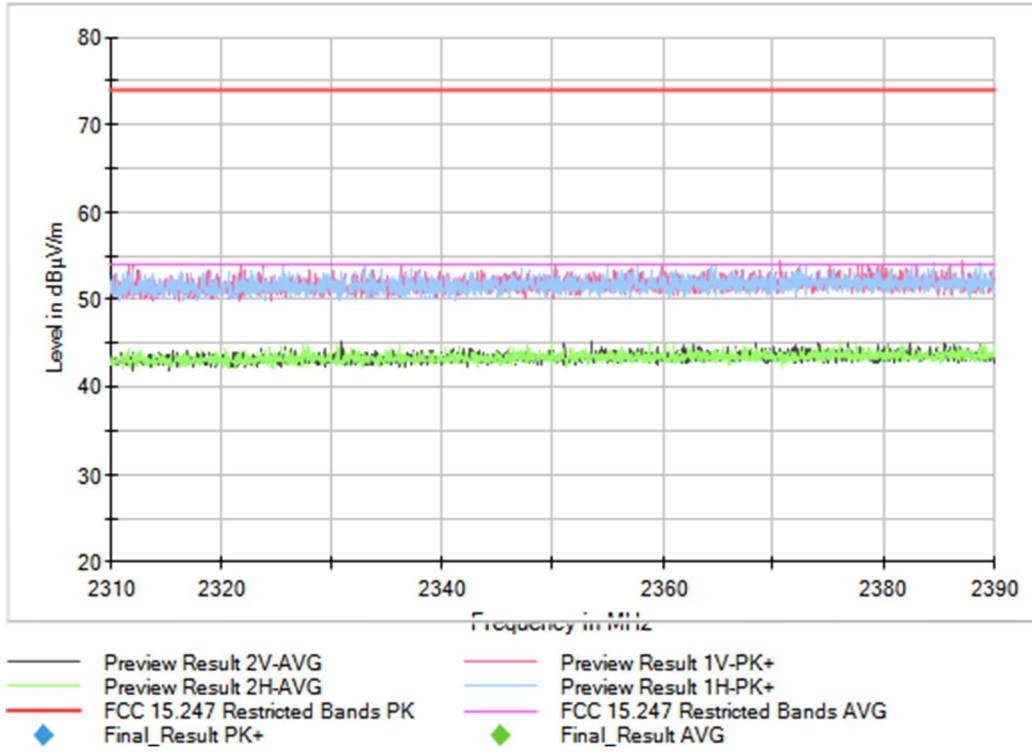
- Preview Result 2V-AVG
- Preview Result 2H-AVG
- FCC 15.247 Restricted Bands PK
- ◆ Final\_Result PK+
- Preview Result 1V-PK+
- Preview Result 1H-PK+
- FCC 15.247 Restricted Bands AVG
- ◆ Final\_Result AVG

Full Spectrum



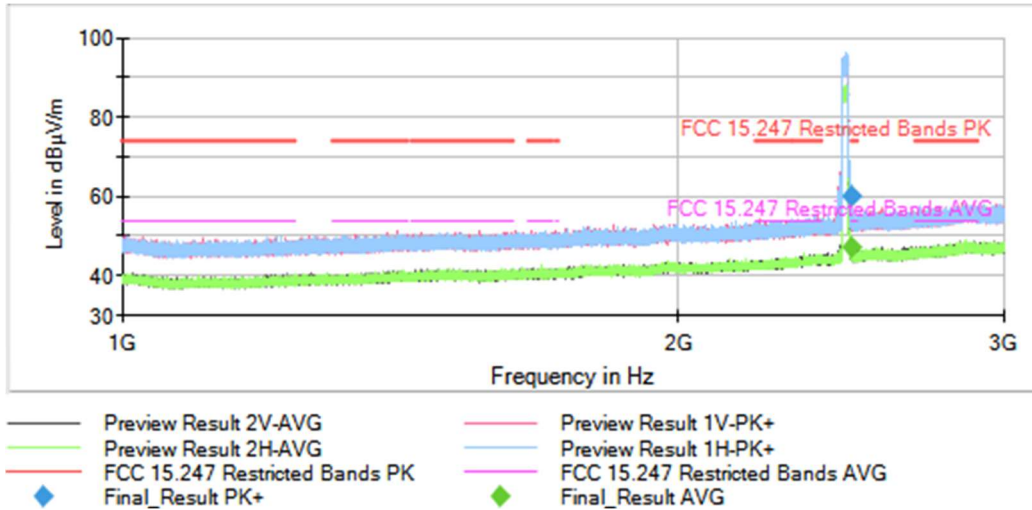
- Preview Result 2V-AVG
- Preview Result 2H-AVG
- FCC 15.247 Restricted Bands PK
- ◆ Final\_Result PK+
- Preview Result 1V-PK+
- Preview Result 1H-PK+
- FCC 15.247 Restricted Bands AVG
- ◆ Final\_Result AVG

Full Spectrum

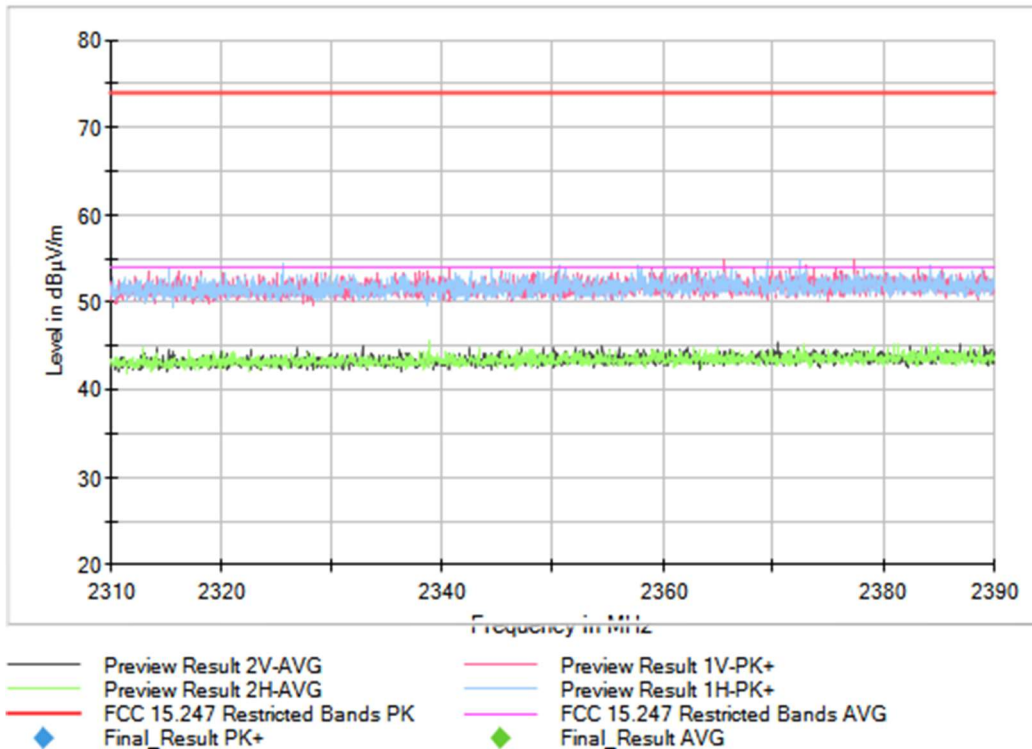


Frequency (MHz) = 2462.00000, Equipment Type: Digital Transmission System (DTS), Modulation: 802.11n HT20 (OFDM MCS0), Frequency Range (GHz) = [1, 3]

Plots:

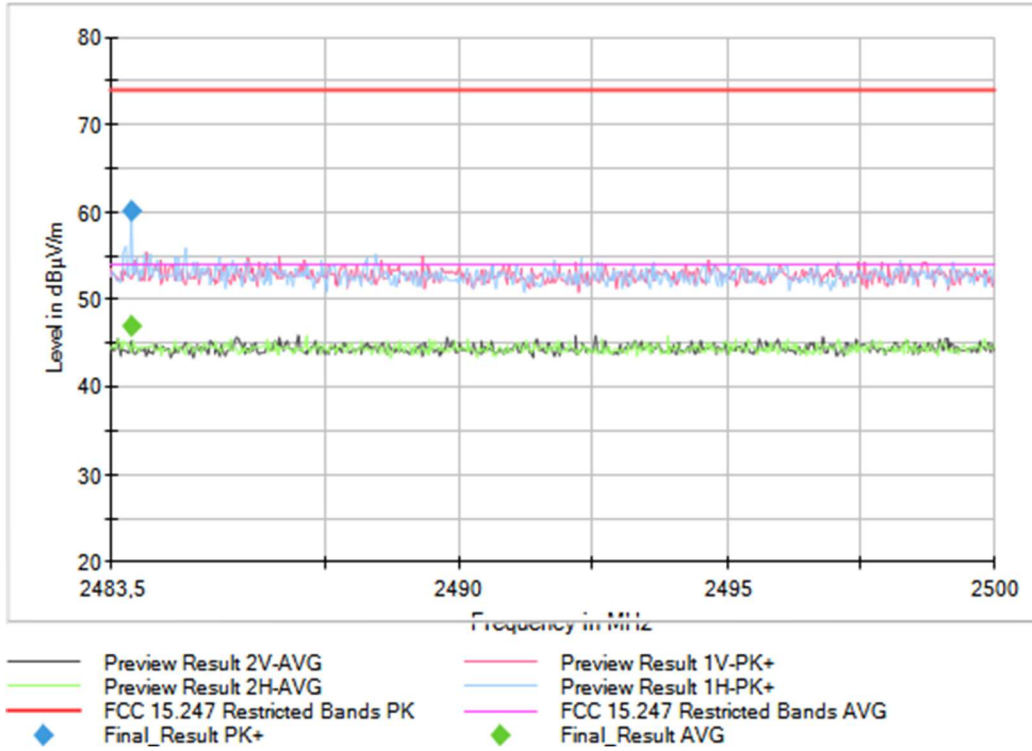


Full Spectrum





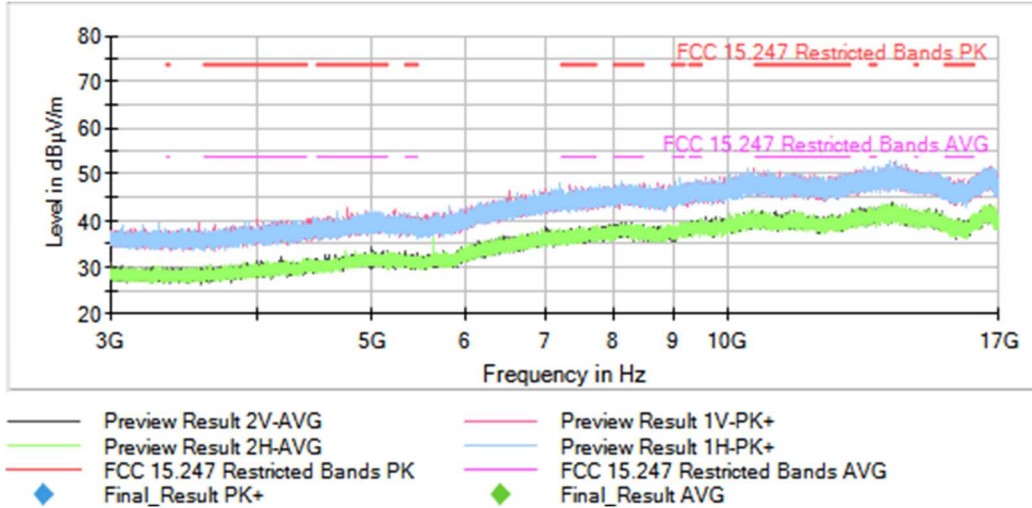
Full Spectrum





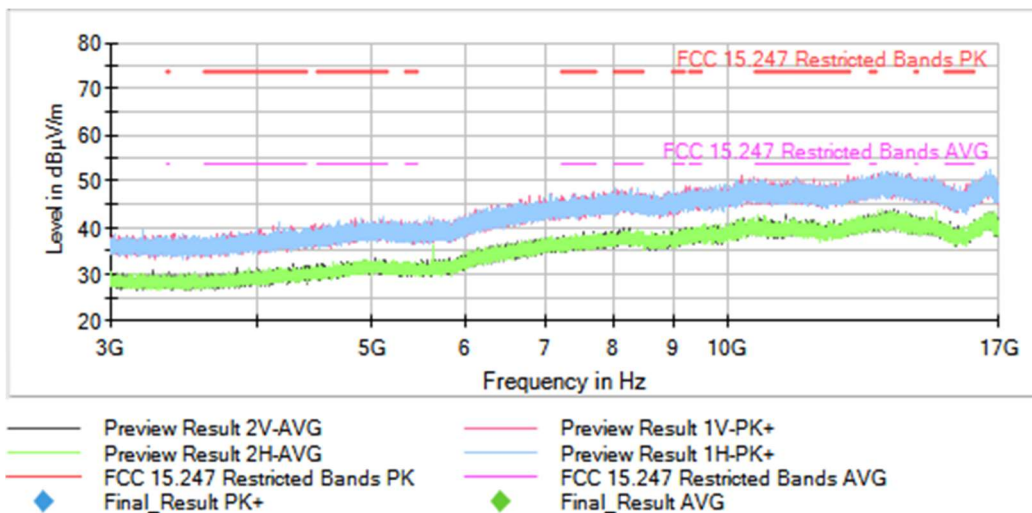
Frequency (MHz) = 2412.00000, Equipment Type: Digital Transmission System (DTS), Modulation: 802.11n HT20 (OFDM MCS0), Frequency Range (GHz) = [3, 17]

Plots:



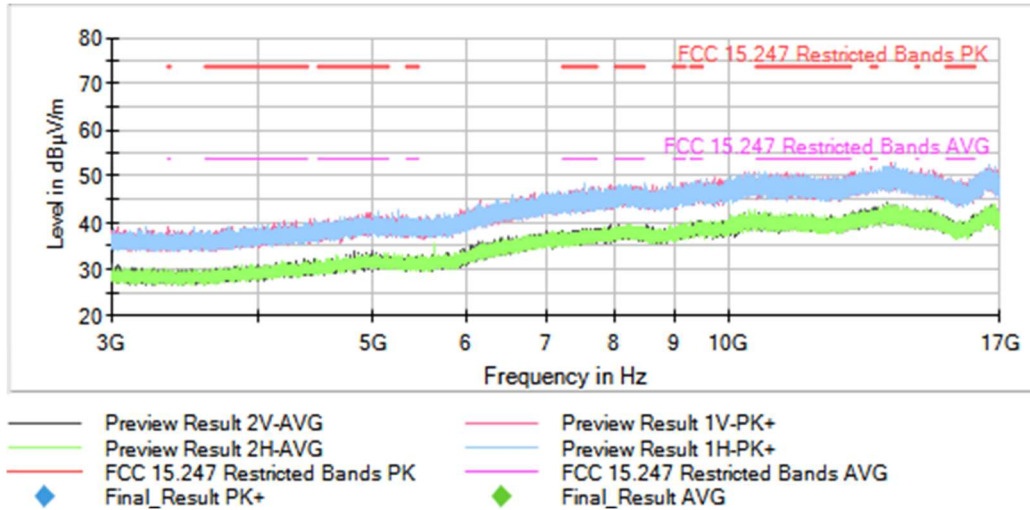
Frequency (MHz) = 2437.00000, Equipment Type: Digital Transmission System (DTS), Modulation: 802.11n HT20 (OFDM MCS0), Frequency Range (GHz) = [3, 17]

Plots:



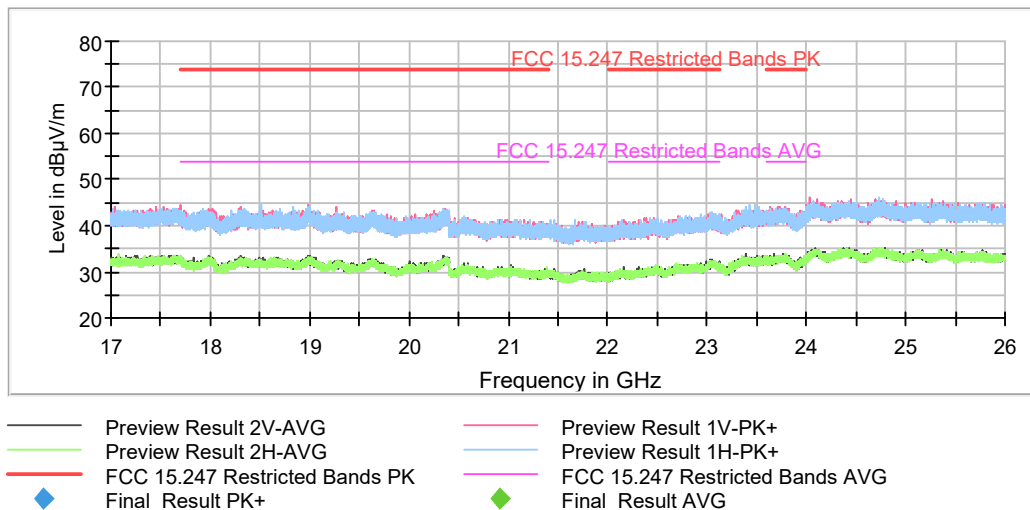
Frequency (MHz) = 2462.00000, Equipment Type: Digital Transmission System (DTS), Modulation: 802.11n HT20 (OFDM MCS0), Frequency Range (GHz) = [3, 17]

Plots:



Operation Band (MHz) = [2400, 2483.5], Equipment Type: Digital Transmission System (DTS), Frequency Range (GHz) = [17, 26]

Plots:



This plot is valid for Low, Middle and High Channels and all modulations