

Appendix D:Photographs

Figure D1: Head Unit




Figure D2: Conducted DUT Set up




Figure D3. Radiated Setup – High Range




Figure D4. Radiated Setup – Low Range

