


Test Set Up Photographs Radiated



Photograph 1: Front View Radiated Emissions – Below 1000 MHz Configuration




Photograph 2: Back View Radiated Emissions – 30 – 1000 MHz Configuration




Photograph 3: Front View Radiated Emissions – Above 1000 MHz Configuration




Photograph 4: Back View Radiated Emissions – Above 1000 MHz Configuration



Photograph 5: Flat Orientation



Photograph 6: On Edge Orientation




Photograph 7: Vertical Orientation

Reference Test Set Up Photographs



Photograph 8: Reference Photo of Test Setup for Emissions Below 30 MHz



Photograph 9: Reference Photo of Test Setup for Emissions From 30 MHz to 1000 MHz



Photograph 10: Reference Photo of Test Setup for Emissions Above 1000 MHz