



427 West 12800 South
Draper, UT 84020

Test Report Attachment

FCC ID	SWX-U7PRO
ISED ID	6545A-U7PRO
Equipment Under Test	U7-Pro
Test Report Serial Number	TR8575_01
Date of Tests	3-4 October 2023
Report Issue Date	3 November 2023

Test Personnel

Testing performed by	Evan Hartzell
-----------------------------	---------------

Test Location

Testing was performed at the Unified Compliance Laboratory located at 427 West 12800 South, Draper, UT 84020. Unified Compliance Laboratory is accredited by National Voluntary Laboratory Accreditation Program (NVLAP); NVLAP Code 600241-0 which is effective until 30 June 2023. This site has also been registered with Innovations, Science and Economic Development (ISED) department as was accepted under Appendix B, Phase 1 procedures of the APEC Tel MRA for Canadian recognition. ISED No.: 25346, effective until 30 June 2024. Unified Compliance Laboratory has been assigned Conformity Assessment Number US0223 by ISED and MRA US5037.



NVLAP LAB CODE 600241-0

1 UNII-3 Band

1.1 a Mode

Summary

Test	Frequency (MHz)	Nominal Power (dBm)	Nominal Bandwidth (MHz)	Result
Emission Bandwidth 26 dB	5745.000	24.0	20.000000	PASS
RF output power	5745.000	24.0	20.000000	PASS
Power Spectral Density	5745.000	24.0	20.000000	PASS
Minimum Emission Bandwidth 6 dB	5745.000	24.0	20.000000	PASS
Occupied Channel Bandwidth 99%	5745.000	24.0	20.000000	PASS
Tx Spurious Emission	5745.000	24.0	20.000000	PASS
Emission Bandwidth 26 dB	5775.000	24.0	20.000000	PASS
Minimum Emission Bandwidth 6 dB	5775.000	24.0	20.000000	PASS
Occupied Channel Bandwidth 99%	5775.000	24.0	20.000000	PASS
Tx Spurious Emission	5775.000	24.0	20.000000	PASS
Emission Bandwidth 26 dB	5825.000	24.0	20.000000	PASS
Minimum Emission Bandwidth 6 dB	5825.000	24.0	20.000000	PASS
Occupied Channel Bandwidth 99%	5825.000	24.0	20.000000	PASS
Tx Spurious Emission	5825.000	24.0	20.000000	PASS

Emission Bandwidth 26 dB (5745 MHz; 24.000 dBm; 20 MHz)

Customized settings.

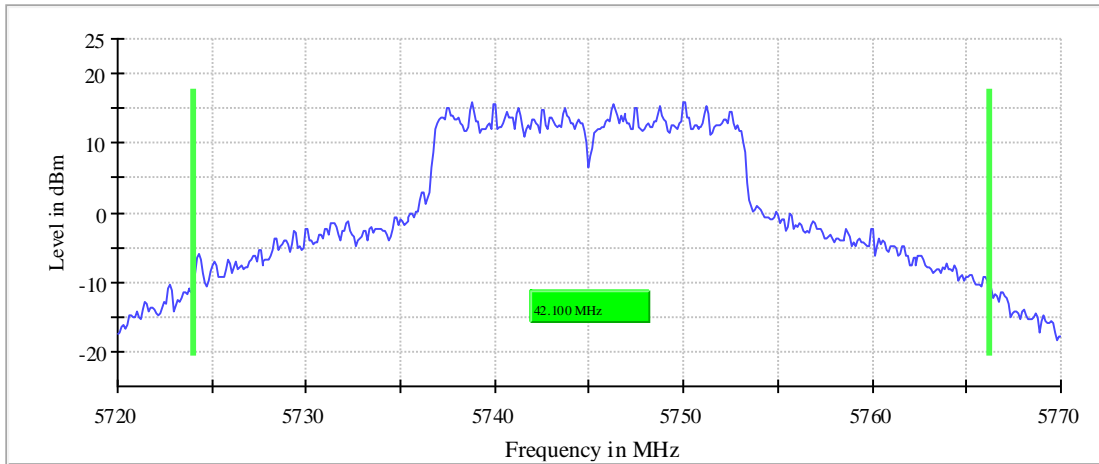
26 dB Bandwidth

DUT Frequency (MHz)	Bandwidth (MHz)	Limit Min (MHz)	Limit Max (MHz)	Band Edge Left (MHz)	Band Edge Right (MHz)
5745.000000	42.100000	---	---	5724.050000	5766.150000

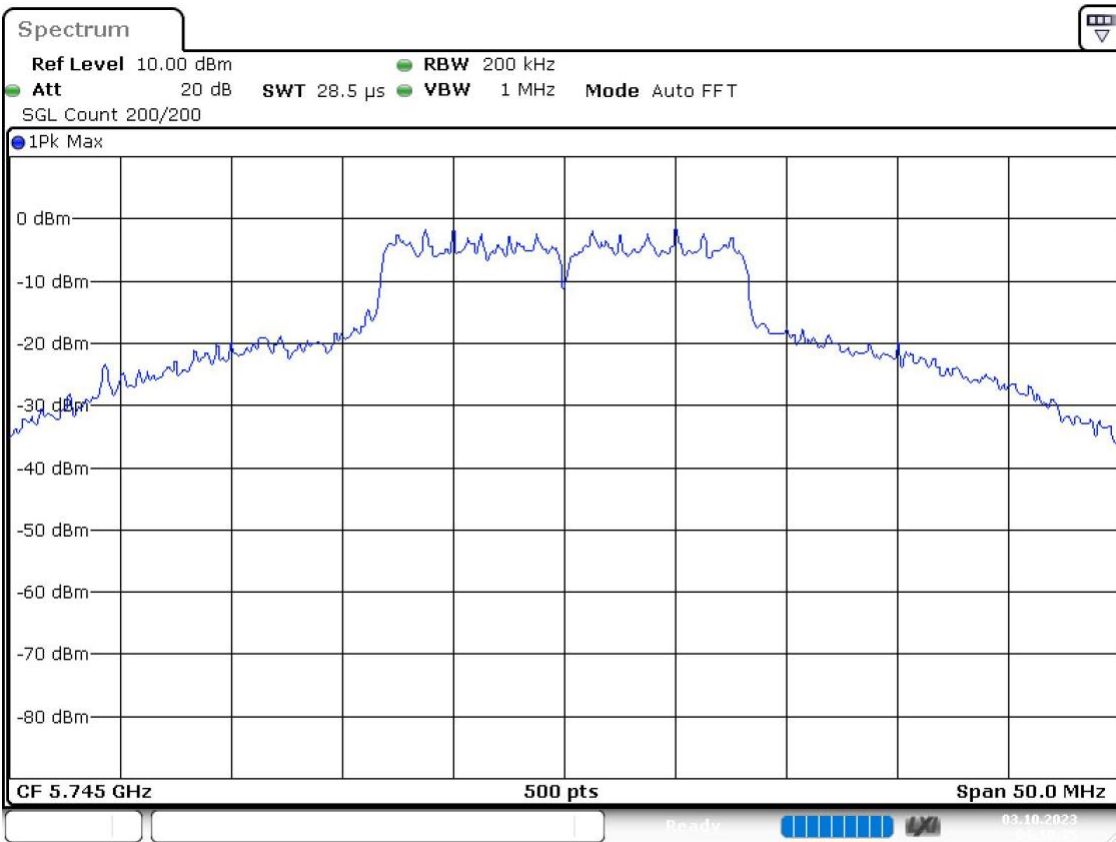
(continuation of the "26 dB Bandwidth" table from column 6 ...)

DUT Frequency (MHz)	Max Level (dBm)	Result
5745.000000	15.9	PASS

26 dB Bandwidth



Bandwidth



Date: 3.OCT.2023 04:10:35

Measurement

Setting	Instrument Value	Target Value
Start Frequency	5.72000 GHz	5.72000 GHz
Stop Frequency	5.77000 GHz	5.77000 GHz
Span	50.000 MHz	50.000 MHz
RBW	200.000 kHz	~ 200.000 kHz
VBW	1.000 MHz	>= 600.000 kHz
SweepPoints	500	~ 500
SweepTime	28.477 μ s	AUTO
Reference Level	10.000 dBm	AUTO
Attenuation	20.000 dB	20.000 dB
Detector	MaxPeak	MaxPeak
SweepCount	200	200
Filter	3 dB	3 dB
Trace Mode	Max Hold	Max Hold
SweepType	FFT	AUTO
Preamp	off	off

RF output power (5745 MHz; 24.000 dBm; 20 MHz)

Customized settings.

Result

DUT Frequency (MHz)	Gated RMS (dBm)	Limit Max (dBm)	Gated EIRP (dBm)	DutyCycle (%)	Result
5745.000000	28.8	30.0	28.8	94.582	PASS

OSP PowerMeter settings

Setting	Instrument Value	Target Value
Measurement Time	1.000 s	1.000 s
Points	1000000	1000000
Time resolution	1.000 μ s	1.000 μ s

Power Spectral Density (5745 MHz; 24.000 dBm; 20 MHz)

Customized settings.

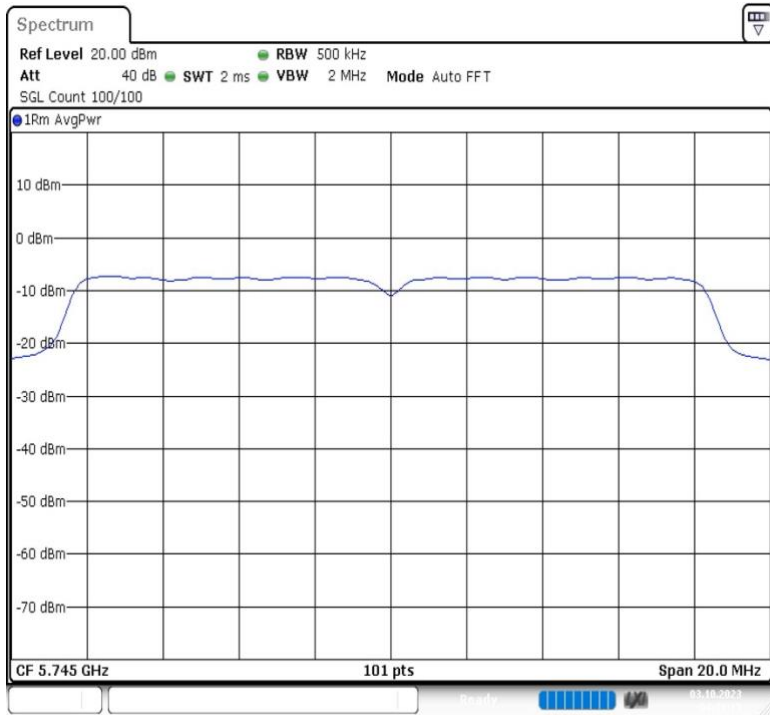
Result

DUT Frequency (MHz)	Frequency (MHz)	PSD (dBm)	Limit Max (dBm)	Result
5745.000000	5751.138614	12.825	30.0	PASS

Ports

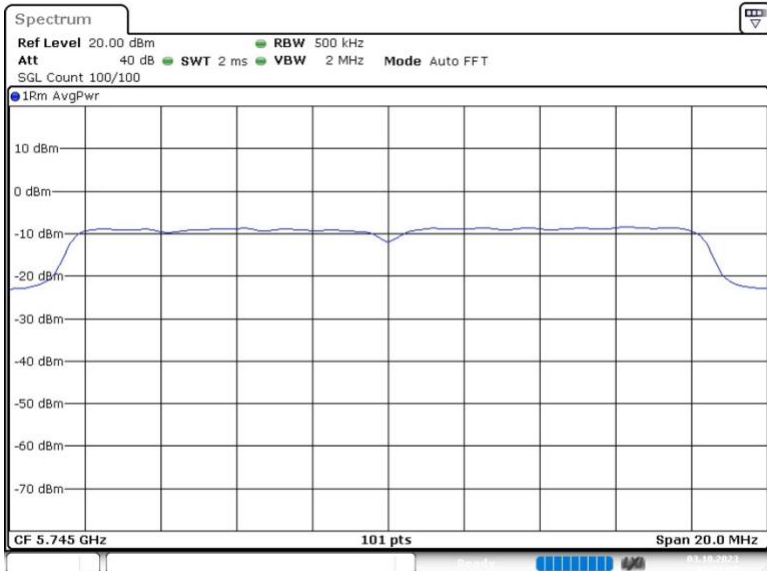
Port	State
1	used
2	used

PSD Connector 1



Date: 3.OCT.2023 04:11:15

PSD Connector 2



Date: 3.OCT.2023 04:11:21

Measurement

Setting	Instrument Value	Target Value
Start Frequency	5.73500 GHz	5.73500 GHz
Stop Frequency	5.75500 GHz	5.75500 GHz
Span	20.000 MHz	20.000 MHz
RBW	500.000 kHz	<= 500.000 kHz
VBW	2.000 MHz	>= 1.500 MHz
SweepPoints	101	~ 80
SweepTime	2.020 ms	2.020 ms
Reference Level	20.000 dBm	20.000 dBm
Attenuation	40.000 dB	AUTO
Detector	RMS	RMS
SweepCount	100	100
Filter	3 dB	3 dB
Trace Mode	Average Power	Average Power
SweepType	FFT	AUTO
Preamp	off	off

Minimum Emission Bandwidth 6 dB (5745 MHz; 24.000 dBm; 20 MHz)

Customized settings.

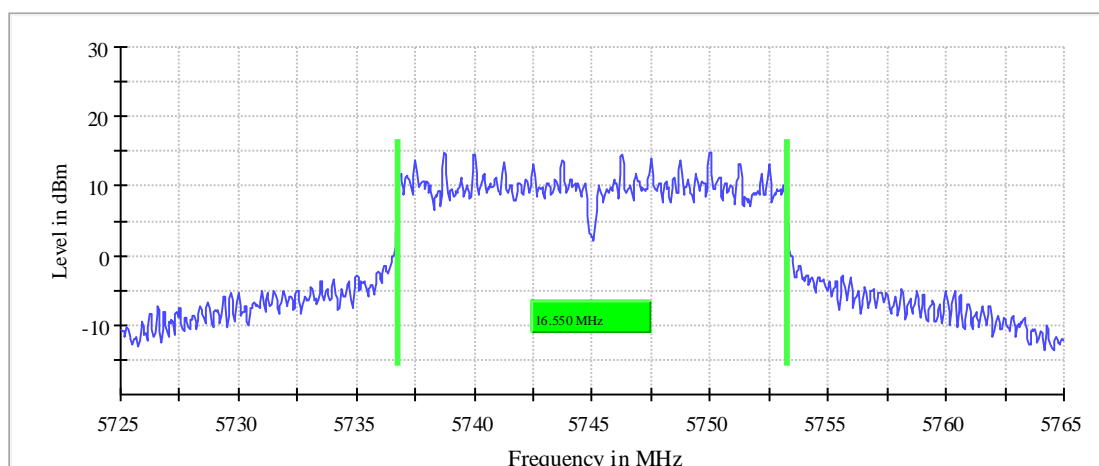
6 dB Bandwidth

DUT Frequency (MHz)	Bandwidth (MHz)	Limit Min (MHz)	Limit Max (MHz)	Band Edge Left (MHz)	Band Edge Right (MHz)
5745.000000	16.550000	0.500000	---	5736.725000	5753.275000

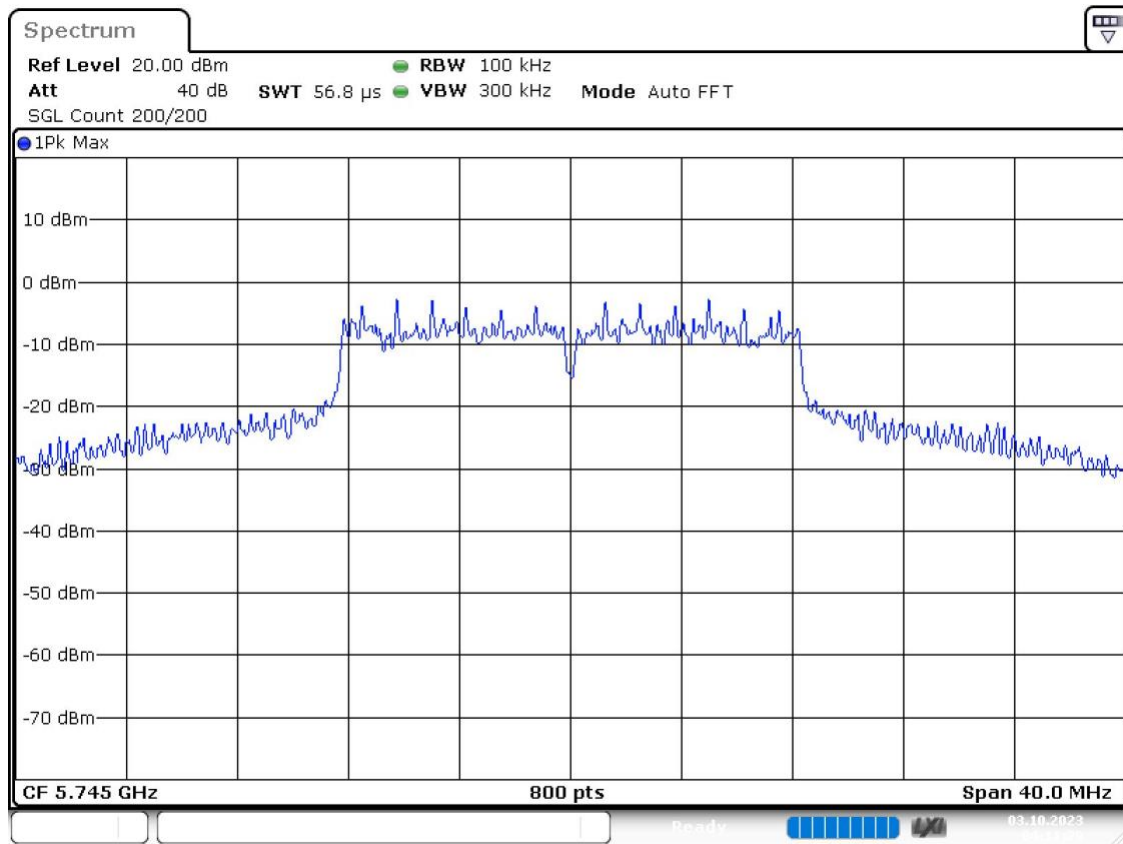
(continuation of the "6 dB Bandwidth" table from column 6 ...)

DUT Frequency (MHz)	Max Level (dBm)	Result
5745.000000	14.8	PASS

6 dB Bandwidth



Bandwidth



Date: 3.OCT.2023 04:11:29

Measurement

Setting	Instrument Value	Target Value
Start Frequency	5.72500 GHz	5.72500 GHz
Stop Frequency	5.76500 GHz	5.76500 GHz
Span	40.000 MHz	40.000 MHz
RBW	100.000 kHz	~ 100.000 kHz
VBW	300.000 kHz	~ 300.000 kHz
SweepPoints	800	~ 800
Sweptime	56.836 μs	AUTO
Reference Level	20.000 dBm	20.000 dBm
Attenuation	40.000 dB	AUTO
Detector	MaxPeak	MaxPeak
SweepCount	200	200
Filter	3 dB	3 dB
Trace Mode	Max Hold	Max Hold
SweepType	FFT	AUTO
Preamp	off	off

Occupied Channel Bandwidth 99% (5745 MHz; 24.000 dBm; 20 MHz)

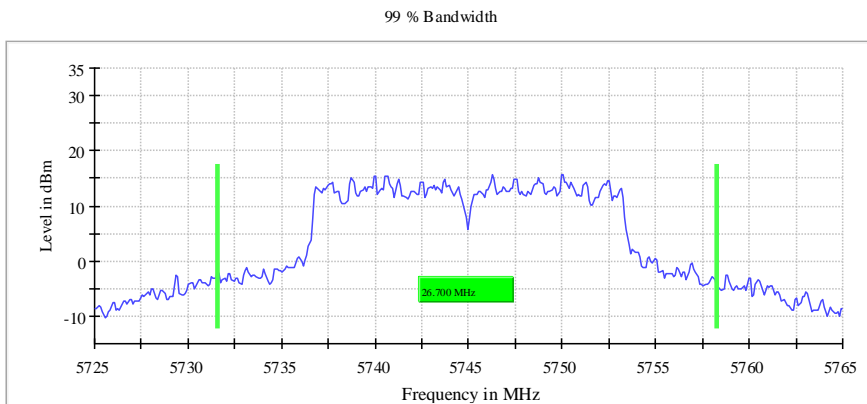
Customized settings.

99 % Bandwidth

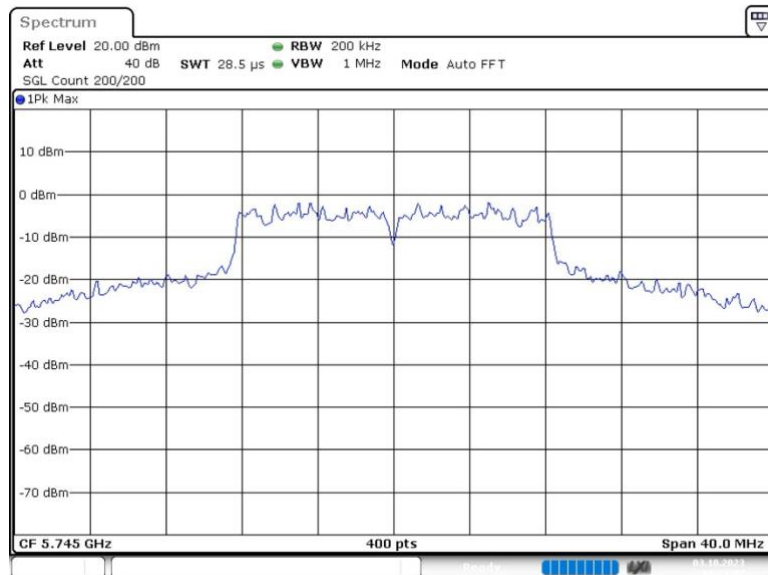
DUT Frequency (MHz)	Bandwidth (MHz)	Limit Min (MHz)	Limit Max (MHz)	Band Edge Left (MHz)	Band Edge Right (MHz)
5745.000000	26.700000	---	---	5731.550000	5758.250000

(continuation of the "99 % Bandwidth" table from column 6 ...)

DUT Frequency (MHz)	Result
5745.000000	PASS



Bandwidth



Date: 3.OCT.2023 04:11:38

Measurement

Setting	Instrument Value	Target Value
Start Frequency	5.72500 GHz	5.72500 GHz
Stop Frequency	5.76500 GHz	5.76500 GHz
Span	40.000 MHz	40.000 MHz
RBW	200.000 kHz	>= 200.000 kHz
VBW	1.000 MHz	>= 600.000 kHz
SweepPoints	400	~ 400
SweepTime	28.477 μ s	AUTO
Reference Level	20.000 dBm	20.000 dBm
Attenuation	40.000 dB	AUTO
Detector	MaxPeak	MaxPeak
SweepCount	200	200
Filter	3 dB	3 dB
Trace Mode	Max Hold	Max Hold
SweepType	FFT	AUTO
Preamp	off	off

Tx Spurious Emission (5745 MHz; 24.000 dBm; 20 MHz)

Customized settings.

Result

DUT Frequency (MHz)	Result
5745.000000	PASS

Final measurements

Frequency (MHz)	Level Pre Measurement (dBm)	level (dBm)	Limit (dBm)	Margin (dB)	Result
---	---	---	---	---	---

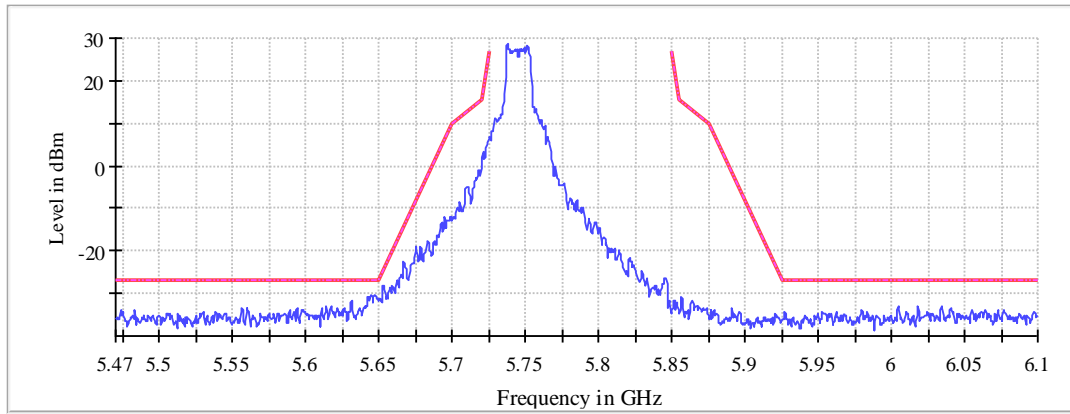
Pre Measurements

Frequency (MHz)	Level (dBm)	Margin (dB)	Limit (dBm)
5652.750000	-28.2	3.2	-25.0
5646.750000	-30.3	3.3	-27.0
5647.250000	-30.3	3.3	-27.0
5644.750000	-30.4	3.4	-27.0
5653.250000	-28.0	3.5	-24.6
5644.250000	-30.5	3.5	-27.0
5647.750000	-30.8	3.8	-27.0
5645.250000	-30.9	3.9	-27.0
5642.750000	-30.9	3.9	-27.0
5648.250000	-31.0	4.0	-27.0
5642.250000	-31.0	4.0	-27.0
5646.250000	-31.0	4.0	-27.0
5643.250000	-31.1	4.1	-27.0
5648.750000	-31.2	4.2	-27.0
5650.250000	-31.2	4.4	-26.8

Measurement Settings

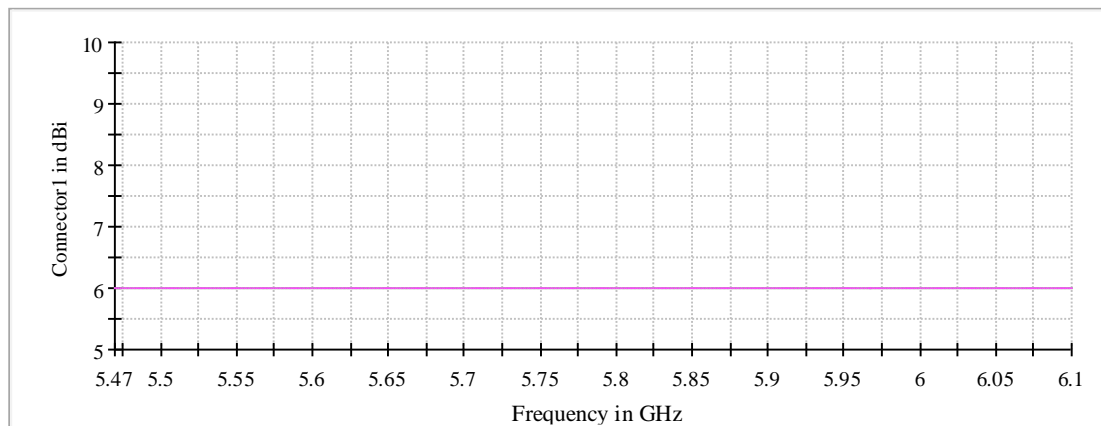
Start Frequency (MHz)	Stop Frequency (MHz)	Pre Measurement	Final Measurement
5470.000000	6100.000000	2	2

Spurious



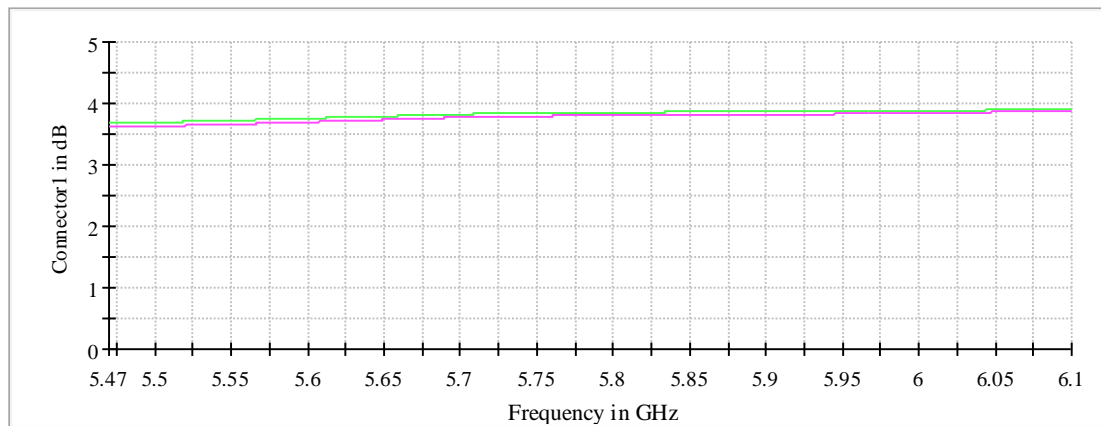
— Limit - - - - Threshold × Critical × Final Critical — Sum Level

Gain



— Connector1 — Connector2

Attenuation



— Connector1 — Connector2

Pre Measurement 2

Setting	Instrument Value	Target Value
RBW	1.000 MHz	≤ 1.000 MHz
VBW	3.000 MHz	≥ 3.000 MHz
SweepPoints	1260	~ 1260
SweepTime	85.781 μ s	AUTO
Reference Level	20.000 dBm	-10.000 dBm
Attenuation	30.000 dB	20.000 dB
Detector	MaxPeak	MaxPeak
SweepCount	30	30
Filter	3 dB	3 dB
Trace Mode	Max Hold	Max Hold
SweepType	FFT	AUTO
Preamp	off	off

Emission Bandwidth 26 dB (5775 MHz; 24.000 dBm; 20 MHz)

Customized settings.

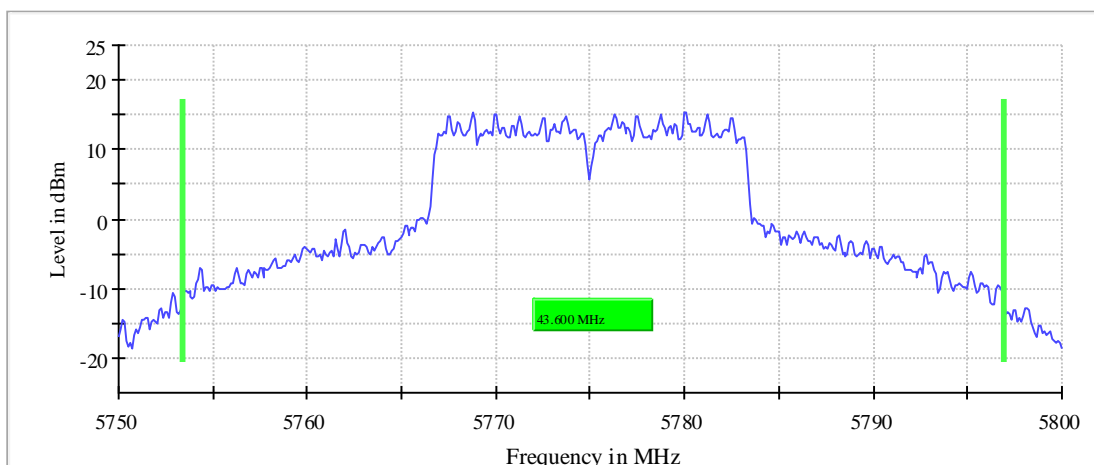
26 dB Bandwidth

DUT Frequency (MHz)	Bandwidth (MHz)	Limit Min (MHz)	Limit Max (MHz)	Band Edge Left (MHz)	Band Edge Right (MHz)
5775.000000	43.600000	---	---	5753.350000	5796.950000

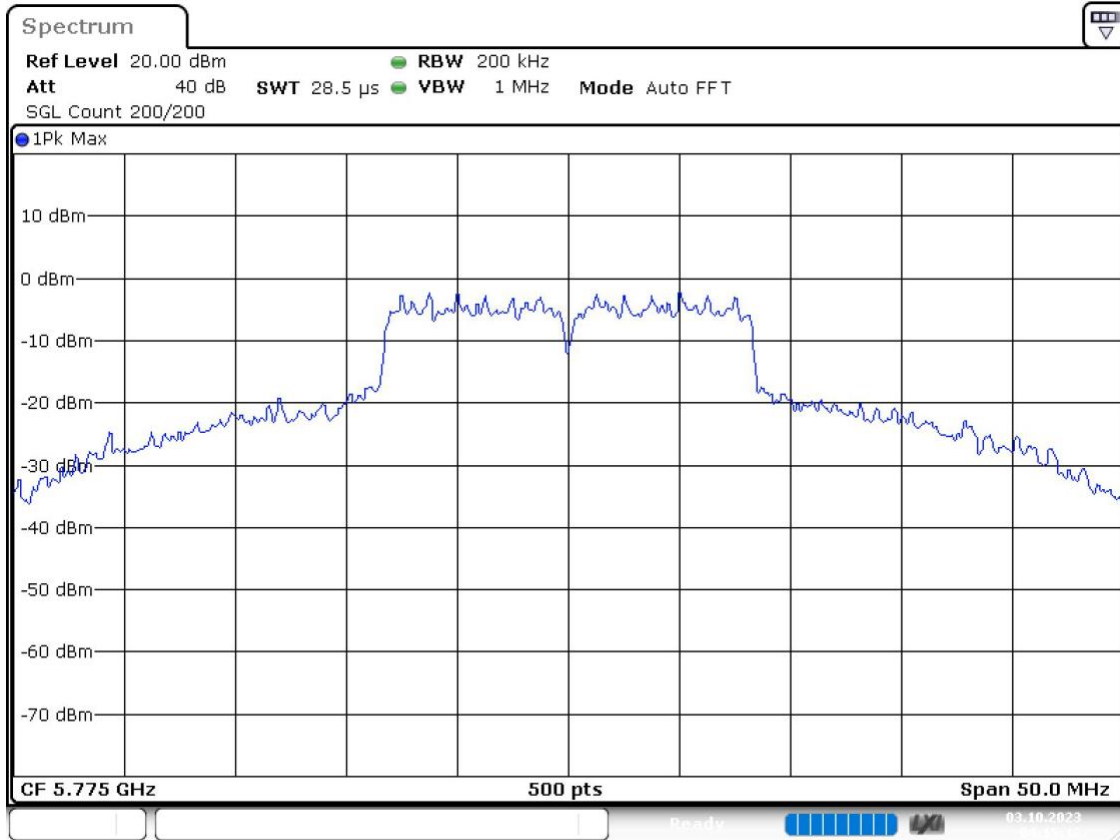
(continuation of the "26 dB Bandwidth" table from column 6 ...)

DUT Frequency (MHz)	Max Level (dBm)	Result
5775.000000	15.3	PASS

26 dB Bandwidth



Bandwidth



Date: 3.OCT.2023 04:15:12

Minimum Emission Bandwidth 6 dB (5775 MHz; 24.000 dBm; 20 MHz)

Customized settings.

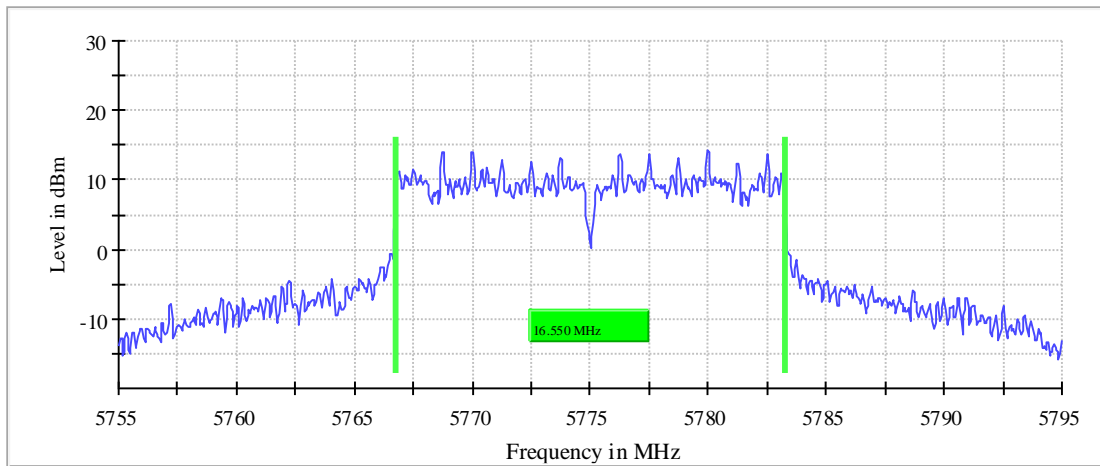
6 dB Bandwidth

DUT Frequency (MHz)	Bandwidth (MHz)	Limit Min (MHz)	Limit Max (MHz)	Band Edge Left (MHz)	Band Edge Right (MHz)
5775.000000	16.550000	0.500000	---	5766.725000	5783.275000

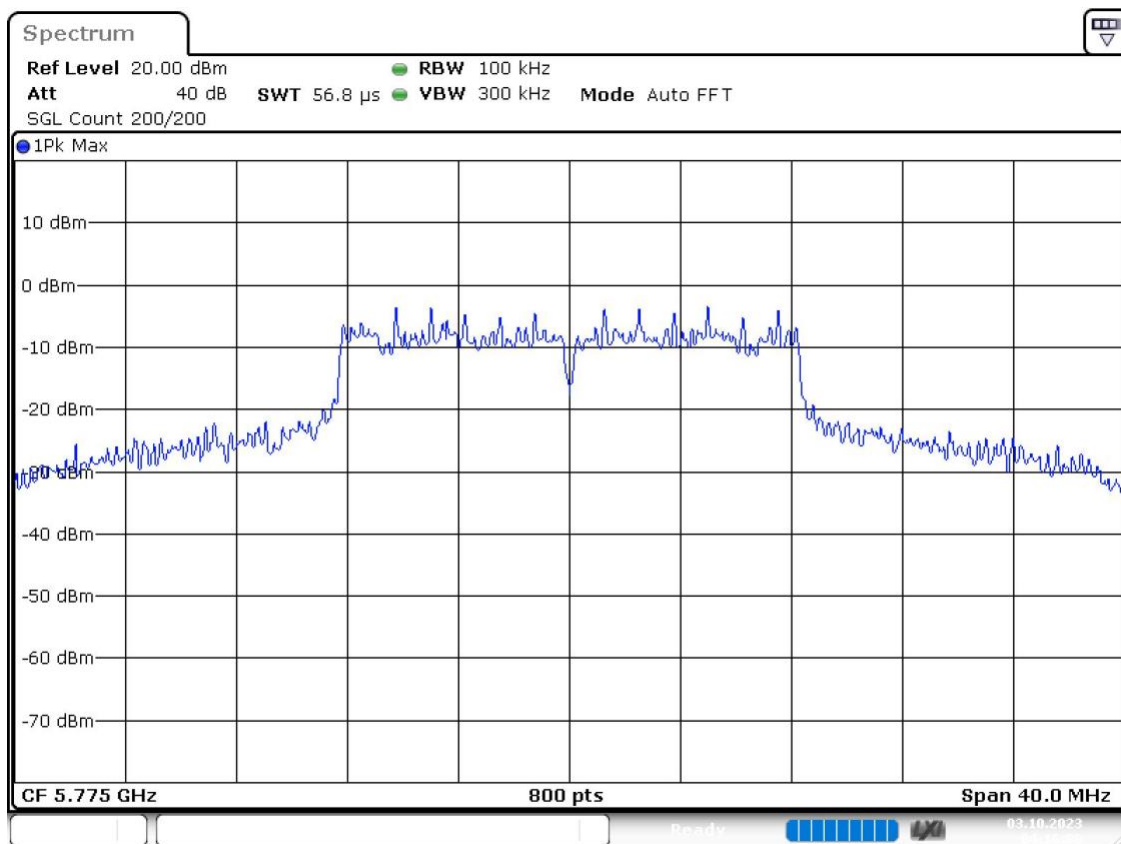
(continuation of the "6 dB Bandwidth" table from column 6 ...)

DUT Frequency (MHz)	Max Level (dBm)	Result
5775.000000	14.1	PASS

6 dB Bandwidth



Bandwidth



Date: 3.OCT.2023 04:16:06

Occupied Channel Bandwidth 99% (5775 MHz; 24.000 dBm; 20 MHz)

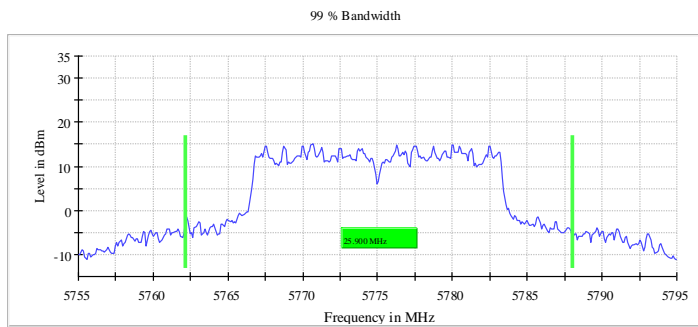
Customized settings.

99 % Bandwidth

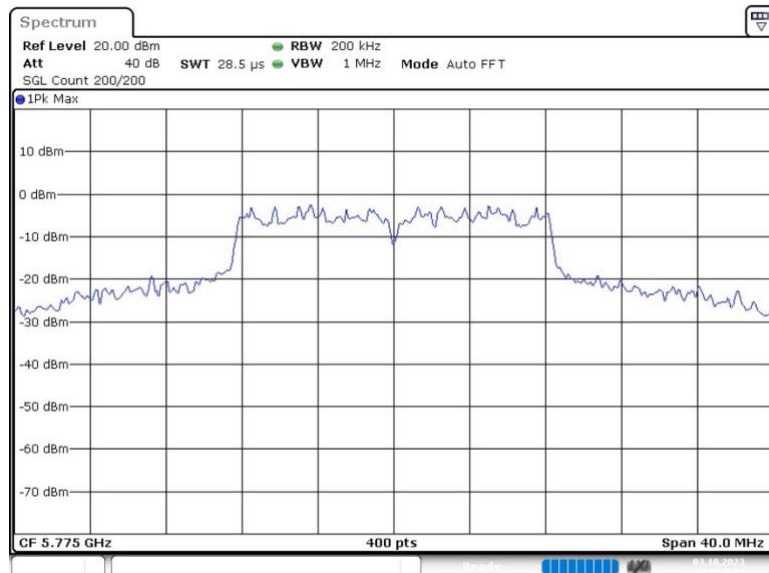
DUT Frequency (MHz)	Bandwidth (MHz)	Limit Min (MHz)	Limit Max (MHz)	Band Edge Left (MHz)	Band Edge Right (MHz)
5775.000000	25.900000	---	---	5762.150000	5788.050000

(continuation of the "99 % Bandwidth" table from column 6 ...)

DUT Frequency (MHz)	Result
5775.000000	PASS



Bandwidth



Date: 3.OCT.2023 04:16:14

Tx Spurious Emission (5775 MHz; 24.000 dBm; 20 MHz)

Customized settings.

Result

DUT Frequency (MHz)	Result
5775.000000	PASS

Final measurements

Frequency (MHz)	Level Pre Measurement (dBm)	level (dBm)	Limit (dBm)	Margin (dB)	Result
---	---	---	---	---	---

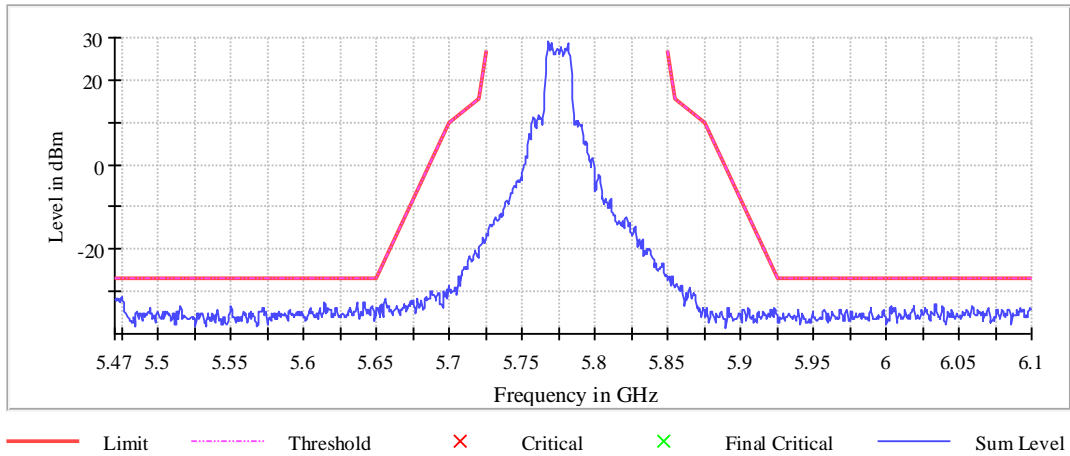
Pre Measurements

Frequency (MHz)	Level (dBm)	Margin (dB)	Limit (dBm)
5474.750000	-31.1	4.1	-27.0
5475.250000	-31.4	4.4	-27.0
5472.250000	-31.5	4.5	-27.0
5471.750000	-31.6	4.6	-27.0
5474.250000	-31.6	4.6	-27.0
5470.750000	-31.9	4.9	-27.0
5472.750000	-32.0	5.0	-27.0
5470.250000	-32.1	5.1	-27.0
5470.000000	-32.1	5.1	-27.0
5471.250000	-32.2	5.2	-27.0
5475.750000	-32.3	5.3	-27.0
5641.750000	-32.4	5.4	-27.0
5641.250000	-32.4	5.4	-27.0
5614.250000	-32.4	5.4	-27.0
5473.750000	-32.6	5.6	-27.0

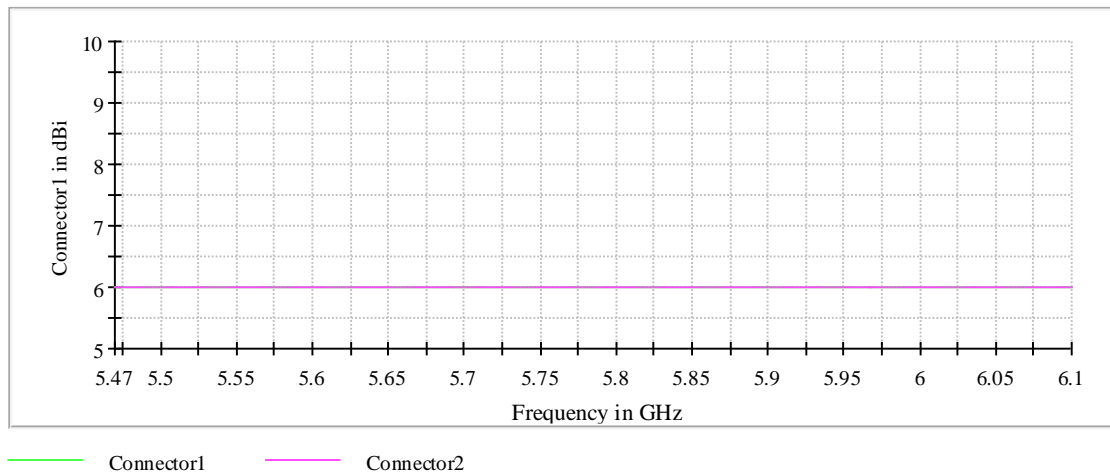
Measurement Settings

Start Frequency (MHz)	Stop Frequency (MHz)	Pre Measurement	Final Measurement
5470.000000	6100.000000	2	2

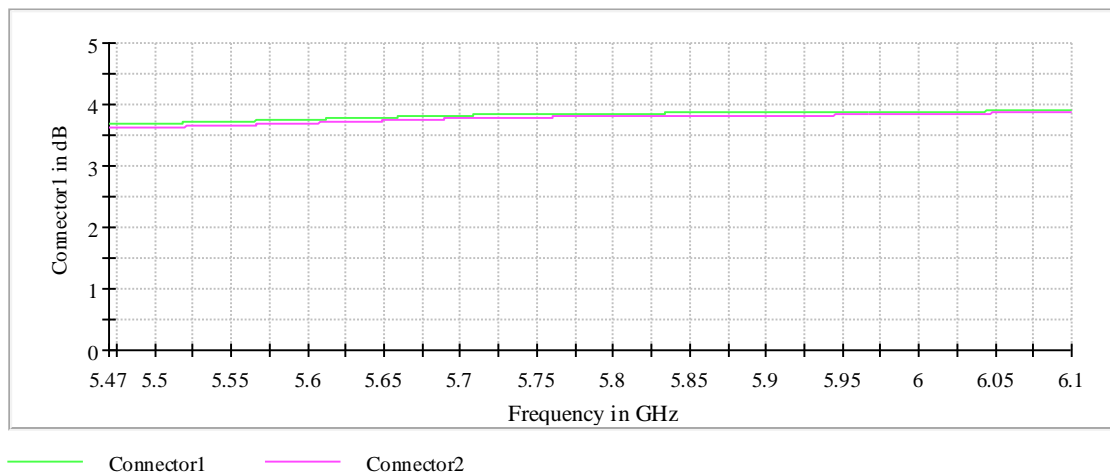
Spurious



Gain



Attenuation



Emission Bandwidth 26 dB (5825 MHz; 24.000 dBm; 20 MHz)

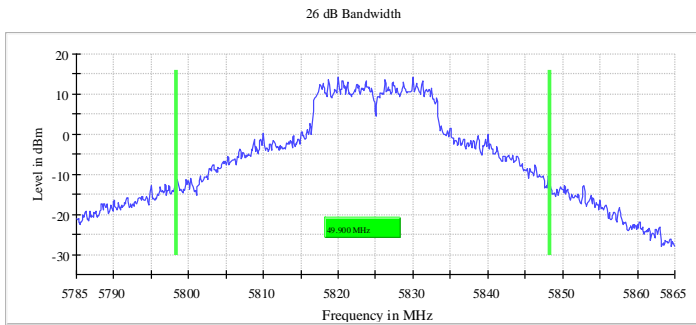
Customized settings.

26 dB Bandwidth

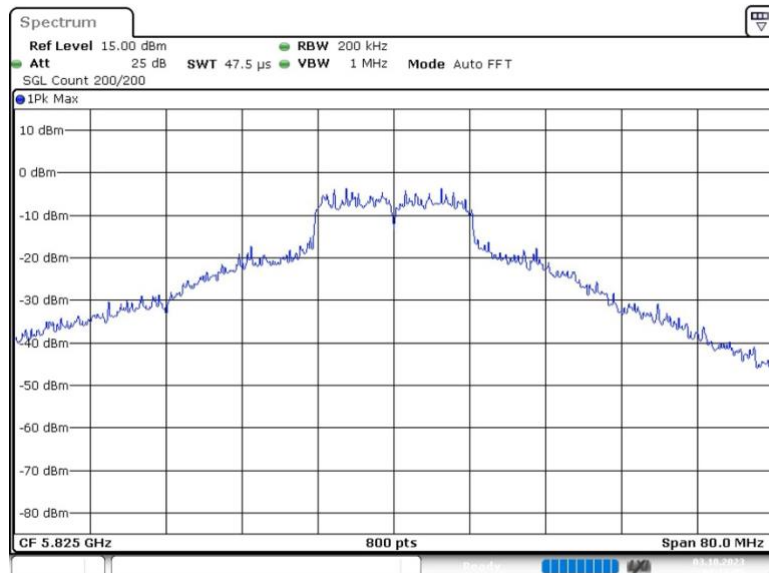
DUT Frequency (MHz)	Bandwidth (MHz)	Limit Min (MHz)	Limit Max (MHz)	Band Edge Left (MHz)	Band Edge Right (MHz)
5825.000000	49.900000	---	---	5798.350000	5848.250000

(continuation of the "26 dB Bandwidth" table from column 6 ...)

DUT Frequency (MHz)	Max Level (dBm)	Result
5825.000000	14.1	PASS



Bandwidth



Date: 3.OCT.2023 04:17:39

Minimum Emission Bandwidth 6 dB (5825 MHz; 24.000 dBm; 20 MHz)

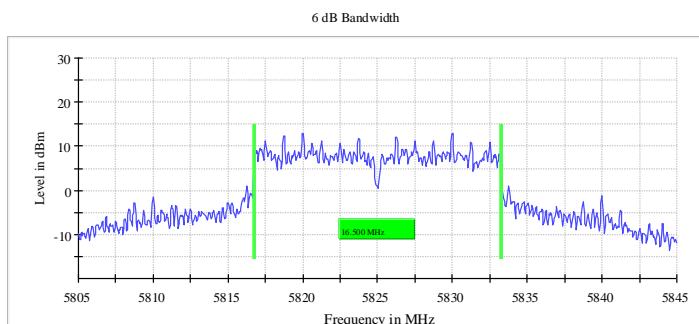
Customized settings.

6 dB Bandwidth

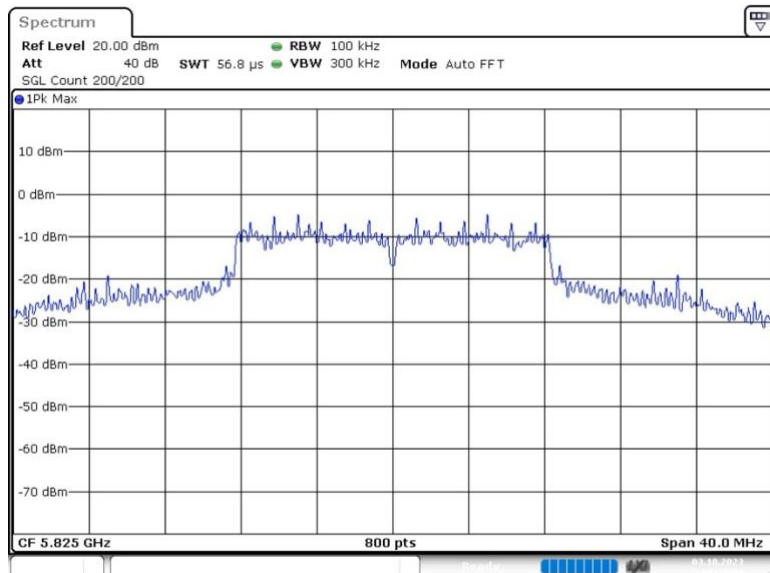
DUT Frequency (MHz)	Bandwidth (MHz)	Limit Min (MHz)	Limit Max (MHz)	Band Edge Left (MHz)	Band Edge Right (MHz)
5825.000000	16.500000	0.500000	---	5816.725000	5833.225000

(continuation of the "6 dB Bandwidth" table from column 6 ...)

DUT Frequency (MHz)	Max Level (dBm)	Result
5825.000000	13.0	PASS



Bandwidth



Date: 3.OCT.2023 04:18:34

Occupied Channel Bandwidth 99% (5825 MHz; 24.000 dBm; 20 MHz)

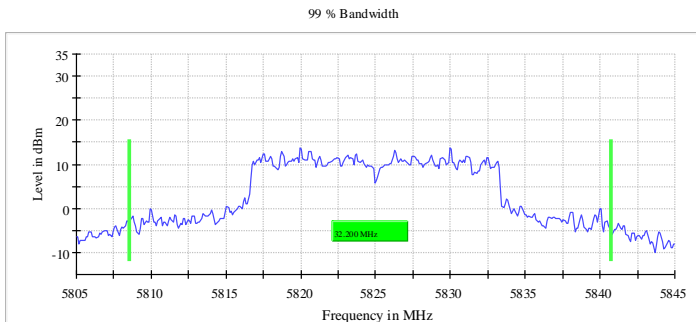
Customized settings.

99 % Bandwidth

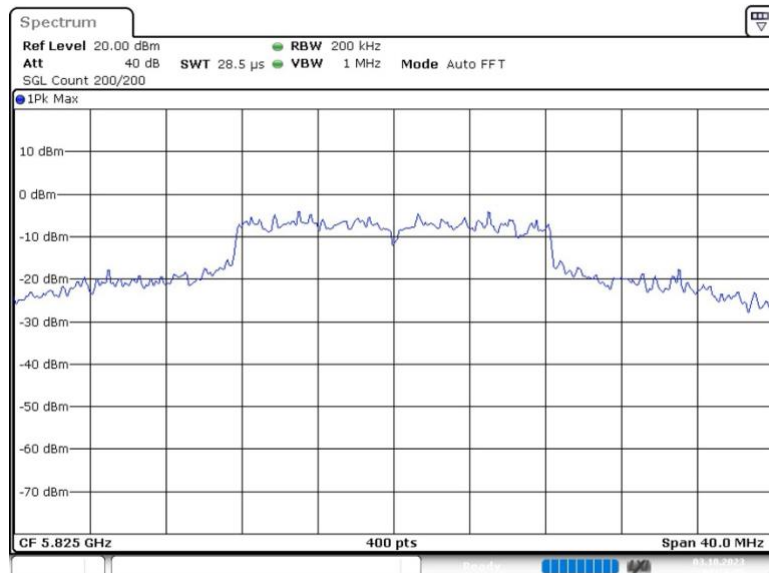
DUT Frequency (MHz)	Bandwidth (MHz)	Limit Min (MHz)	Limit Max (MHz)	Band Edge Left (MHz)	Band Edge Right (MHz)
5825.000000	32.200000	---	---	5808.550000	5840.750000

(continuation of the "99 % Bandwidth" table from column 6 ...)

DUT Frequency (MHz)	Result
5825.000000	PASS



Bandwidth



Date: 3.OCT.2023 04:18:43

Tx Spurious Emission (5825 MHz; 24.000 dBm; 20 MHz)

Customized settings.

Result

DUT Frequency (MHz)	Result
5825.000000	PASS

Final measurements

Frequency (MHz)	Level Pre Measurement (dBm)	level (dBm)	Limit (dBm)	Margin (dB)	Result
---	---	---	---	---	---

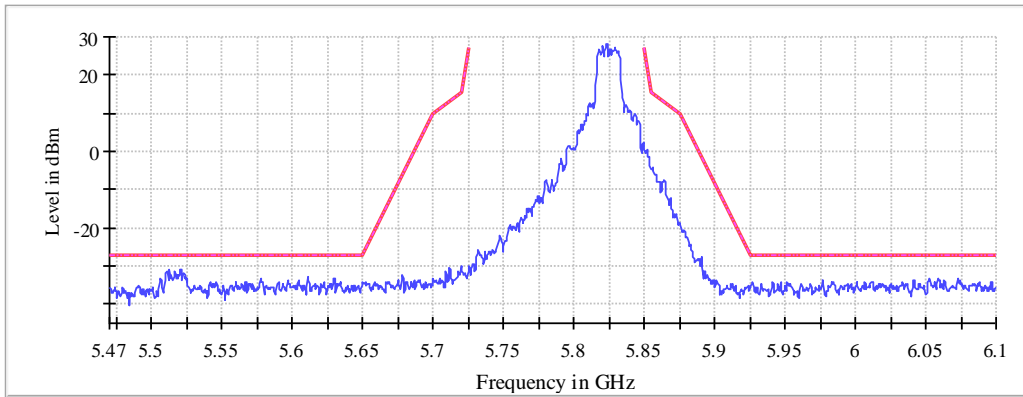
Pre Measurements

Frequency (MHz)	Level (dBm)	Margin (dB)	Limit (dBm)
5520.250000	-30.9	3.9	-27.0
5520.750000	-31.0	4.0	-27.0
5512.750000	-31.1	4.1	-27.0
5510.750000	-31.4	4.4	-27.0
5511.250000	-31.5	4.5	-27.0
5516.750000	-31.5	4.5	-27.0
5522.750000	-31.7	4.7	-27.0
5521.250000	-31.7	4.7	-27.0
5510.250000	-31.8	4.8	-27.0
5509.750000	-31.8	4.8	-27.0
5522.250000	-31.8	4.8	-27.0
5516.250000	-32.0	5.0	-27.0
5512.250000	-32.1	5.1	-27.0
5514.250000	-32.2	5.2	-27.0
5513.750000	-32.2	5.2	-27.0

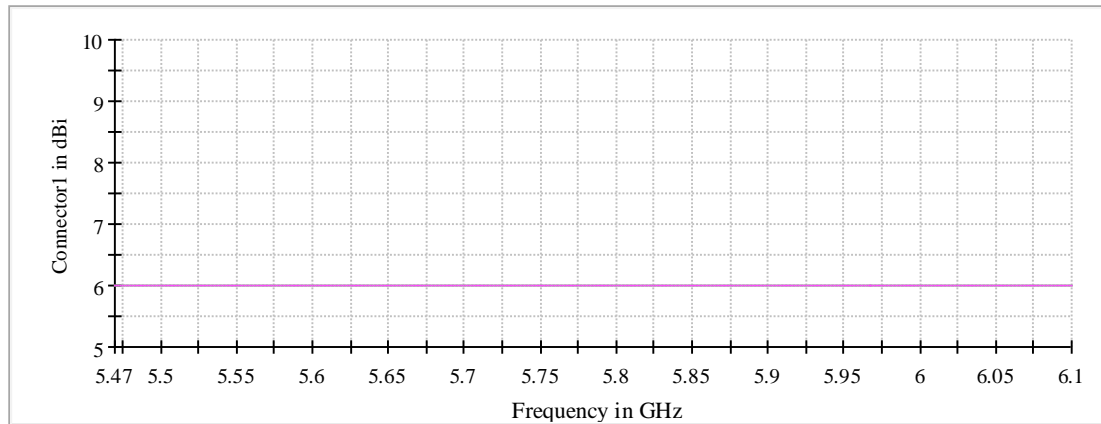
Measurement Settings

Start Frequency (MHz)	Stop Frequency (MHz)	Pre Measurement	Final Measurement
5470.000000	6100.000000	2	2

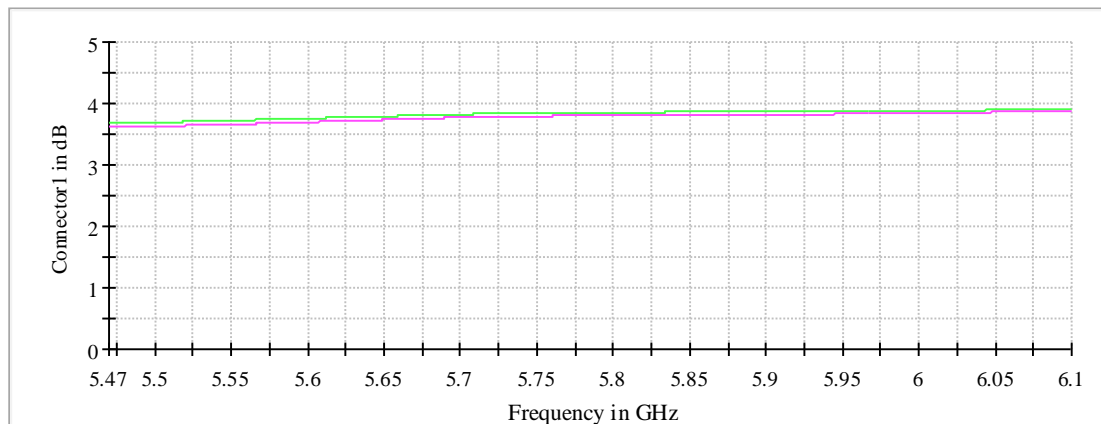
Spurious



Gain



Attenuation



1.2 ax Mode

Summary

Test	Frequency (MHz)	Nominal Power (dBm)	Nominal Bandwidth (MHz)	Result
Emission Bandwidth 26 dB	5745.000	24.0	20.000000	PASS
RF output power	5745.000	24.0	20.000000	PASS
Power Spectral Density	5745.000	24.0	20.000000	PASS
Minimum Emission Bandwidth 6 dB	5745.000	24.0	20.000000	PASS
Occupied Channel Bandwidth 99%	5745.000	24.0	20.000000	PASS
Tx Spurious Emission	5745.000	24.0	20.000000	PASS
Emission Bandwidth 26 dB	5775.000	24.0	20.000000	PASS
Minimum Emission Bandwidth 6 dB	5775.000	24.0	20.000000	PASS
Occupied Channel Bandwidth 99%	5775.000	24.0	20.000000	PASS
Tx Spurious Emission	5775.000	24.0	20.000000	PASS
Emission Bandwidth 26 dB	5825.000	24.0	20.000000	PASS
Minimum Emission Bandwidth 6 dB	5825.000	24.0	20.000000	PASS
Occupied Channel Bandwidth 99%	5825.000	24.0	20.000000	PASS
Tx Spurious Emission	5825.000	24.0	20.000000	PASS
Emission Bandwidth 26 dB	5755.000	24.0	40.000000	PASS
Minimum Emission Bandwidth 6 dB	5755.000	24.0	40.000000	PASS
Occupied Channel Bandwidth 99%	5755.000	24.0	40.000000	PASS
Tx Spurious Emission	5755.000	24.0	40.000000	PASS
Emission Bandwidth 26 dB	5775.000	24.0	40.000000	PASS
Minimum Emission Bandwidth 6 dB	5775.000	24.0	40.000000	PASS
Occupied Channel Bandwidth 99%	5775.000	24.0	40.000000	PASS
Tx Spurious Emission	5775.000	24.0	40.000000	PASS
Emission Bandwidth 26 dB	5795.000	24.0	40.000000	PASS
Minimum Emission Bandwidth 6 dB	5795.000	24.0	40.000000	PASS
Occupied Channel Bandwidth 99%	5795.000	24.0	40.000000	PASS
Tx Spurious Emission	5795.000	24.0	40.000000	PASS
Emission Bandwidth 26 dB	5775.000	24.0	80.000000	PASS
Minimum Emission Bandwidth 6 dB	5775.000	24.0	80.000000	PASS
Occupied Channel Bandwidth 99%	5775.000	24.0	80.000000	PASS
Tx Spurious Emission	5775.000	24.0	80.000000	PASS

Emission Bandwidth 26 dB (5745 MHz; 24.000 dBm; 20 MHz)

Customized settings.

26 dB Bandwidth

DUT Frequency (MHz)	Bandwidth (MHz)	Limit Min (MHz)	Limit Max (MHz)	Band Edge Left (MHz)	Band Edge Right (MHz)
5745.000000	50.600000	---	---	5718.550000	5769.150000

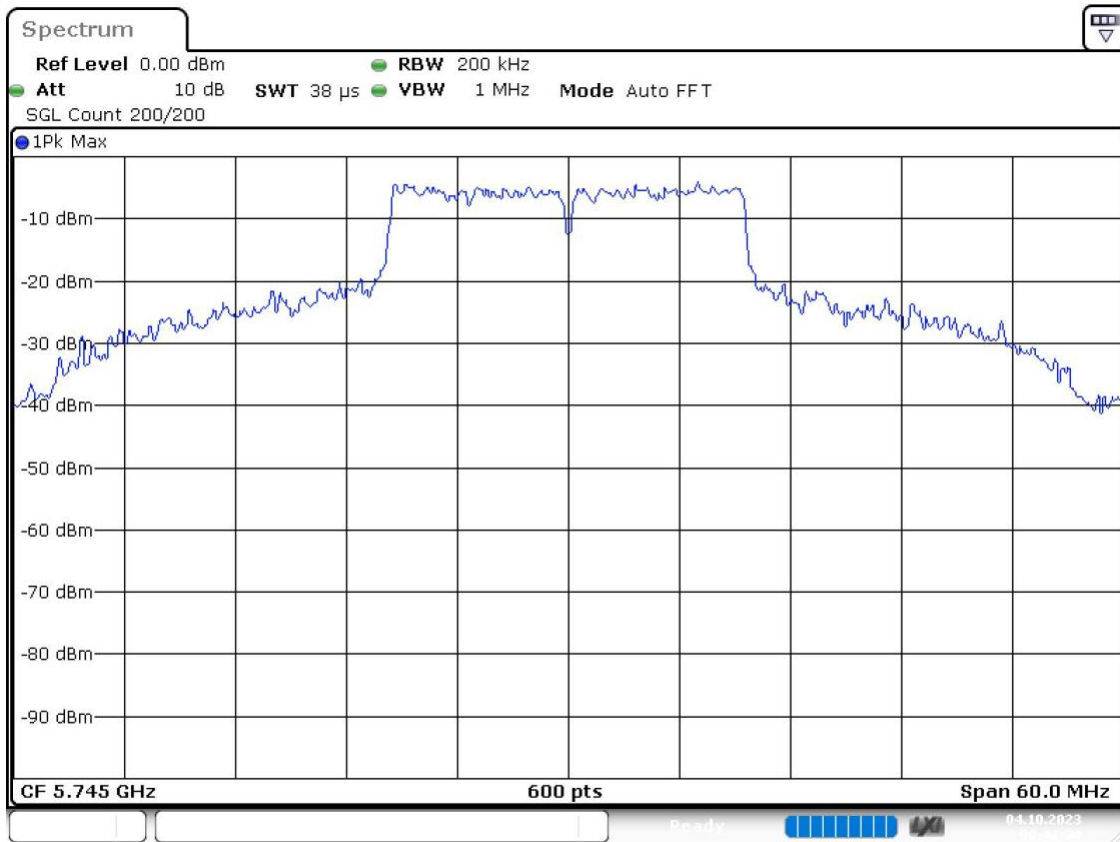
(continuation of the "26 dB Bandwidth" table from column 6 ...)

DUT Frequency (MHz)	Max Level (dBm)	Result
5745.000000	13.6	PASS

26 dB Bandwidth



Bandwidth



Date: 4.OCT.2023 00:41:35

Measurement

Setting	Instrument Value	Target Value
Start Frequency	5.71500 GHz	5.71500 GHz
Stop Frequency	5.77500 GHz	5.77500 GHz
Span	60.000 MHz	60.000 MHz
RBW	200.000 kHz	~ 200.000 kHz
VBW	1.000 MHz	>= 600.000 kHz
SweepPoints	600	~ 600
SweepTime	37.969 μ s	AUTO
Reference Level	0.000 dBm	AUTO
Attenuation	10.000 dB	0.000 dB
Detector	MaxPeak	MaxPeak
SweepCount	200	200
Filter	3 dB	3 dB
Trace Mode	Max Hold	Max Hold
SweepType	FFT	AUTO
Preamp	off	off

RF output power (5745 MHz; 24.000 dBm; 20 MHz)

Customized settings.

Result

DUT Frequency (MHz)	Gated RMS (dBm)	Limit Max (dBm)	Gated EIRP (dBm)	DutyCycle (%)	Result
5745.000000	28.4	30.0	28.4	99.724	PASS

OSP PowerMeter settings

Setting	Instrument Value	Target Value
Measurement Time	1.000 s	1.000 s
Points	1000000	1000000
Time resolution	1.000 μ s	1.000 μ s

Power Spectral Density (5745 MHz; 24.000 dBm; 20 MHz)

Customized settings.

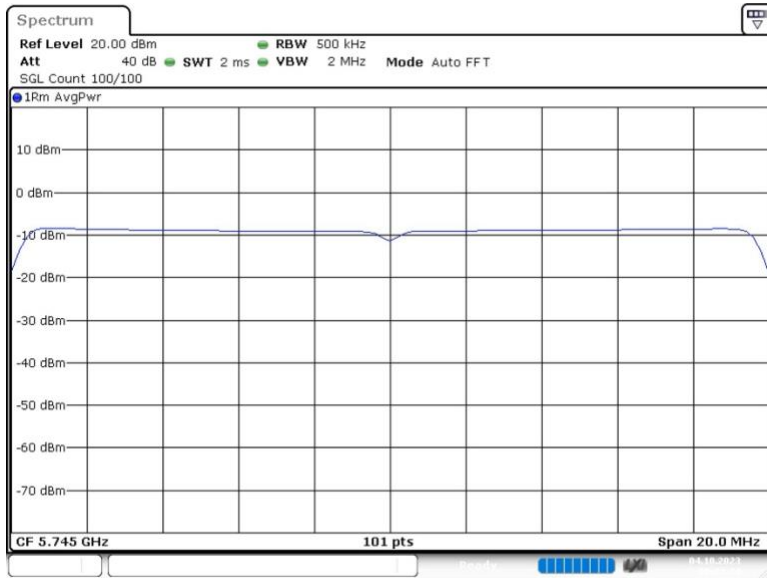
Result

DUT Frequency (MHz)	Frequency (MHz)	PSD (dBm)	Limit Max (dBm)	Result
5745.000000	5753.712871	12.122	30.0	PASS

Ports

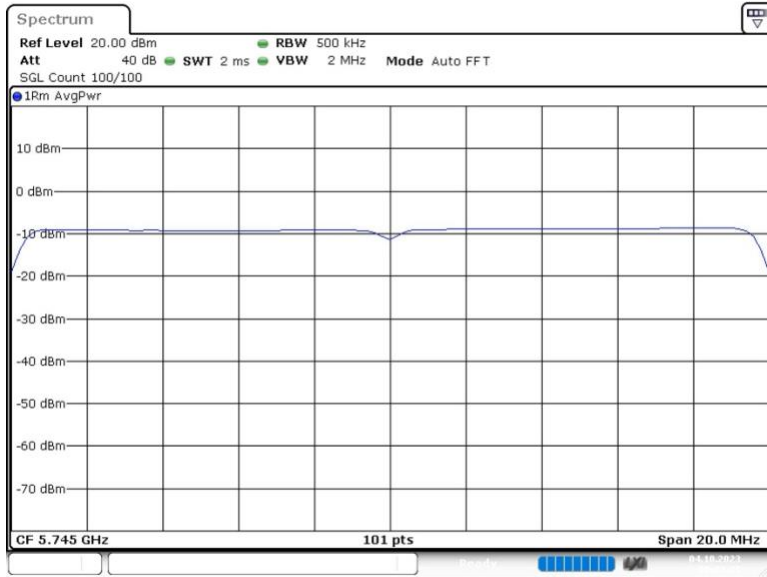
Port	State
1	used
2	used

PSD Connector 1



Date: 4.OCT.2023 00:42:15

PSD Connector 2



Date: 4.OCT.2023 00:42:22

Measurement

Setting	Instrument Value	Target Value
Start Frequency	5.73500 GHz	5.73500 GHz
Stop Frequency	5.75500 GHz	5.75500 GHz
Span	20.000 MHz	20.000 MHz
RBW	500.000 kHz	<= 500.000 kHz
VBW	2.000 MHz	>= 1.500 MHz
SweepPoints	101	~ 80
SweepTime	2.020 ms	2.020 ms
Reference Level	20.000 dBm	20.000 dBm
Attenuation	40.000 dB	AUTO
Detector	RMS	RMS
SweepCount	100	100
Filter	3 dB	3 dB
Trace Mode	Average Power	Average Power
SweepType	FFT	AUTO
Preamp	off	off

Minimum Emission Bandwidth 6 dB (5745 MHz; 24.000 dBm; 20 MHz)

Customized settings.

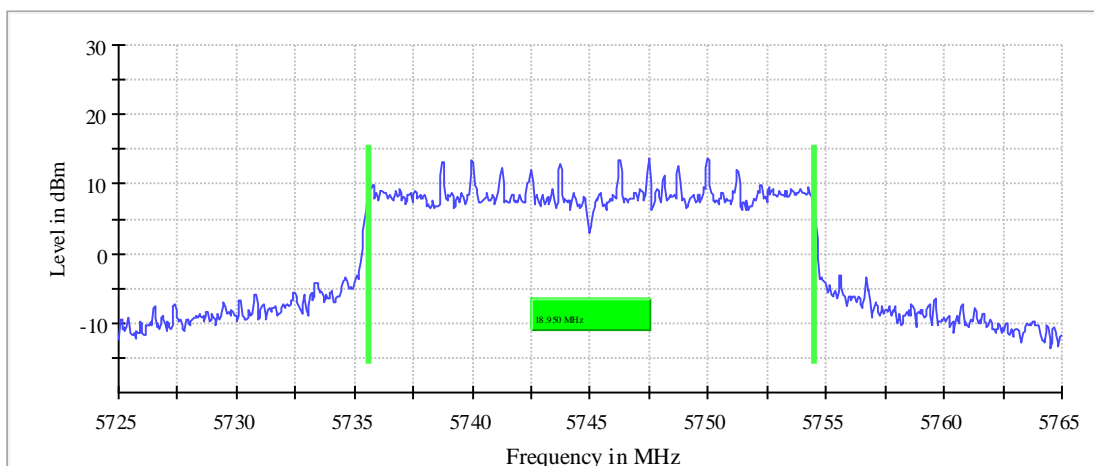
6 dB Bandwidth

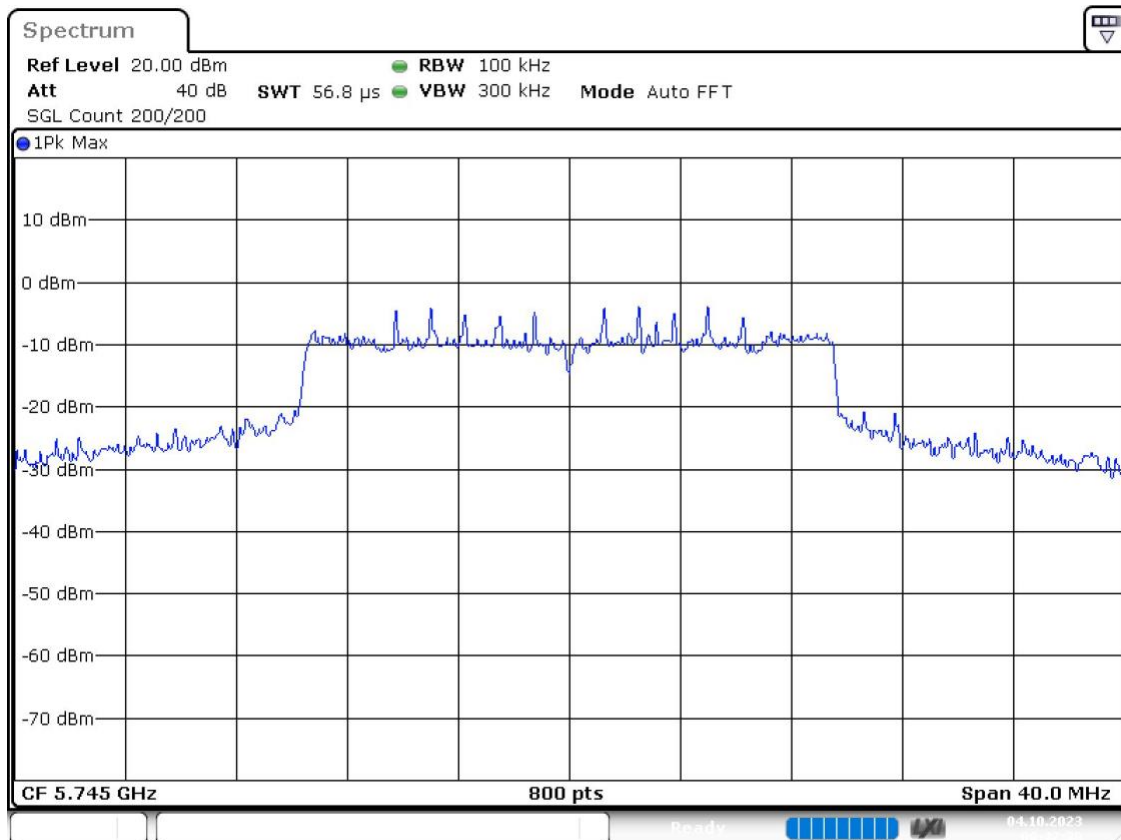
DUT Frequency (MHz)	Bandwidth (MHz)	Limit Min (MHz)	Limit Max (MHz)	Band Edge Left (MHz)	Band Edge Right (MHz)
5745.000000	18.950000	0.500000	---	5735.575000	5754.525000

(continuation of the "6 dB Bandwidth" table from column 6 ...)

DUT Frequency (MHz)	Max Level (dBm)	Result
5745.000000	13.8	PASS

6 dB Bandwidth



Bandwidth


Date: 4.OCT.2023 00:42:30

Measurement

Setting	Instrument Value	Target Value
Start Frequency	5.72500 GHz	5.72500 GHz
Stop Frequency	5.76500 GHz	5.76500 GHz
Span	40.000 MHz	40.000 MHz
RBW	100.000 kHz	~ 100.000 kHz
VBW	300.000 kHz	~ 300.000 kHz
SweepPoints	800	~ 800
Sweeptime	56.836 μ s	AUTO
Reference Level	20.000 dBm	20.000 dBm
Attenuation	40.000 dB	AUTO
Detector	MaxPeak	MaxPeak
SweepCount	200	200
Filter	3 dB	3 dB
Trace Mode	Max Hold	Max Hold
SweepType	FFT	AUTO
Preamp	off	off

Occupied Channel Bandwidth 99% (5745 MHz; 24.000 dBm; 20 MHz)

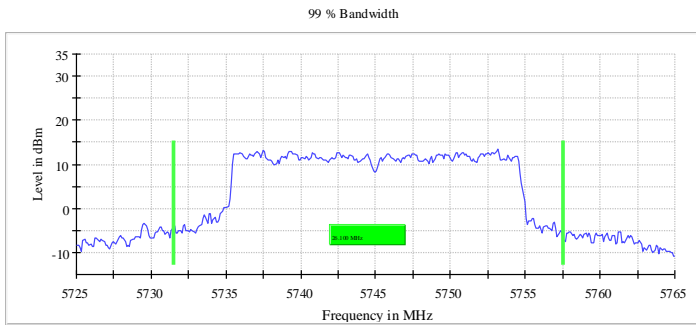
Customized settings.

99 % Bandwidth

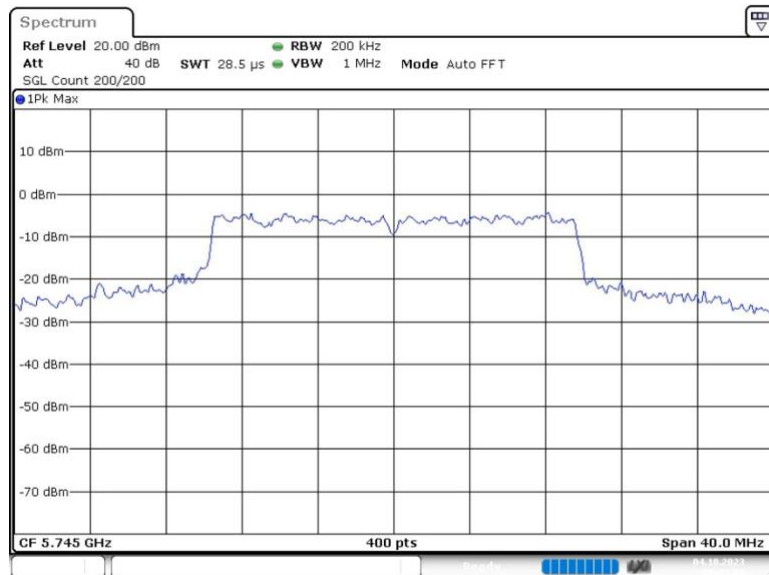
DUT Frequency (MHz)	Bandwidth (MHz)	Limit Min (MHz)	Limit Max (MHz)	Band Edge Left (MHz)	Band Edge Right (MHz)
5745.000000	26.100000	---	---	5731.450000	5757.550000

(continuation of the "99 % Bandwidth" table from column 6 ...)

DUT Frequency (MHz)	Result
5745.000000	PASS



Bandwidth



Date: 4.OCT.2023 00:42:38

Measurement

Setting	Instrument Value	Target Value
Start Frequency	5.72500 GHz	5.72500 GHz
Stop Frequency	5.76500 GHz	5.76500 GHz
Span	40.000 MHz	40.000 MHz
RBW	200.000 kHz	>= 200.000 kHz
VBW	1.000 MHz	>= 600.000 kHz
SweepPoints	400	~ 400
SweepTime	28.477 μ s	AUTO
Reference Level	20.000 dBm	20.000 dBm
Attenuation	40.000 dB	AUTO
Detector	MaxPeak	MaxPeak
SweepCount	200	200
Filter	3 dB	3 dB
Trace Mode	Max Hold	Max Hold
SweepType	FFT	AUTO
Preamp	off	off

Tx Spurious Emission (5745 MHz; 24.000 dBm; 20 MHz)

Customized settings.

Result

DUT Frequency (MHz)	Result
5745.000000	PASS

Final measurements

Frequency (MHz)	Level Pre Measurement (dBm)	level (dBm)	Limit (dBm)	Margin (dB)	Result
---	---	---	---	---	---

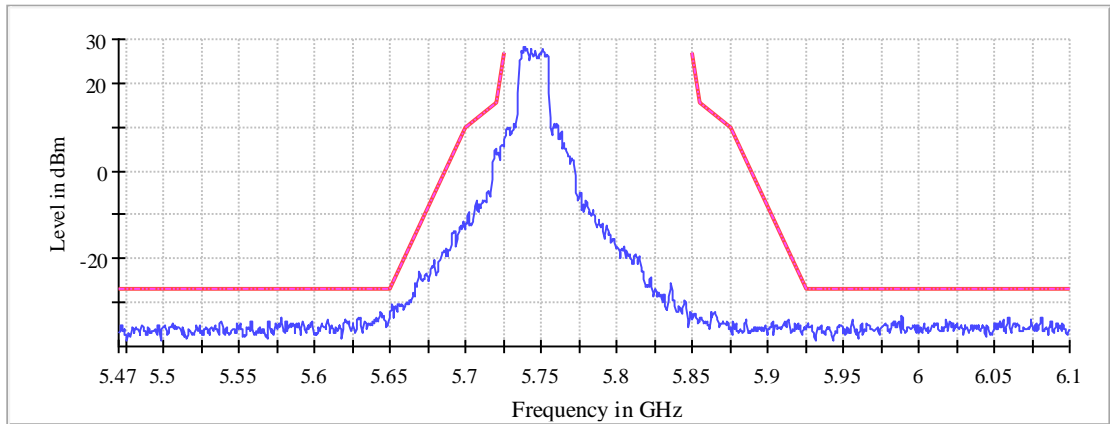
Pre Measurements

Frequency (MHz)	Level (dBm)	Margin (dB)	Limit (dBm)
5651.250000	-30.5	4.5	-26.1
5649.750000	-32.2	5.2	-27.0
5650.750000	-31.7	5.2	-26.4
5643.750000	-32.3	5.3	-27.0
5650.250000	-32.1	5.3	-26.8
5651.750000	-31.2	5.5	-25.7
5644.250000	-32.7	5.7	-27.0
5643.250000	-32.7	5.7	-27.0
5645.750000	-33.0	6.0	-27.0
5645.250000	-33.0	6.0	-27.0
5642.750000	-33.1	6.1	-27.0
5988.750000	-33.2	6.2	-27.0
5653.250000	-30.9	6.3	-24.6
5641.250000	-33.3	6.3	-27.0
5989.250000	-33.4	6.4	-27.0

Measurement Settings

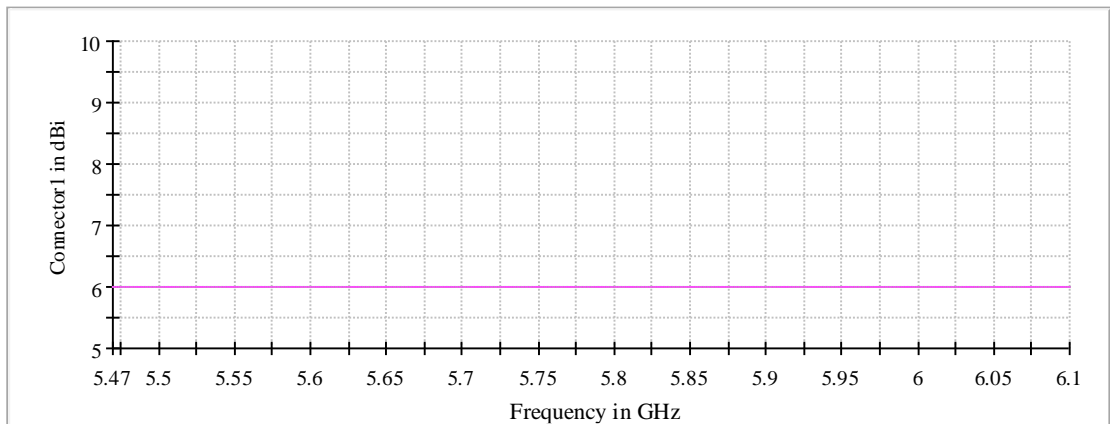
Start Frequency (MHz)	Stop Frequency (MHz)	Pre Measurement	Final Measurement
5470.000000	6100.000000	2	2

Spurious

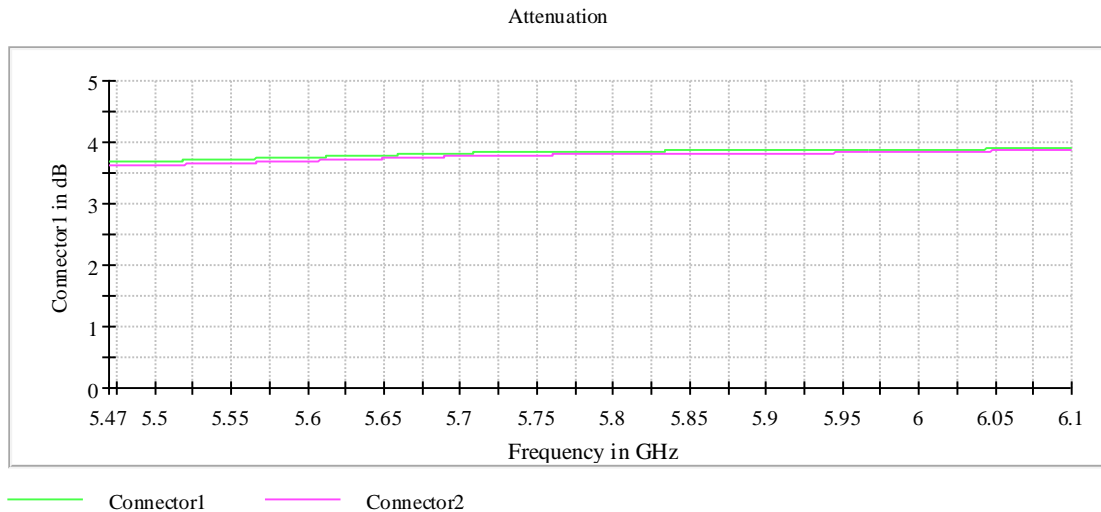


— Limit - - - - Threshold × Critical × Final Critical — Sum Level

Gain



— Connector1 — Connector2



Pre Measurement 2

Setting	Instrument Value	Target Value
RBW	1.000 MHz	<= 1.000 MHz
VBW	3.000 MHz	>= 3.000 MHz
SweepPoints	1260	~ 1260
SweepTime	85.781 μ s	AUTO
Reference Level	20.000 dBm	AUTO
Attenuation	30.000 dB	20.000 dB
Detector	MaxPeak	MaxPeak
SweepCount	30	30
Filter	3 dB	3 dB
Trace Mode	Max Hold	Max Hold
SweepType	FFT	AUTO
Preamp	off	off

Emission Bandwidth 26 dB (5775 MHz; 24.000 dBm; 20 MHz)

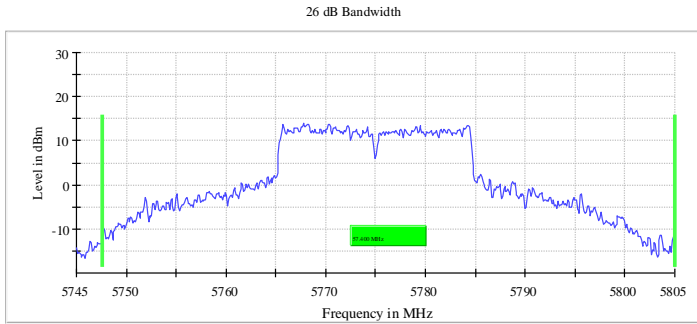
Customized settings.

26 dB Bandwidth

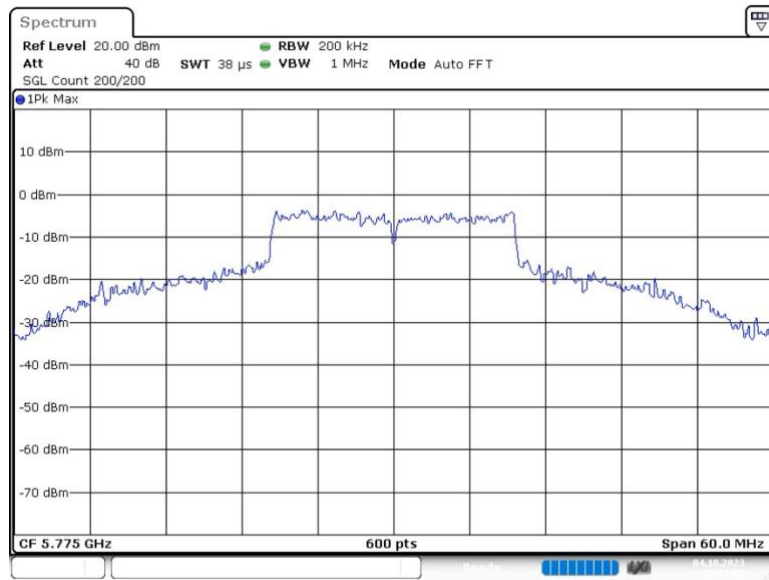
DUT Frequency (MHz)	Bandwidth (MHz)	Limit Min (MHz)	Limit Max (MHz)	Band Edge Left (MHz)	Band Edge Right (MHz)
5775.000000	57.400000	---	---	5747.550000	5804.950000

(continuation of the "26 dB Bandwidth" table from column 6 ...)

DUT Frequency (MHz)	Max Level (dBm)	Result
5775.000000	13.9	PASS



Bandwidth



Date: 4.OCT.2023 00:53:36

Minimum Emission Bandwidth 6 dB (5775 MHz; 24.000 dBm; 20 MHz)

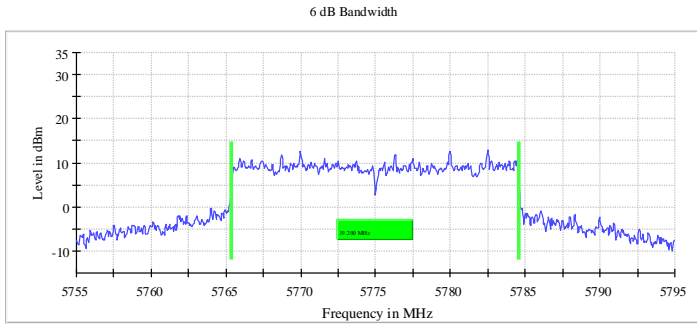
Customized settings.

6 dB Bandwidth

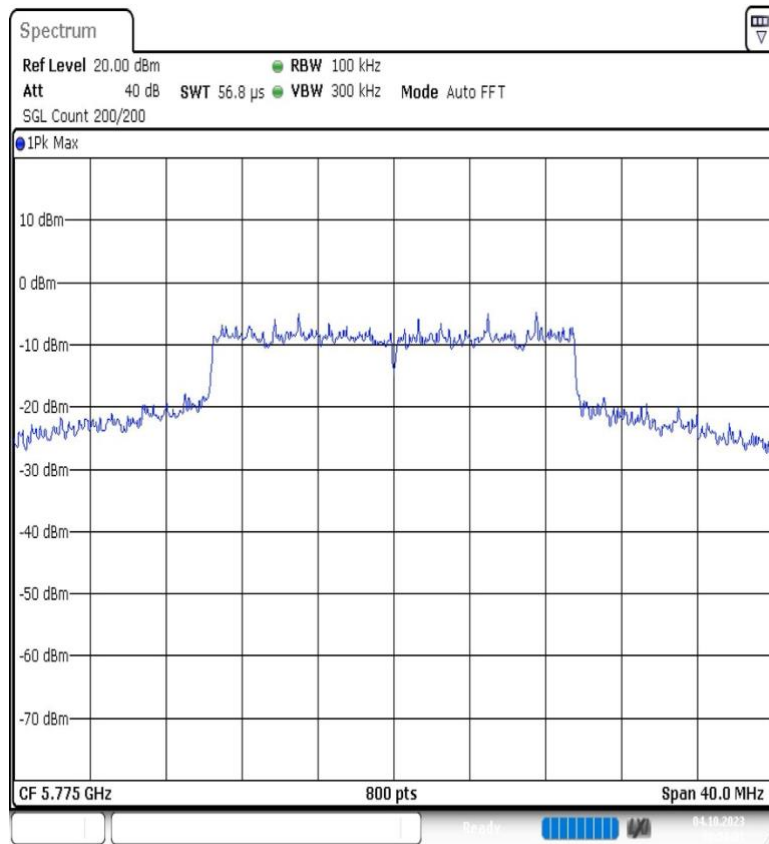
DUT Frequency (MHz)	Bandwidth (MHz)	Limit Min (MHz)	Limit Max (MHz)	Band Edge Left (MHz)	Band Edge Right (MHz)
5775.000000	19.200000	0.500000	---	5765.375000	5784.575000

(continuation of the "6 dB Bandwidth" table from column 6 ...)

DUT Frequency (MHz)	Max Level (dBm)	Result
5775.000000	12.8	PASS



Bandwidth



Date: 4.OCT.2023 00:54:31

Occupied Channel Bandwidth 99% (5775 MHz; 24.000 dBm; 20 MHz)

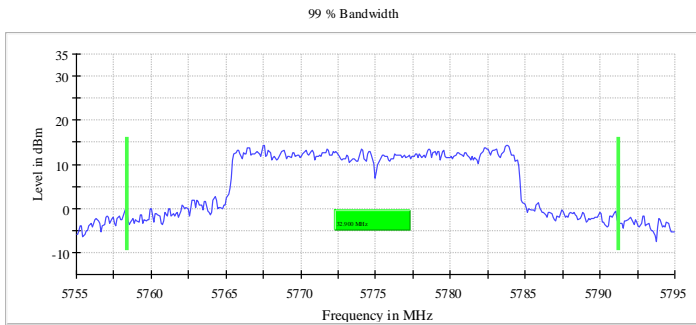
Customized settings.

99 % Bandwidth

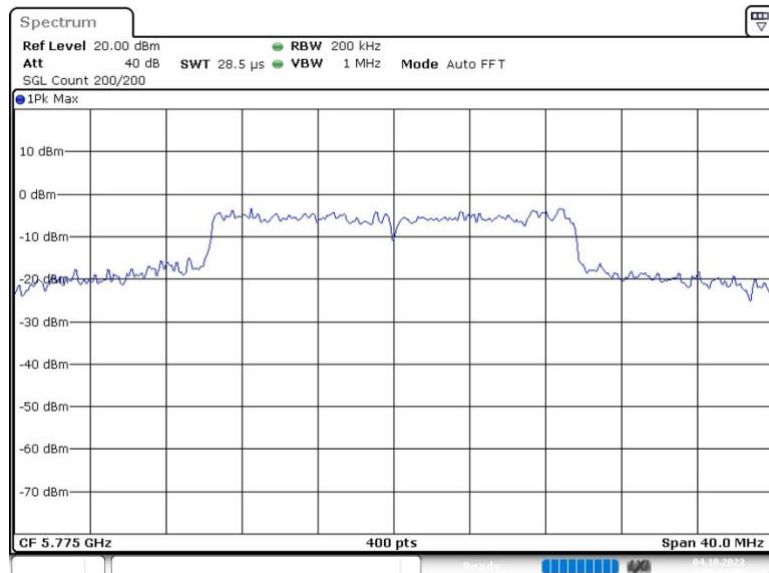
DUT Frequency (MHz)	Bandwidth (MHz)	Limit Min (MHz)	Limit Max (MHz)	Band Edge Left (MHz)	Band Edge Right (MHz)
5775.000000	32.900000	---	---	5758.350000	5791.250000

(continuation of the "99 % Bandwidth" table from column 6 ...)

DUT Frequency (MHz)	Result
5775.000000	PASS



Bandwidth



Date: 4.OCT.2023 00:54:39

Tx Spurious Emission (5775 MHz; 24.000 dBm; 20 MHz)

Customized settings.

Result

DUT Frequency (MHz)	Result
5775.000000	PASS

Final measurements

Frequency (MHz)	Level Pre Measurement (dBm)	level (dBm)	Limit (dBm)	Margin (dB)	Result
---	---	---	---	---	---

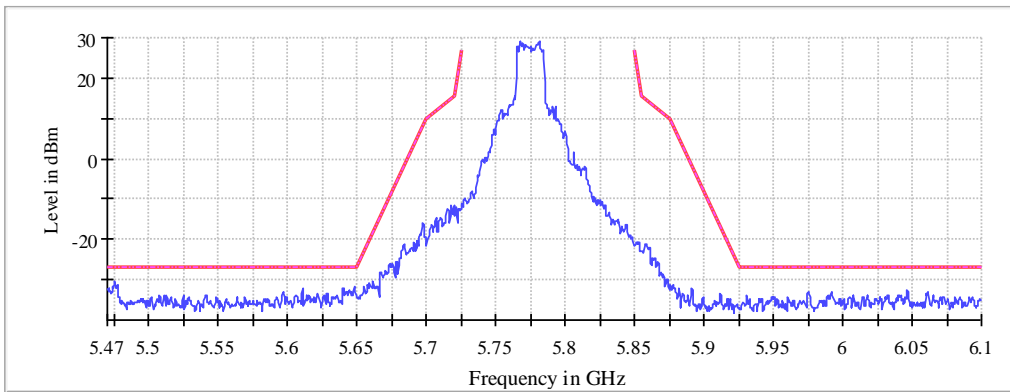
Pre Measurements

Frequency (MHz)	Level (dBm)	Margin (dB)	Limit (dBm)
5475.750000	-30.3	3.3	-27.0
5475.250000	-30.3	3.3	-27.0
5477.250000	-31.2	4.2	-27.0
5474.750000	-31.3	4.3	-27.0
5647.750000	-31.5	4.5	-27.0
5476.750000	-31.7	4.7	-27.0
5473.750000	-31.8	4.8	-27.0
5648.250000	-31.8	4.8	-27.0
5639.750000	-32.0	5.0	-27.0
5474.250000	-32.0	5.0	-27.0
5476.250000	-32.1	5.1	-27.0
5640.250000	-32.1	5.1	-27.0
5610.750000	-32.2	5.2	-27.0
5470.250000	-32.3	5.3	-27.0
5470.000000	-32.3	5.3	-27.0

Measurement Settings

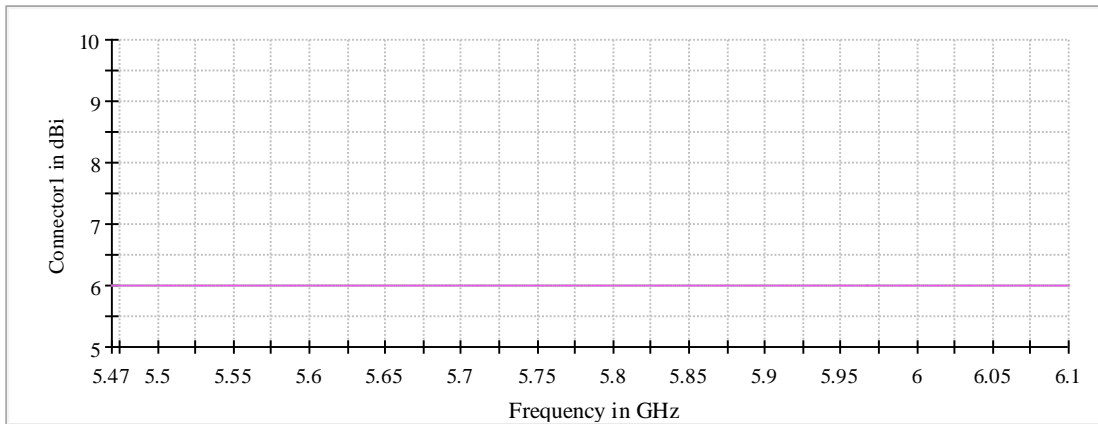
Start Frequency (MHz)	Stop Frequency (MHz)	Pre Measurement	Final Measurement
5470.000000	6100.000000	2	2

Spurious



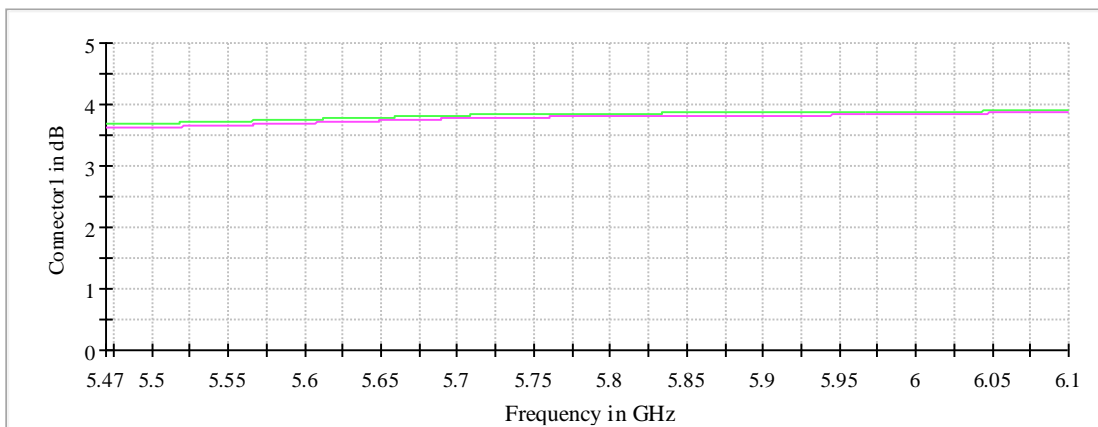
— Limit - - - - Threshold × Critical × Final Critical — Sum Level

Gain



— Connector1 — Connector2

Attenuation



— Connector1 — Connector2

Emission Bandwidth 26 dB (5825 MHz; 24.000 dBm; 20 MHz)

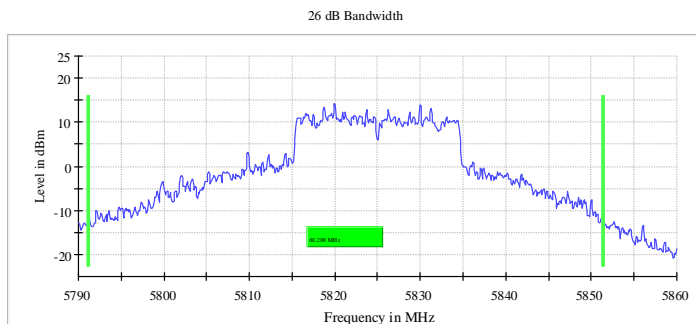
Customized settings.

26 dB Bandwidth

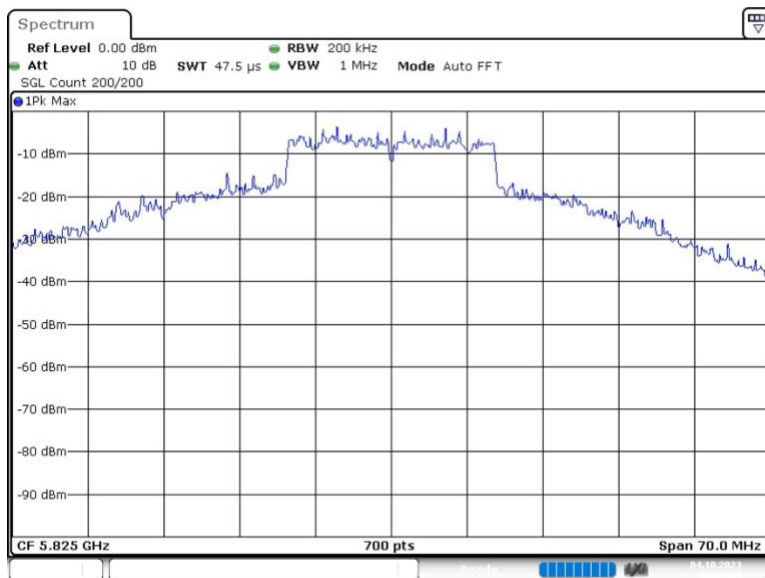
DUT Frequency (MHz)	Bandwidth (MHz)	Limit Min (MHz)	Limit Max (MHz)	Band Edge Left (MHz)	Band Edge Right (MHz)
5825.000000	60.200000	---	---	5791.150000	5851.350000

(continuation of the "26 dB Bandwidth" table from column 6 ...)

DUT Frequency (MHz)	Max Level (dBm)	Result
5825.000000	14.1	PASS



Bandwidth



Date: 4.OCT.2023 01:02:04

Minimum Emission Bandwidth 6 dB (5825 MHz; 24.000 dBm; 20 MHz)

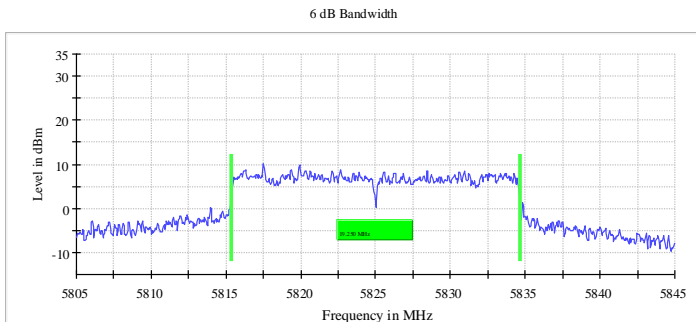
Customized settings.

6 dB Bandwidth

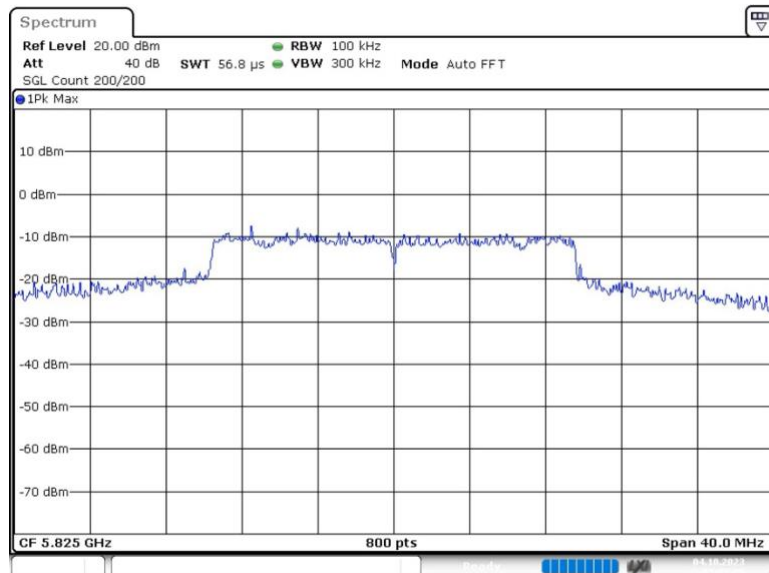
DUT Frequency (MHz)	Bandwidth (MHz)	Limit Min (MHz)	Limit Max (MHz)	Band Edge Left (MHz)	Band Edge Right (MHz)
5825.000000	19.250000	0.500000	---	5815.375000	5834.625000

(continuation of the "6 dB Bandwidth" table from column 6 ...)

DUT Frequency (MHz)	Max Level (dBm)	Result
5825.000000	10.3	PASS



Bandwidth



Date: 4.OCT.2023 01:03:00

Occupied Channel Bandwidth 99% (5825 MHz; 24.000 dBm; 20 MHz)

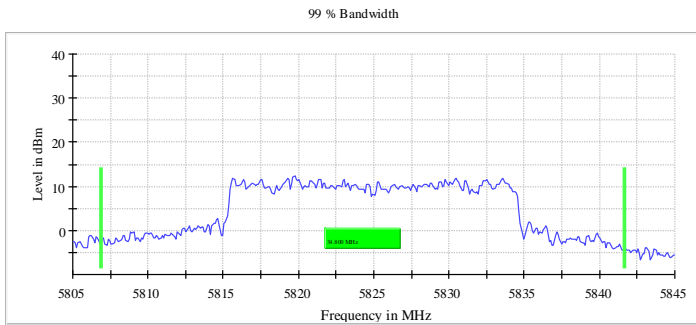
Customized settings.

99 % Bandwidth

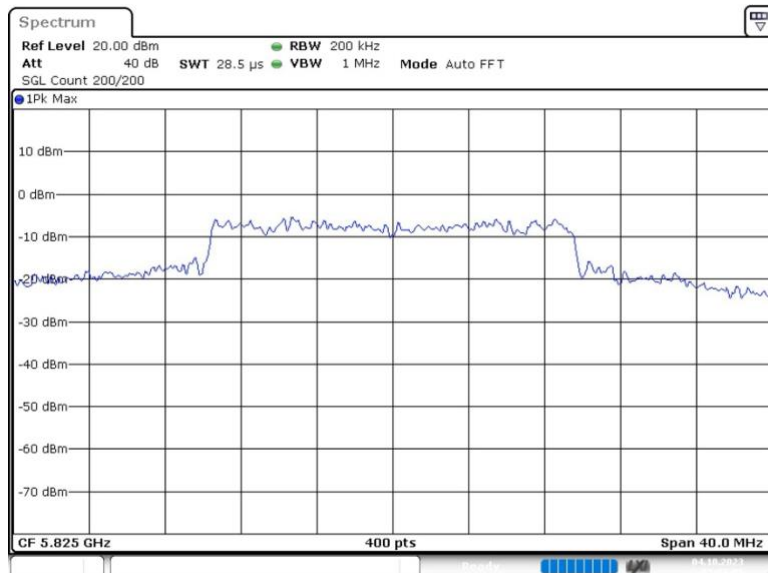
DUT Frequency (MHz)	Bandwidth (MHz)	Limit Min (MHz)	Limit Max (MHz)	Band Edge Left (MHz)	Band Edge Right (MHz)
5825.000000	34.800000	---	---	5806.850000	5841.650000

(continuation of the "99 % Bandwidth" table from column 6 ...)

DUT Frequency (MHz)	Result
5825.000000	PASS



Bandwidth



Date: 4.OCT.2023 01:03:08

Tx Spurious Emission (5825 MHz; 24.000 dBm; 20 MHz)

Customized settings.

Result

DUT Frequency (MHz)	Result
5825.000000	PASS

Final measurements

Frequency (MHz)	Level Pre Measurement (dBm)	level (dBm)	Limit (dBm)	Margin (dB)	Result
---	---	---	---	---	---

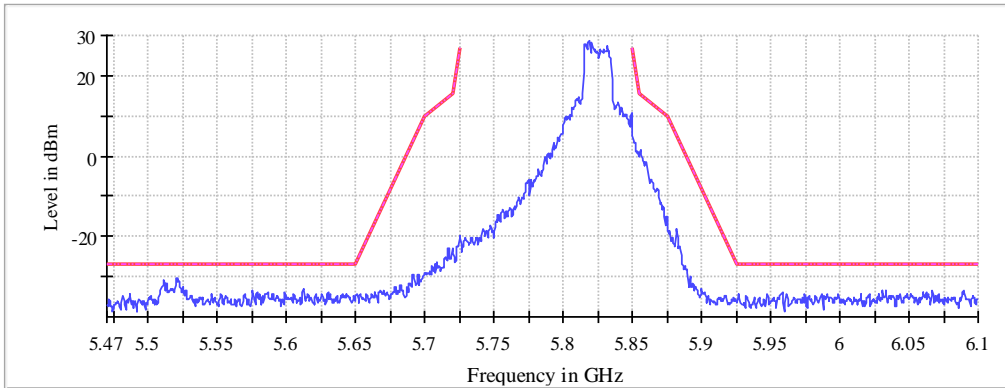
Pre Measurements

Frequency (MHz)	Level (dBm)	Margin (dB)	Limit (dBm)
5520.250000	-30.3	3.3	-27.0
5520.750000	-30.6	3.6	-27.0
5511.250000	-30.8	3.8	-27.0
5521.750000	-30.9	3.9	-27.0
5521.250000	-31.1	4.1	-27.0
5522.250000	-31.2	4.2	-27.0
5513.250000	-31.5	4.5	-27.0
5512.750000	-31.8	4.8	-27.0
5510.750000	-31.9	4.9	-27.0
5513.750000	-32.0	5.0	-27.0
5511.750000	-32.2	5.2	-27.0
5519.750000	-32.2	5.2	-27.0
5509.750000	-32.4	5.4	-27.0
5522.750000	-32.6	5.6	-27.0
5509.250000	-32.7	5.7	-27.0

Measurement Settings

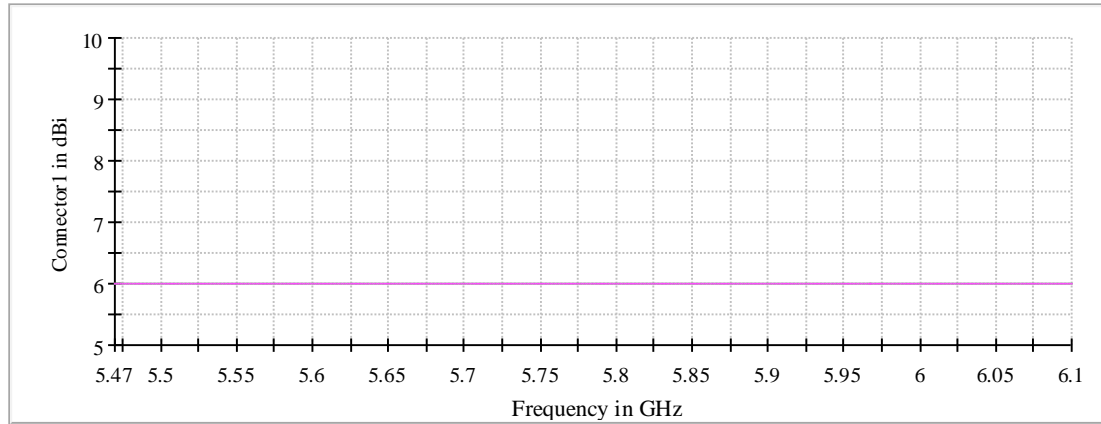
Start Frequency (MHz)	Stop Frequency (MHz)	Pre Measurement	Final Measurement
5470.000000	6100.000000	2	2

Spurious



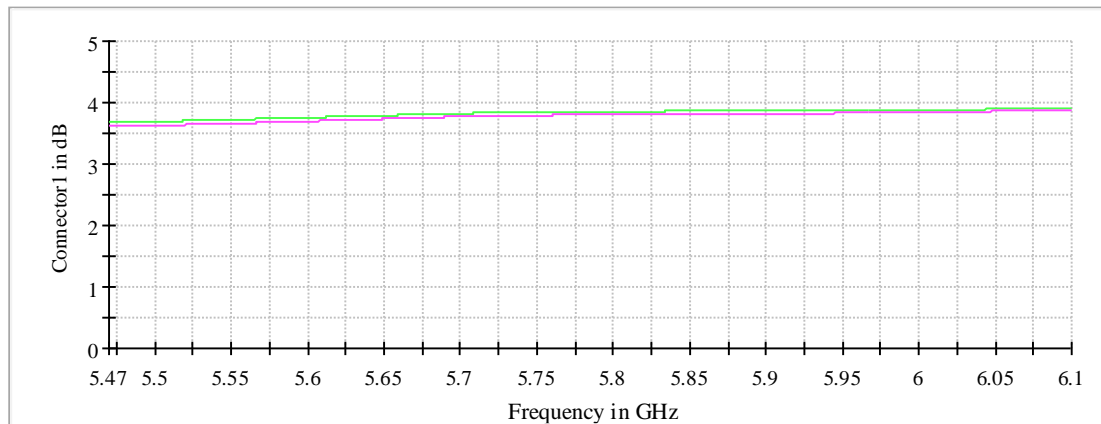
— Limit - - - - Threshold × Critical × Final Critical — Sum Level

Gain



— Connector1 — Connector2

Attenuation



— Connector1 — Connector2

Emission Bandwidth 26 dB (5755 MHz; 24.000 dBm; 40 MHz)

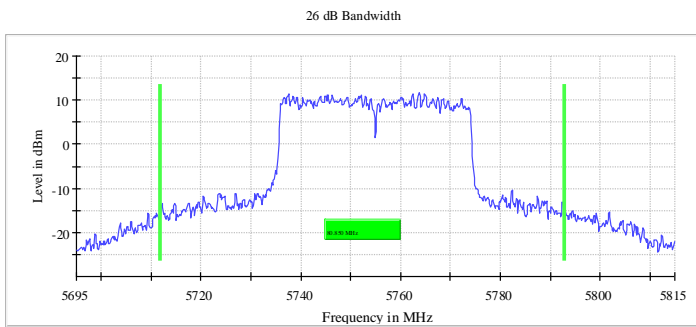
Customized settings.

26 dB Bandwidth

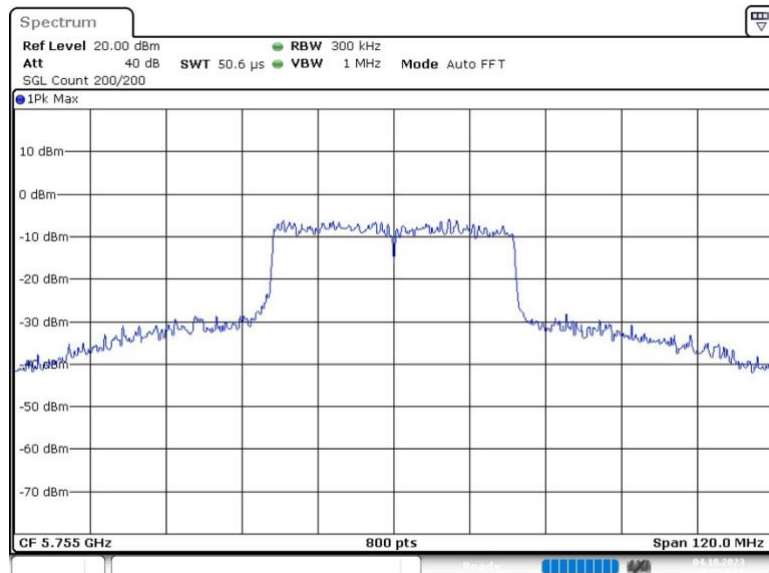
DUT Frequency (MHz)	Bandwidth (MHz)	Limit Min (MHz)	Limit Max (MHz)	Band Edge Left (MHz)	Band Edge Right (MHz)
5755.000000	80.850000	---	---	5711.875000	5792.725000

(continuation of the "26 dB Bandwidth" table from column 6 ...)

DUT Frequency (MHz)	Max Level (dBm)	Result
5755.000000	11.6	PASS



Bandwidth



Date: 4.OCT.2023 01:24:13

Minimum Emission Bandwidth 6 dB (5755 MHz; 24.000 dBm; 40 MHz)

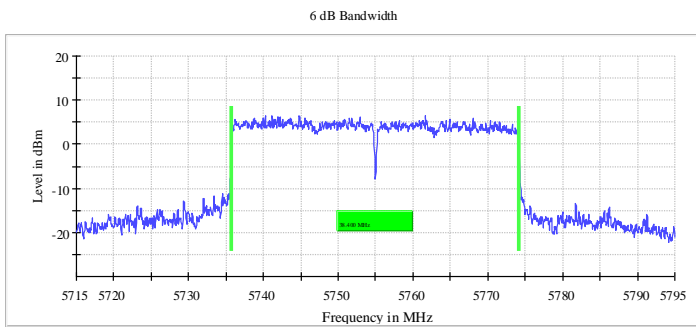
Customized settings.

6 dB Bandwidth

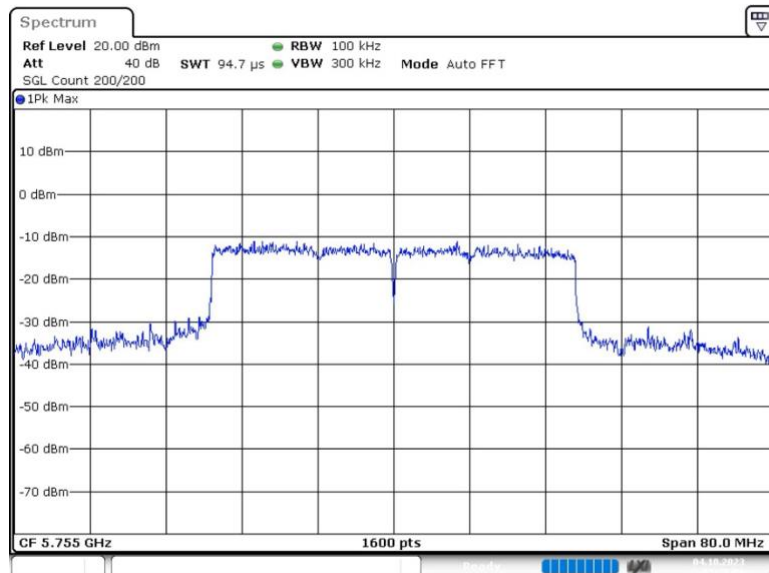
DUT Frequency (MHz)	Bandwidth (MHz)	Limit Min (MHz)	Limit Max (MHz)	Band Edge Left (MHz)	Band Edge Right (MHz)
5755.000000	38.400000	0.500000	---	5735.775000	5774.175000

(continuation of the "6 dB Bandwidth" table from column 6 ...)

DUT Frequency (MHz)	Max Level (dBm)	Result
5755.000000	6.5	PASS



Bandwidth



Date: 4.OCT.2023 01:25:07

Occupied Channel Bandwidth 99% (5755 MHz; 24.000 dBm; 40 MHz)

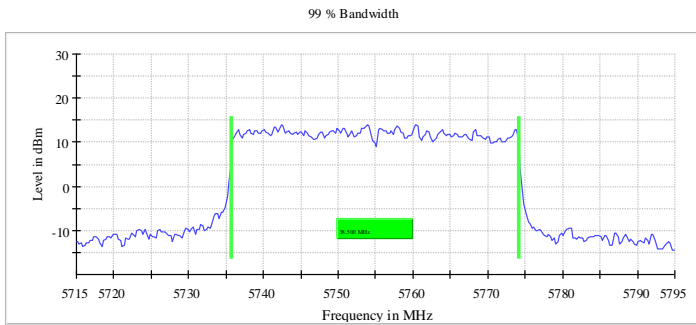
Customized settings.

99 % Bandwidth

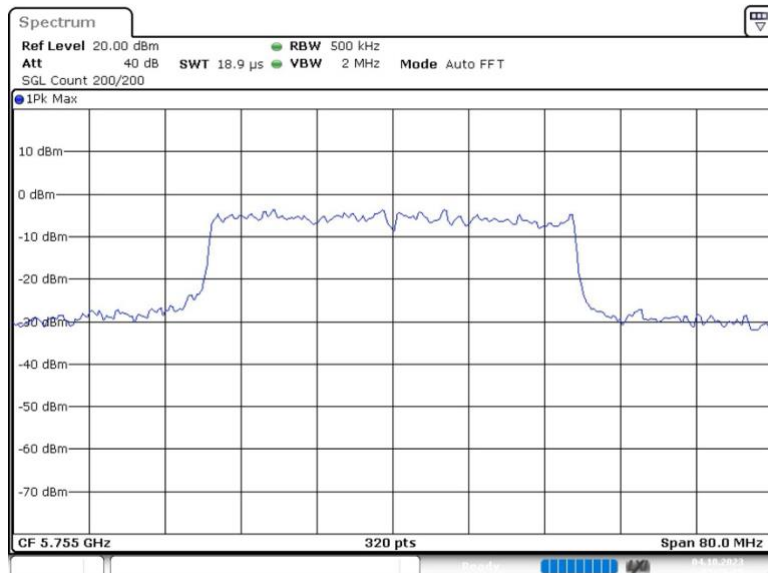
DUT Frequency (MHz)	Bandwidth (MHz)	Limit Min (MHz)	Limit Max (MHz)	Band Edge Left (MHz)	Band Edge Right (MHz)
5755.000000	38.500000	---	---	5735.625000	5774.125000

(continuation of the "99 % Bandwidth" table from column 6 ...)

DUT Frequency (MHz)	Result
5755.000000	PASS



Bandwidth



Date: 4.OCT.2023 01:25:16

Tx Spurious Emission (5755 MHz; 24.000 dBm; 40 MHz)

Customized settings.

Result

DUT Frequency (MHz)	Result
5755.000000	PASS

Final measurements

Frequency (MHz)	Level Pre Measurement (dBm)	level (dBm)	Limit (dBm)	Margin (dB)	Result
---	---	---	---	---	---

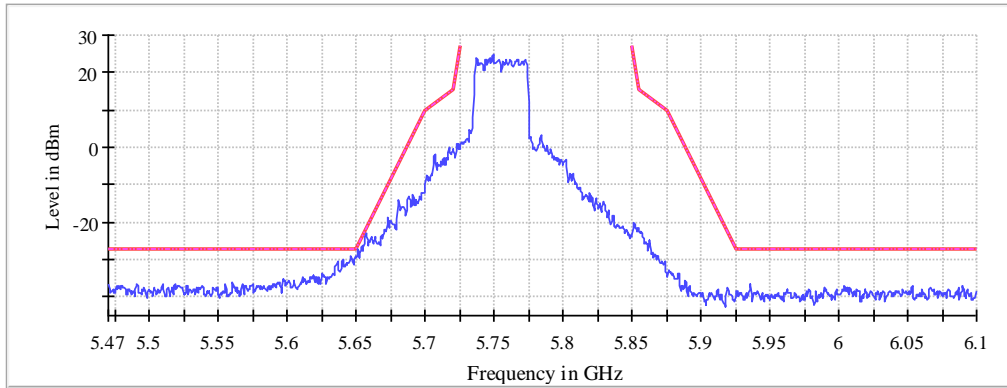
Pre Measurements

Frequency (MHz)	Level (dBm)	Margin (dB)	Limit (dBm)
5656.750000	-22.8	0.8	-22.0
5657.250000	-22.9	1.2	-21.6
5651.250000	-27.4	1.3	-26.1
5656.250000	-24.0	1.7	-22.4
5645.750000	-29.0	2.0	-27.0
5649.750000	-29.2	2.2	-27.0
5646.250000	-29.2	2.2	-27.0
5649.250000	-29.2	2.2	-27.0
5651.750000	-28.0	2.3	-25.7
5653.750000	-26.5	2.3	-24.2
5654.250000	-26.5	2.6	-23.9
5657.750000	-24.0	2.8	-21.3
5650.750000	-29.3	2.8	-26.4
5650.250000	-29.7	2.9	-26.8
5645.250000	-29.9	2.9	-27.0

Measurement Settings

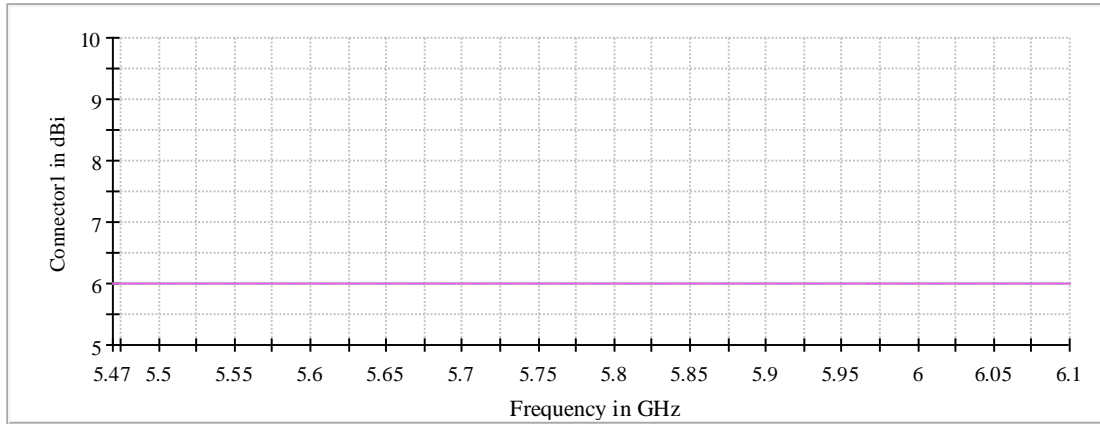
Start Frequency (MHz)	Stop Frequency (MHz)	Pre Measurement	Final Measurement
5470.000000	6100.000000	2	2

Spurious



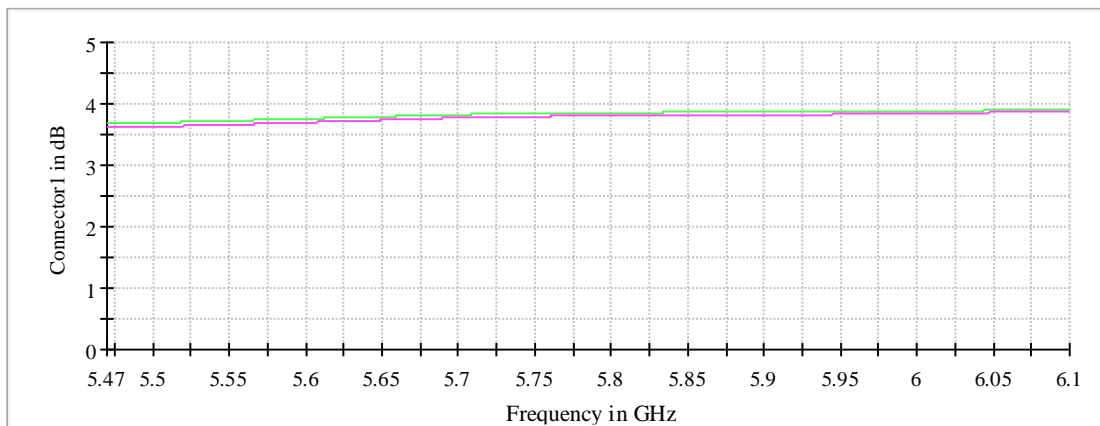
— Limit - - - - Threshold × Critical × Final Critical — Sum Level

Gain



— Connector1 — Connector2

Attenuation



— Connector1 — Connector2

Emission Bandwidth 26 dB (5775 MHz; 24.000 dBm; 40 MHz)

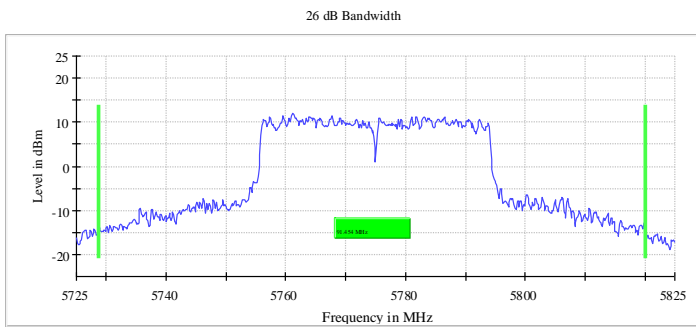
Customized settings.

26 dB Bandwidth

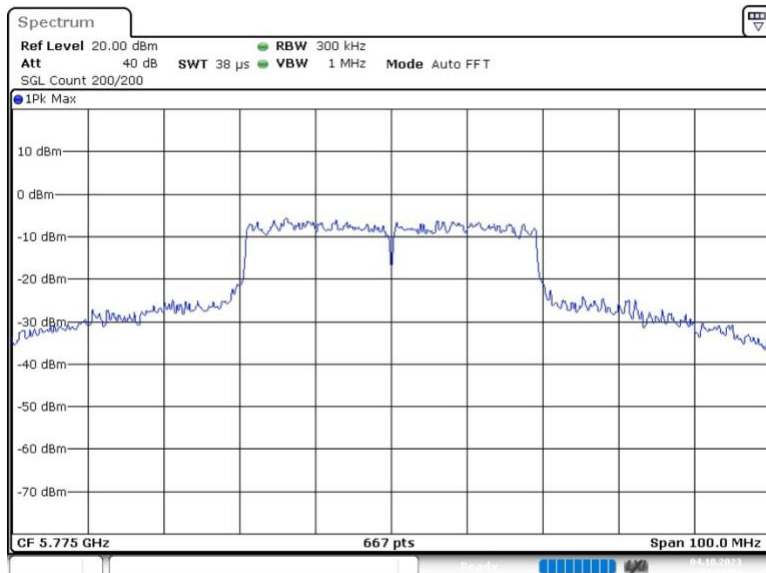
DUT Frequency (MHz)	Bandwidth (MHz)	Limit Min (MHz)	Limit Max (MHz)	Band Edge Left (MHz)	Band Edge Right (MHz)
5775.000000	91.454273	---	---	5728.673163	5820.127436

(continuation of the "26 dB Bandwidth" table from column 6 ...)

DUT Frequency (MHz)	Max Level (dBm)	Result
5775.000000	11.9	PASS



Bandwidth



Date: 4.OCT.2023 01:49:35

Minimum Emission Bandwidth 6 dB (5775 MHz; 24.000 dBm; 40 MHz)

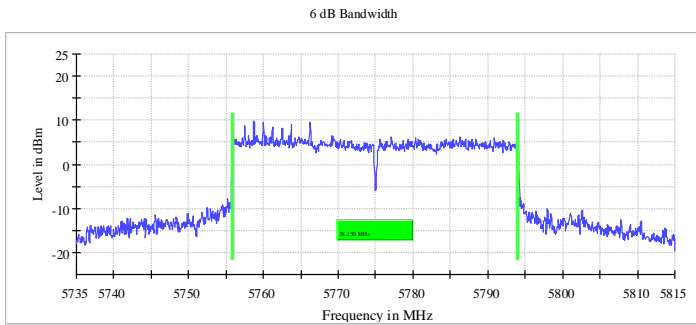
Customized settings.

6 dB Bandwidth

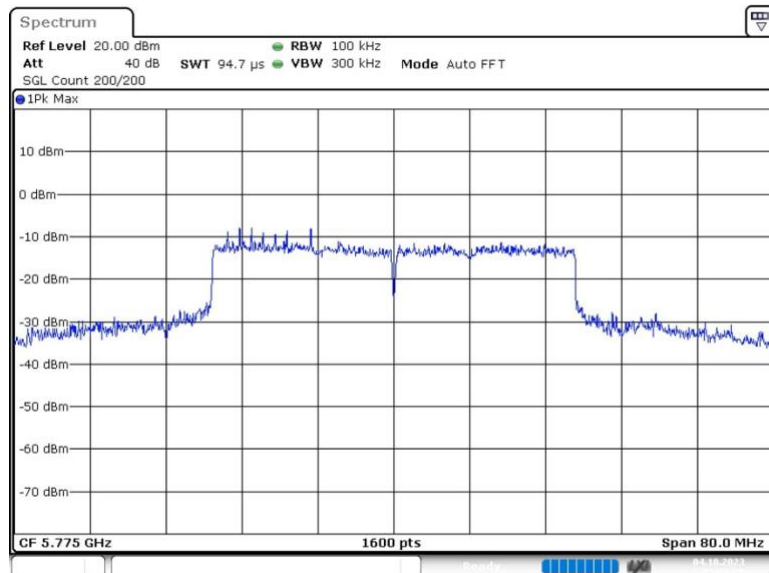
DUT Frequency (MHz)	Bandwidth (MHz)	Limit Min (MHz)	Limit Max (MHz)	Band Edge Left (MHz)	Band Edge Right (MHz)
5775.000000	38.150000	0.500000	---	5755.875000	5794.025000

(continuation of the "6 dB Bandwidth" table from column 6 ...)

DUT Frequency (MHz)	Max Level (dBm)	Result
5775.000000	9.7	PASS



Bandwidth



Date: 4.OCT.2023 01:50:32

Occupied Channel Bandwidth 99% (5775 MHz; 24.000 dBm; 40 MHz)

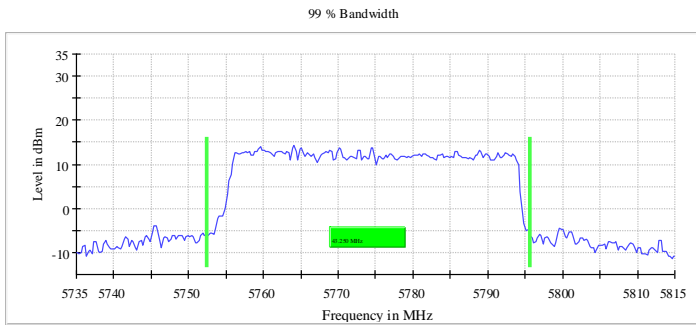
Customized settings.

99 % Bandwidth

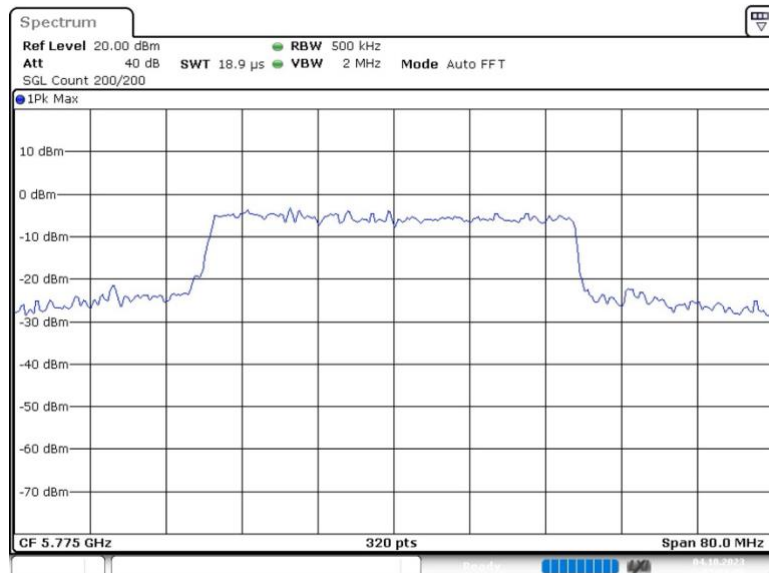
DUT Frequency (MHz)	Bandwidth (MHz)	Limit Min (MHz)	Limit Max (MHz)	Band Edge Left (MHz)	Band Edge Right (MHz)
5775.000000	43.250000	---	---	5752.375000	5795.625000

(continuation of the "99 % Bandwidth" table from column 6 ...)

DUT Frequency (MHz)	Result
5775.000000	PASS



Bandwidth



Date: 4.OCT.2023 01:50:41

Tx Spurious Emission (5775 MHz; 24.000 dBm; 40 MHz)

Customized settings.

Result

DUT Frequency (MHz)	Result
5775.000000	PASS

Final measurements

Frequency (MHz)	Level Pre Measurement (dBm)	level (dBm)	Limit (dBm)	Margin (dB)	Result
---	---	---	---	---	---

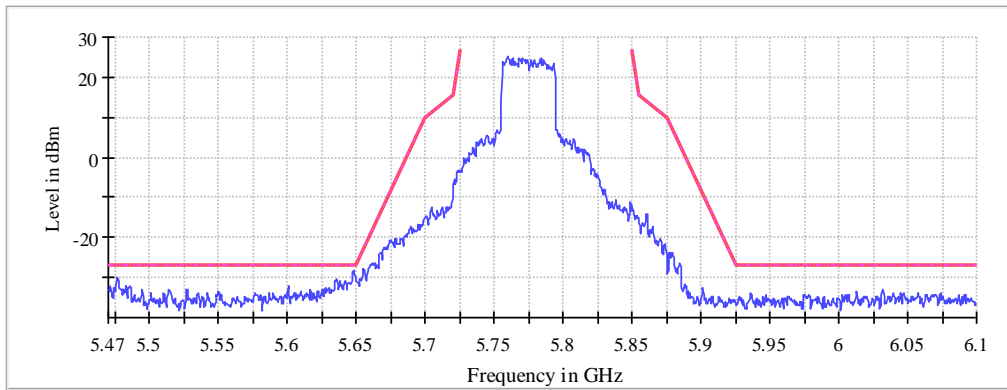
Pre Measurements

Frequency (MHz)	Level (dBm)	Margin (dB)	Limit (dBm)
5647.750000	-28.3	1.3	-27.0
5648.250000	-28.5	1.5	-27.0
5647.250000	-28.7	1.7	-27.0
5648.750000	-28.9	1.9	-27.0
5649.250000	-29.9	2.9	-27.0
5476.750000	-30.0	3.0	-27.0
5476.250000	-30.5	3.5	-27.0
5649.750000	-30.5	3.5	-27.0
5635.750000	-30.5	3.5	-27.0
5635.250000	-30.6	3.6	-27.0
5646.750000	-30.7	3.7	-27.0
5634.750000	-30.7	3.7	-27.0
5477.250000	-30.7	3.7	-27.0
5642.250000	-31.0	4.0	-27.0
5637.750000	-31.0	4.0	-27.0

Measurement Settings

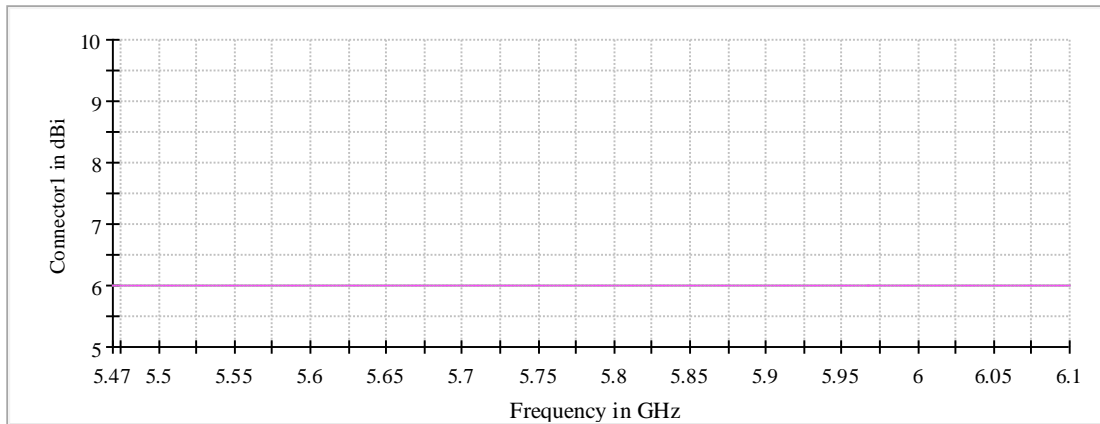
Start Frequency (MHz)	Stop Frequency (MHz)	Pre Measurement	Final Measurement
5470.000000	6100.000000	2	2

Spurious



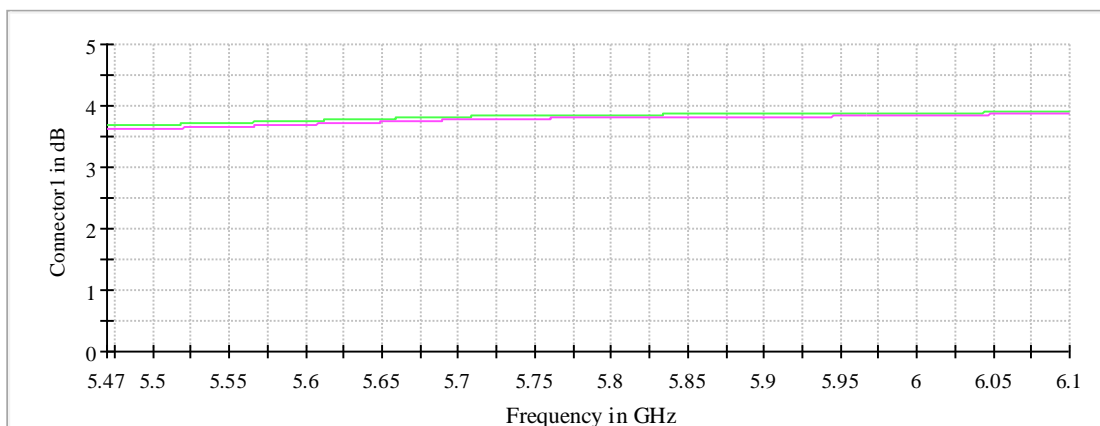
— Limit - - - Threshold × Critical × Final Critical — Sum Level

Gain



— Connector1 — Connector2

Attenuation



— Connector1 — Connector2

Emission Bandwidth 26 dB (5795 MHz; 24.000 dBm; 40 MHz)

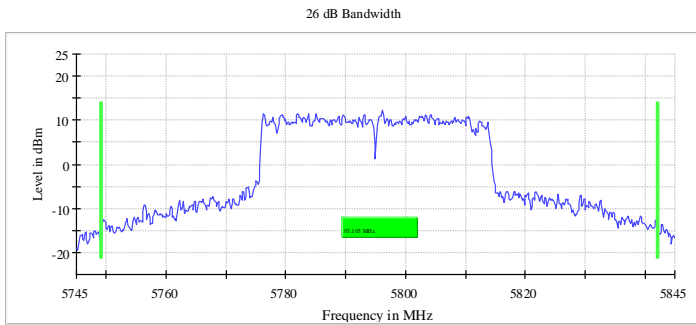
Customized settings.

26 dB Bandwidth

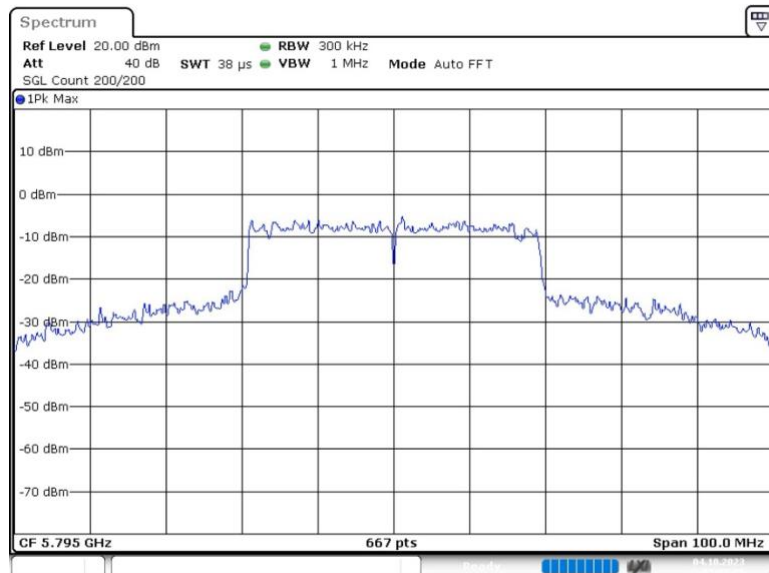
DUT Frequency (MHz)	Bandwidth (MHz)	Limit Min (MHz)	Limit Max (MHz)	Band Edge Left (MHz)	Band Edge Right (MHz)
5795.000000	93.103448	---	---	5749.122939	5842.226387

(continuation of the "26 dB Bandwidth" table from column 6 ...)

DUT Frequency (MHz)	Max Level (dBm)	Result
5795.000000	12.3	PASS



Bandwidth



Date: 4.OCT.2023 01:52:59

Minimum Emission Bandwidth 6 dB (5795 MHz; 24.000 dBm; 40 MHz)

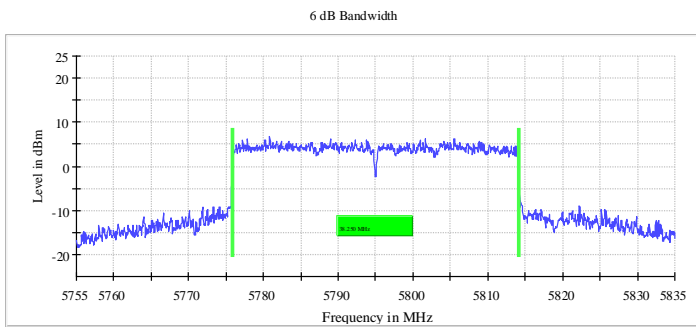
Customized settings.

6 dB Bandwidth

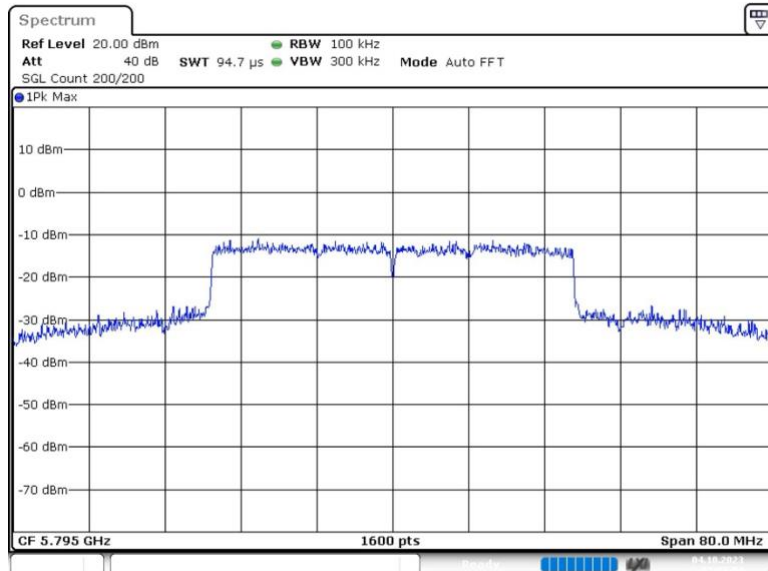
DUT Frequency (MHz)	Bandwidth (MHz)	Limit Min (MHz)	Limit Max (MHz)	Band Edge Left (MHz)	Band Edge Right (MHz)
5795.000000	38.250000	0.500000	---	5775.875000	5814.125000

(continuation of the "6 dB Bandwidth" table from column 6 ...)

DUT Frequency (MHz)	Max Level (dBm)	Result
5795.000000	6.8	PASS



Bandwidth



Date: 4.OCT.2023 01:53:55

Occupied Channel Bandwidth 99% (5795 MHz; 24.000 dBm; 40 MHz)

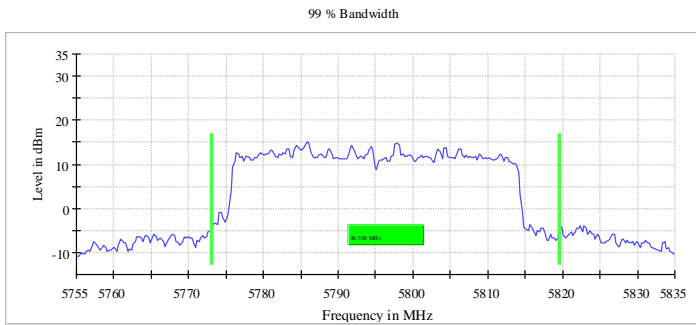
Customized settings.

99 % Bandwidth

DUT Frequency (MHz)	Bandwidth (MHz)	Limit Min (MHz)	Limit Max (MHz)	Band Edge Left (MHz)	Band Edge Right (MHz)
5795.000000	46.500000	---	---	5773.125000	5819.625000

(continuation of the "99 % Bandwidth" table from column 6 ...)

DUT Frequency (MHz)	Result
5795.000000	PASS



Bandwidth



Date: 4.OCT.2023 01:54:05

Tx Spurious Emission (5795 MHz; 24.000 dBm; 40 MHz)

Customized settings.

Result

DUT Frequency (MHz)	Result
5795.000000	PASS

Final measurements

Frequency (MHz)	Level Pre Measurement (dBm)	level (dBm)	Limit (dBm)	Margin (dB)	Result
---	---	---	---	---	---

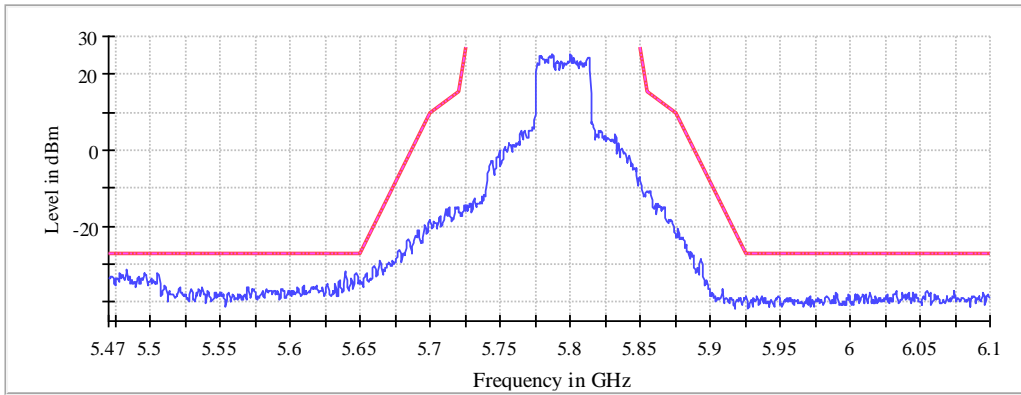
Pre Measurements

Frequency (MHz)	Level (dBm)	Margin (dB)	Limit (dBm)
5482.750000	-31.4	4.4	-27.0
5483.250000	-31.5	4.5	-27.0
5638.750000	-32.0	5.0	-27.0
5639.250000	-32.1	5.1	-27.0
5647.250000	-32.2	5.2	-27.0
5646.750000	-32.4	5.4	-27.0
5495.750000	-32.4	5.4	-27.0
5505.250000	-32.4	5.4	-27.0
5482.250000	-32.4	5.4	-27.0
5478.250000	-32.5	5.5	-27.0
5480.250000	-32.6	5.6	-27.0
5505.750000	-32.6	5.6	-27.0
5478.750000	-32.6	5.6	-27.0
5496.250000	-32.7	5.7	-27.0
5495.250000	-32.7	5.7	-27.0

Measurement Settings

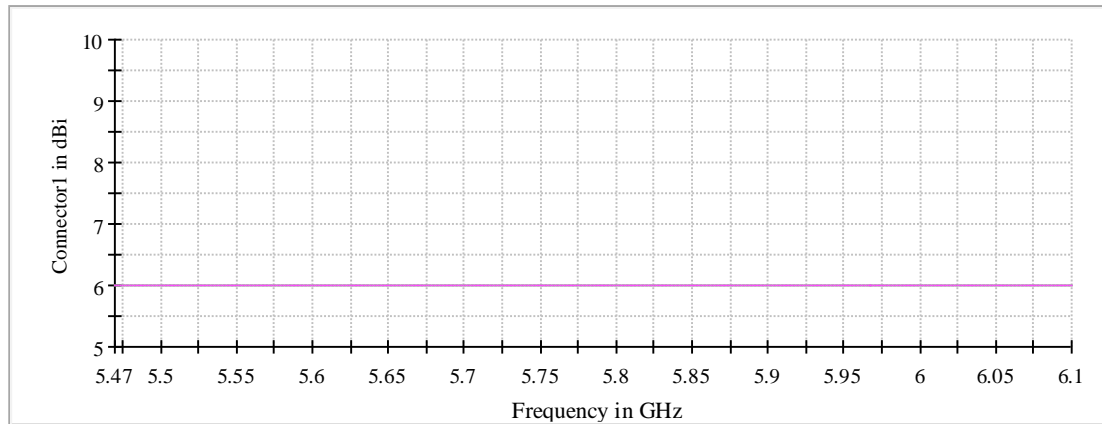
Start Frequency (MHz)	Stop Frequency (MHz)	Pre Measurement	Final Measurement
5470.000000	6100.000000	2	2

Spurious



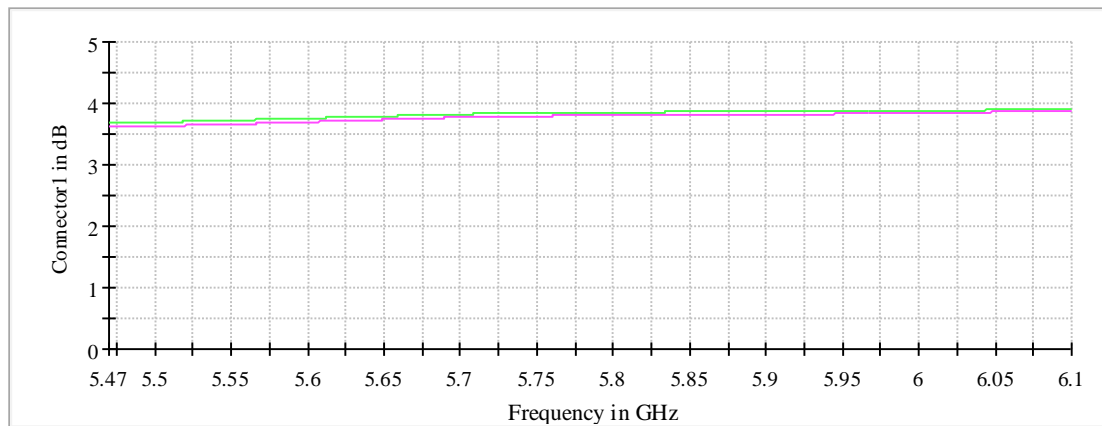
— Limit - - - - Threshold × Critical × Final Critical — Sum Level

Gain



— Connector1 — Connector2

Attenuation



— Connector1 — Connector2

Emission Bandwidth 26 dB (5775 MHz; 24.000 dBm; 80 MHz)

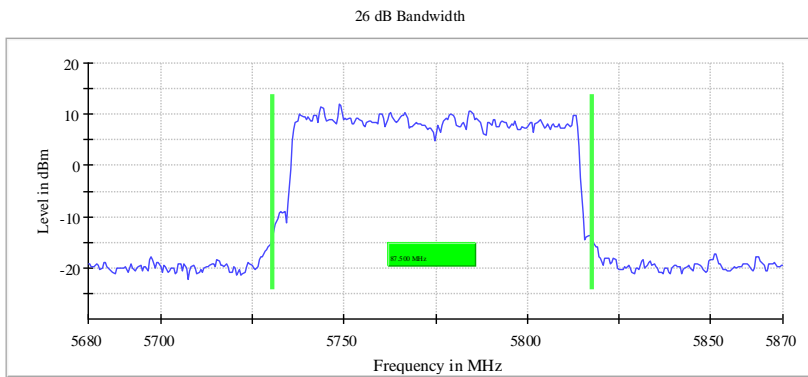
Customized settings.

26 dB Bandwidth

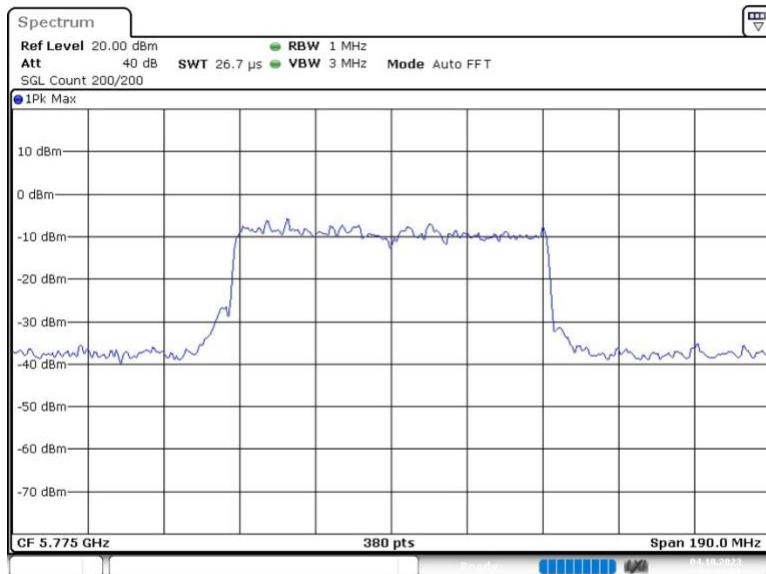
DUT Frequency (MHz)	Bandwidth (MHz)	Limit Min (MHz)	Limit Max (MHz)	Band Edge Left (MHz)	Band Edge Right (MHz)
5775.000000	87.500000	---	---	5730.250000	5817.750000

(continuation of the "26 dB Bandwidth" table from column 6 ...)

DUT Frequency (MHz)	Max Level (dBm)	Result
5775.000000	11.9	PASS



Bandwidth



Date: 4.OCT.2023 02:08:32

Minimum Emission Bandwidth 6 dB (5775 MHz; 24.000 dBm; 80 MHz)

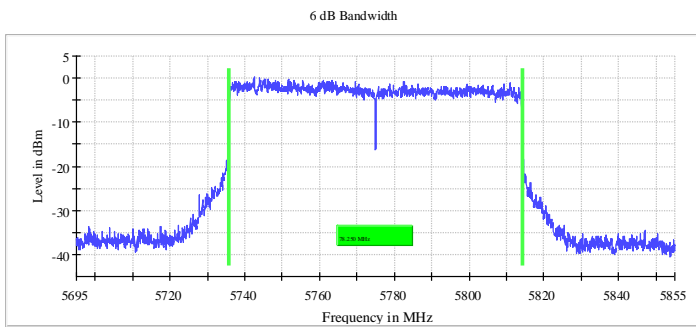
Customized settings.

6 dB Bandwidth

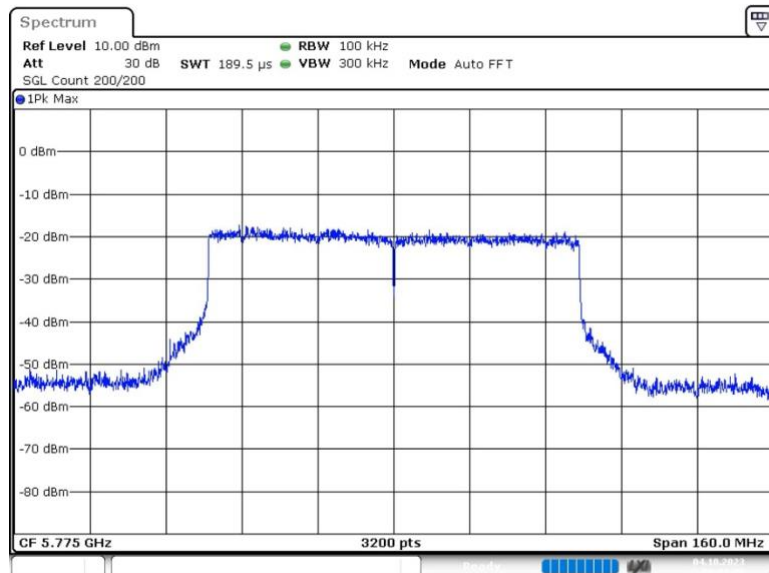
DUT Frequency (MHz)	Bandwidth (MHz)	Limit Min (MHz)	Limit Max (MHz)	Band Edge Left (MHz)	Band Edge Right (MHz)
5775.000000	78.250000	0.500000	---	5735.875000	5814.125000

(continuation of the "6 dB Bandwidth" table from column 6 ...)

DUT Frequency (MHz)	Max Level (dBm)	Result
5775.000000	0.4	PASS



Bandwidth



Date: 4.OCT.2023 02:09:33

Occupied Channel Bandwidth 99% (5775 MHz; 24.000 dBm; 80 MHz)

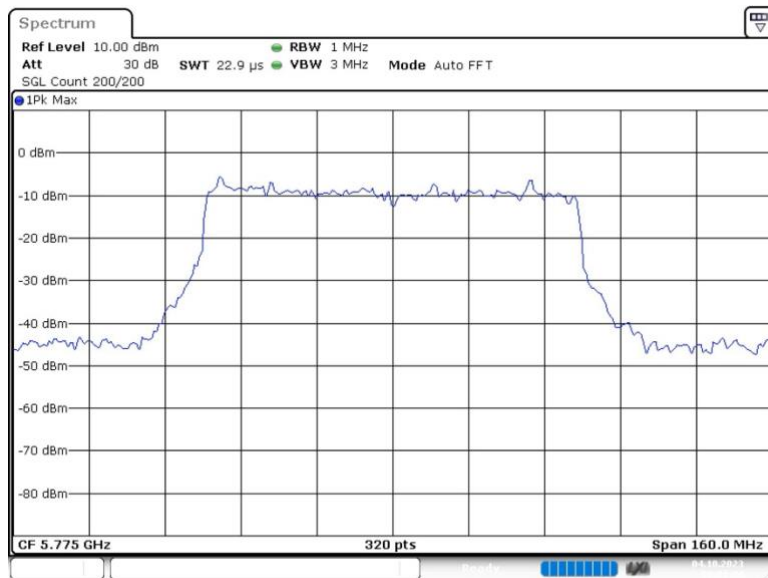
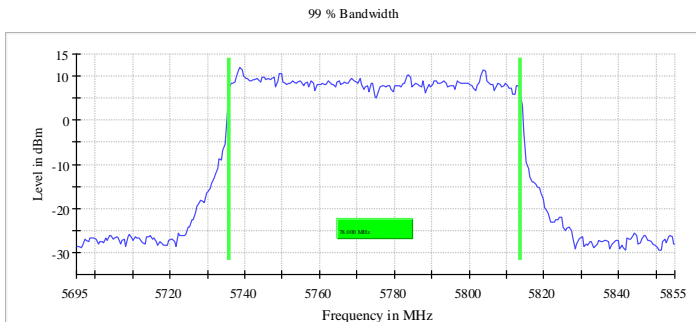
Customized settings.

99 % Bandwidth

DUT Frequency (MHz)	Bandwidth (MHz)	Limit Min (MHz)	Limit Max (MHz)	Band Edge Left (MHz)	Band Edge Right (MHz)
5775.000000	78.000000	---	---	5735.750000	5813.750000

(continuation of the "99 % Bandwidth" table from column 6 ...)

DUT Frequency (MHz)	Result
5775.000000	PASS



Bandwidth Date: 4.OCT.2023 02:09:45

Tx Spurious Emission (5775 MHz; 24.000 dBm; 80 MHz)

Customized settings.

Result

DUT Frequency (MHz)	Result
5775.000000	PASS

Final measurements

Frequency (MHz)	Level Pre Measurement (dBm)	level (dBm)	Limit (dBm)	Margin (dB)	Result
---	---	---	---	---	---

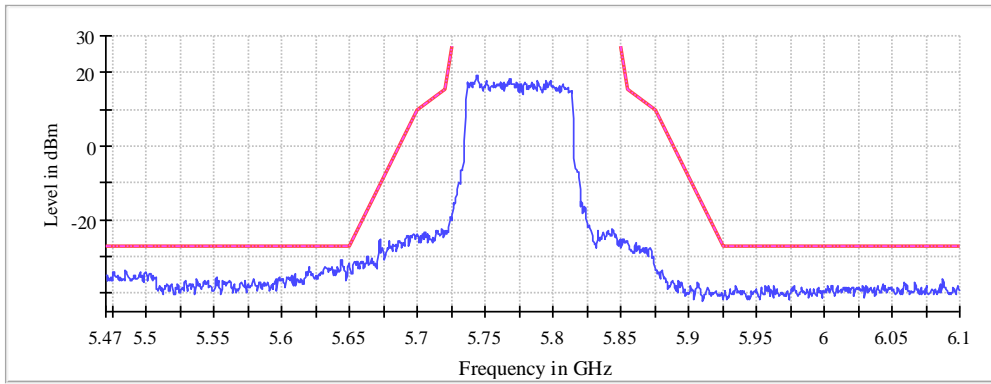
Pre Measurements

Frequency (MHz)	Level (dBm)	Margin (dB)	Limit (dBm)
5644.250000	-30.7	3.7	-27.0
5643.750000	-30.8	3.8	-27.0
5643.250000	-31.4	4.4	-27.0
5649.750000	-31.9	4.9	-27.0
5649.250000	-32.0	5.0	-27.0
5644.750000	-32.3	5.3	-27.0
5631.750000	-32.6	5.6	-27.0
5640.750000	-32.7	5.7	-27.0
5641.250000	-32.7	5.7	-27.0
5637.250000	-32.7	5.7	-27.0
5636.750000	-32.7	5.7	-27.0
5648.750000	-32.8	5.8	-27.0
5620.250000	-32.8	5.8	-27.0
5631.250000	-32.9	5.9	-27.0
5650.250000	-32.7	5.9	-26.8

Measurement Settings

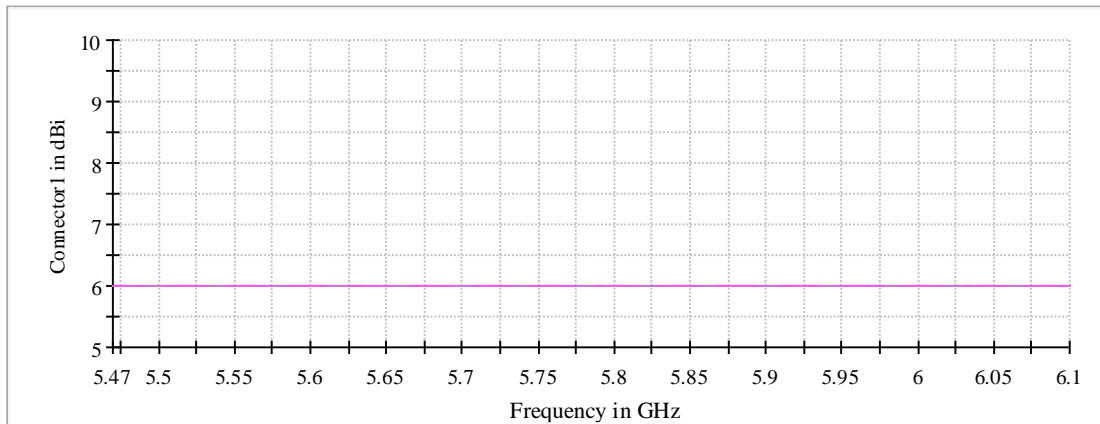
Start Frequency (MHz)	Stop Frequency (MHz)	Pre Measurement	Final Measurement
5470.000000	6100.000000	2	2

Spurious



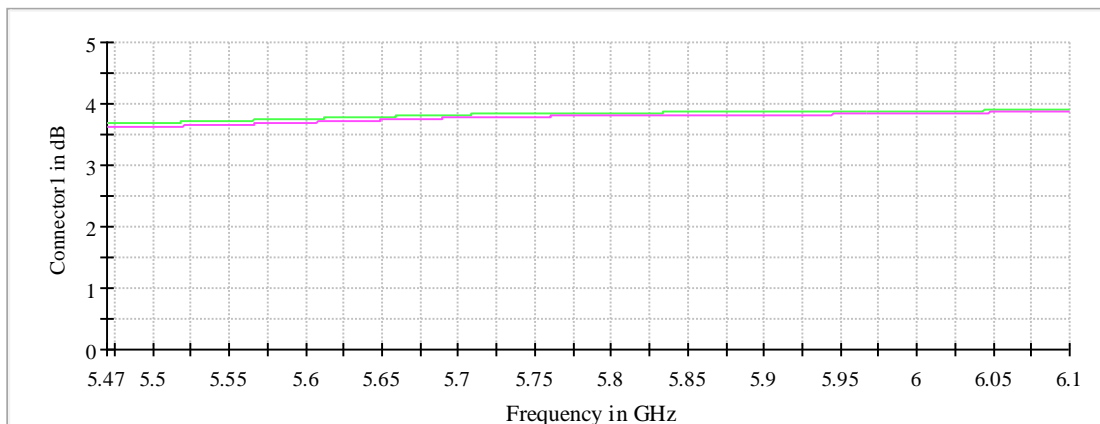
— Limit - - - - Threshold × Critical × Final Critical — Sum Level

Gain



— Connector1 — Connector2

Attenuation



— Connector1 — Connector2

-- End of Report --

