


11.3. APPENDIX C: MIN EMISSION BANDWIDTH

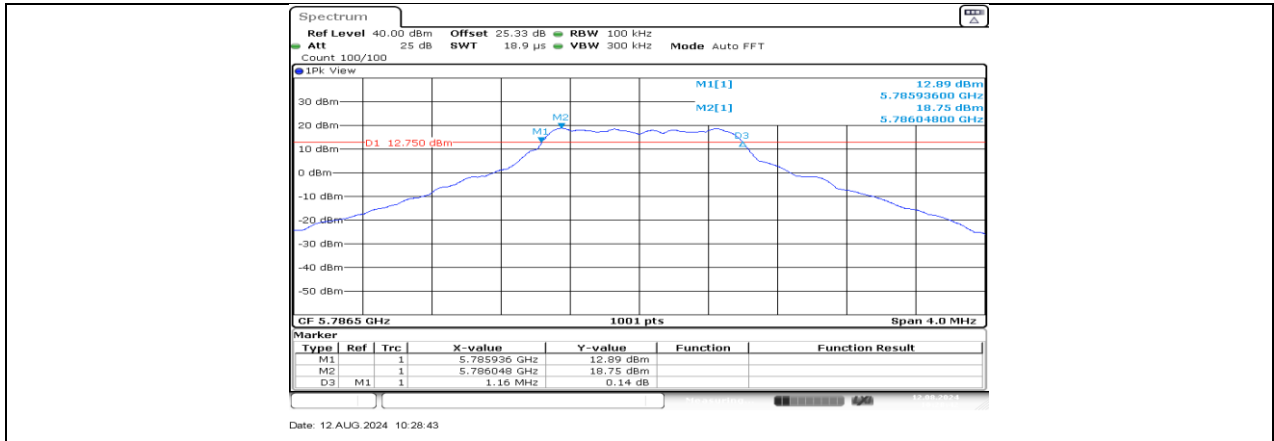
11.3.1. Test Result

Test Mode	Antenna	Frequency[MHz]	6db EBW [MHz]	FL[MHz]	FH[MHz]	Limit[MHz]	Verdict
SRD 1.4M	Ant0	5728.5	1.21	5727.90	5729.11	≥0.5	PASS
	Ant1	5728.5	1.16	5727.94	5729.10	≥0.5	PASS
	Ant0	5786.5	1.21	5785.90	5787.11	≥0.5	PASS
	Ant1	5786.5	1.16	5785.94	5787.10	≥0.5	PASS
	Ant0	5846.12	2.21	5845.02	5847.23	≥0.5	PASS
	Ant1	5846.12	2.23	5845.02	5847.25	≥0.5	PASS
SRD 3M	Ant0	5727.5	2.20	5726.40	5728.60	≥0.5	PASS
	Ant1	5727.5	2.22	5726.40	5728.62	≥0.5	PASS
	Ant0	5787.2	2.20	5786.10	5788.30	≥0.5	PASS
	Ant1	5787.2	2.22	5786.10	5788.32	≥0.5	PASS
	Ant0	5847.2	2.20	5846.10	5848.30	≥0.5	PASS
	Ant1	5847.2	2.22	5846.10	5848.32	≥0.5	PASS
SRD 5M	Ant0	5732.5	4.34	5730.33	5734.67	≥0.5	PASS
	Ant1	5732.5	4.31	5730.34	5734.65	≥0.5	PASS
	Ant0	5787.5	4.38	5785.32	5789.70	≥0.5	PASS
	Ant1	5787.5	4.33	5785.33	5789.66	≥0.5	PASS
	Ant0	5842.5	4.36	5840.33	5844.69	≥0.5	PASS
	Ant1	5842.5	4.33	5840.33	5844.66	≥0.5	PASS
SRD 10M	Ant0	5730.5	8.96	5726.02	5734.98	≥0.5	PASS
	Ant1	5730.5	9.00	5726.02	5735.02	≥0.5	PASS
	Ant0	5787.5	8.96	5783.02	5791.98	≥0.5	PASS
	Ant1	5787.5	9.00	5783.02	5792.02	≥0.5	PASS
	Ant0	5844.5	9.00	5839.98	5848.98	≥0.5	PASS
	Ant1	5844.5	9.00	5839.98	5848.98	≥0.5	PASS
SRD 20M	Ant0	5735.5	17.48	5726.78	5744.26	≥0.5	PASS
	Ant1	5735.5	16.48	5727.22	5743.70	≥0.5	PASS
	Ant0	5787.5	17.36	5778.74	5796.10	≥0.5	PASS
	Ant1	5787.5	17.76	5778.66	5796.42	≥0.5	PASS
	Ant0	5839.5	17.28	5830.98	5848.26	≥0.5	PASS
	Ant1	5839.5	16.68	5831.34	5848.02	≥0.5	PASS
SRD 40M	Ant0	5745.5	22.24	5734.86	5757.10	≥0.5	PASS
	Ant1	5745.5	23.44	5734.14	5757.58	≥0.5	PASS
	Ant0	5757.5	22.08	5746.94	5769.02	≥0.5	PASS
	Ant1	5757.5	23.44	5746.14	5769.58	≥0.5	PASS
	Ant0	5765.5	21.68	5754.94	5776.62	≥0.5	PASS
	Ant1	5765.5	22.48	5754.14	5776.62	≥0.5	PASS
	Ant0	5787.5	21.52	5777.10	5798.62	≥0.5	PASS
	Ant1	5787.5	22.48	5776.14	5798.62	≥0.5	PASS
	Ant0	5805.5	22.24	5794.86	5817.10	≥0.5	PASS
	Ant1	5805.5	23.44	5794.14	5817.58	≥0.5	PASS
	Ant0	5823.5	21.76	5812.86	5834.62	≥0.5	PASS
	Ant1	5823.5	23.44	5812.14	5835.58	≥0.5	PASS
SRD 60M	Ant0	5829.5	21.44	5819.18	5840.62	≥0.5	PASS
	Ant1	5829.5	22.48	5818.14	5840.62	≥0.5	PASS
	Ant0	5755.5	40.00	5735.34	5775.34	≥0.5	PASS
	Ant1	5755.5	41.28	5734.86	5776.14	≥0.5	PASS
	Ant0	5787.5	41.92	5765.58	5807.50	≥0.5	PASS
	Ant1	5787.5	42.08	5767.18	5809.26	≥0.5	PASS
SRD 80M	Ant0	5819.5	45.28	5796.78	5842.06	≥0.5	PASS
	Ant1	5819.5	41.12	5798.86	5839.98	≥0.5	PASS
	Ant0	5765.5	40.64	5745.34	5785.98	≥0.5	PASS
	Ant1	5765.5	40.96	5744.70	5785.66	≥0.5	PASS

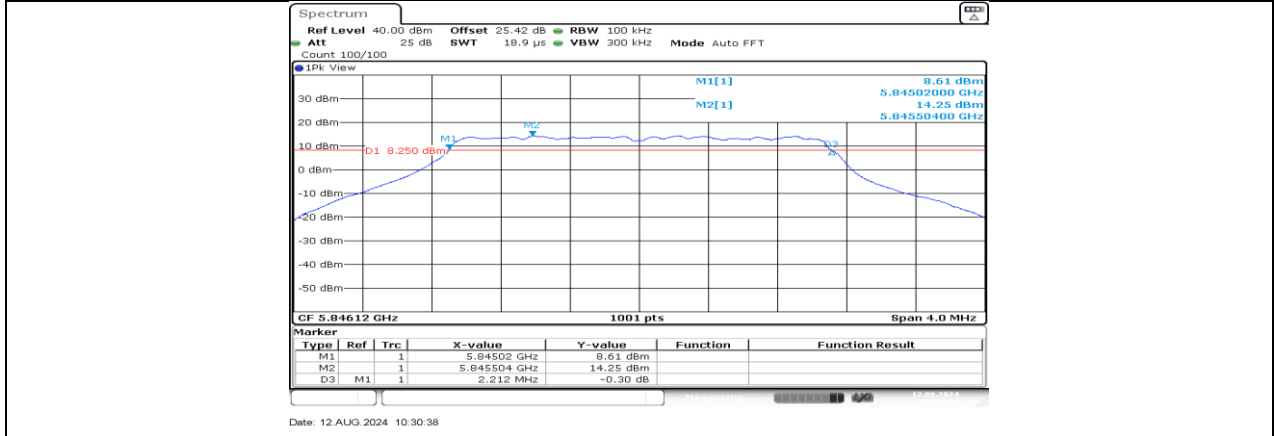
	Ant0	5787.5	39.84	5767.02	5806.86	≥0.5	PASS
	Ant1	5787.5	40.32	5767.18	5807.50	≥0.5	PASS
	Ant0	5809.5	41.12	5789.34	5830.46	≥0.5	PASS
	Ant1	5809.5	42.24	5787.90	5830.14	≥0.5	PASS

11.3.2. Test Graphs

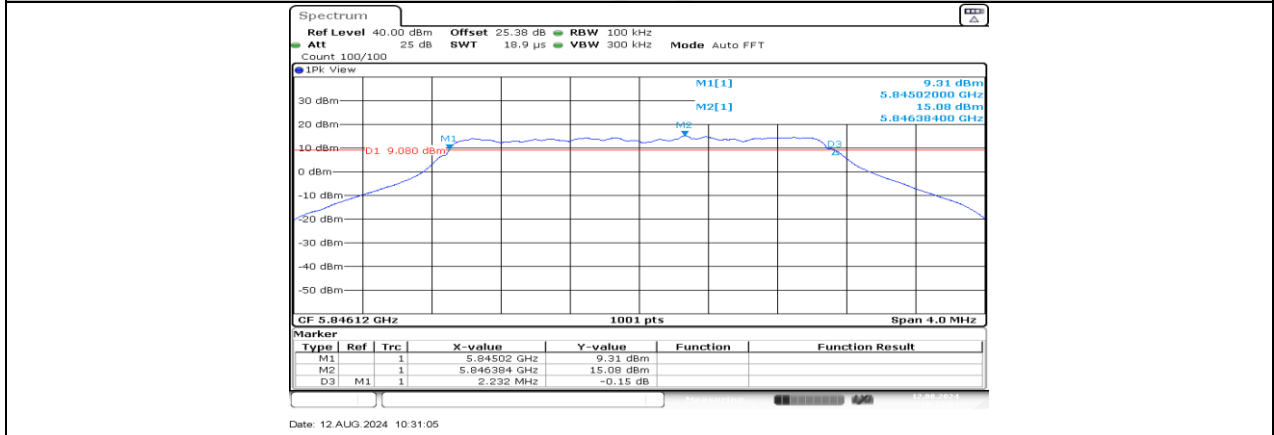




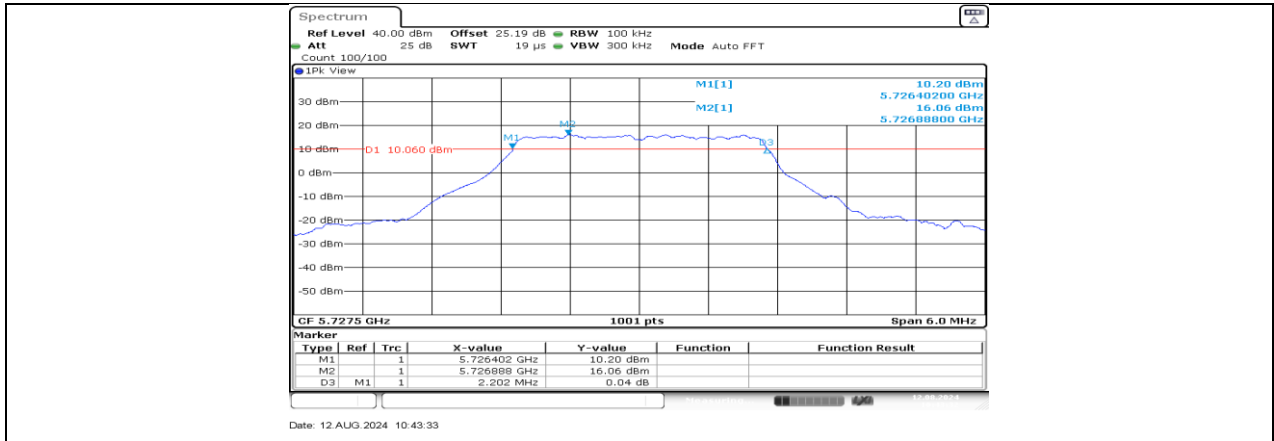
SRD 1.4M_Ant2_5786.5



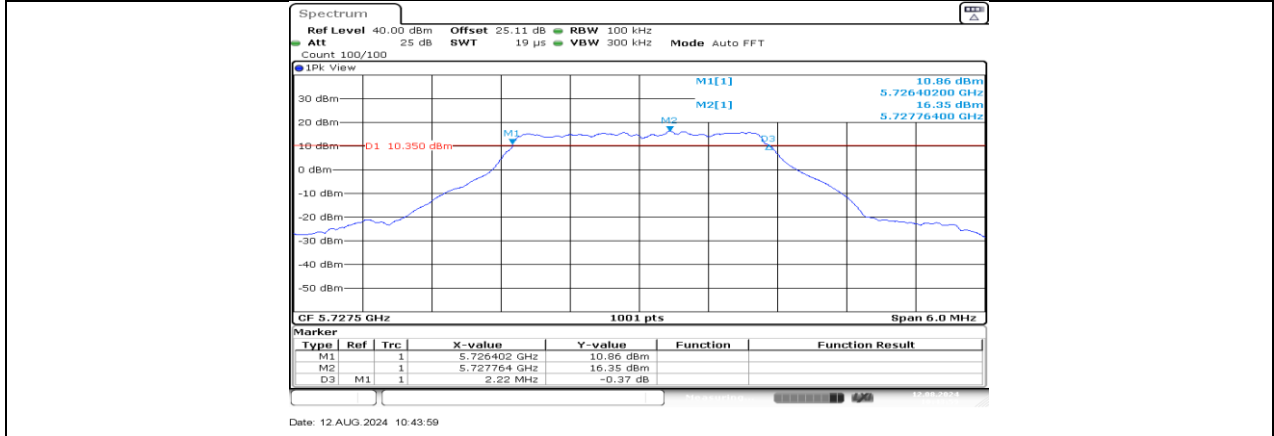
SRD 1.4M_Ant1_5846.12



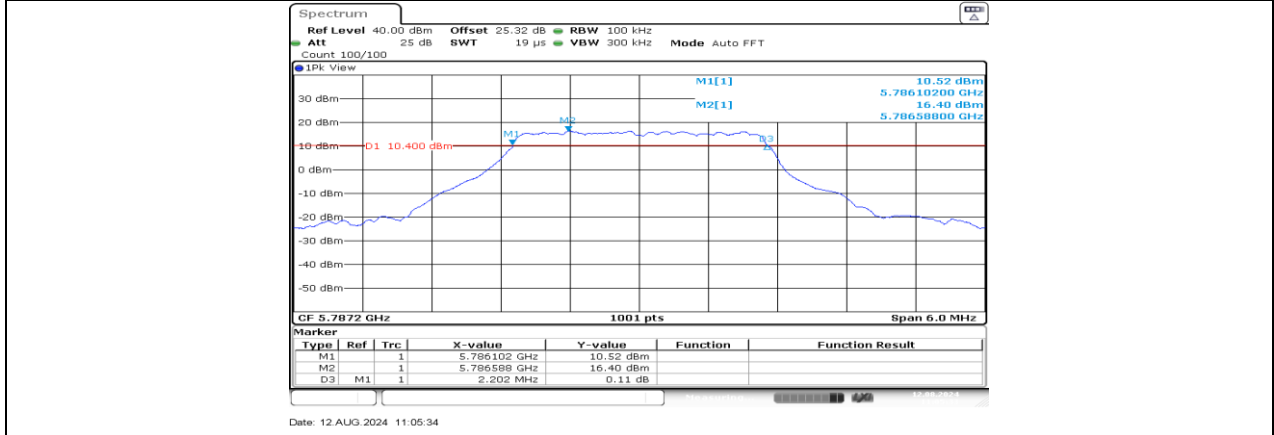
SRD 1.4M_Ant2_5846.12



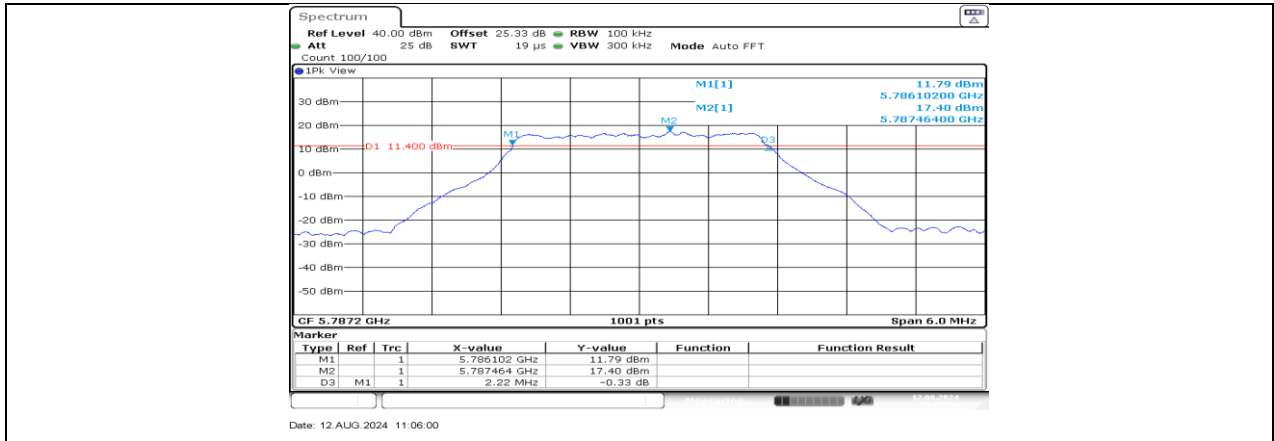
SRD 3M_Ant1_5727.5



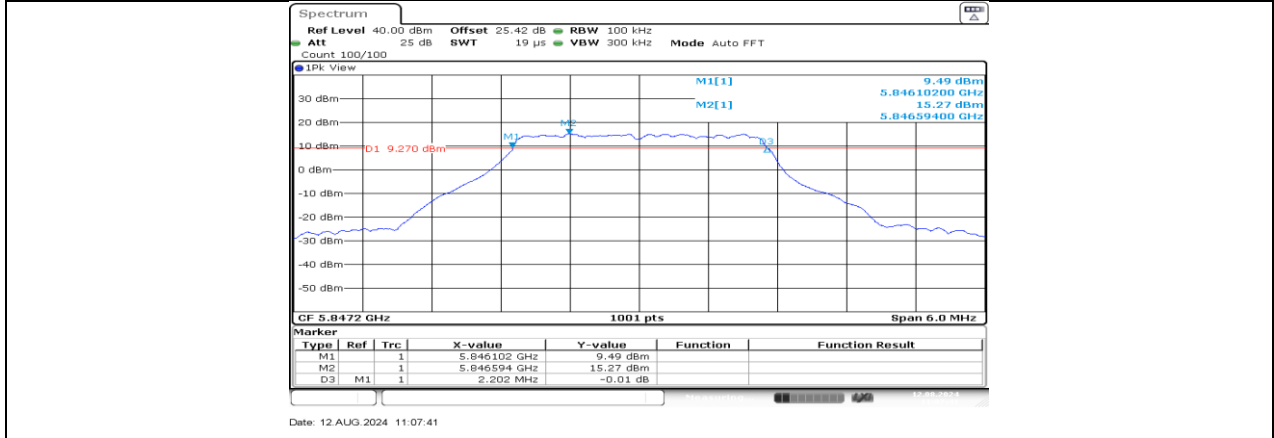
SRD 3M_Ant2_5727.5



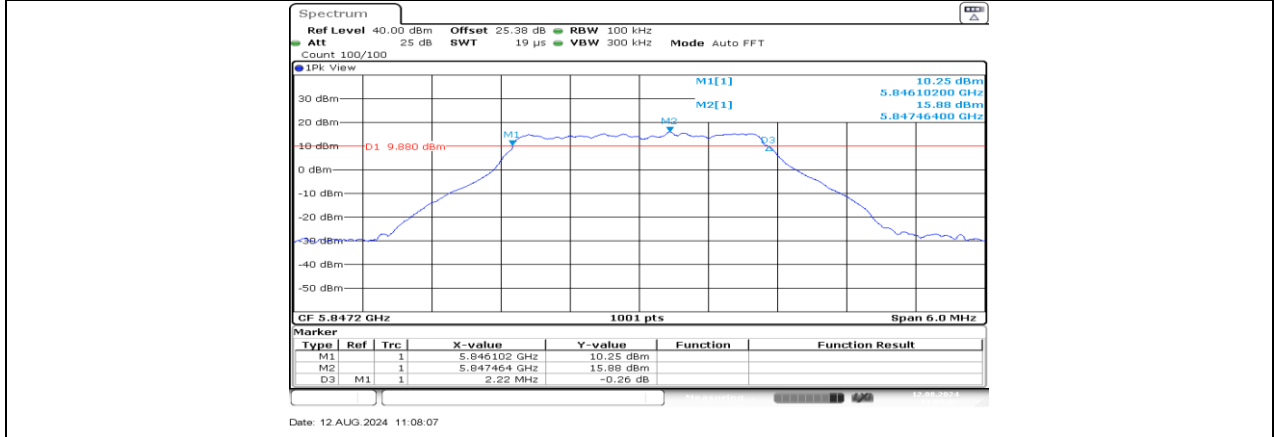
SRD 3M_Ant1_5787.2



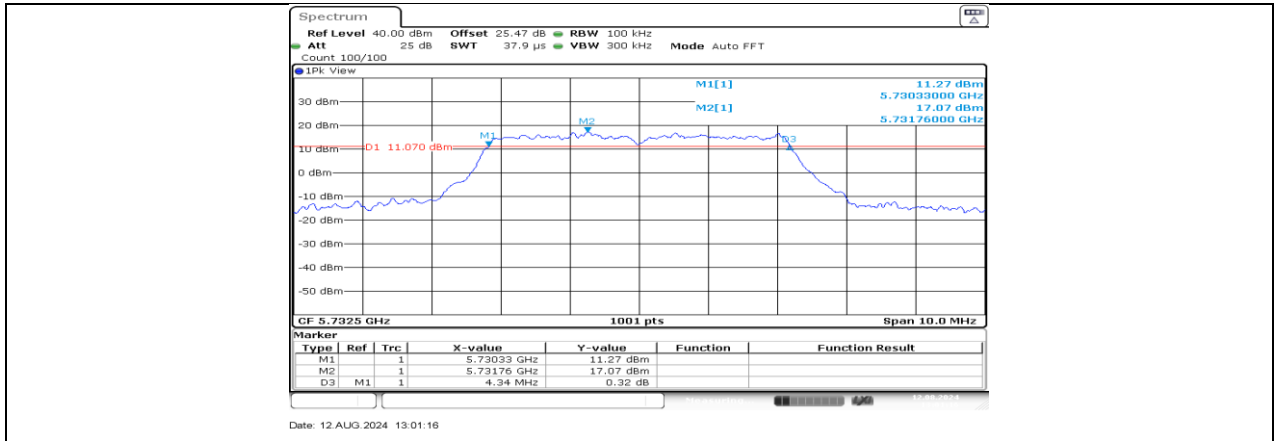
SRD 3M_Ant2_5787.2



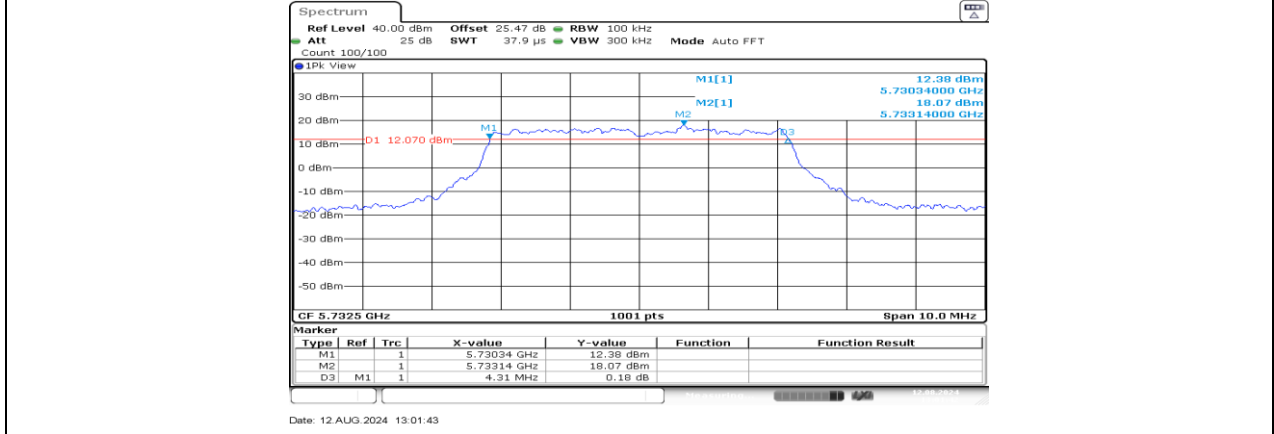
SRD 3M_Ant1_5847.2



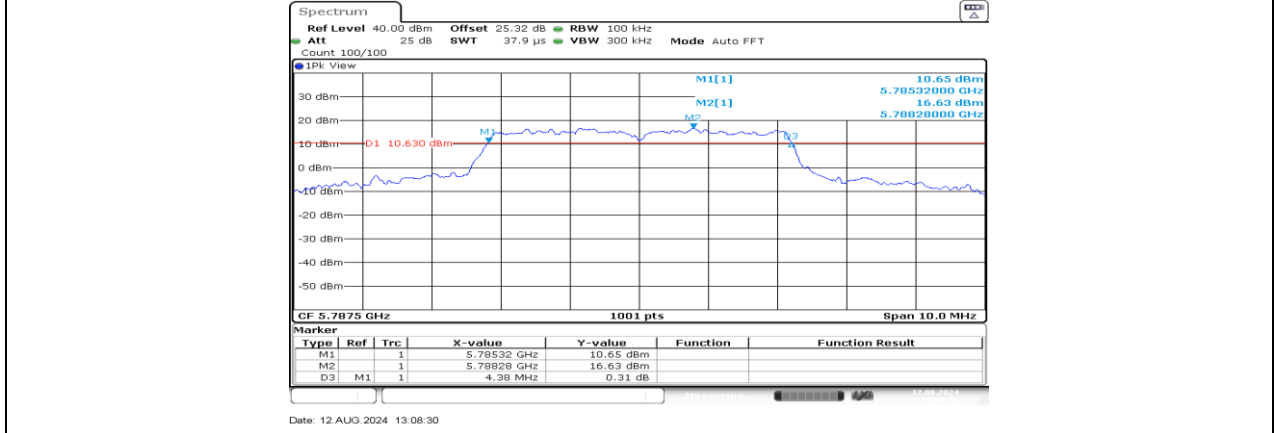
SRD 3M_Ant2_5847.2



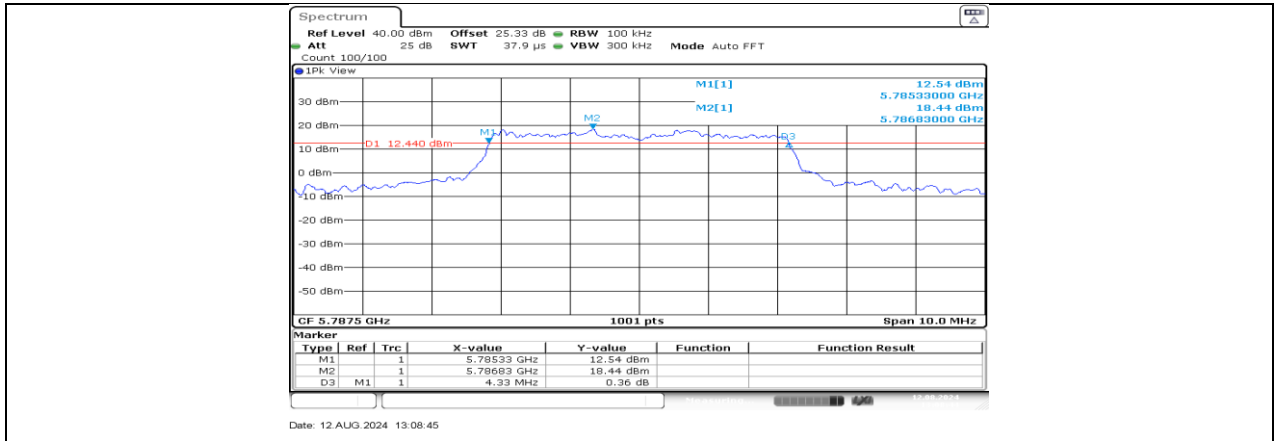
SRD 5M_Ant1_5732.5



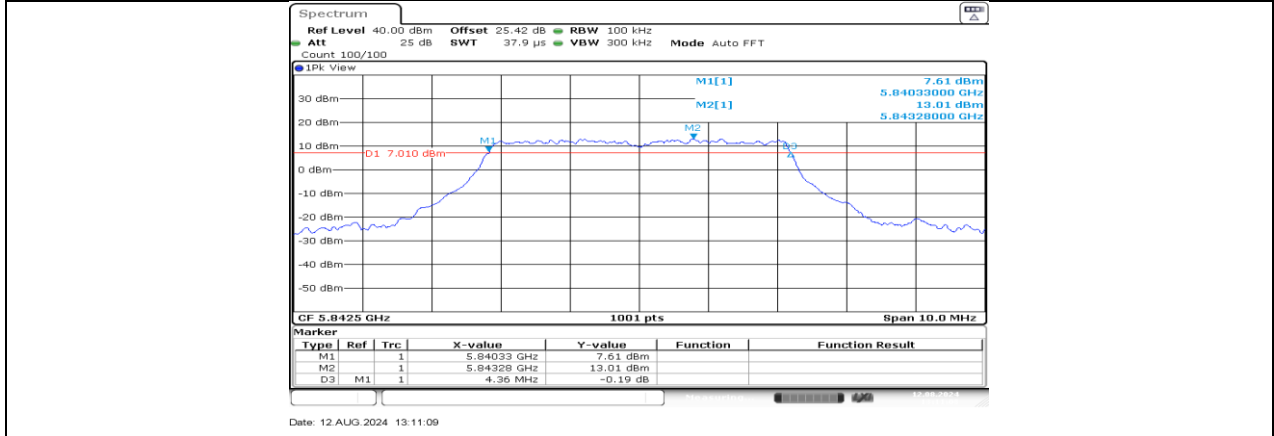
SRD 5M_Ant2_5732.5



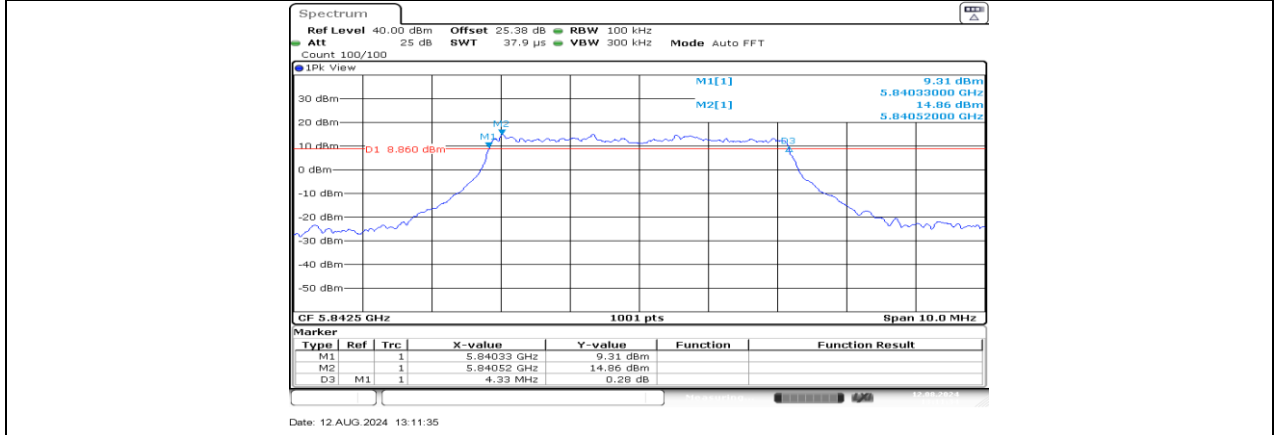
SRD 5M_Ant1_5787.5



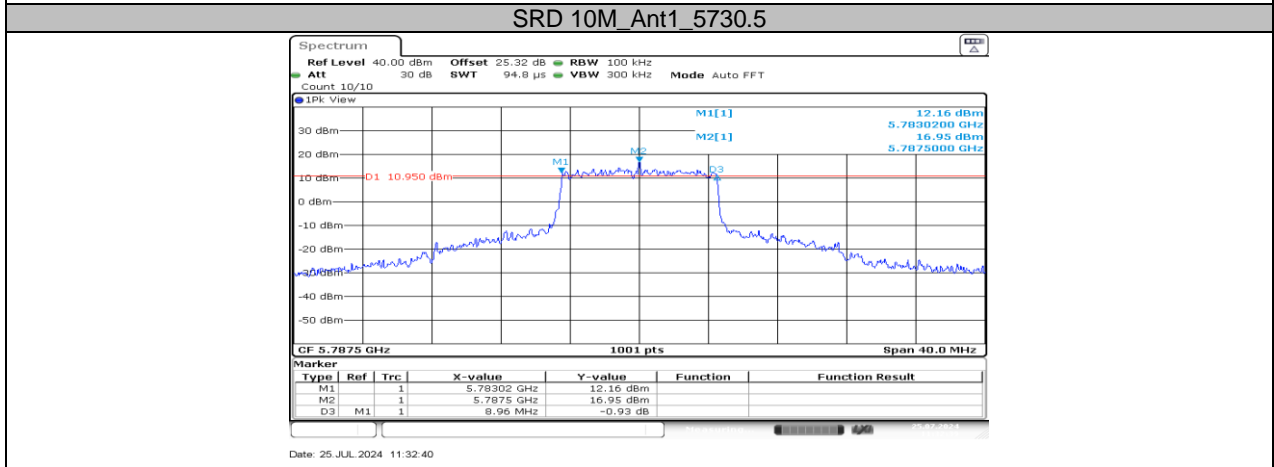
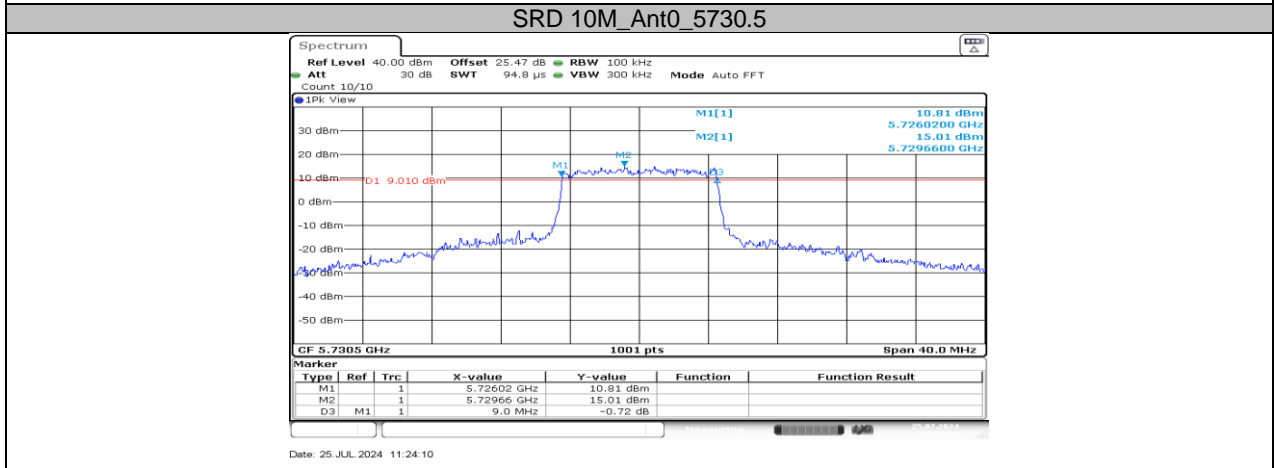
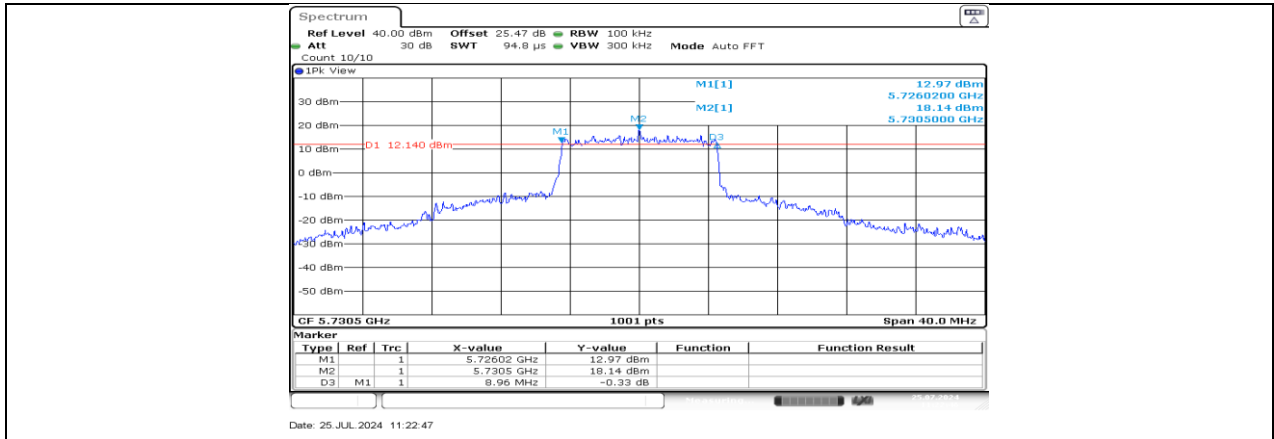
SRD 5M_Ant2_5787.5

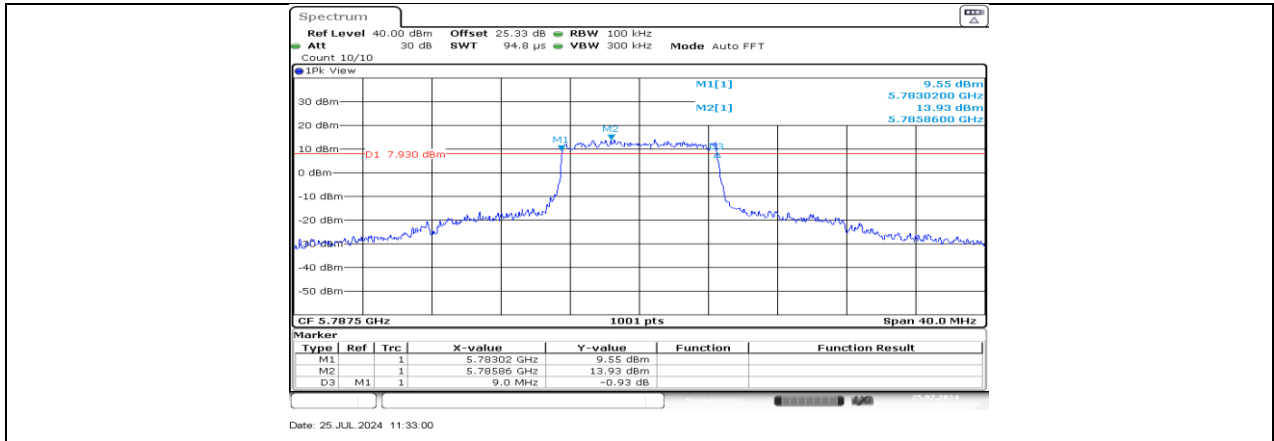


SRD 5M_Ant1_5842.5

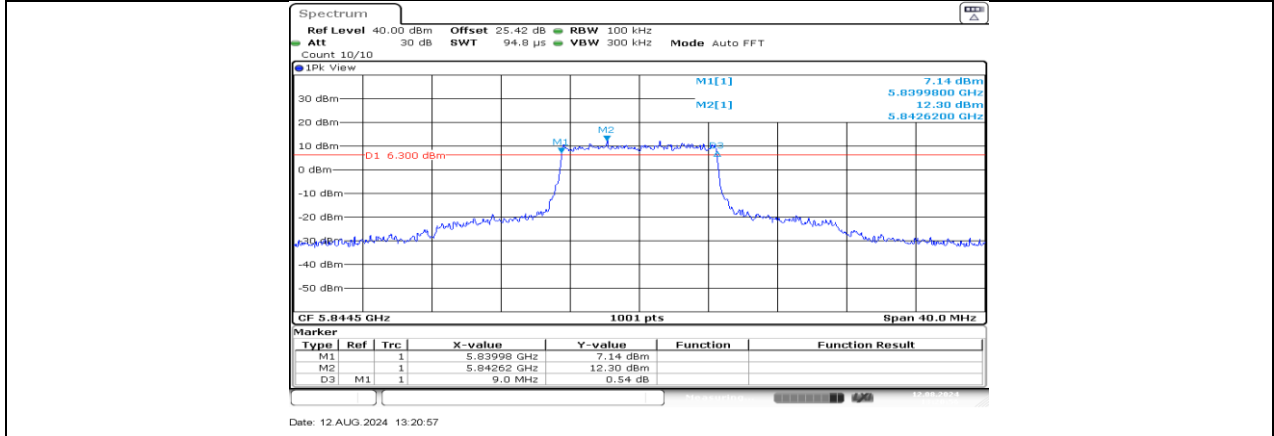


SRD 5M_Ant2_5842.5

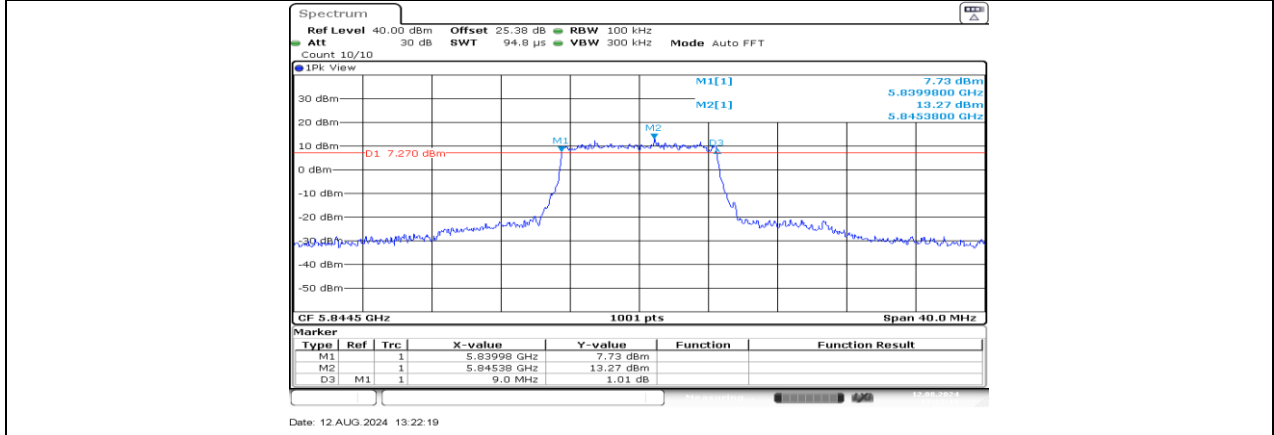




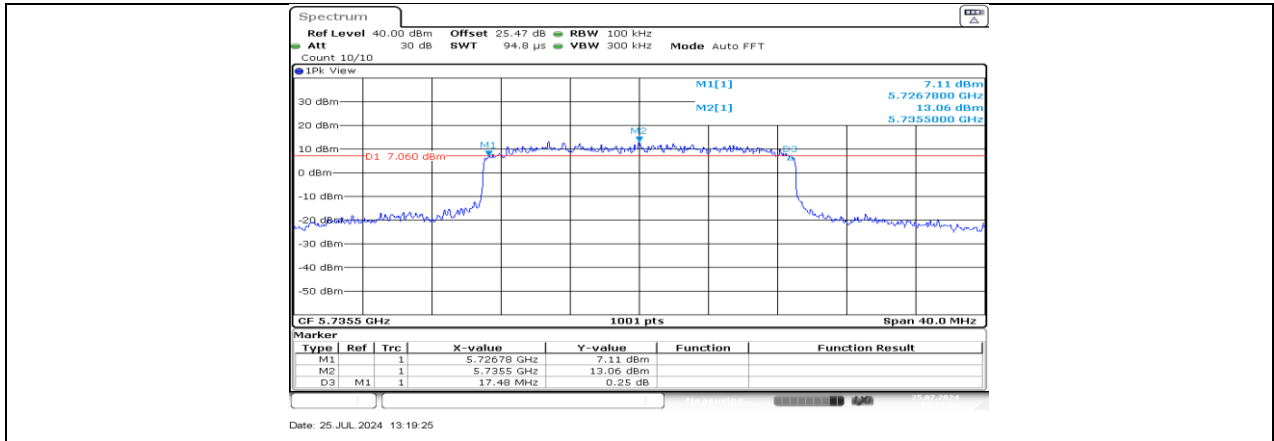
SRD 10M_Ant1_5787.5



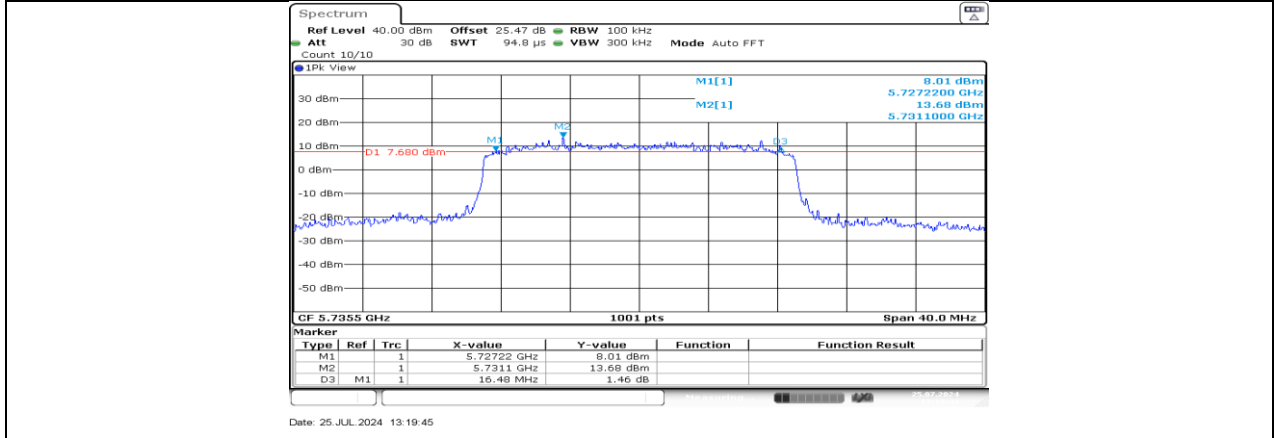
SRD 10M_Ant0_5844.5



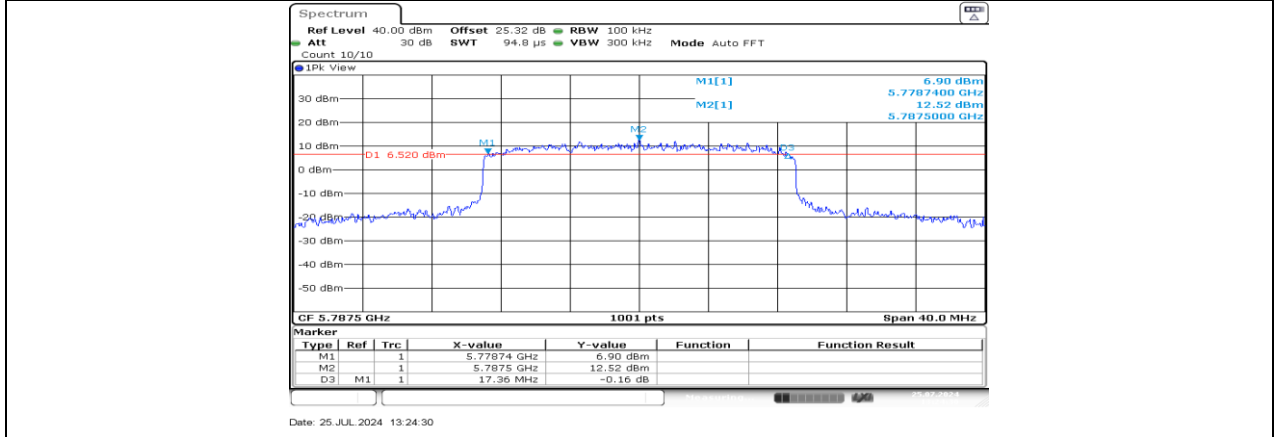
SRD 10M_Ant1_5844.5



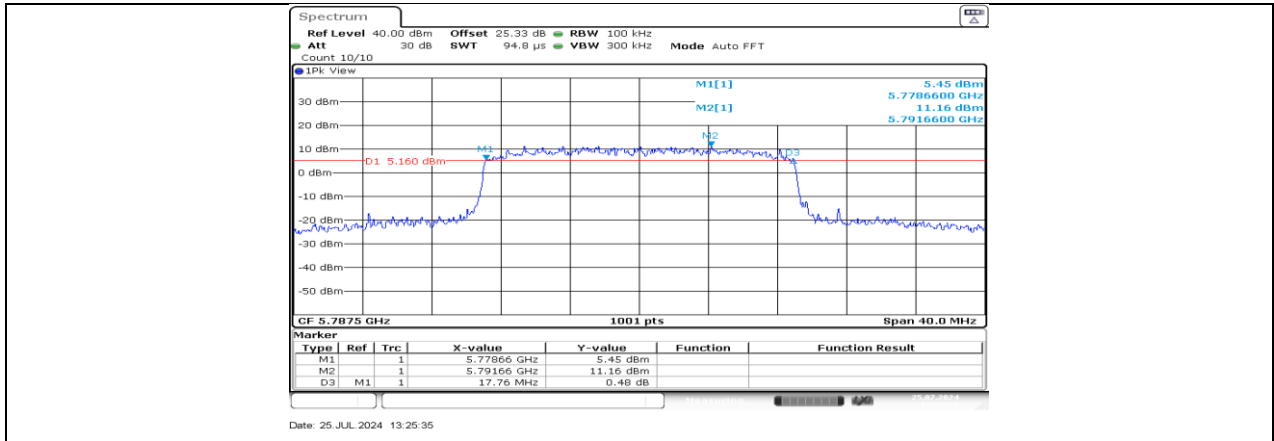
SRD 20M_Ant0_5735.5



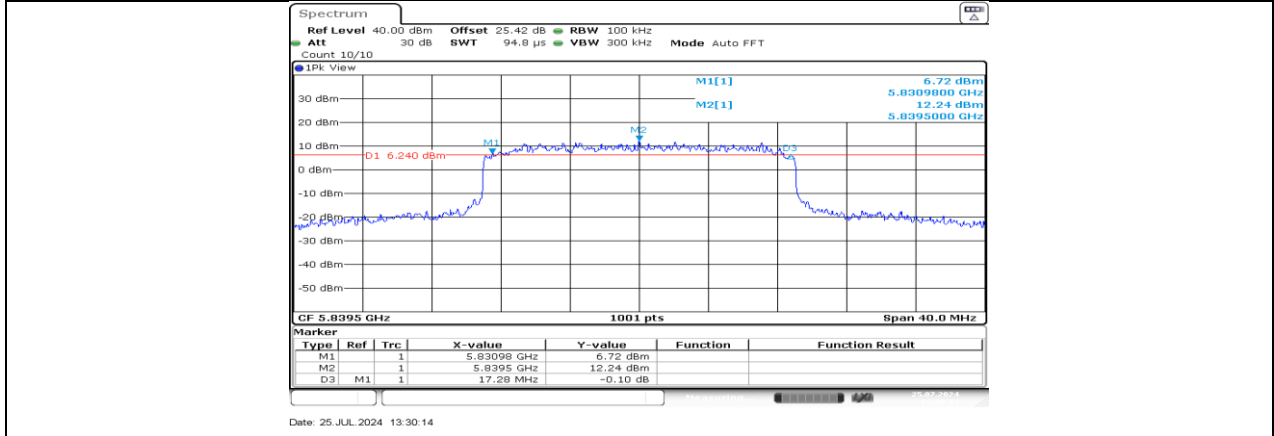
SRD 20M_Ant1_5735.5



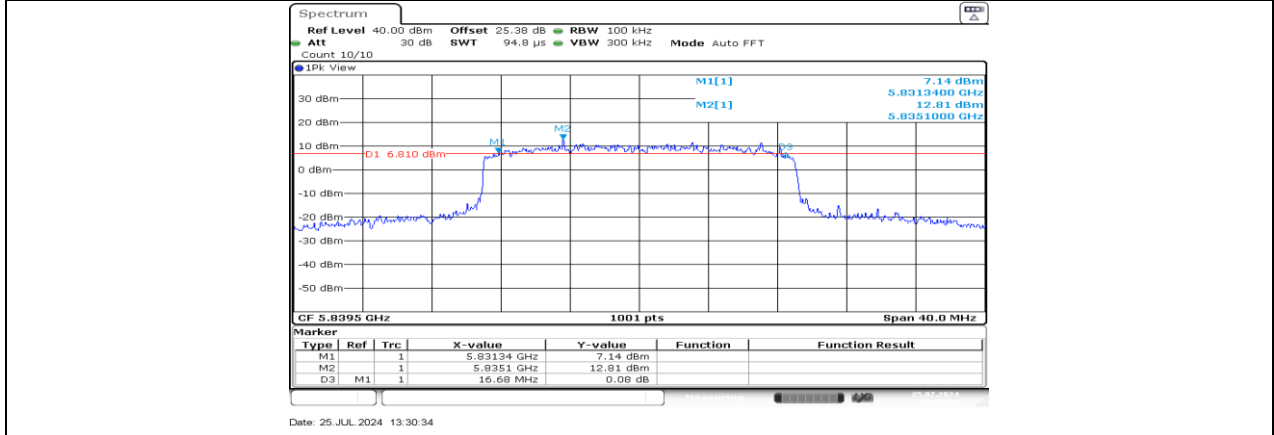
SRD 20M_Ant0_5787.5



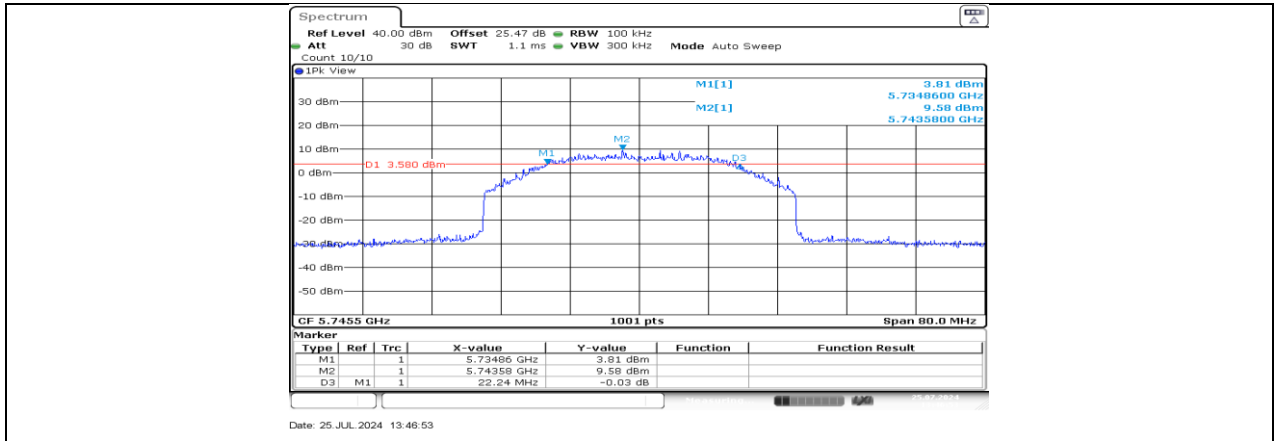
SRD 20M_Ant1_5787.5



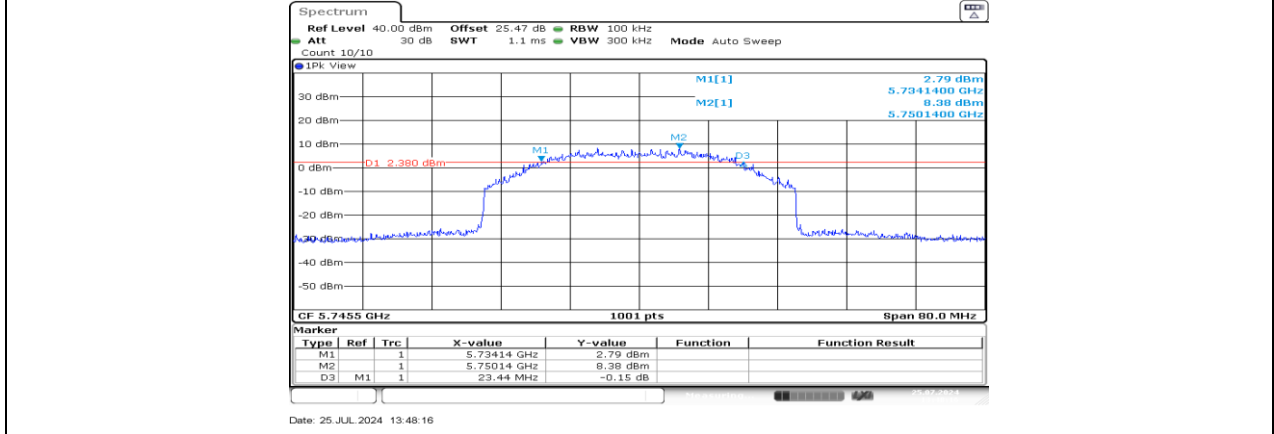
SRD 20M_Ant0_5839.5



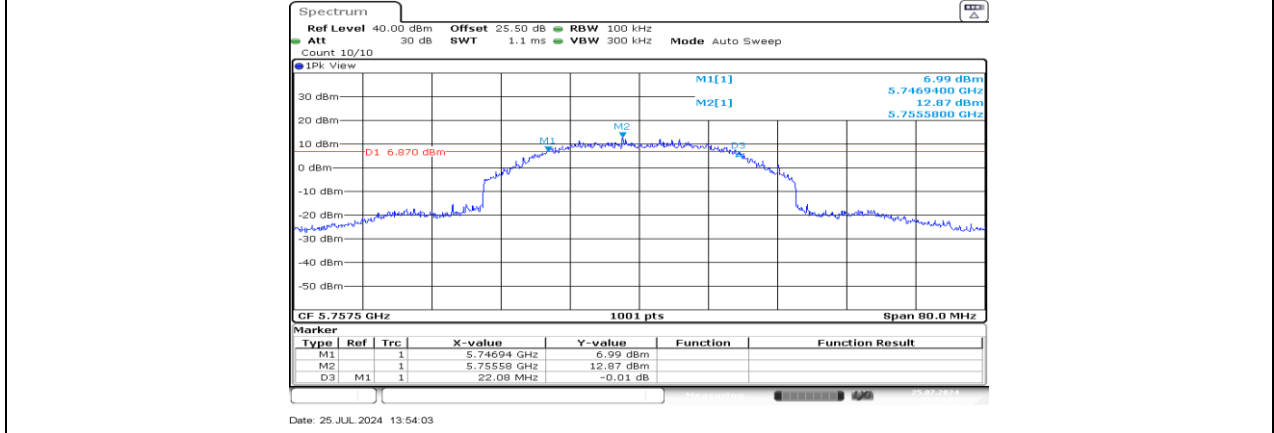
SRD 20M_Ant1_5839.5



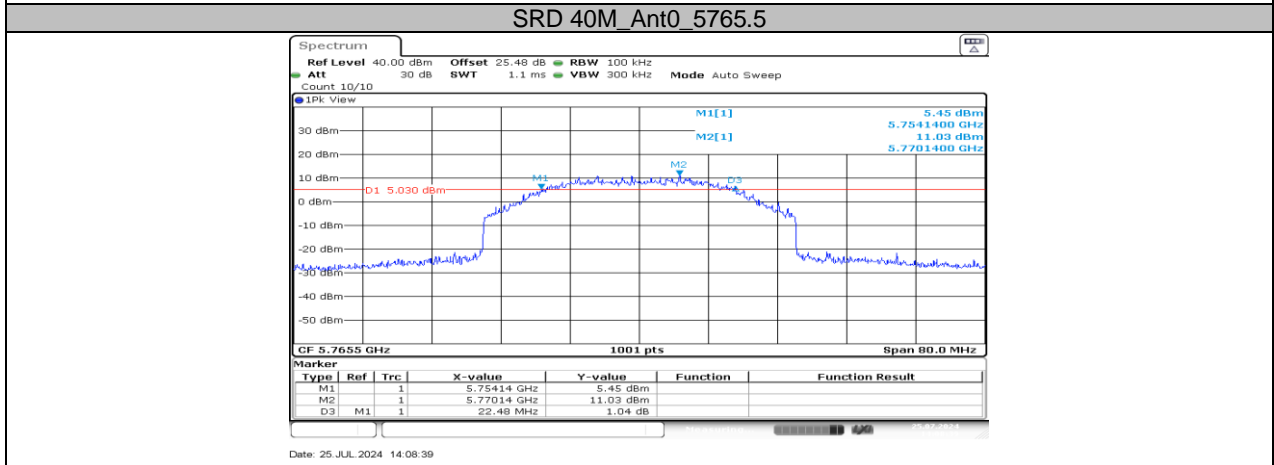
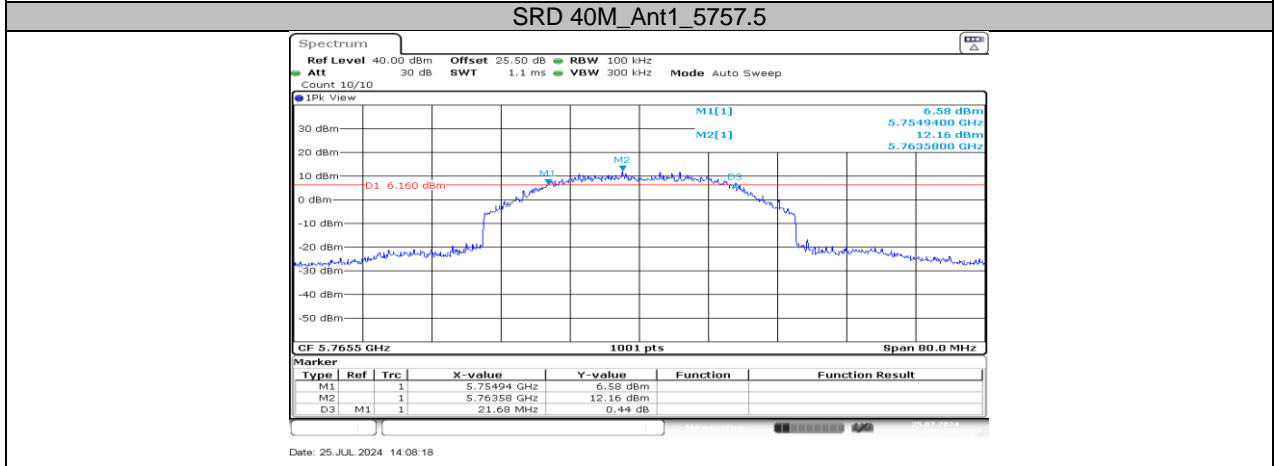
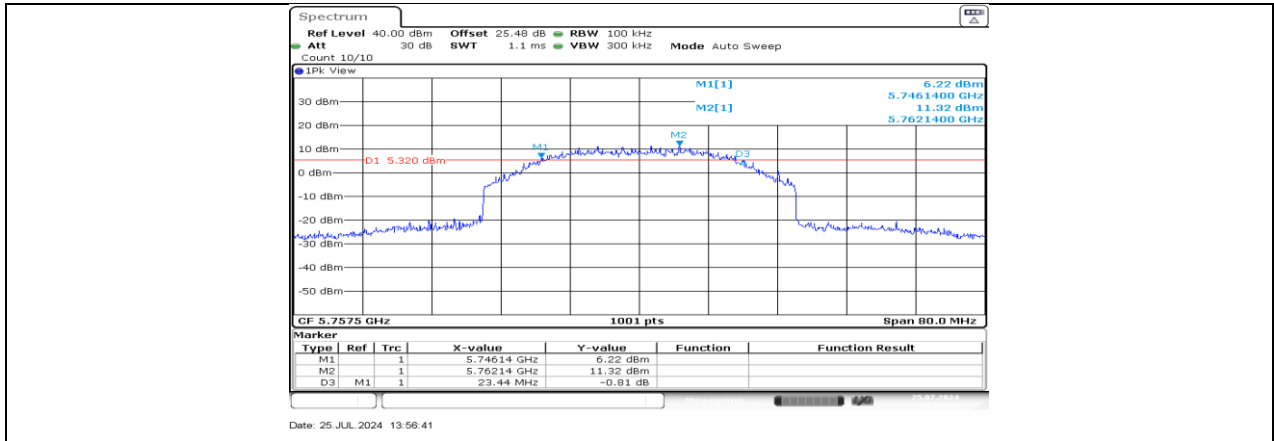
SRD 40M_Ant0_5745.5



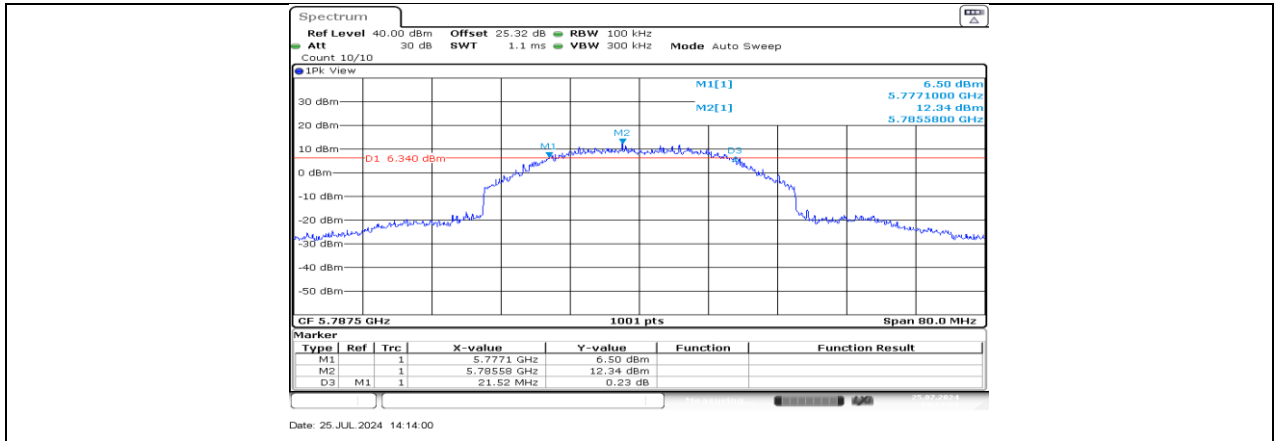
SRD 40M_Ant1_5745.5



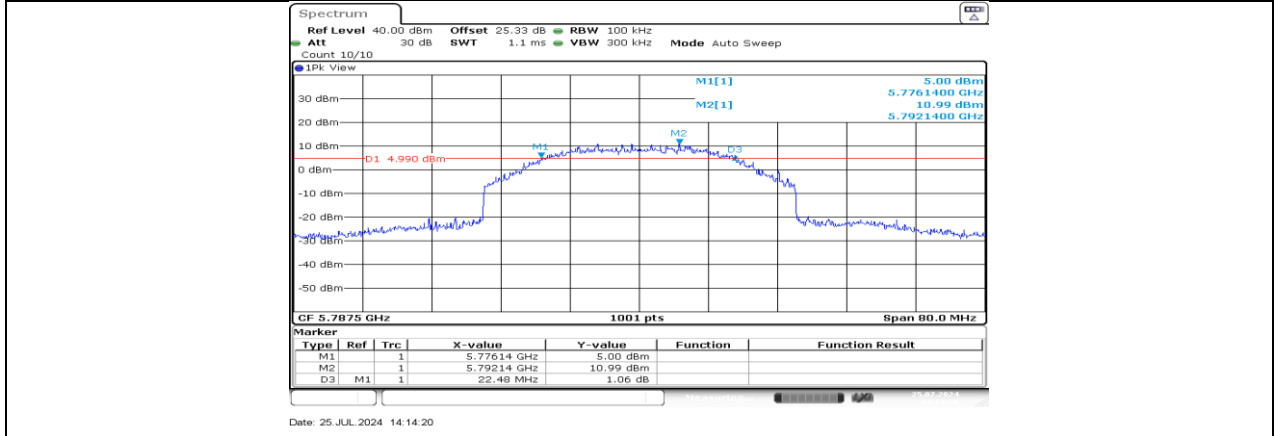
SRD 40M_Ant0_5757.5



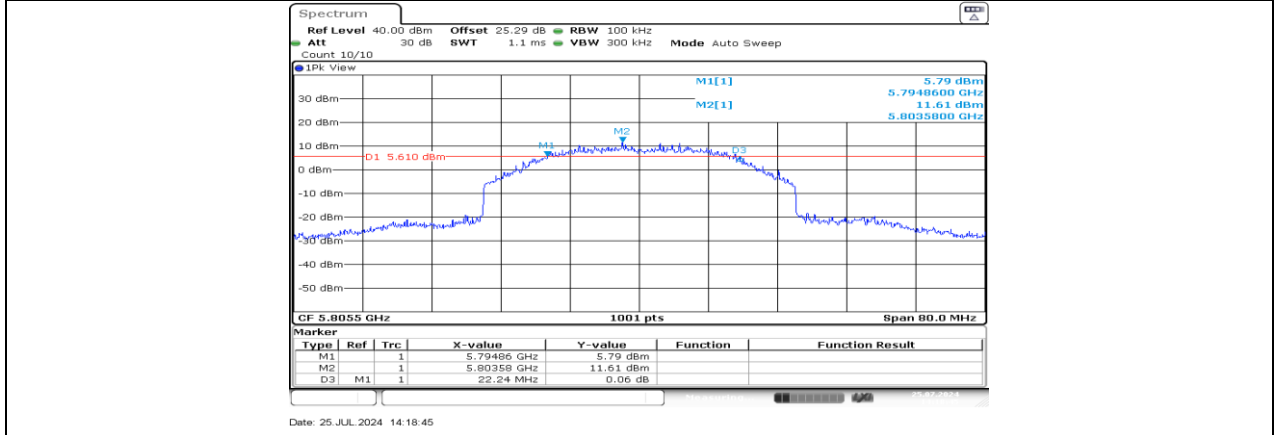
SRD 40M_Ant1_5765.5



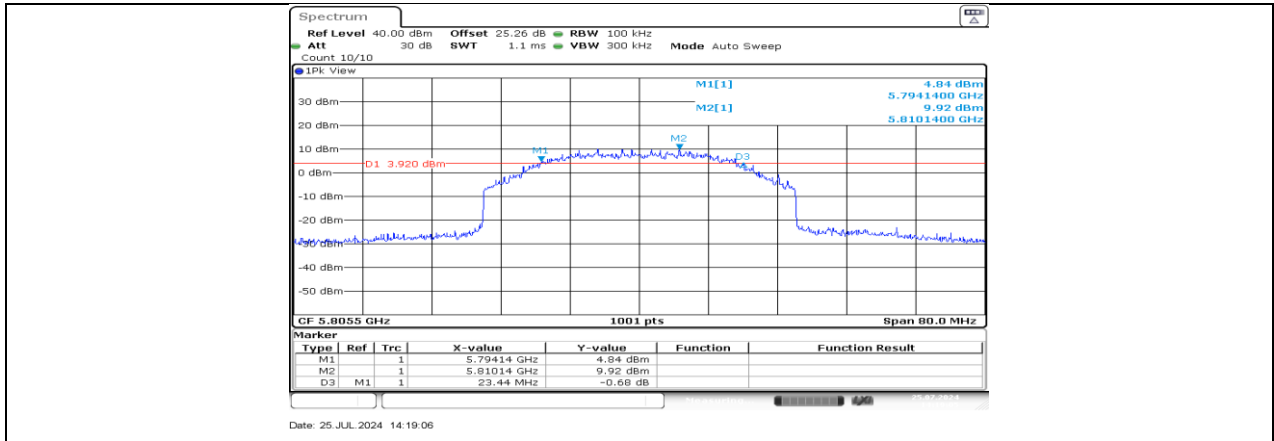
SRD 40M_Ant0_5787.5



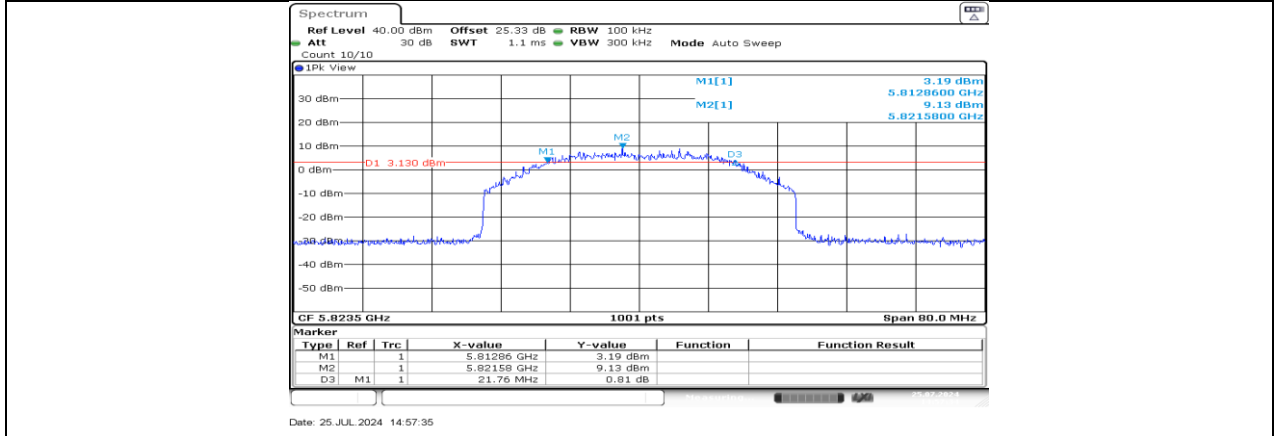
SRD 40M_Ant1_5787.5



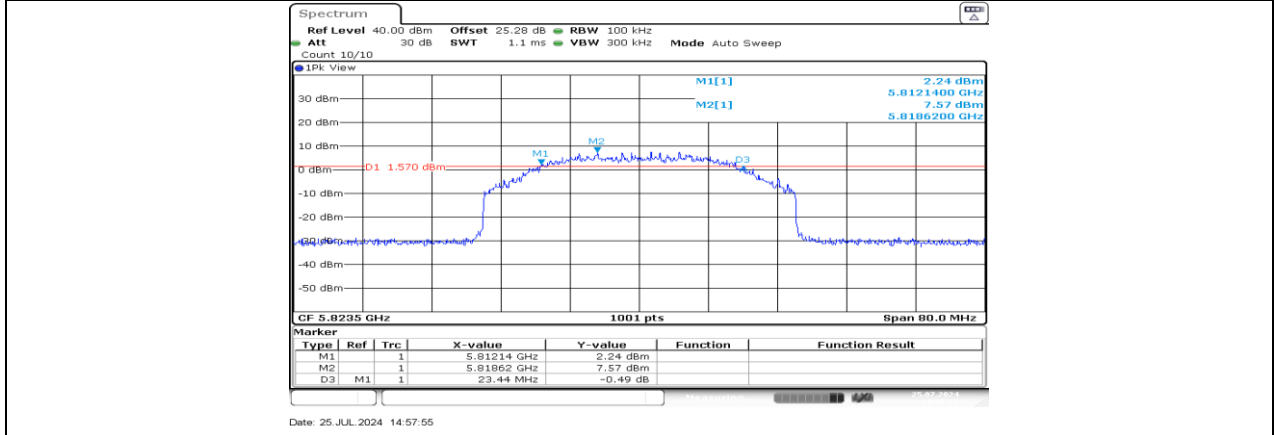
SRD 40M_Ant0_5805.5



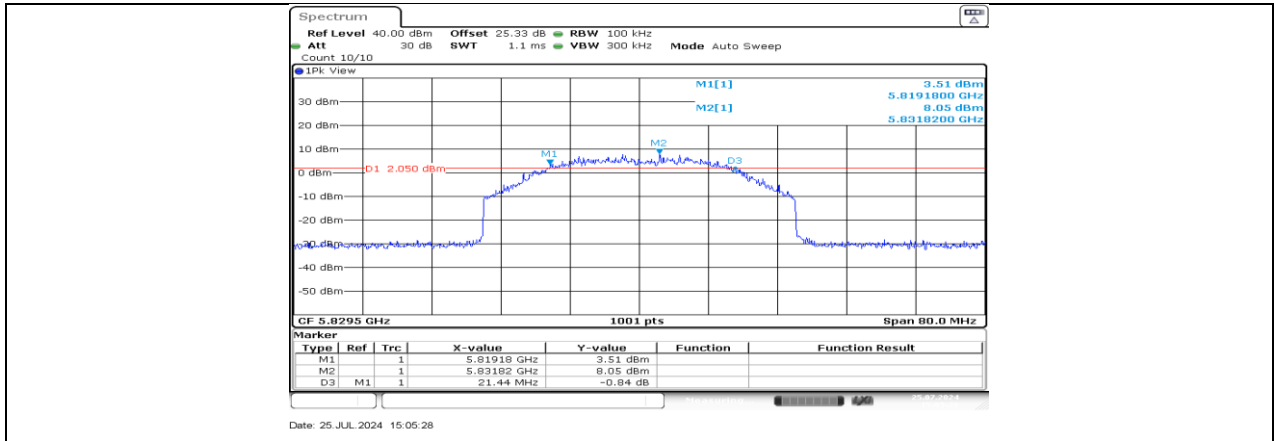
SRD 40M_Ant1_5805.5



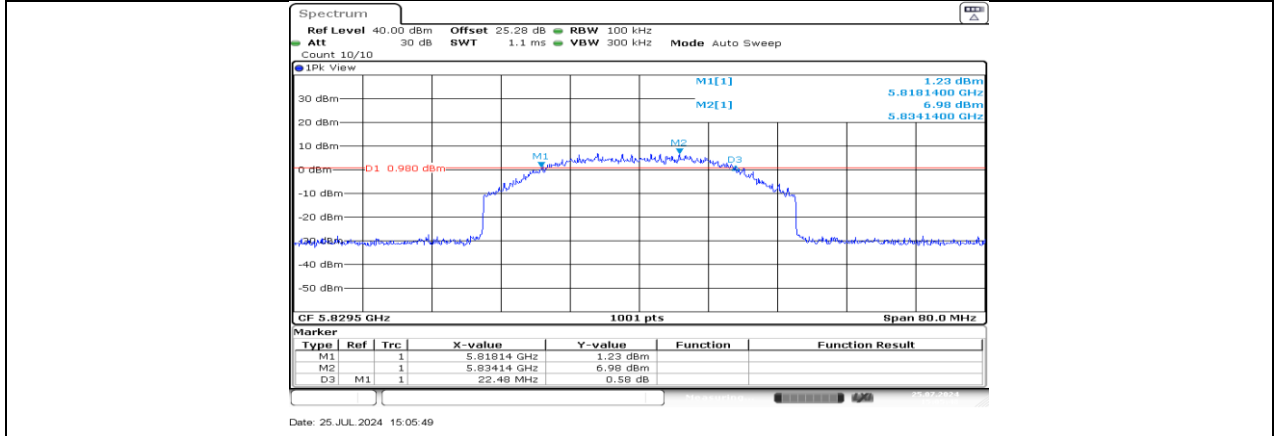
SRD 40M_Ant0_5823.5



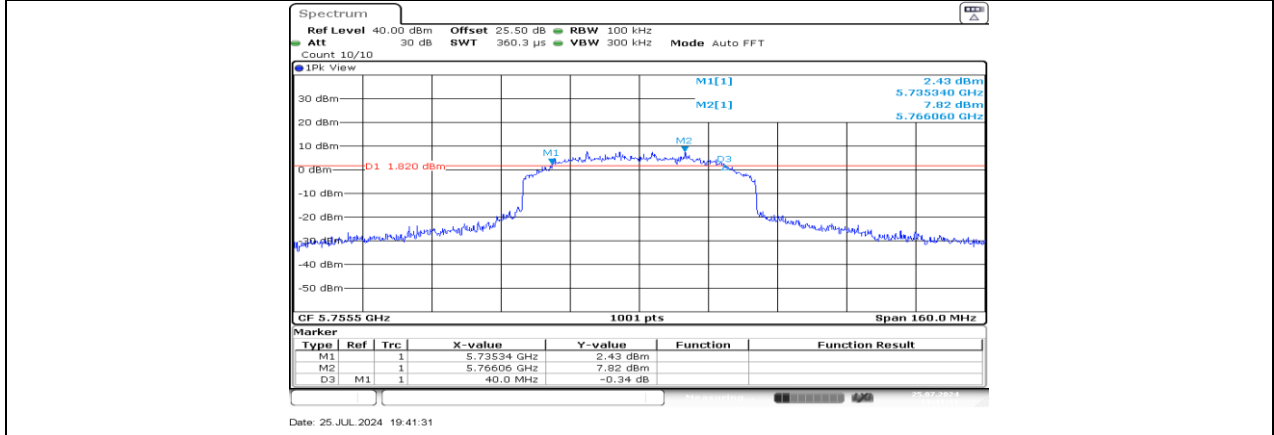
SRD 40M_Ant1_5823.5



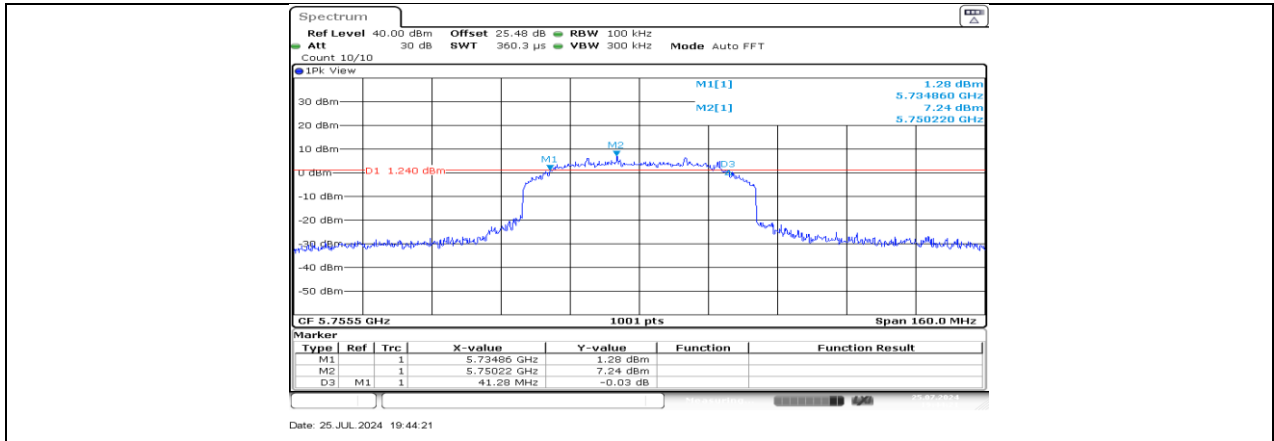
SRD 40M_Ant0_5829.5



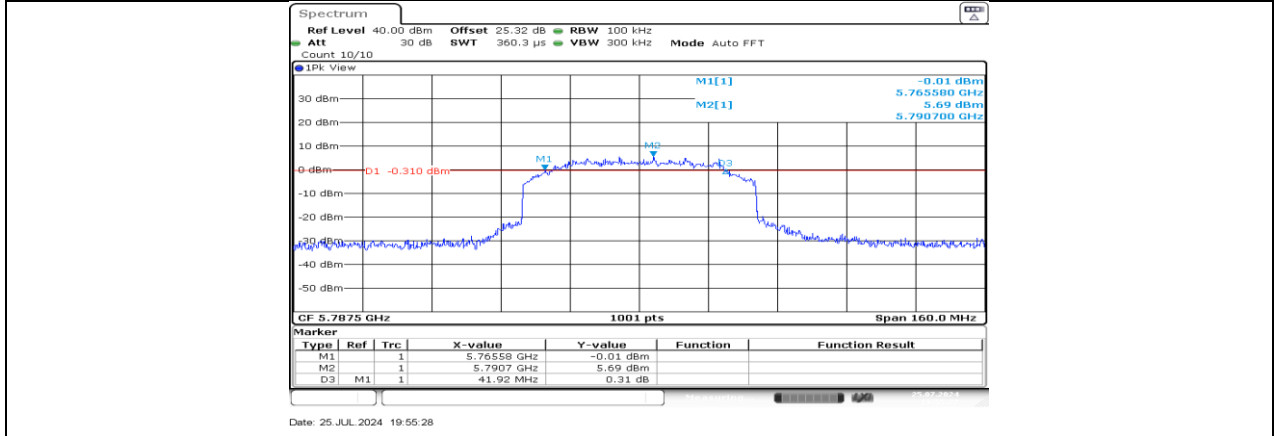
SRD 40M_Ant1_5829.5



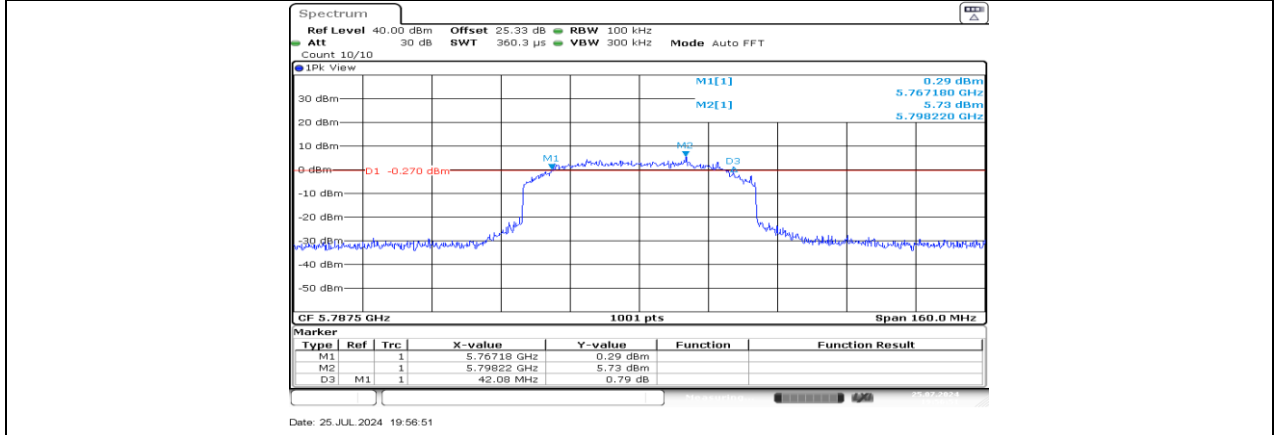
SRD 60M_Ant0_5755.5



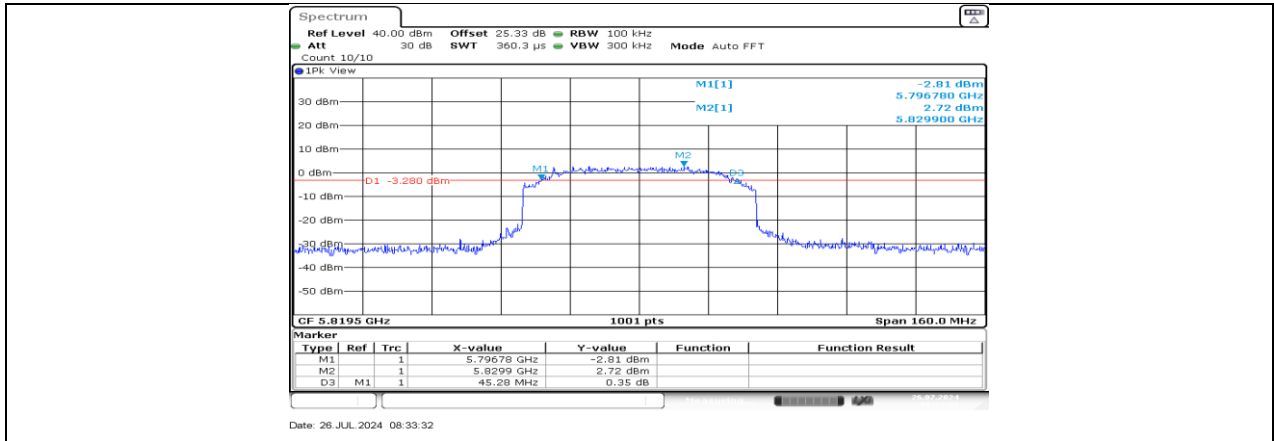
SRD 60M_Ant1_5755.5



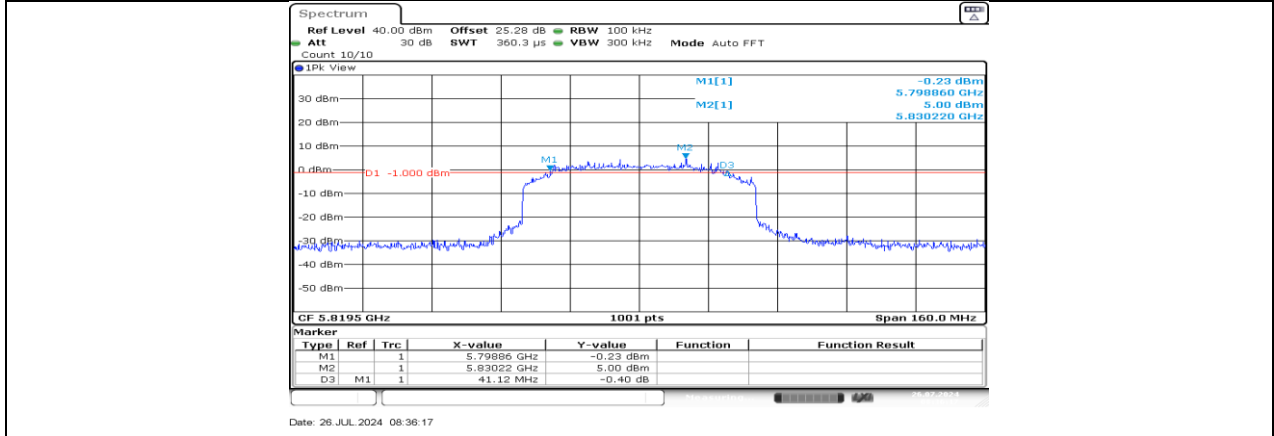
SRD 60M_Ant0_5787.5



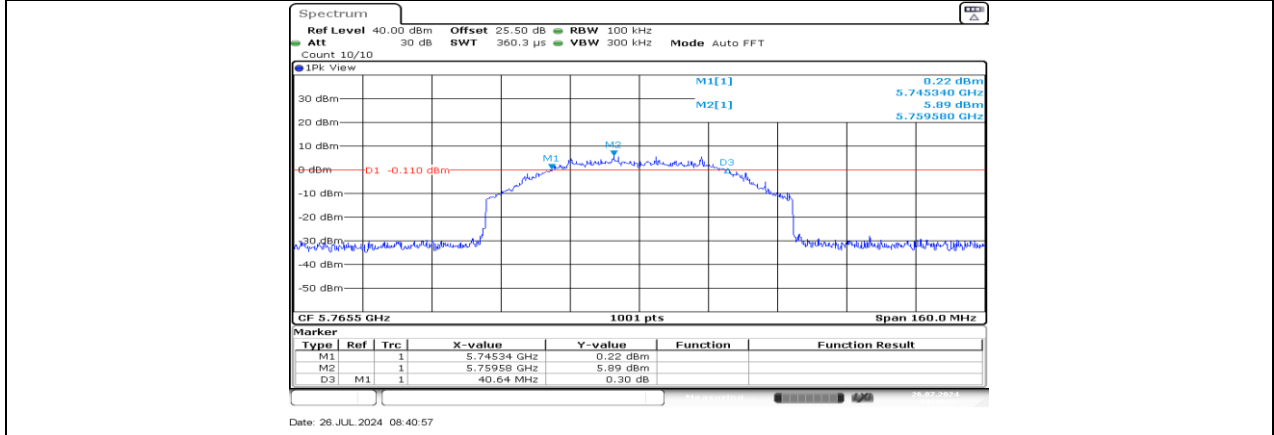
SRD 60M_Ant1_5787.5



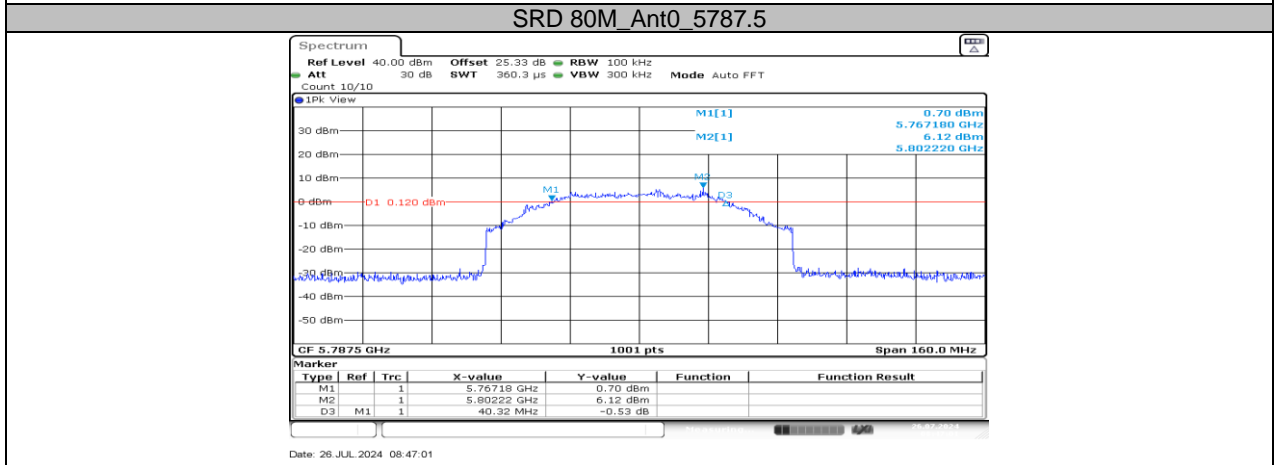
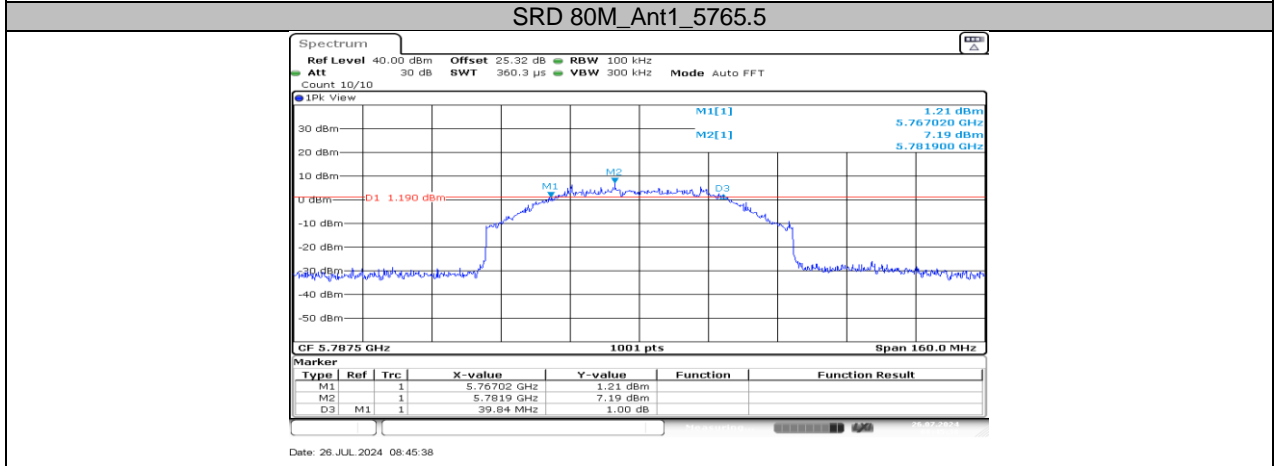
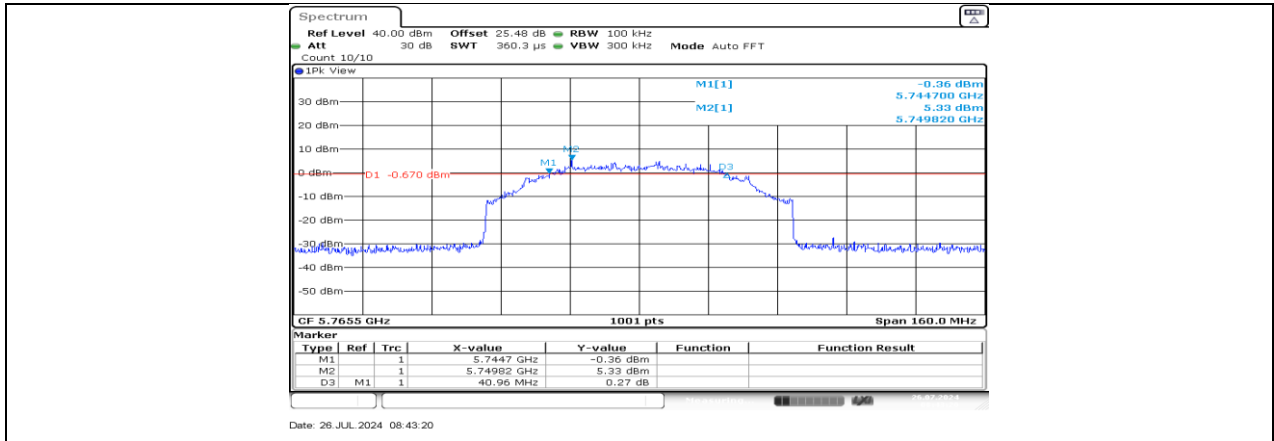
SRD 60M_Ant0_5819.5

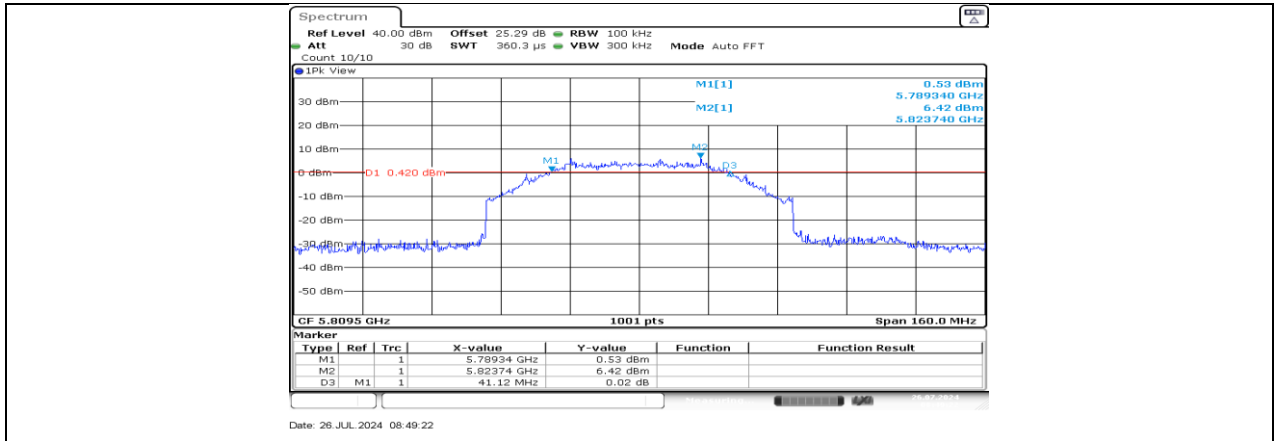


SRD 60M_Ant1_5819.5

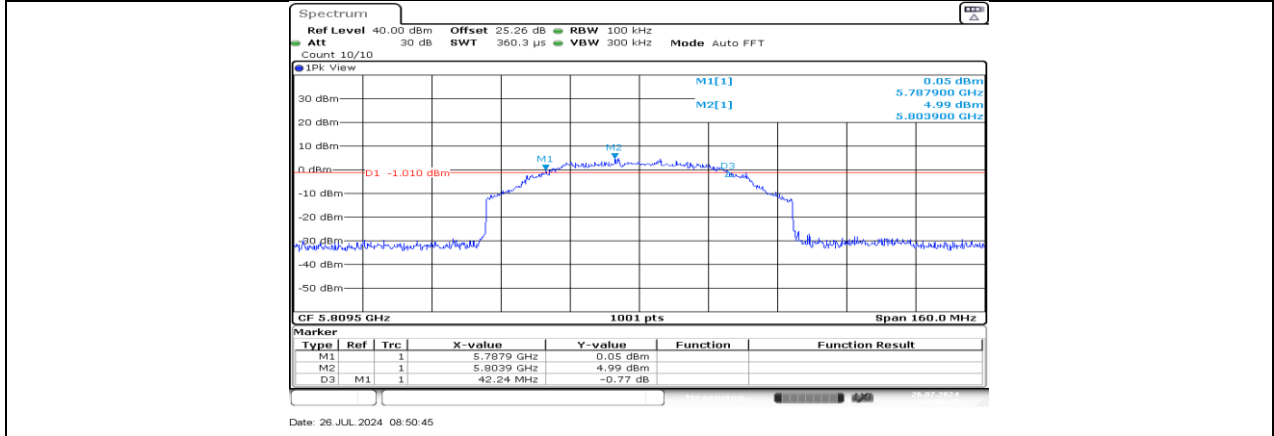


SRD 80M_Ant0_5765.5





SRD 80M_Ant0_5809.5



SRD 80M_Ant1_5809.5

11.4. APPENDIX D: MAXIMUM CONDUCTED OUTPUT POWER

11.4.1. Test Result

Mode	Freq(MHz)	Av.Power (dBm)		
		ANT0	ANT1	Total
1.4M	5728.5	24.02	23.51	26.78
	5786.5	23.65	23.66	26.67
	5846.12	23.72	23.46	26.60
3M	5727.5	24.44	24.07	27.27
	5787.2	24.24	24.13	27.20
	5847.2	24.31	24.13	27.23
5M	5732.5	25.48	25.86	28.68
	5787.5	24.71	25.39	28.07
	5842.5	25.00	25.23	28.13
10M	5157	1.49	1.74	4.63
	5159	3.38	3.60	6.50
	5164	7.63	7.37	10.51
	5167	10.73	10.61	13.68
	5170	14.48	14.53	17.52
	5201	15.48	14.66	18.10
	5245	13.54	16.14	18.04
	5730.5	26.14	25.70	28.94
	5787.5	25.78	25.64	28.72
5844.5	25.48	25.96	28.74	
20M	5161	4.02	3.77	6.91
	5162	5.11	4.91	8.02
	5166	9.08	8.32	11.73
	5167	10.63	10.71	13.68
	5169	14.02	14.53	17.29
	5201	15.60	14.73	18.20
	5240	14.09	16.17	18.26
	5735.5	25.78	25.32	28.57
	5787.5	25.79	25.41	28.61
5839.5	25.82	25.69	28.77	
40M	5170	7.33	7.57	10.46
	5171	7.86	8.01	10.95
	5173	9.69	8.92	12.33

	5180	11.35	11.43	14.40
	5186	13.58	13.50	16.55
	5200	15.35	15.32	18.35
	5230	15.10	15.47	18.30
	5745.5	21.94	21.23	24.61
	5757.5	24.00	23.38	26.71
	5765.5	25.96	25.52	28.76
	5787.5	25.87	25.35	28.63
	5805.5	25.08	24.21	27.68
	5823.5	23.26	22.63	25.97
	5829.50	21.50	20.91	24.23
60M	5755.5	22.38	21.29	24.88
	5787.5	22.24	21.73	25.00
	5819.5	22.51	21.42	25.01
80M	5765.5	22.72	21.50	25.16
	5787.5	22.59	22.08	25.35
	5809.5	22.54	21.67	25.14

Mode	Freq(MHz)	Av.Power (dBm)		
		ANT0	ANT3	Total
1.4M	5728.5	22.58	21.79	25.21
	5786.5	22.32	21.24	24.82
	5846.12	21.93	21.71	24.83
3M	5727.5	21.89	22.13	25.02
	5787.2	22.05	22.34	25.21
	5847.2	22.19	22.21	25.21
5M	5732.5	24.24	23.54	26.91
	5787.5	22.51	23.11	25.83
	5842.5	23.12	22.97	26.06
10M	5157	-0.51	-0.36	2.58
	5159	0.93	1.10	4.03
	5164	5.43	5.12	8.29
	5167	7.98	7.91	10.96
	5170	11.83	11.72	14.79
	5201	12.58	12.96	15.78
	5245	11.14	13.45	15.46
	5730.5	24.02	23.58	26.82
	5787.5	23.70	24.00	26.86

	5844.5	23.89	23.92	26.92
20M	5161	2.22	1.37	4.83
	5162	2.31	3.06	5.71
	5166	6.93	5.77	9.40
	5167	8.03	7.86	10.96
	5169	11.42	12.13	14.80
	5201	12.90	12.58	15.75
	5240	11.74	13.82	15.91
	5735.5	24.03	23.80	26.93
	5787.5	24.03	23.69	26.87
	5839.5	23.90	24.01	26.97
40M	5170	4.73	5.22	7.99
	5171	5.16	6.41	8.84
	5173	6.89	6.22	9.58
	5180	8.70	9.08	11.90
	5186	11.13	11.05	14.10
	5200	12.60	12.87	15.75
	5230	12.90	12.82	15.87
	5745.5	19.94	19.87	22.92
	5757.5	22.11	22.18	25.16
	5765.5	24.13	23.80	26.98
	5787.5	24.23	23.51	26.90
	5805.5	23.36	22.81	26.10
	5823.5	21.42	20.23	23.88
5829.50	19.10	19.43	22.28	
60M	5755.5	20.76	19.81	23.32
	5787.5	20.84	19.97	23.44
	5819.5	21.11	19.30	23.31
80M	5765.5	21.03	20.22	23.65
	5787.5	21.39	19.84	23.69
	5809.5	20.42	19.59	23.04

Mode	Freq(MHz)	Av.Power (dBm)		
		ANT1	ANT2	Total
1.4M	5728.5	22.74	21.43	25.14
	5786.5	22.13	21.89	25.02
	5846.12	22.03	21.08	24.59
3M	5727.5	21.45	22.15	24.82
	5787.2	21.33	22.05	24.72

	5847.2	21.79	22.01	24.91
5M	5732.5	23.64	24.34	27.01
	5787.5	23.07	23.03	26.06
	5842.5	23.56	23.12	26.36
10M	5157	-0.86	-0.11	2.54
	5159	0.38	1.20	3.82
	5164	5.63	5.37	8.51
	5167	7.88	8.01	10.96
	5170	11.98	11.62	14.81
	5201	12.53	11.66	15.13
	5245	11.39	13.47	15.56
	5730.5	24.22	24.50	27.37
	5787.5	24.18	24.04	27.12
	5844.5	23.98	24.01	27.01
20M	5161	1.62	1.87	4.76
	5162	3.23	2.51	5.90
	5166	6.13	5.67	8.92
	5167	8.58	7.96	11.29
	5169	11.42	11.53	14.24
	5201	12.75	12.83	15.80
	5240	11.09	13.47	15.84
	5735.5	24.46	23.52	27.03
	5787.5	24.03	23.45	26.76
	5839.5	24.02	24.01	27.03
40M	5170	4.63	5.82	8.28
	5171	5.21	6.21	8.75
	5173	7.44	6.92	10.20
	5180	8.50	8.68	11.60
	5186	11.73	10.85	14.32
	5200	13.15	12.42	15.81
	5230	13.00	12.47	15.75
	5745.5	19.74	19.51	22.64
	5757.5	22.24	21.86	25.06
	5765.5	24.76	23.56	27.21
	5787.5	24.27	23.59	26.95
	5805.5	23.08	22.73	25.92
	5823.5	21.18	20.47	23.85
5829.50	19.50	18.87	22.21	
60M	5755.5	20.70	19.41	23.11
	5787.5	20.77	20.13	23.47

	5819.5	21.15	19.14	23.27
80M	5765.5	20.48	20.02	23.27
	5787.5	20.51	20.84	23.69
	5809.5	20.98	19.87	23.47

Mode	Freq(MHz)	Av.Power (dBm)		
		ANT2	ANT3	Total
1.4M	5728.5	22.74	21.51	25.18
	5786.5	22.15	21.94	25.06
	5846.12	21.94	22.01	24.99
3M	5727.5	22.31	22.07	25.20
	5787.2	22.54	22.17	25.37
	5847.2	22.45	22.33	25.40
5M	5732.5	23.96	24.13	27.06
	5787.5	23.07	23.27	26.18
	5842.5	23.54	23.15	26.36
10M	5157	-0.31	-0.71	2.50
	5159	1.44	1.38	4.42
	5164	5.28	4.67	8.00
	5167	8.28	8.41	11.36
	5170	12.28	12.12	15.21
	5201	12.53	12.11	15.34
	5245	11.69	13.79	15.88
	5730.5	24.14	23.46	26.82
	5787.5	23.98	23.88	26.94
5844.5	23.89	23.97	26.94	
20M	5161	1.57	0.97	4.29
	5162	3.06	2.11	5.62
	5166	6.13	6.32	9.24
	5167	7.98	8.41	11.21
	5169	10.52	12.51	14.64
	5201	12.40	12.58	15.50
	5240	10.64	14.17	15.76
	5735.5	23.54	23.40	26.48
	5787.5	24.13	23.65	26.91
5839.5	24.21	24.23	27.23	
40M	5170	5.13	5.27	8.21
	5171	5.11	5.51	8.32

	5173	6.74	6.07	9.43
	5180	8.95	8.43	11.71
	5186	11.13	11.20	14.18
	5200	12.80	12.92	15.87
	5230	12.20	12.97	15.61
	5745.5	20.10	19.07	22.63
	5757.5	22.16	21.22	24.73
	5765.5	23.76	23.76	26.77
	5787.5	23.98	24.11	27.06
	5805.5	22.68	23.01	25.86
	5823.5	21.02	20.83	23.94
	5829.50	19.34	18.95	22.16
60M	5755.5	20.50	19.49	23.03
	5787.5	20.40	19.49	22.98
	5819.5	20.83	19.74	23.33
80M	5765.5	21.03	20.06	23.58
	5787.5	20.75	20.04	23.42
	5809.5	21.06	19.67	23.43

- Note: 1. Conducted Power=Meas. Level+ Correction Factor
2. The Duty Cycle Factor (refer to section 7.1) had already compensated to the test data.

11.5. APPENDIX E: MAXIMUM POWER SPECTRAL DENSITY

11.5.1. Test Result

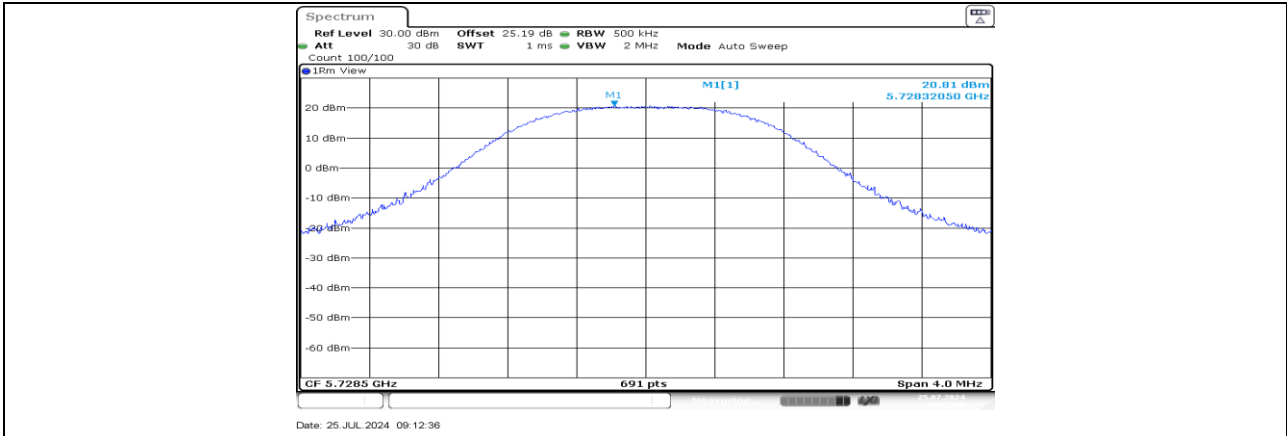
Test Mode	Antenna	Frequency[MHz]	Power [dBm/MHz]	Limit [dBm/MHz]	Verdict
SRD 1.4M	Ant0	5728.5	20.81	≤30.00	PASS
	Ant1	5728.5	20.27	≤30.00	PASS
	total	5728.5	23.56	≤30.00	PASS
	Ant0	5786.5	20.62	≤30.00	PASS
	Ant1	5786.5	20.58	≤30.00	PASS
	total	5786.5	23.61	≤30.00	PASS
	Ant0	5846.12	20.53	≤30.00	PASS
	Ant1	5846.12	20.16	≤30.00	PASS
	total	5846.12	23.36	≤30.00	PASS
SRD 3M	Ant0	5727.5	19.38	≤30.00	PASS
	Ant1	5727.5	18.79	≤30.00	PASS
	total	5727.5	22.11	≤30.00	PASS
	Ant0	5787.2	18.90	≤30.00	PASS
	Ant1	5787.2	18.84	≤30.00	PASS
	total	5787.2	21.88	≤30.00	PASS
	Ant0	5847.2	19.06	≤30.00	PASS
	Ant1	5847.2	19.17	≤30.00	PASS
	total	5847.2	22.13	≤30.00	PASS
SRD 5M	Ant0	5732.5	18.42	≤30.00	PASS
	Ant1	5732.5	18.16	≤30.00	PASS
	total	5732.5	21.30	≤30.00	PASS
	Ant0	5787.5	17.89	≤30.00	PASS
	Ant1	5787.5	17.77	≤30.00	PASS
	total	5787.5	20.84	≤30.00	PASS
	Ant0	5842.5	15.81	≤30.00	PASS
	Ant1	5842.5	16.64	≤30.00	PASS
	total	5842.5	19.26	≤30.00	PASS
SRD 10M	Ant0	5157	-7.21	≤11.00	PASS
	Ant1	5157	-7.01	≤11.00	PASS
	total	5157	-4.10	≤11.00	PASS
	Ant0	5159	-5.45	≤11.00	PASS
	Ant1	5159	-5.20	≤11.00	PASS
	total	5159	-2.31	≤11.00	PASS
	Ant0	5201	6.65	≤11.00	PASS
	Ant1	5201	5.84	≤11.00	PASS
	total	5201	9.27	≤11.00	PASS
	Ant0	5245	4.74	≤11.00	PASS
	Ant1	5245	7.75	≤11.00	PASS
	total	5245	9.51	≤11.00	PASS
	Ant0	5730.5	15.15	≤30.00	PASS
	Ant1	5730.5	14.22	≤30.00	PASS
	total	5730.5	17.72	≤30.00	PASS
	Ant0	5787.5	14.80	≤30.00	PASS
	Ant1	5787.5	14.04	≤30.00	PASS
	total	5787.5	17.45	≤30.00	PASS
	Ant0	5844.5	13.79	≤30.00	PASS
	Ant1	5844.5	14.53	≤30.00	PASS
	total	5844.5	17.19	≤30.00	PASS
SRD 20M	Ant0	5161	-7.59	≤11.00	PASS
	Ant1	5161	-7.82	≤11.00	PASS
	total	5161	-4.69	≤11.00	PASS
	Ant0	5162	-6.46	≤11.00	PASS
	Ant1	5162	-6.71	≤11.00	PASS
	total	5162	-3.57	≤11.00	PASS
	Ant0	5201	4.33	≤11.00	PASS

	Ant1	5201	3.52	≤11.00	PASS
	total	5201	6.95	≤11.00	PASS
	Ant0	5240	2.35	≤11.00	PASS
	Ant1	5240	4.99	≤11.00	PASS
	total	5240	6.88	≤11.00	PASS
	Ant0	5735.5	12.16	≤30.00	PASS
	Ant1	5735.5	11.24	≤30.00	PASS
	total	5735.5	14.73	≤30.00	PASS
	Ant0	5787.5	11.98	≤30.00	PASS
	Ant1	5787.5	11.19	≤30.00	PASS
	total	5787.5	14.61	≤30.00	PASS
	Ant0	5839.5	12.39	≤30.00	PASS
	Ant1	5839.5	11.68	≤30.00	PASS
	total	5839.5	15.06	≤30.00	PASS
	Ant0	5170	-7.04	≤11.00	PASS
	Ant1	5170	-6.84	≤11.00	PASS
	total	5170	-3.93	≤11.00	PASS
	Ant0	5171	-6.56	≤11.00	PASS
	Ant1	5171	-6.27	≤11.00	PASS
	total	5171	-3.40	≤11.00	PASS
	Ant0	5200	2.71	≤11.00	PASS
	Ant1	5200	3.26	≤11.00	PASS
	total	5200	6.00	≤11.00	PASS
	Ant0	5230	2.67	≤11.00	PASS
	Ant1	5230	3.11	≤11.00	PASS
	total	5230	5.91	≤11.00	PASS
	Ant0	5745.5	6.42	≤30.00	PASS
	Ant1	5745.5	5.57	≤30.00	PASS
	total	5745.5	9.03	≤30.00	PASS
	Ant0	5757.5	8.84	≤30.00	PASS
	Ant1	5757.5	7.87	≤30.00	PASS
	total	5757.5	11.39	≤30.00	PASS
	Ant0	5765.5	10.69	≤30.00	PASS
	Ant1	5765.5	10.22	≤30.00	PASS
	total	5765.5	13.47	≤30.00	PASS
	Ant0	5787.5	10.63	≤30.00	PASS
	Ant1	5787.5	9.98	≤30.00	PASS
	total	5787.5	13.33	≤30.00	PASS
	Ant0	5805.5	9.77	≤30.00	PASS
	Ant1	5805.5	8.76	≤30.00	PASS
	total	5805.5	12.30	≤30.00	PASS
	Ant0	5823.5	7.84	≤30.00	PASS
	Ant1	5823.5	7.33	≤30.00	PASS
	total	5823.5	10.60	≤30.00	PASS
	Ant0	5829.5	5.95	≤30.00	PASS
	Ant1	5829.5	5.42	≤30.00	PASS
	total	5829.5	8.70	≤30.00	PASS
	Ant0	5755.5	4.58	≤30.00	PASS
	Ant1	5755.5	3.51	≤30.00	PASS
	total	5755.5	7.09	≤30.00	PASS
	Ant0	5787.5	4.48	≤30.00	PASS
	Ant1	5787.5	3.94	≤30.00	PASS
	total	5787.5	7.23	≤30.00	PASS
	Ant0	5819.5	4.37	≤30.00	PASS
	Ant1	5819.5	3.34	≤30.00	PASS
	total	5819.5	6.90	≤30.00	PASS
	Ant0	5765.5	4.42	≤30.00	PASS
	Ant1	5765.5	3.69	≤30.00	PASS
	total	5765.5	7.08	≤30.00	PASS
	Ant0	5787.5	4.84	≤30.00	PASS

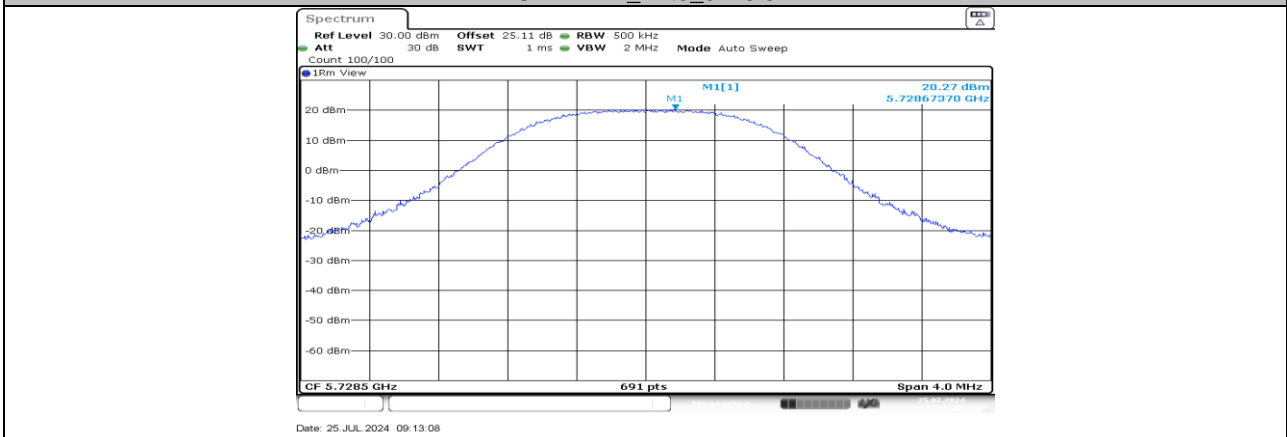
	Ant1	5787.5	4.70	≤ 30.00	PASS
	total	5787.5	7.78	≤ 30.00	PASS
	Ant0	5809.5	4.43	≤ 30.00	PASS
	Ant1	5809.5	3.60	≤ 30.00	PASS
	total	5809.5	7.05	≤ 30.00	PASS

- Note: 1.The Result and Limit Unit is dBm/500 kHz in the band 5.725–5.85 GHz.
2.The Duty Cycle Factor and RBW Factor is compensated in the graph.

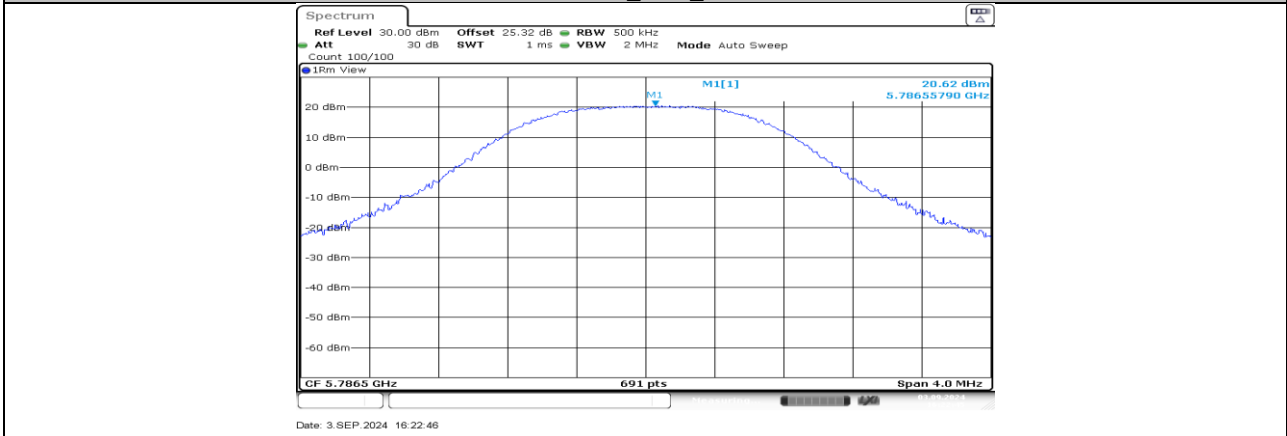
11.5.2. Test Graphs



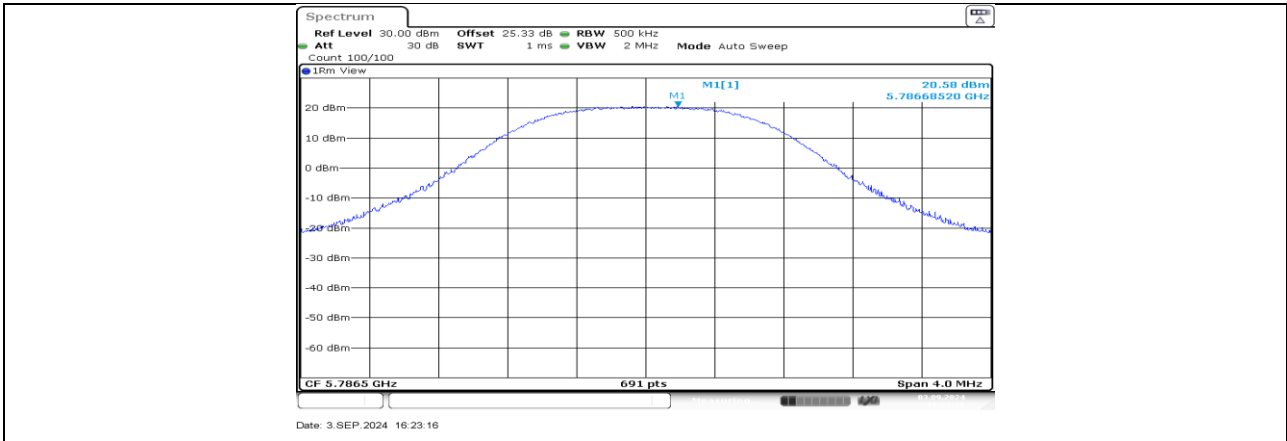
SRD 1.4M_Ant0_5728.5



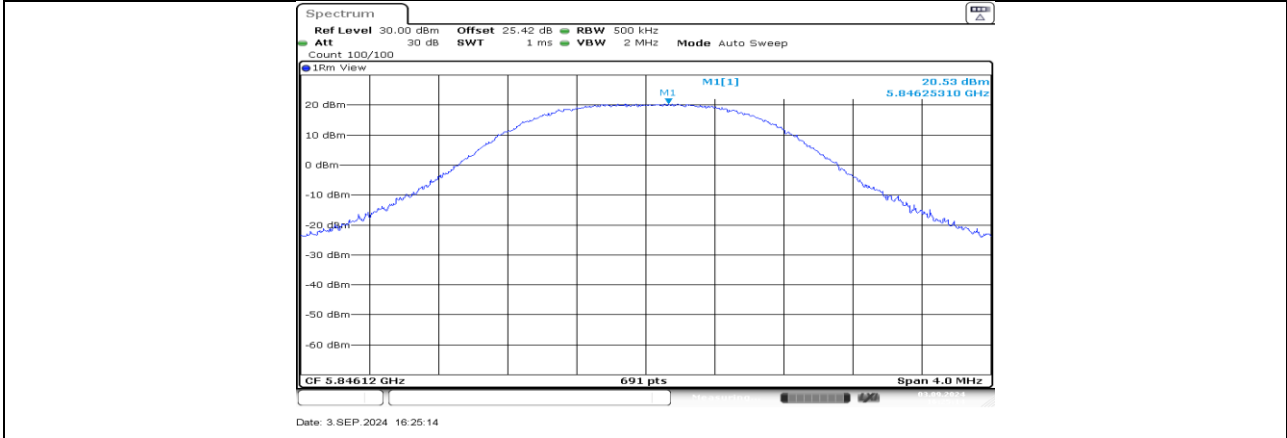
SRD 1.4M_Ant1_5728.5



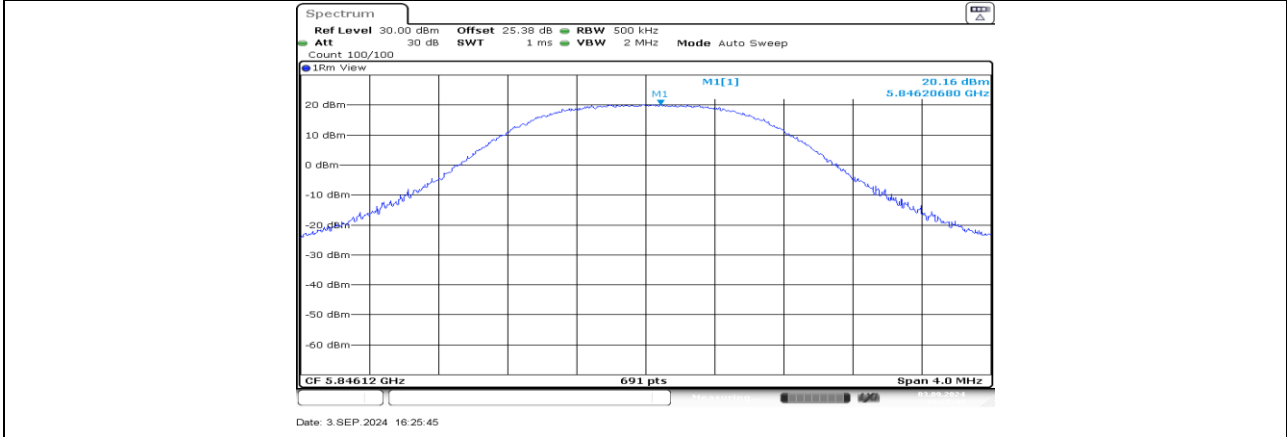
SRD 1.4M_Ant0_5786.5



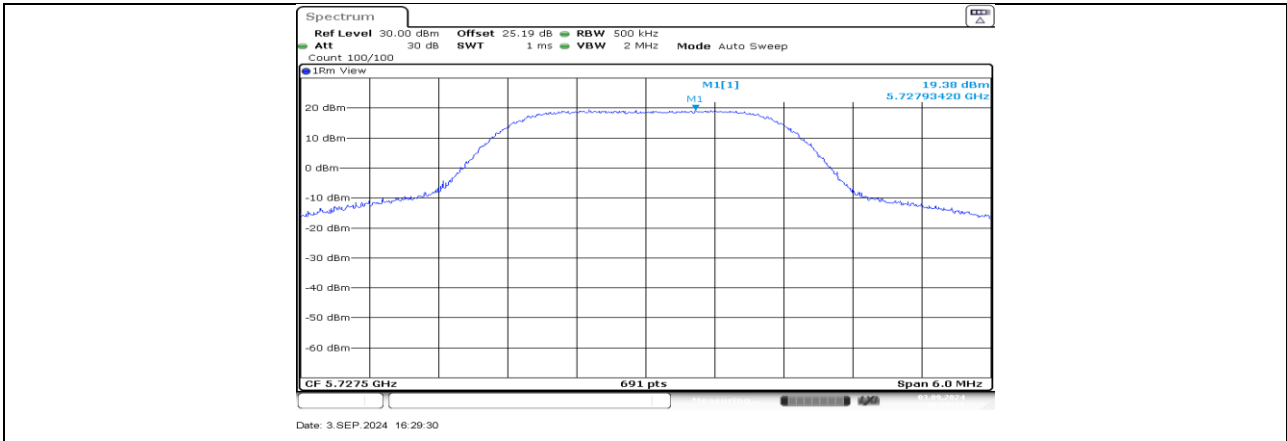
SRD 1.4M_Ant1_5786.5



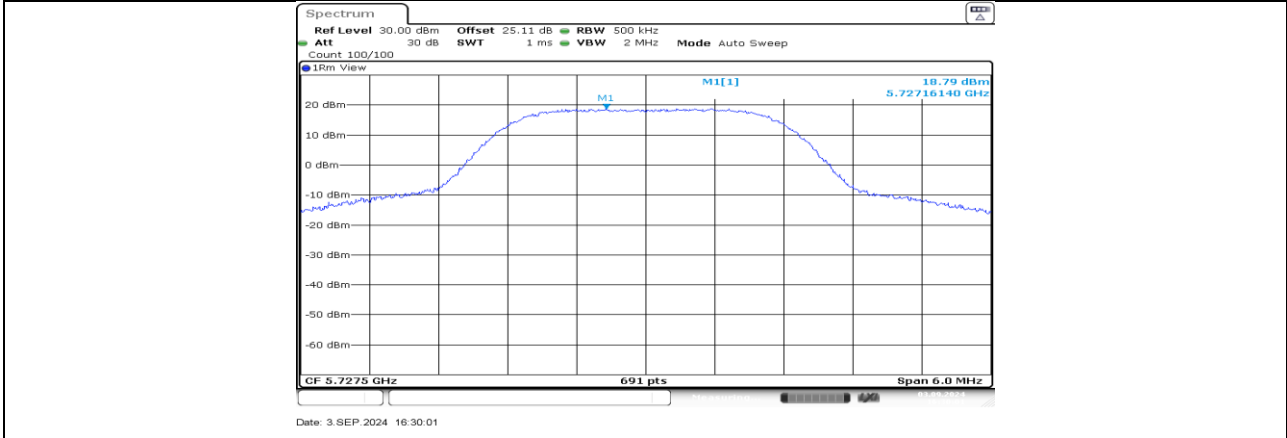
SRD 1.4M_Ant0_5846.12



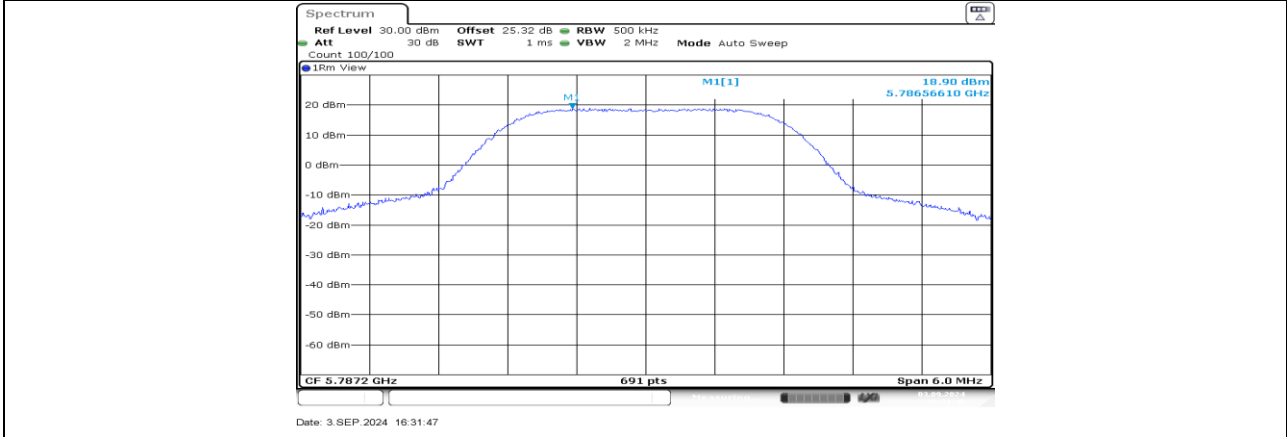
SRD 1.4M_Ant1_5846.12



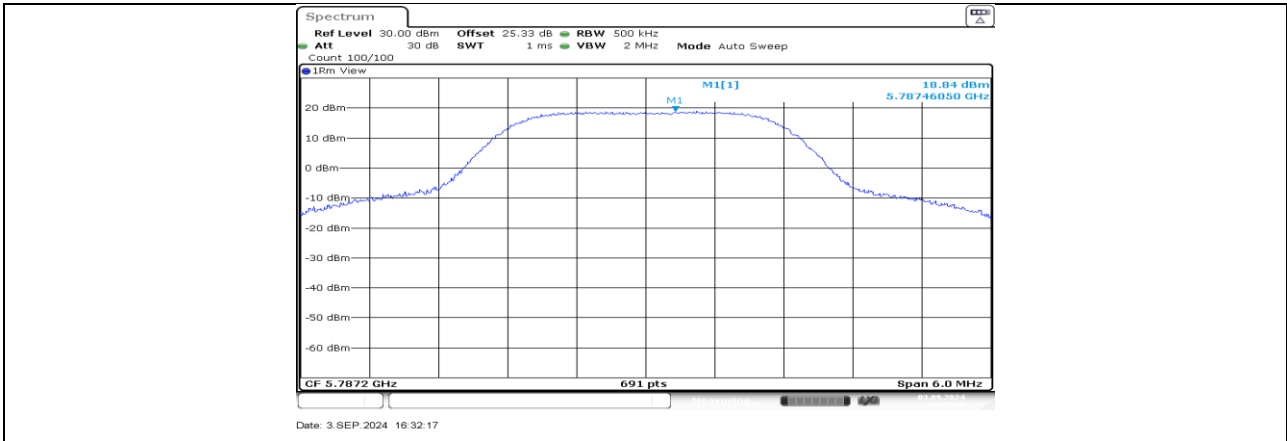
SRD 3M_Ant0_5727.5



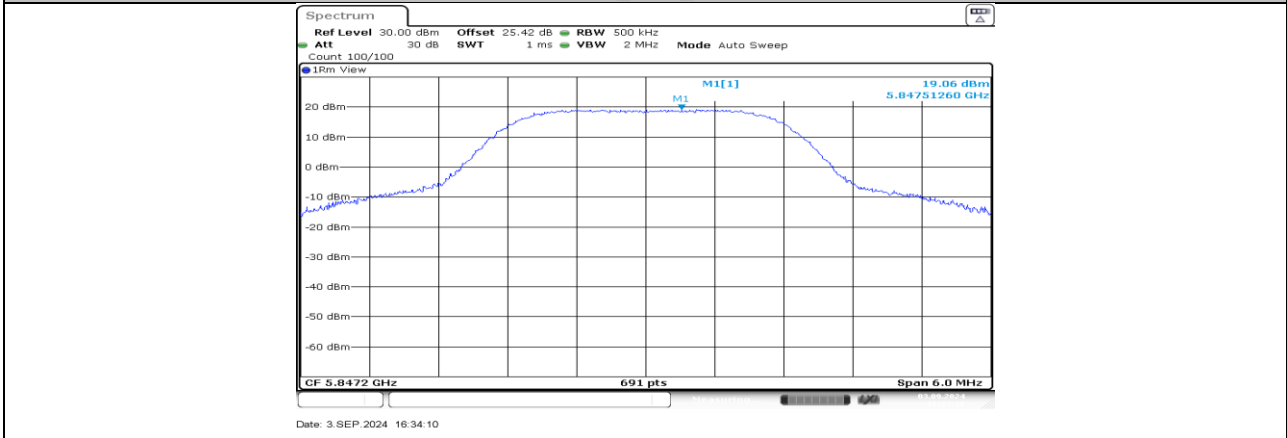
SRD 3M_Ant1_5727.5



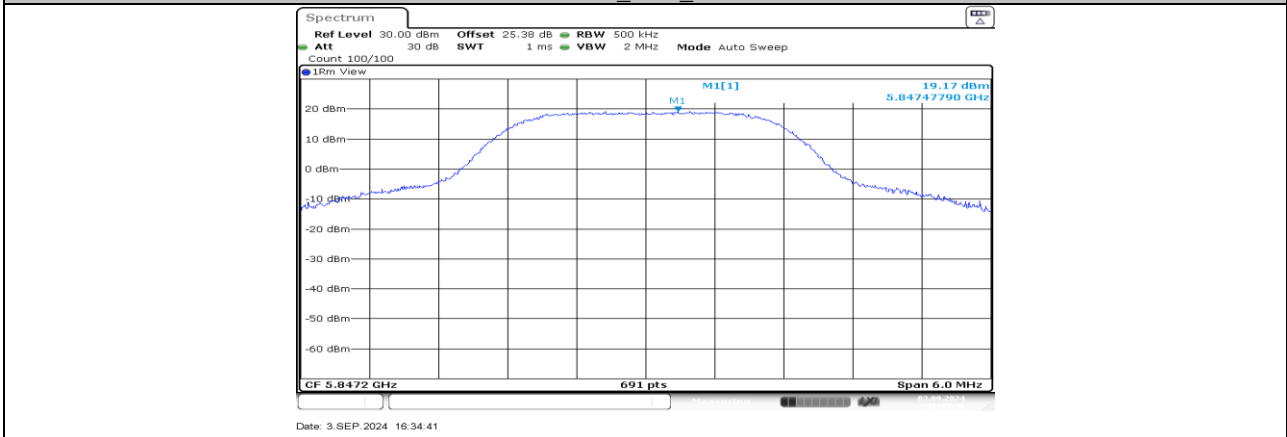
SRD 3M_Ant0_5787.2



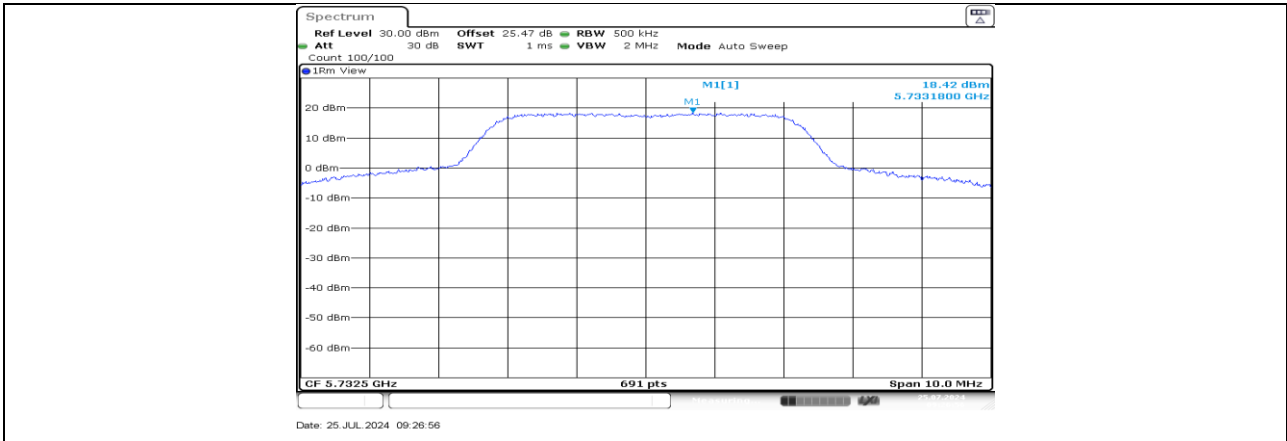
SRD 3M_Ant1_5787.2



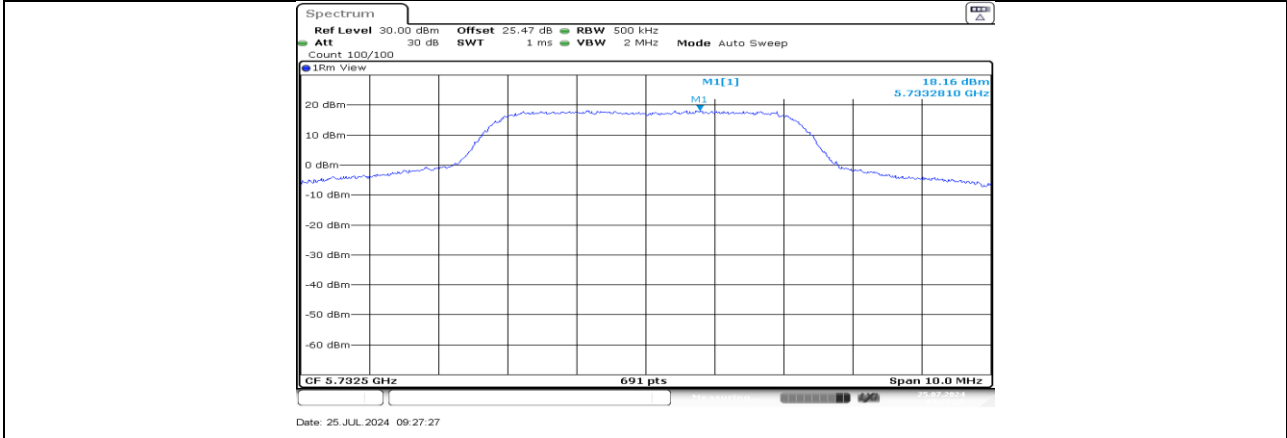
SRD 3M_Ant0_5847.2



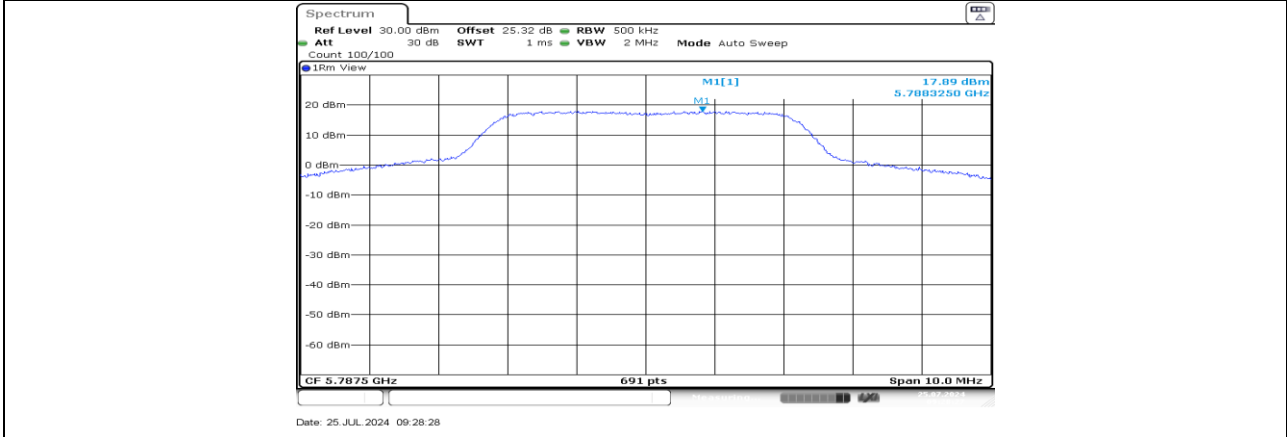
SRD 3M_Ant1_5847.2



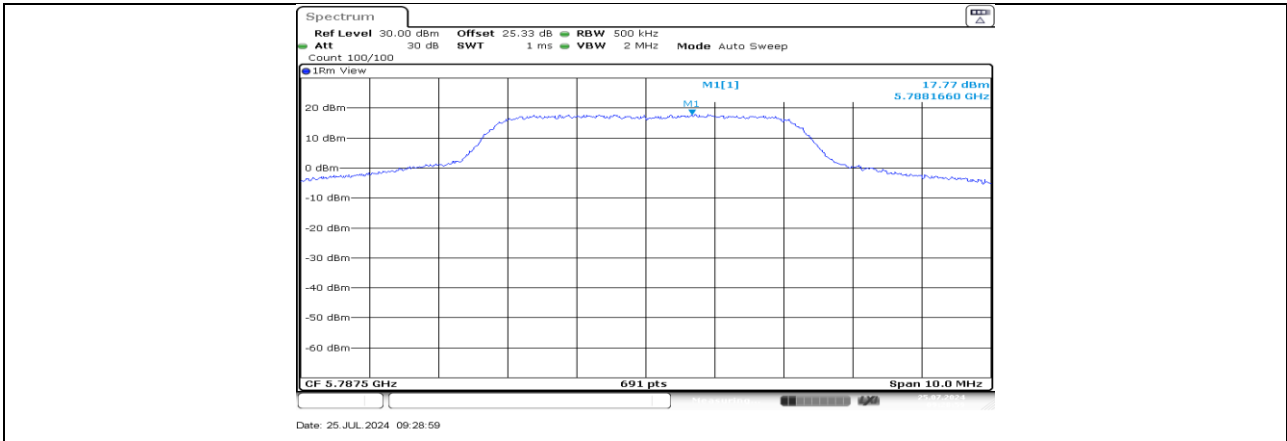
SRD 5M_Ant0_5732.5



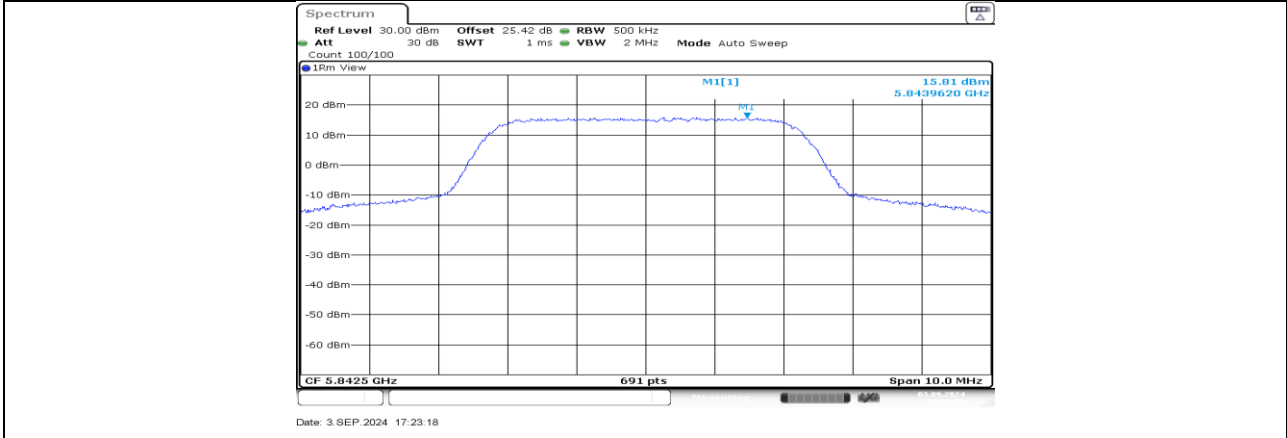
SRD 5M_Ant1_5732.5



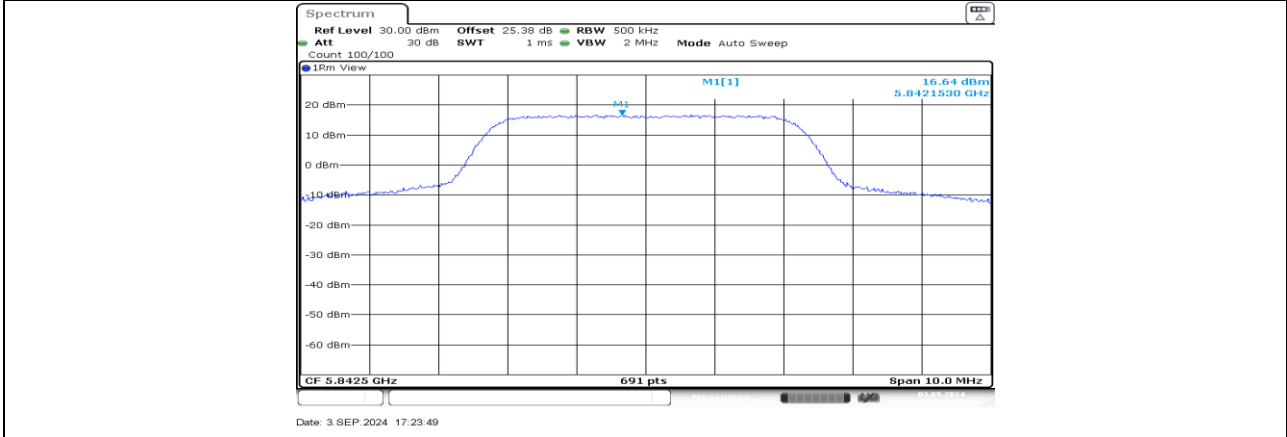
SRD 5M_Ant0_5787.5



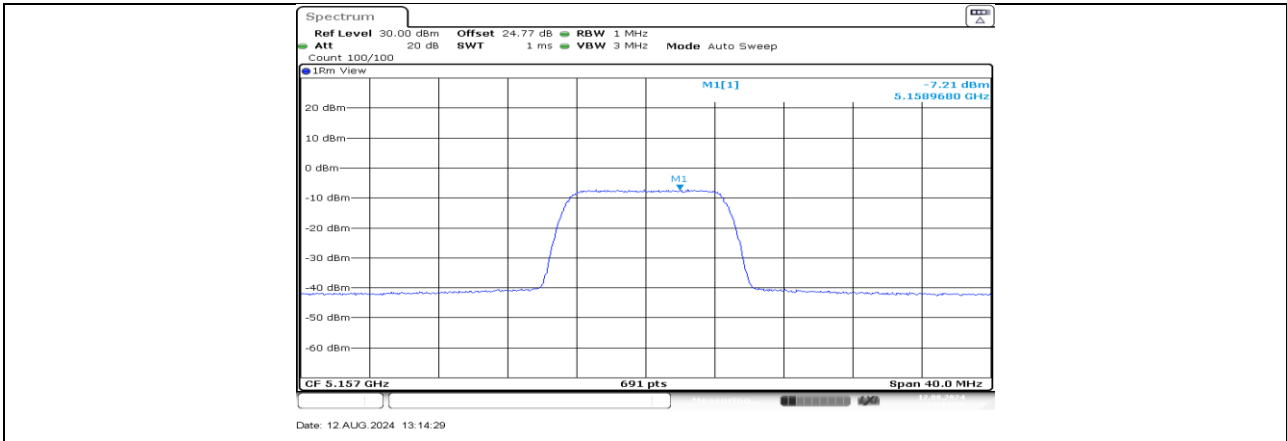
SRD 5M_Ant1_5787.5



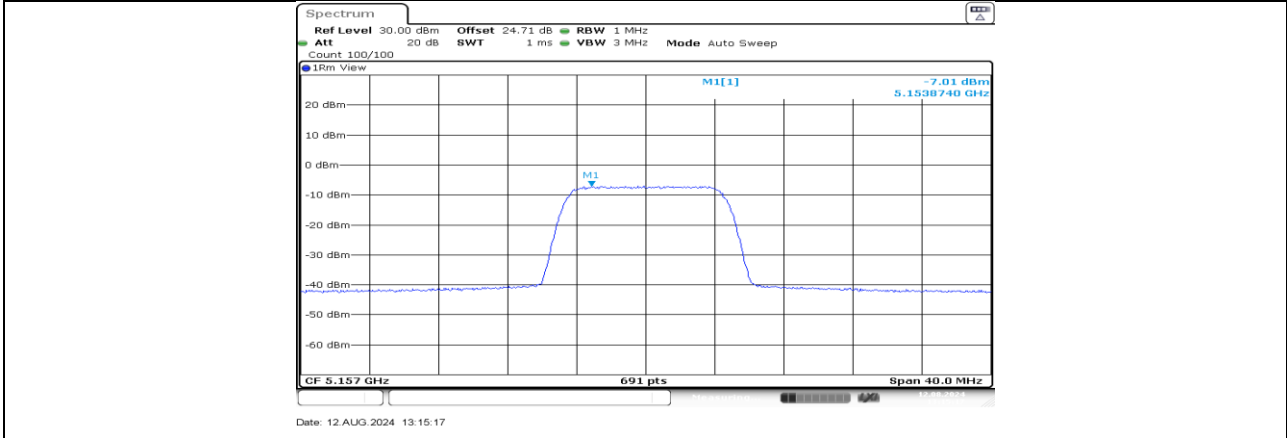
SRD 5M_Ant0_5842.5



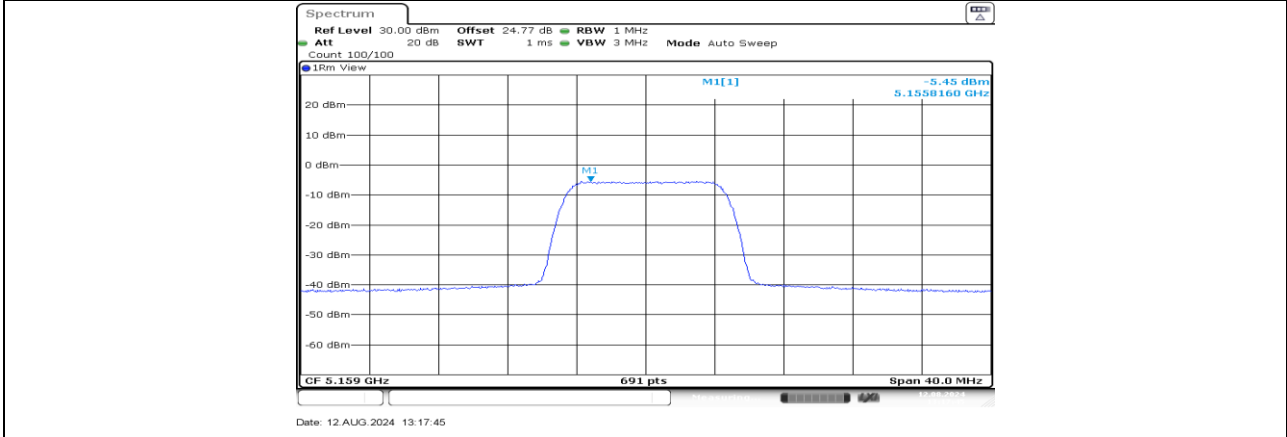
SRD 5M_Ant1_5842.5



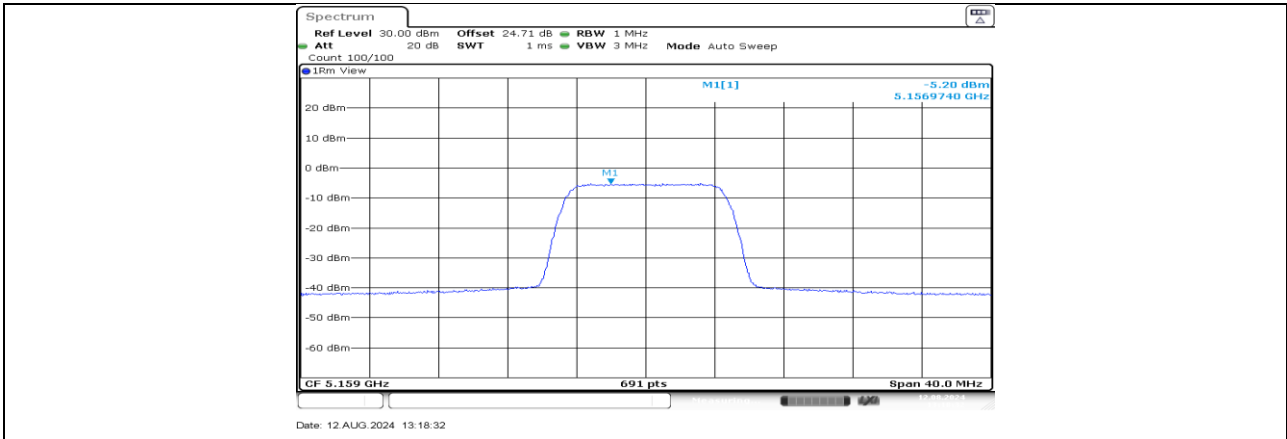
SRD 10M_Ant0_5157



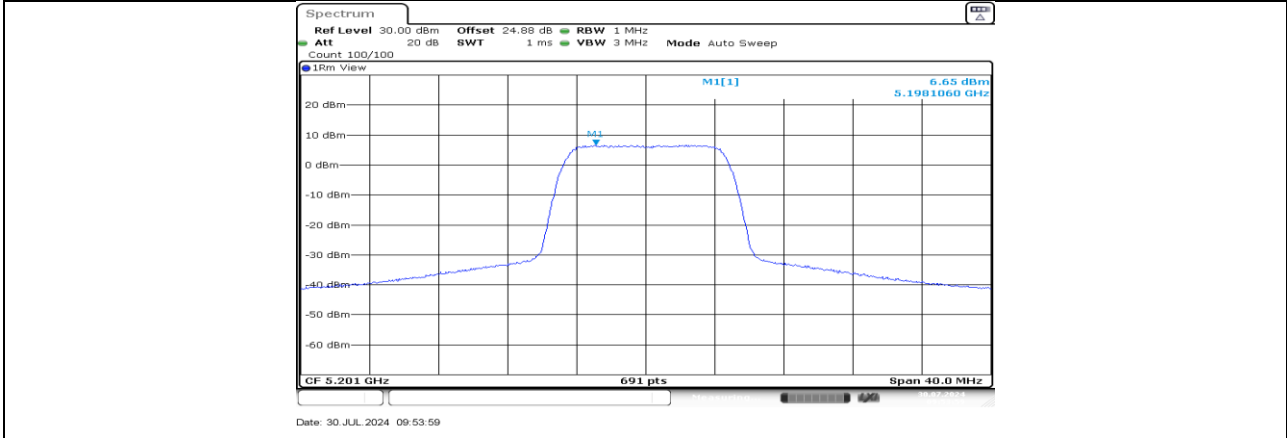
SRD 10M_Ant1_5157



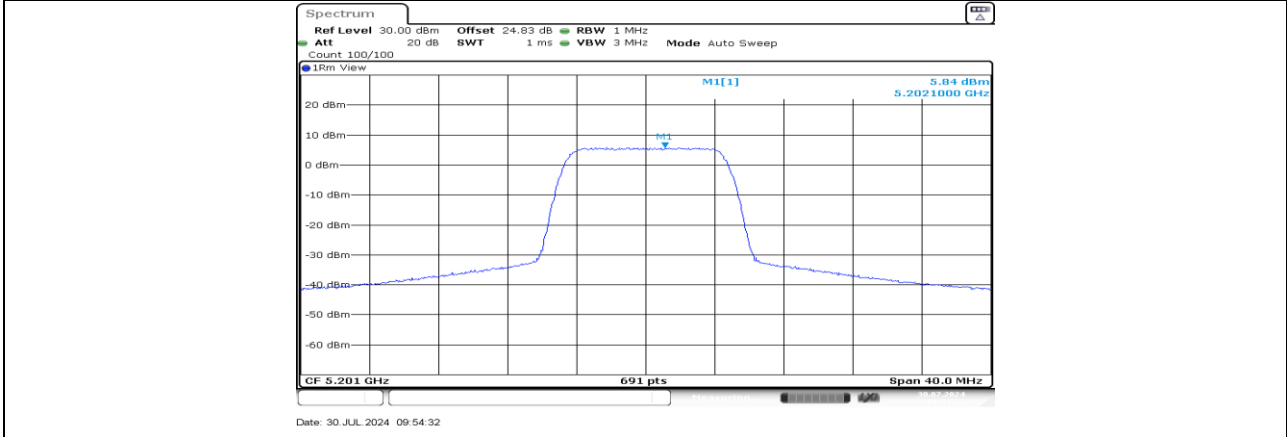
SRD 10M_Ant0_5159



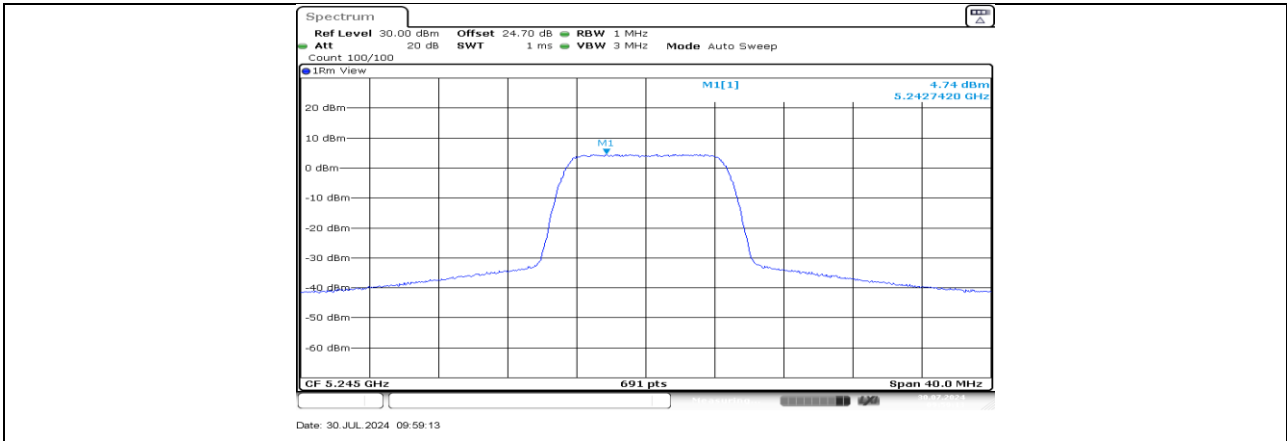
SRD 10M_Ant1_5159



SRD 10M_Ant0_5201



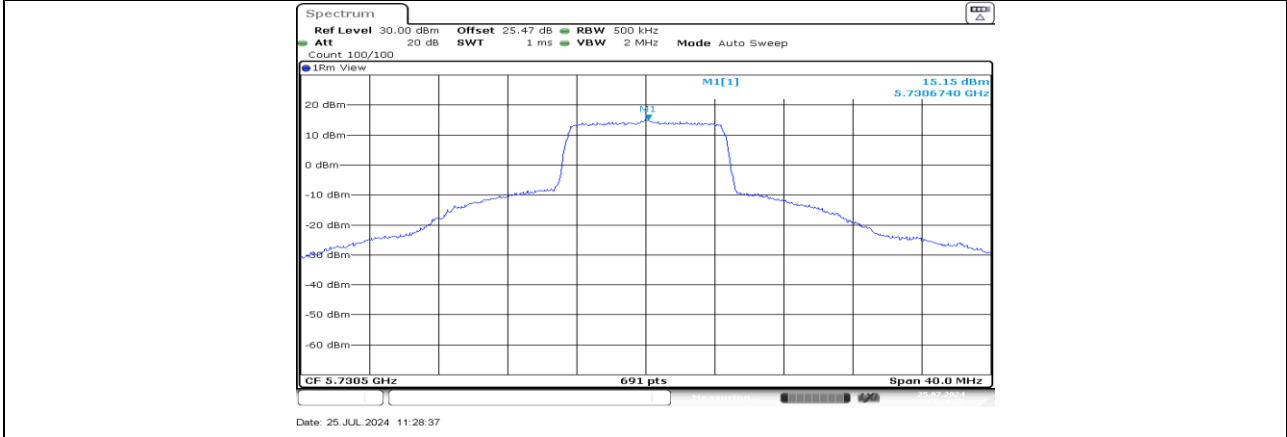
SRD 10M_Ant1_5201



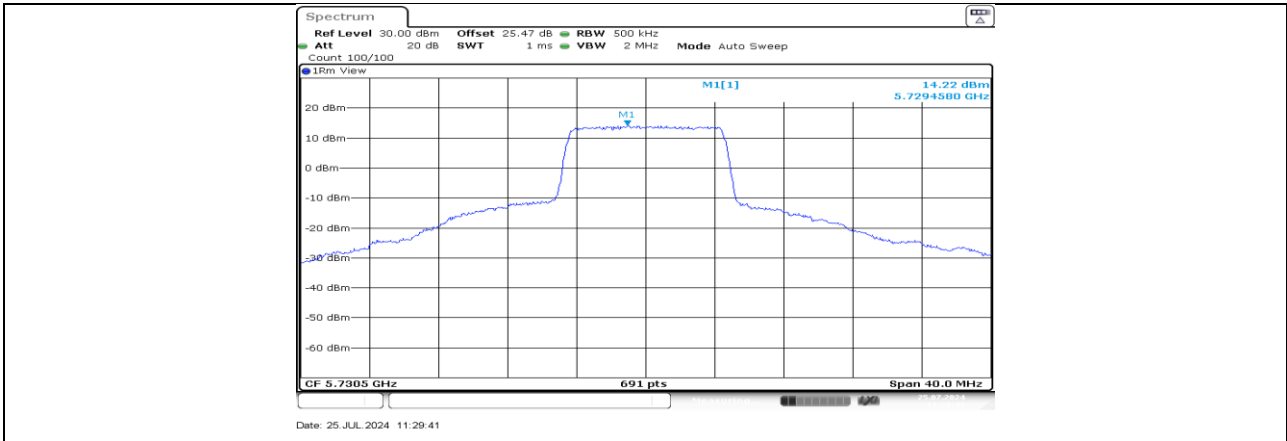
SRD 10M_Ant0_5245



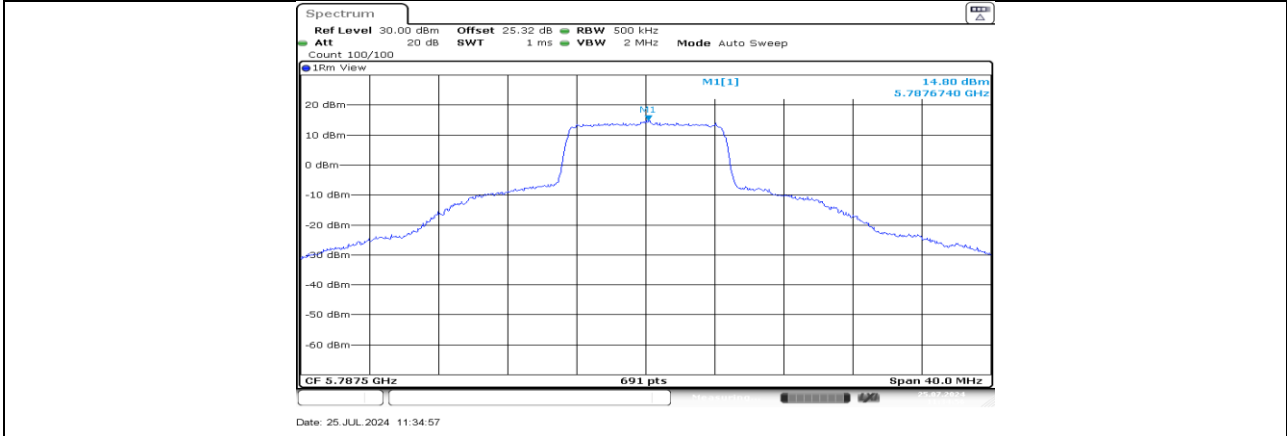
SRD 10M_Ant1_5245



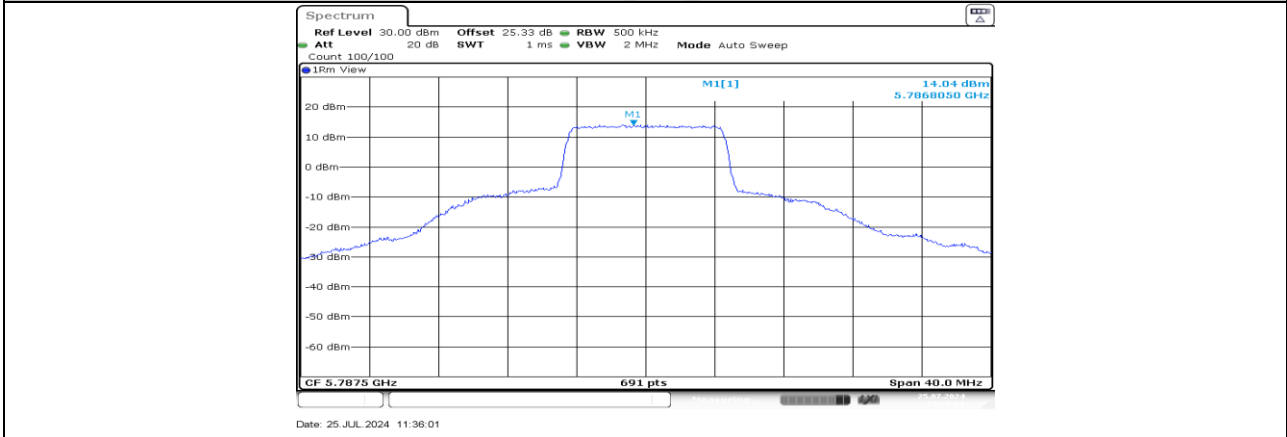
SRD 10M_Ant0_5730.5



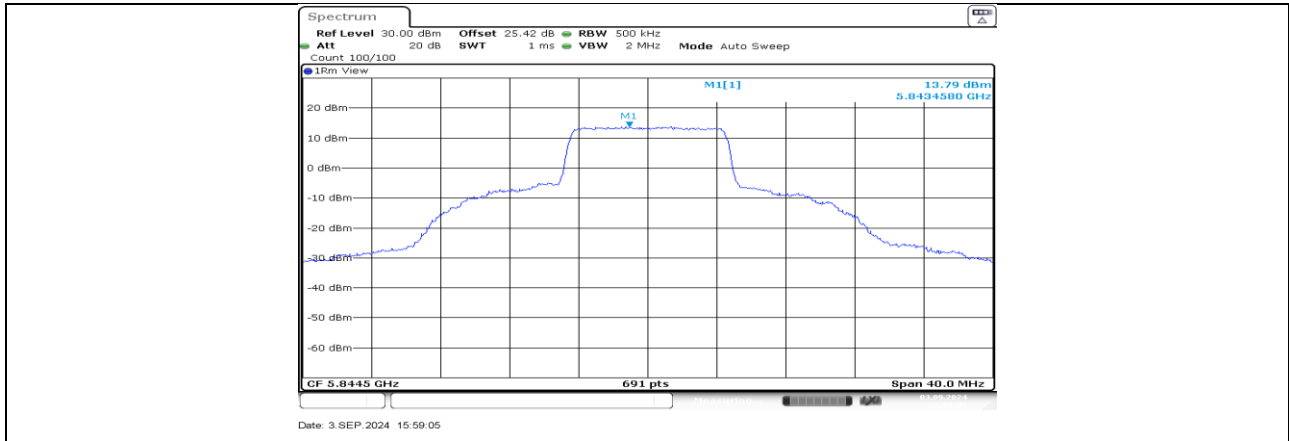
SRD 10M_Ant1_5730.5



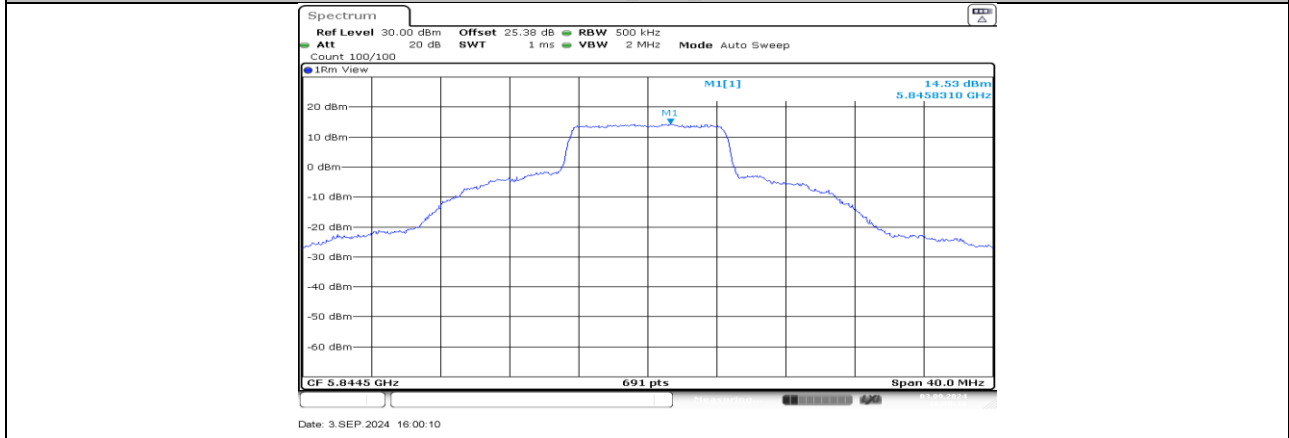
SRD 10M_Ant0_5787.5



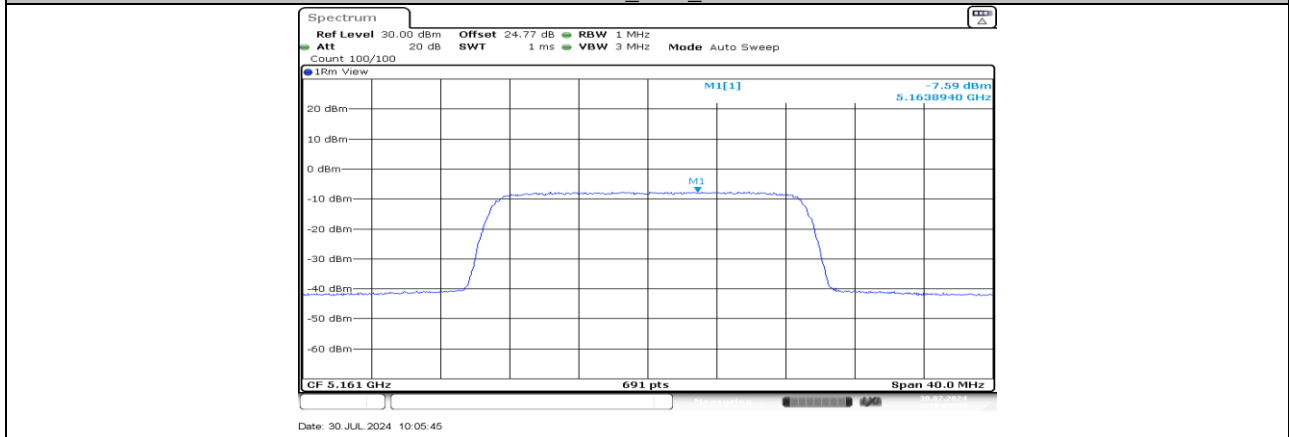
SRD 10M_Ant1_5787.5



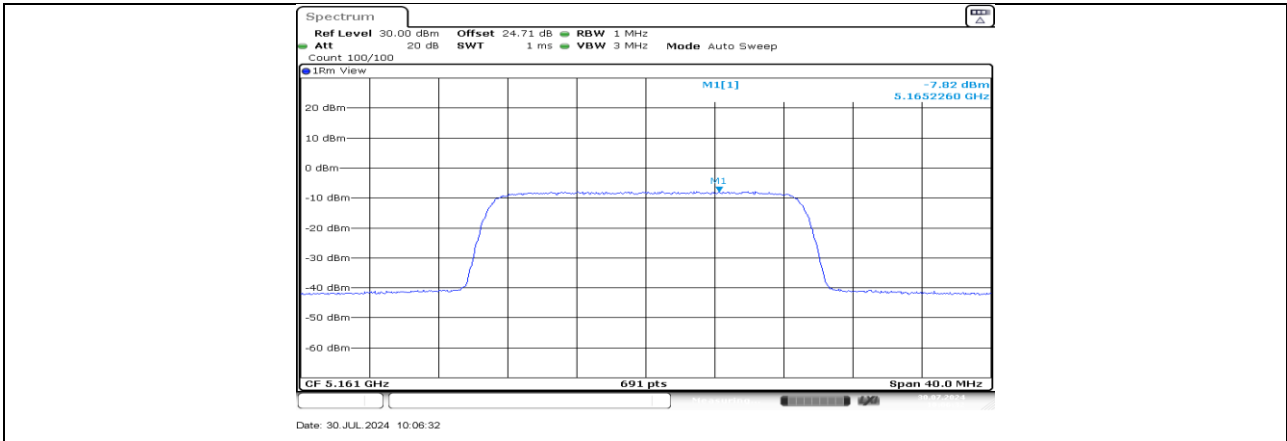
SRD 10M_Ant0_5844.5



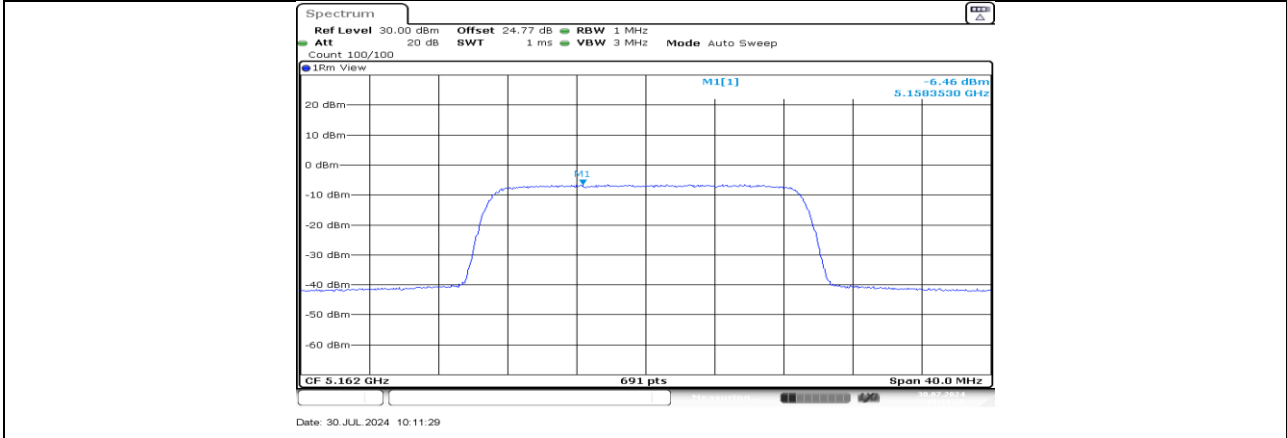
SRD 10M_Ant1_5844.5



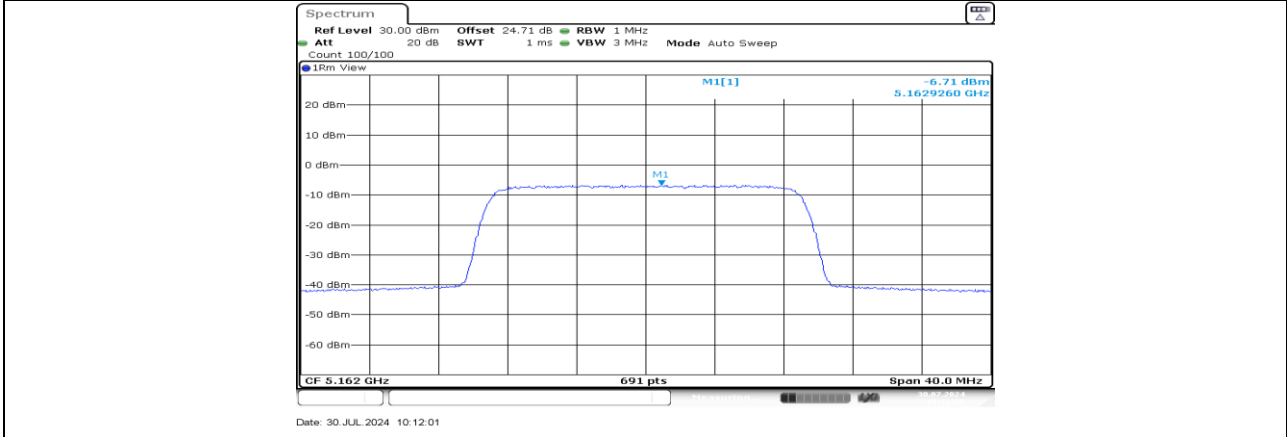
SRD 20M_Ant0_5161



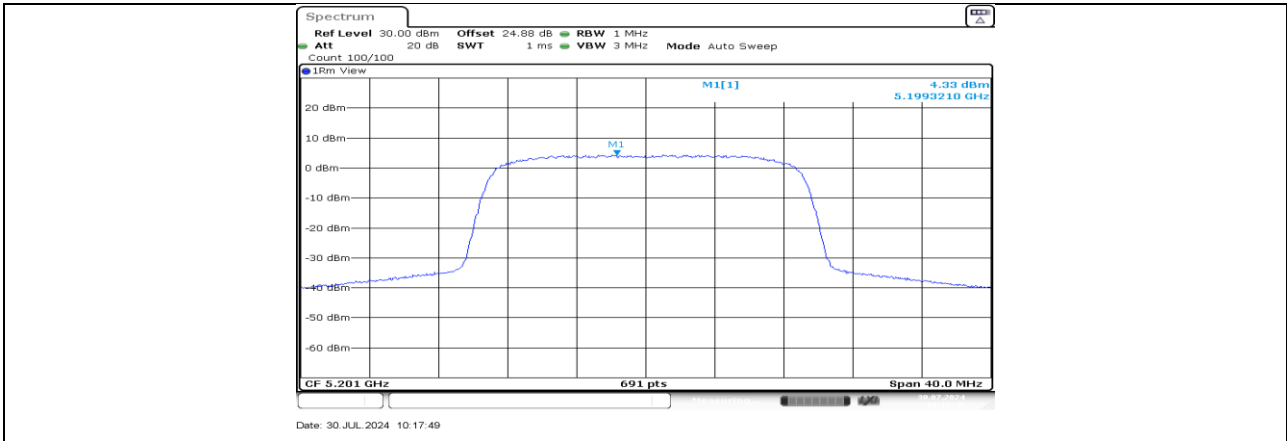
SRD 20M_Ant1_5161



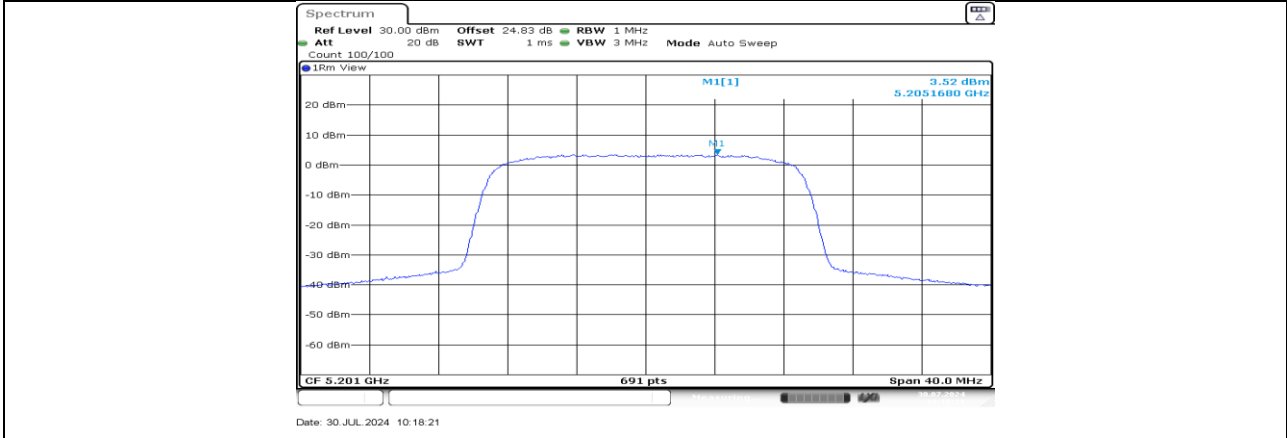
SRD 20M_Ant0_5162



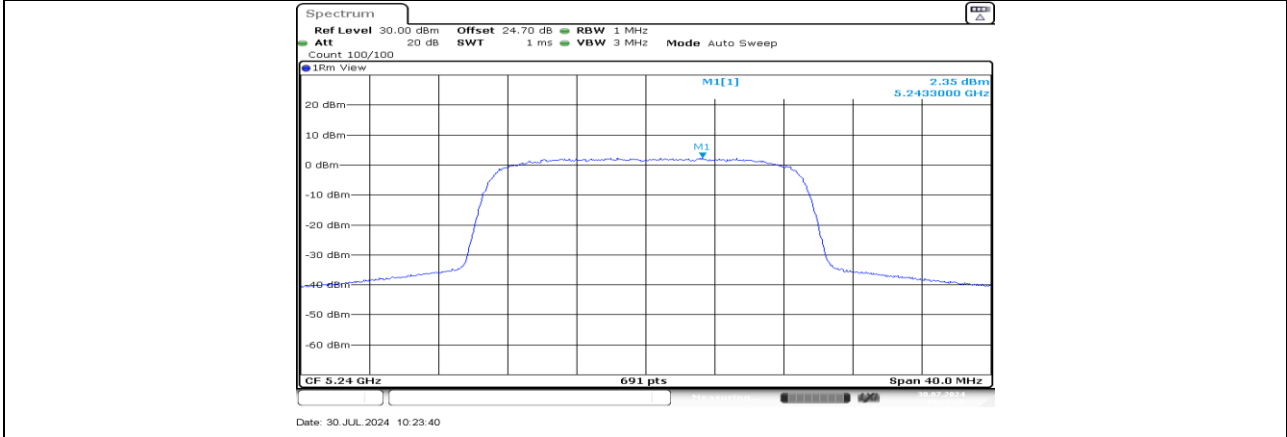
SRD 20M_Ant1_5162



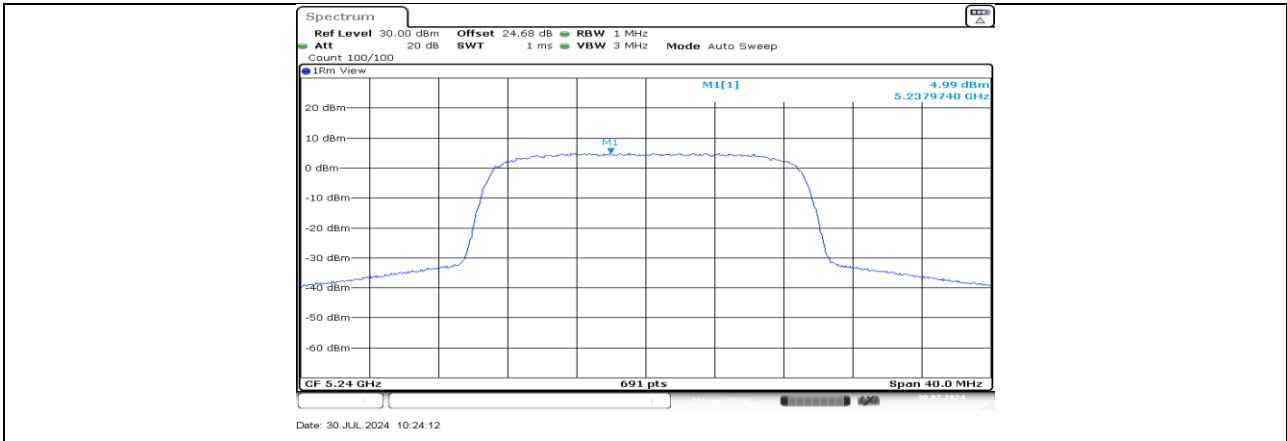
SRD 20M_Ant0_5201



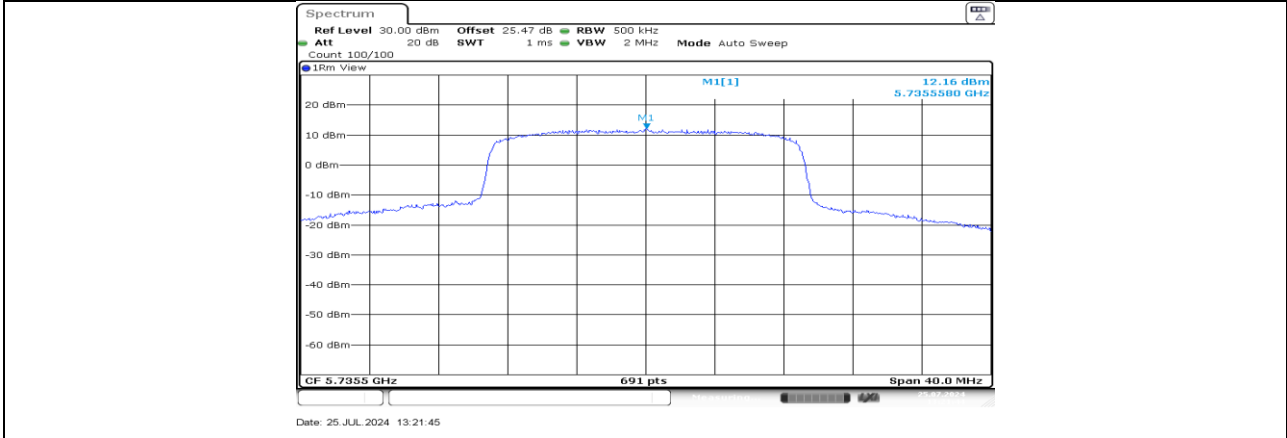
SRD 20M_Ant1_5201



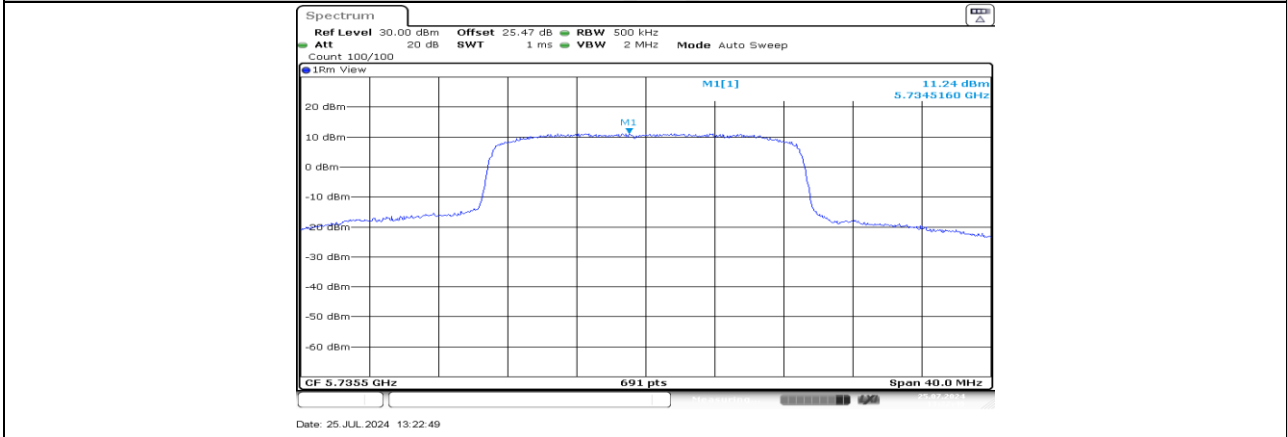
SRD 20M_Ant0_5240



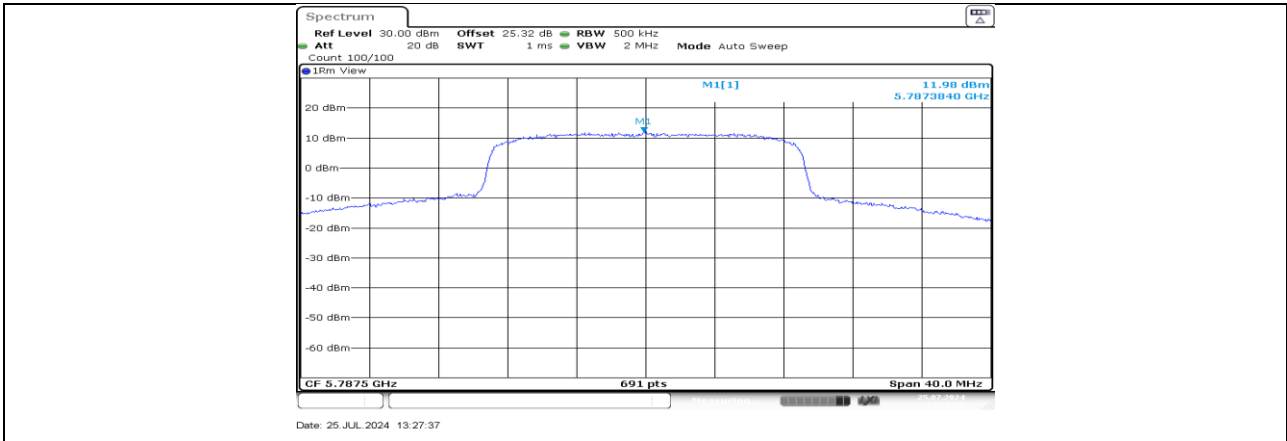
SRD 20M_Ant1_5240



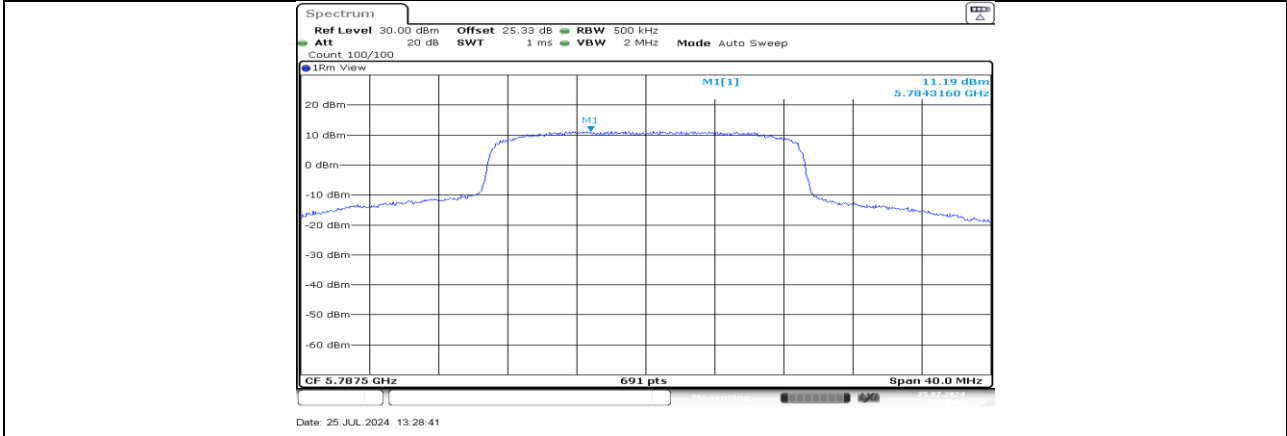
SRD 20M_Ant0_5735.5



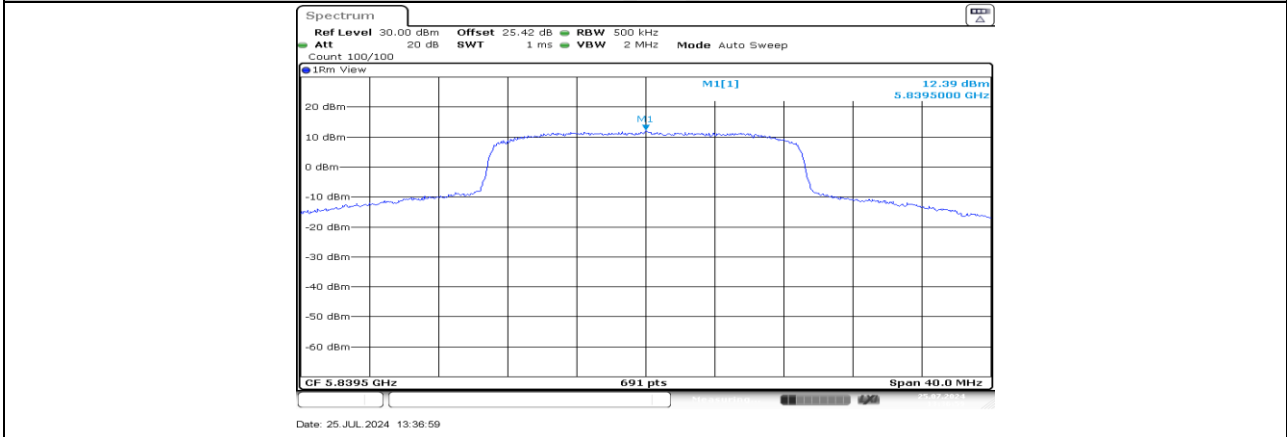
SRD 20M_Ant1_5735.5



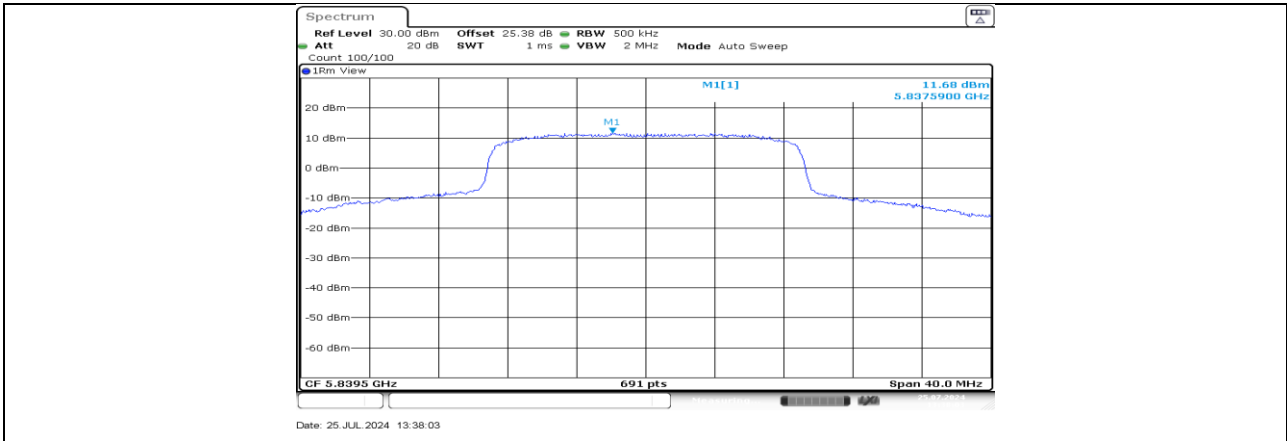
SRD 20M_Ant0_5787.5



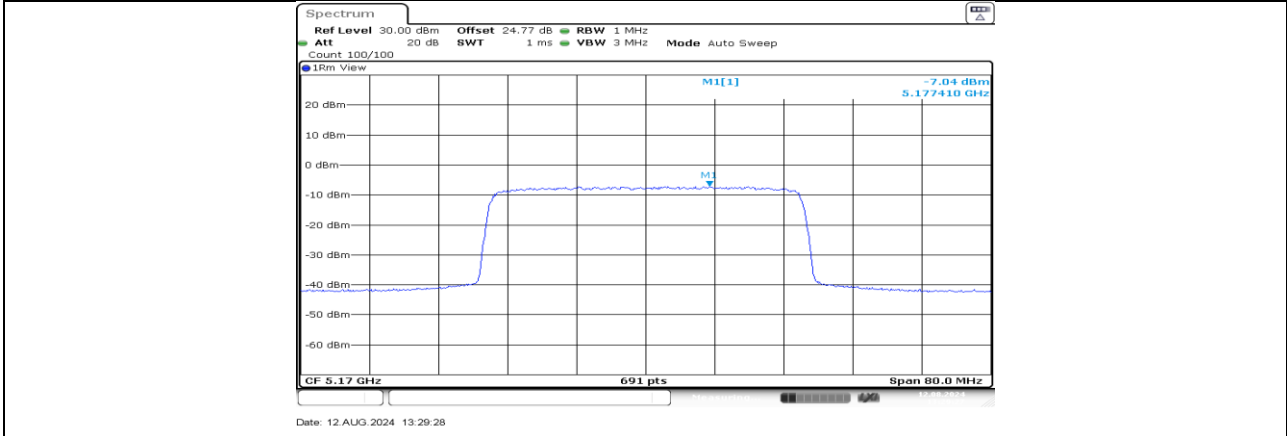
SRD 20M_Ant1_5787.5



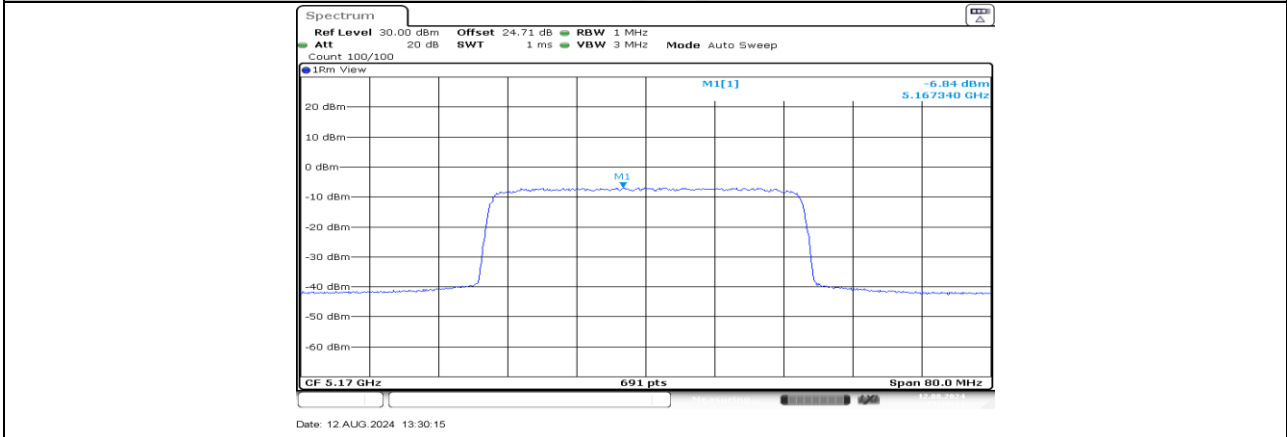
SRD 20M_Ant0_5839.5



SRD 20M_Ant1_5839.5



SRD 40M_Ant0_5170



SRD 40M_Ant1_5170