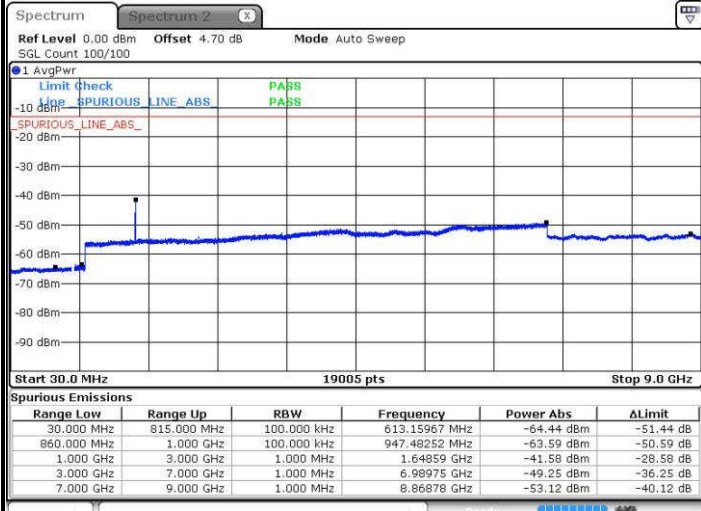




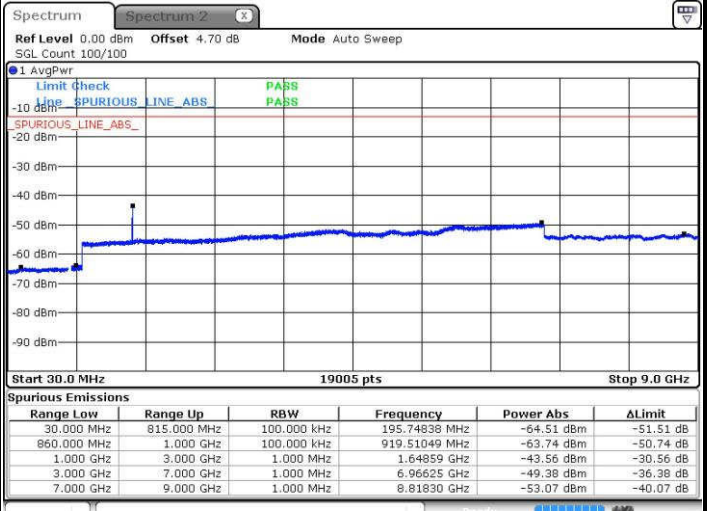
LTE Band 5 / 1.4MHz

Lowest Channel / QPSK



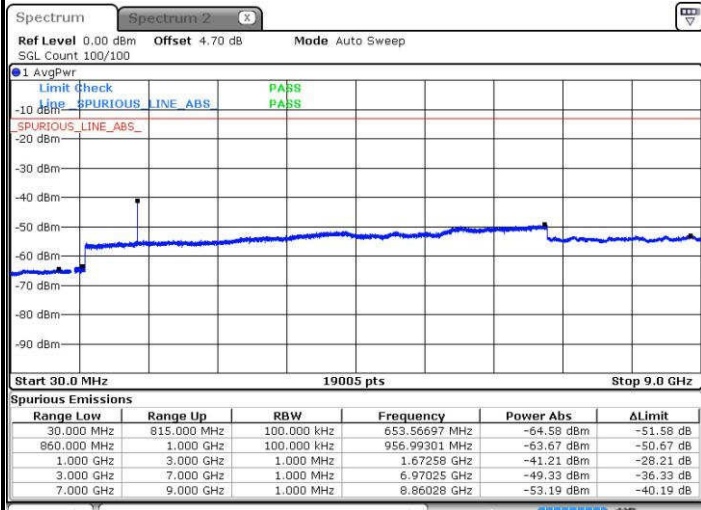
Date: 26 MAR 2017 14:36:37

Lowest Channel / 16QAM



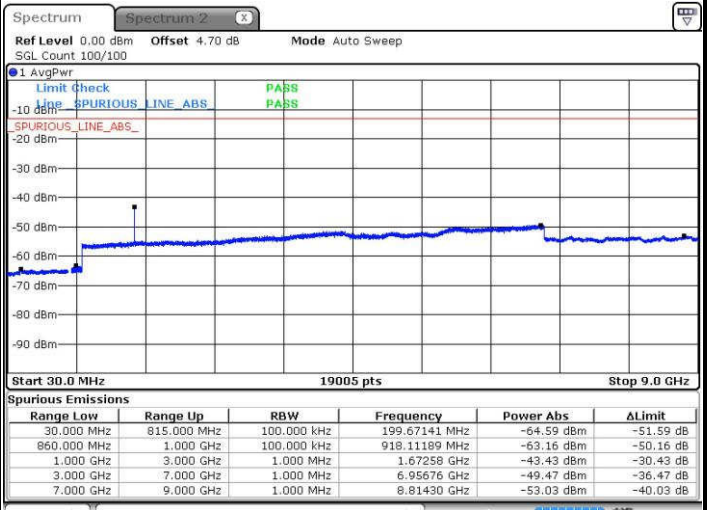
Date: 26 MAR 2017 14:37:32

Middle Channel / QPSK



Date: 26 MAR 2017 14:39:13

Middle Channel / 16QAM

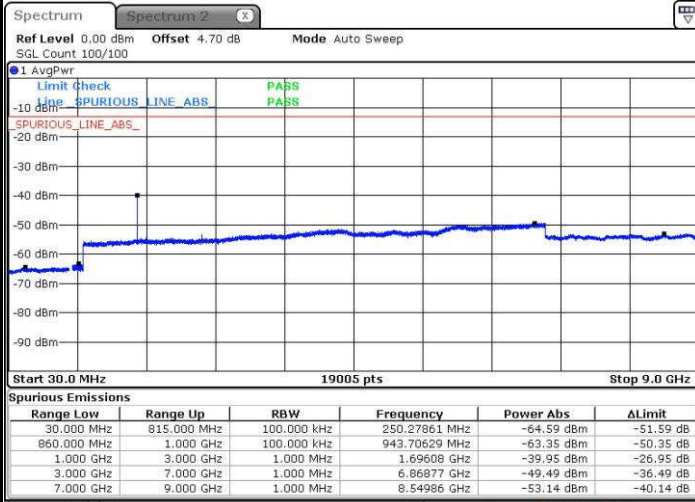


Date: 26 MAR 2017 14:40:08



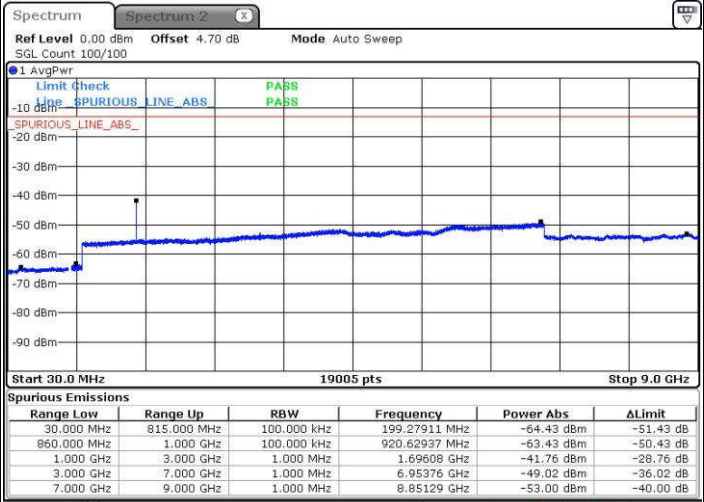
LTE Band 5 / 1.4MHz

Highest Channel / QPSK



Date: 26 MAR 2017 14:48:28

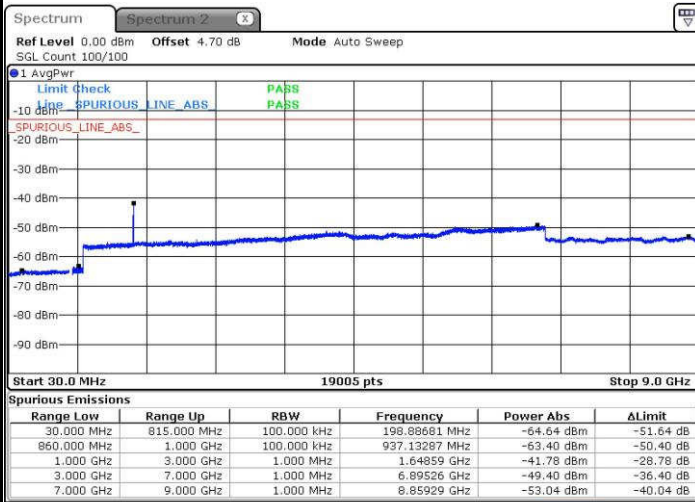
Highest Channel / 16QAM



Date: 26 MAR 2017 14:49:24

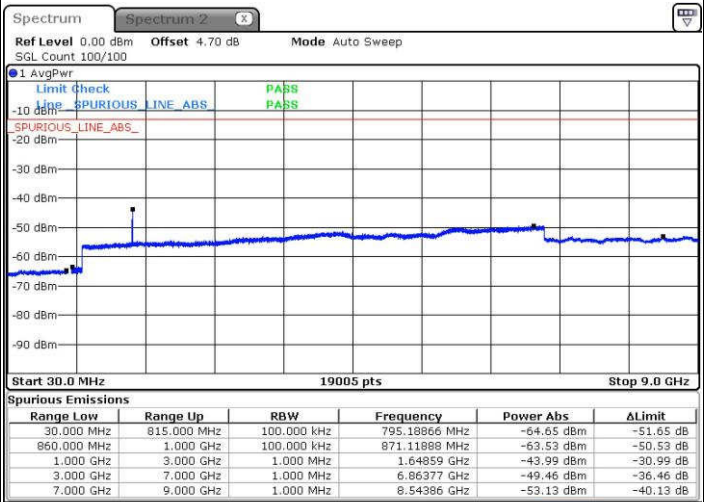
LTE Band 5 / 3MHz

Lowest Channel / QPSK



Date: 26 MAR 2017 14:57:44

Lowest Channel / 16QAM



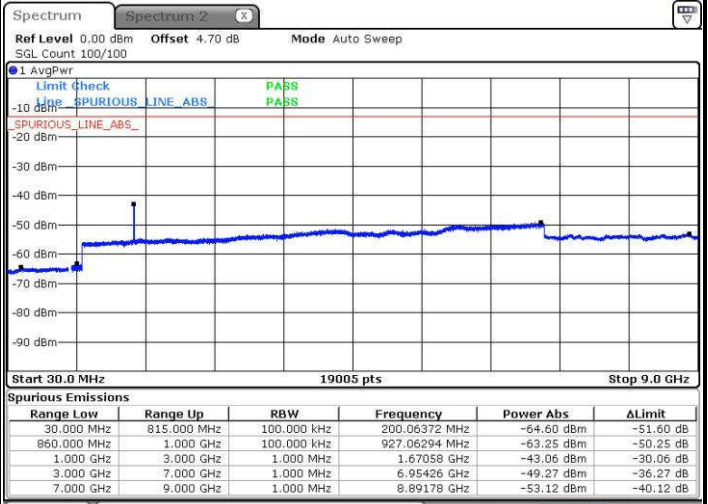
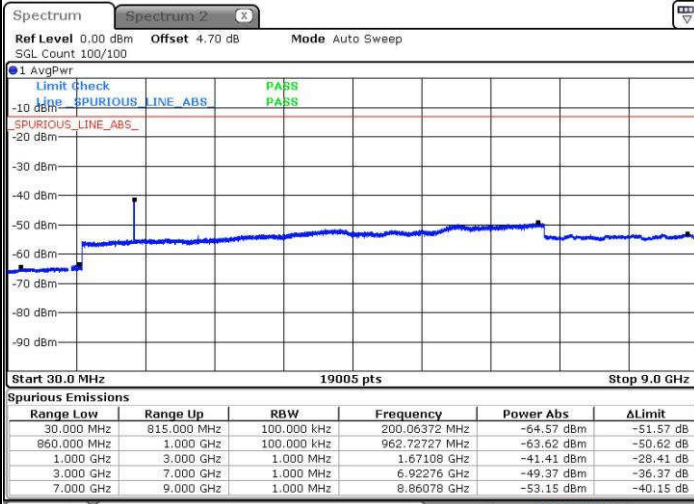
Date: 26 MAR 2017 14:58:39



LTE Band 5 / 3MHz

Middle Channel / QPSK

Middle Channel / 16QAM

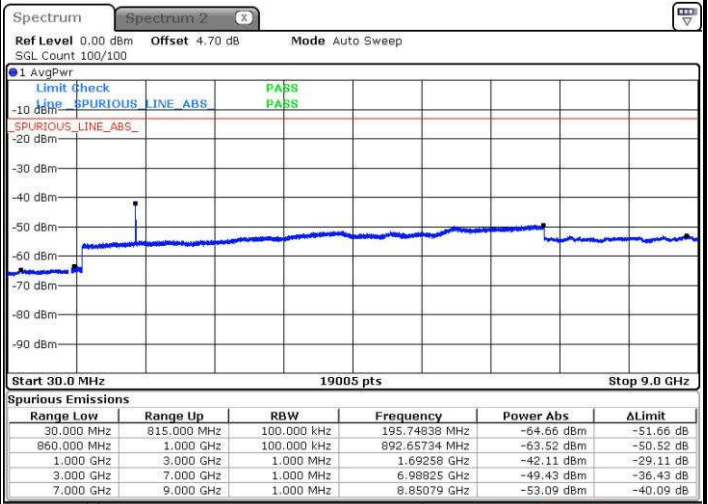
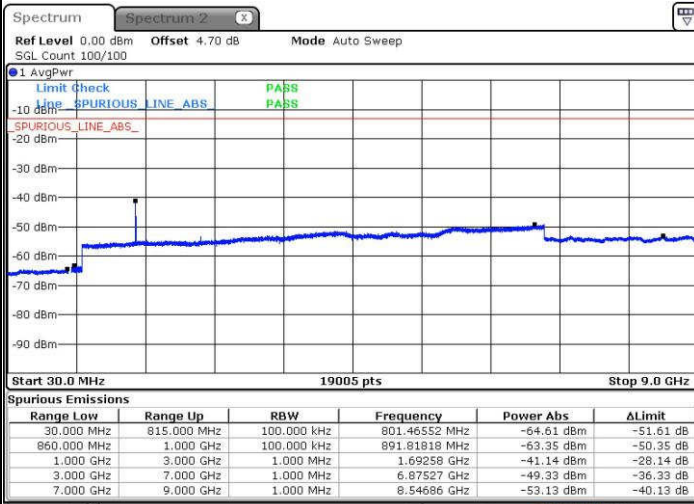


Date: 26 MAR 2017 15:00:19

Date: 26 MAR 2017 15:01:14

Highest Channel / QPSK

Highest Channel / 16QAM



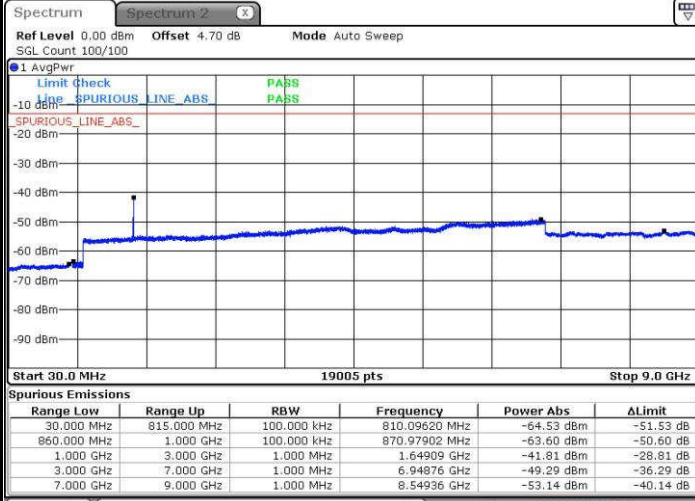
Date: 26 MAR 2017 15:09:34

Date: 26 MAR 2017 15:10:29



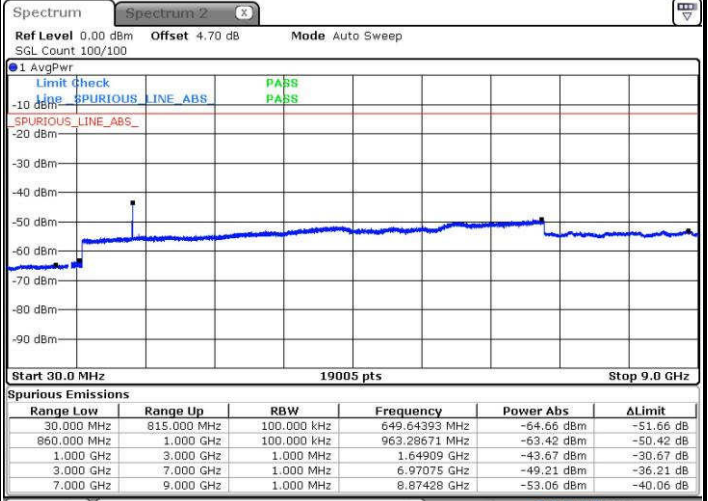
LTE Band 5 / 5MHz

Lowest Channel / QPSK



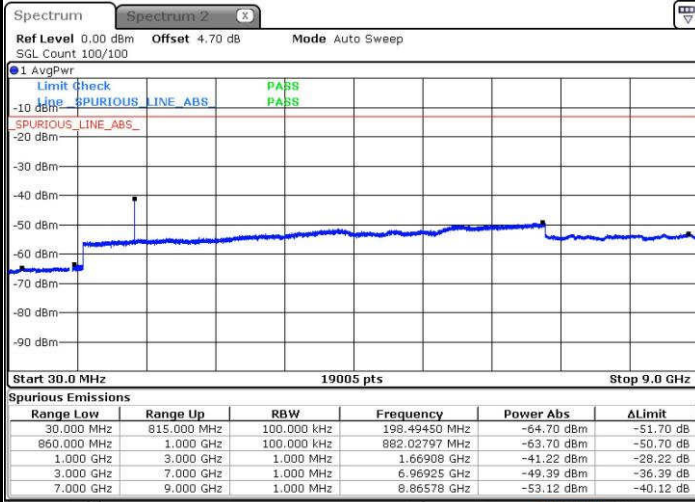
Date: 26 MAR 2017 15:18:49

Lowest Channel / 16QAM



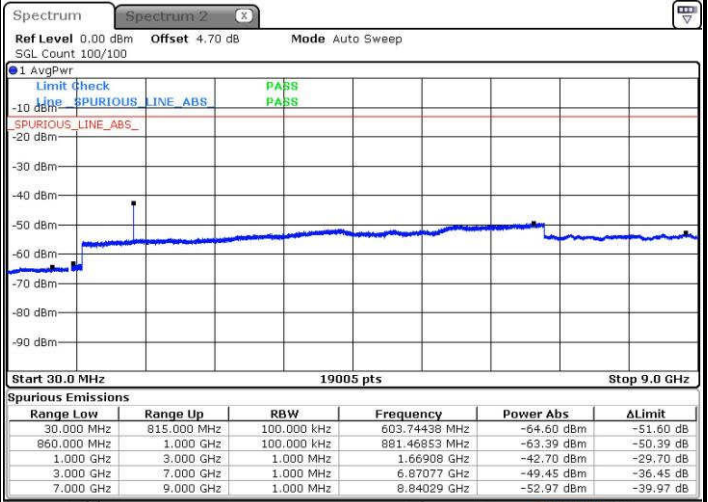
Date: 26 MAR 2017 15:19:44

Middle Channel / QPSK



Date: 26 MAR 2017 15:21:24

Middle Channel / 16QAM

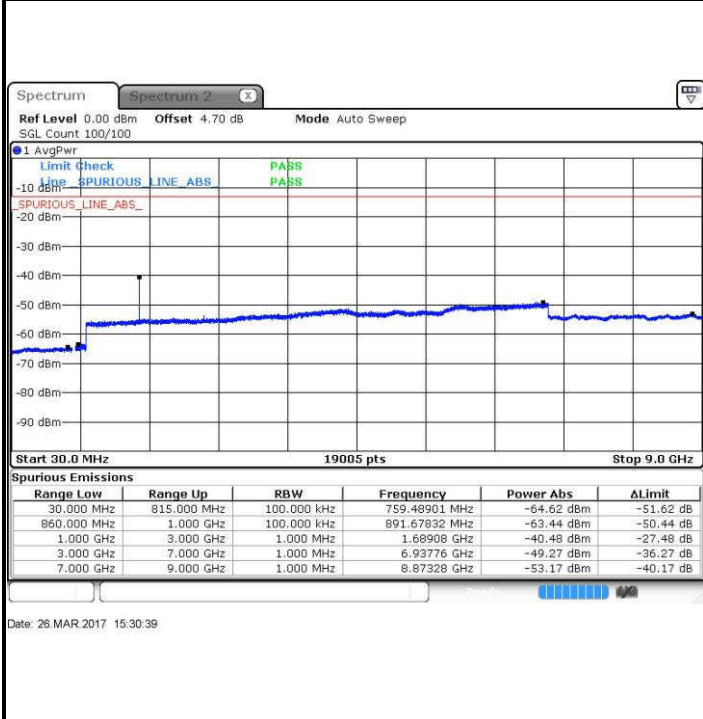


Date: 26 MAR 2017 15:22:19



LTE Band 5 / 5MHz

Highest Channel / QPSK

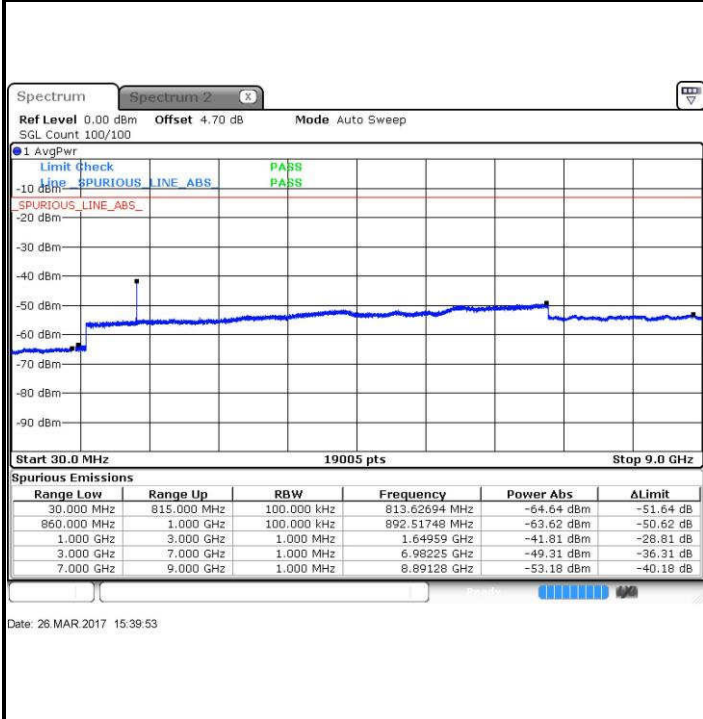


Highest Channel / 16QAM



LTE Band 5 / 10MHz

Lowest Channel / QPSK



Lowest Channel / 16QAM

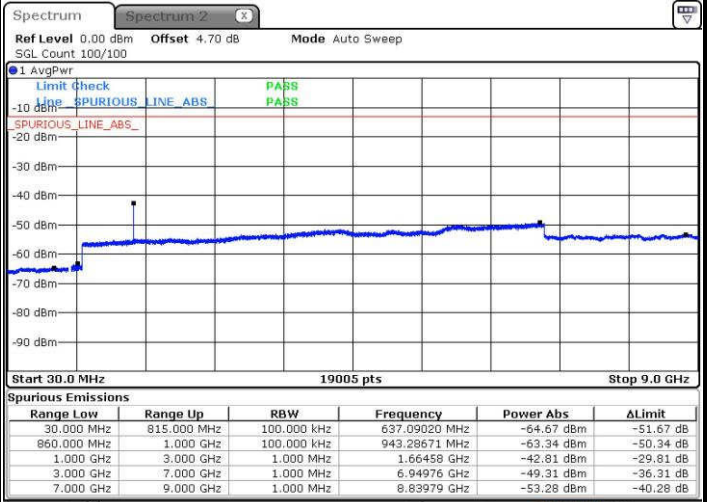
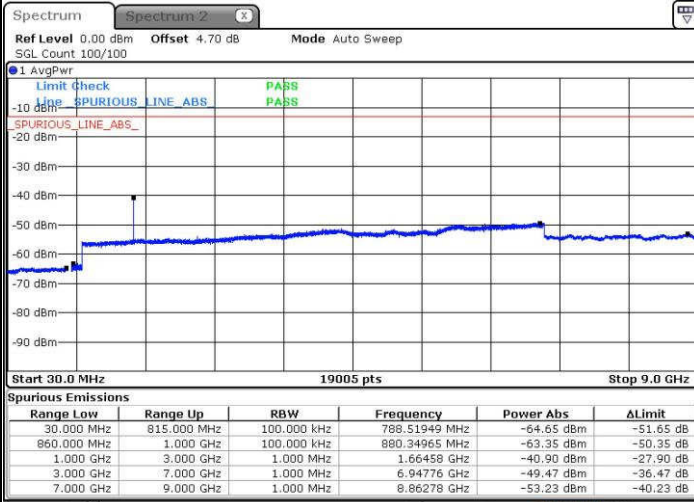




LTE Band 5 / 10MHz

Middle Channel / QPSK

Middle Channel / 16QAM

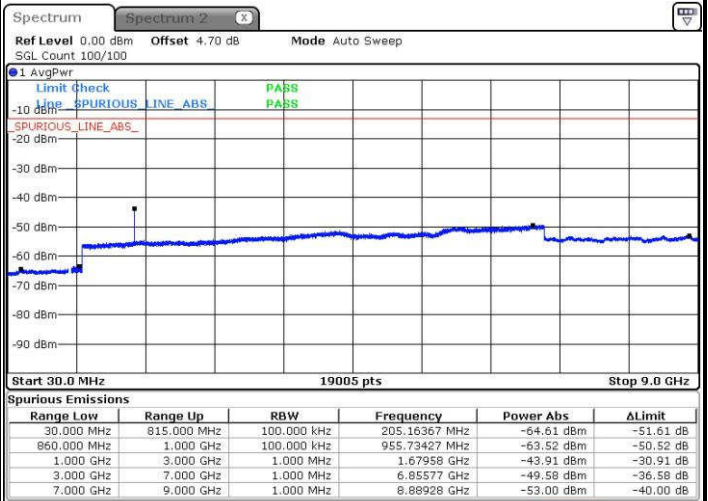
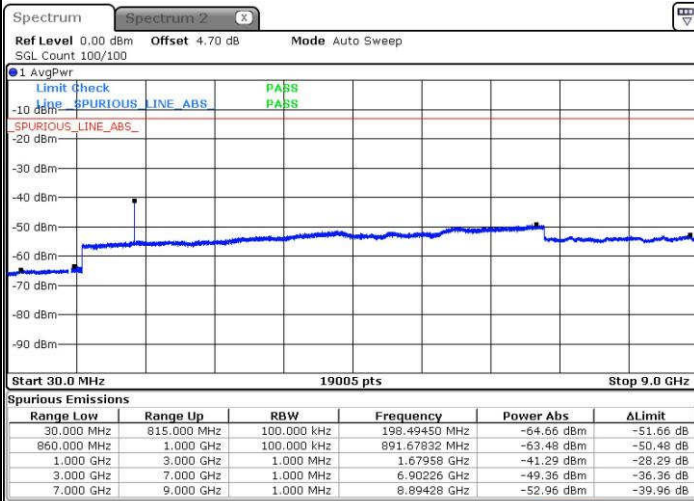


Date: 26 MAR 2017 15:42:28

Date: 26 MAR 2017 15:43:23

Highest Channel / QPSK

Highest Channel / 16QAM



Date: 26 MAR 2017 15:51:43

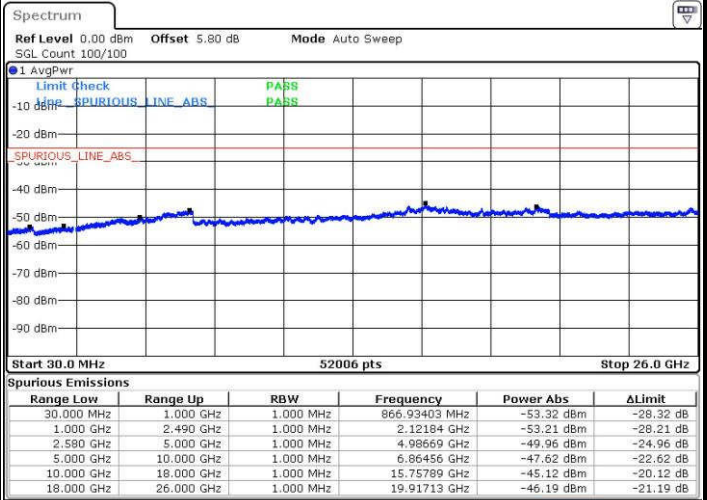
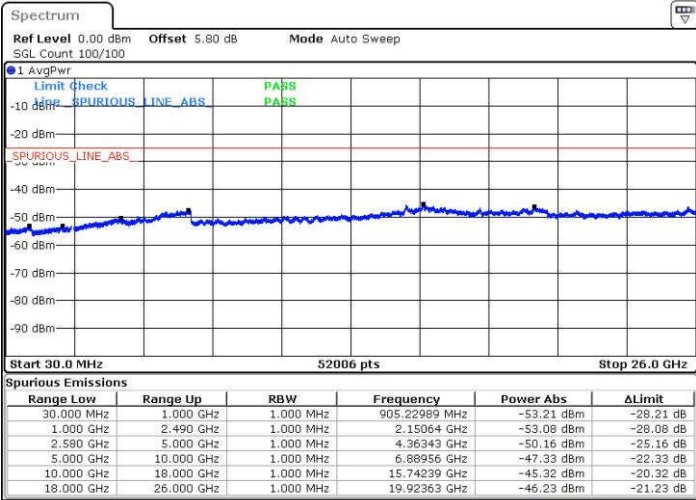
Date: 26 MAR 2017 15:52:39



LTE Band 7 / 5MHz

Lowest Channel / QPSK

Lowest Channel / 16QAM

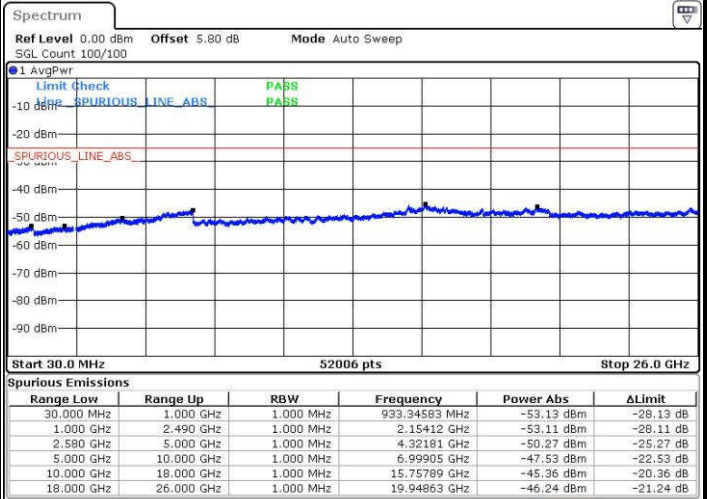
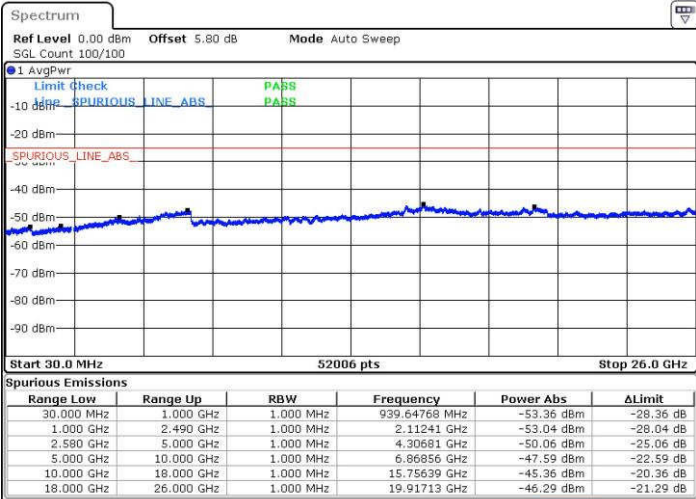


Date: 25.MAR.2017 00:48:38

Date: 25.MAR.2017 00:49:33

Middle Channel / QPSK

Middle Channel / 16QAM



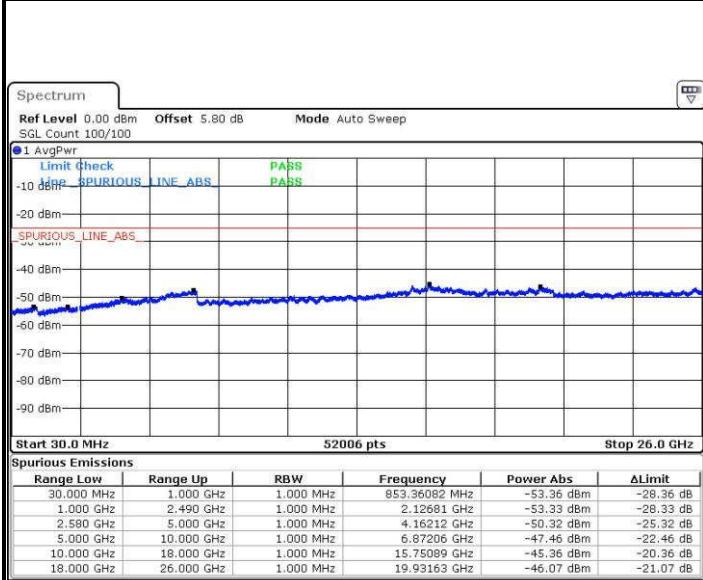
Date: 25.MAR.2017 00:51:23

Date: 25.MAR.2017 00:50:28



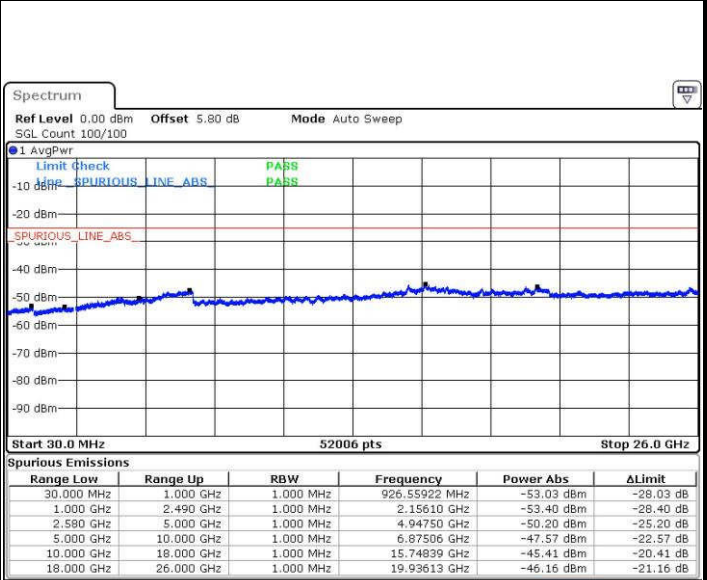
LTE Band 7 / 5MHz

Highest Channel / QPSK



Date: 25.MAR.2017 00:52:18

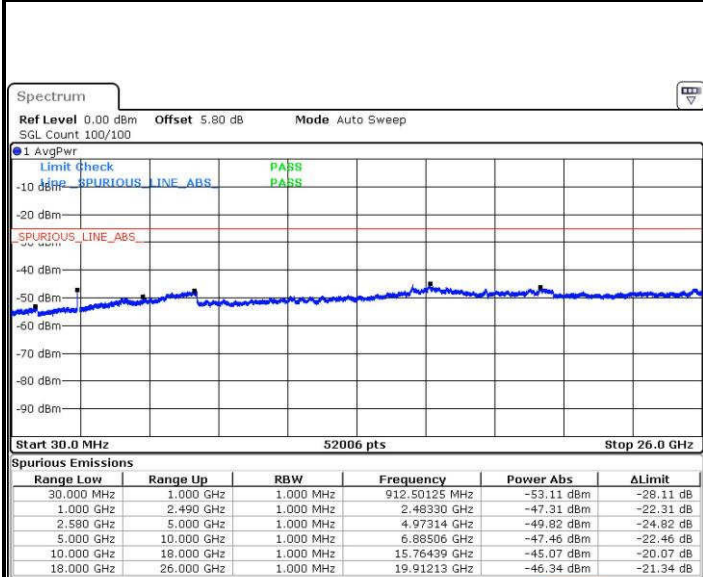
Highest Channel / 16QAM



Date: 25.MAR.2017 00:53:13

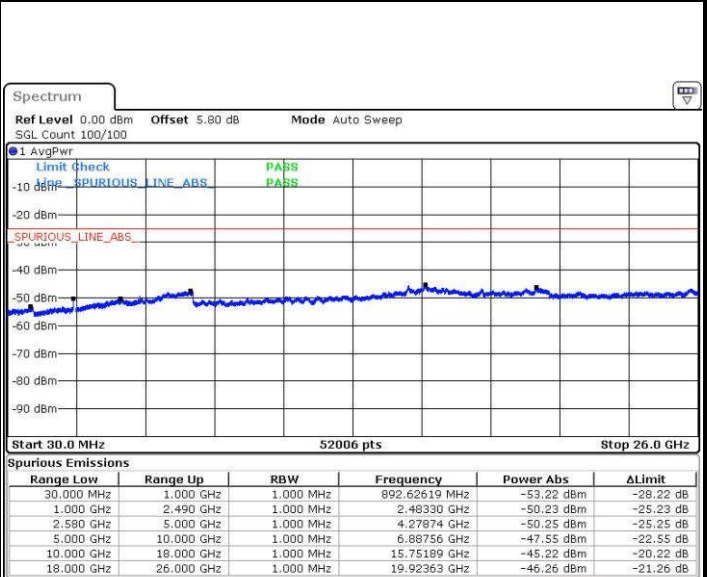
LTE Band 7 / 10MHz

Lowest Channel / QPSK



Date: 25.MAR.2017 01:05:31

Lowest Channel / 16QAM



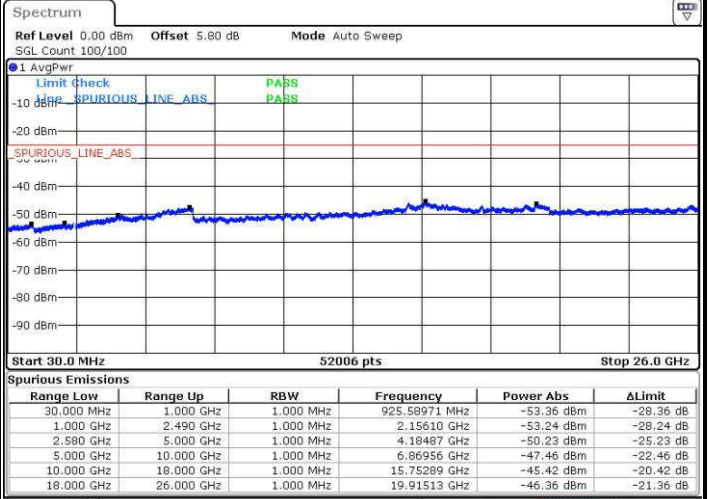
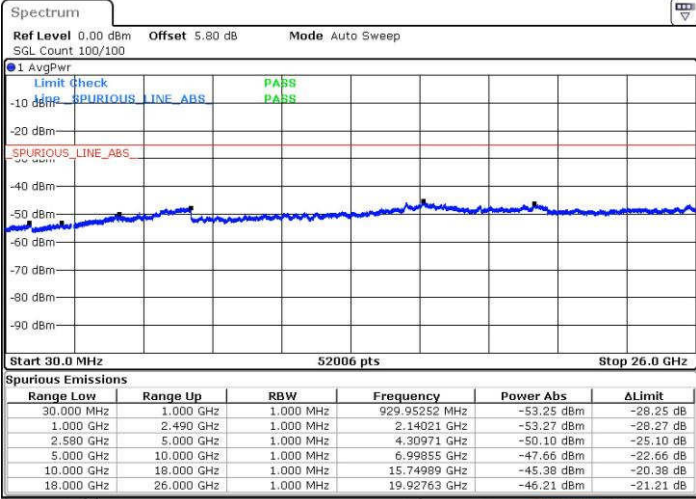
Date: 25.MAR.2017 01:06:26



LTE Band 7 / 10MHz

Middle Channel / QPSK

Middle Channel / 16QAM

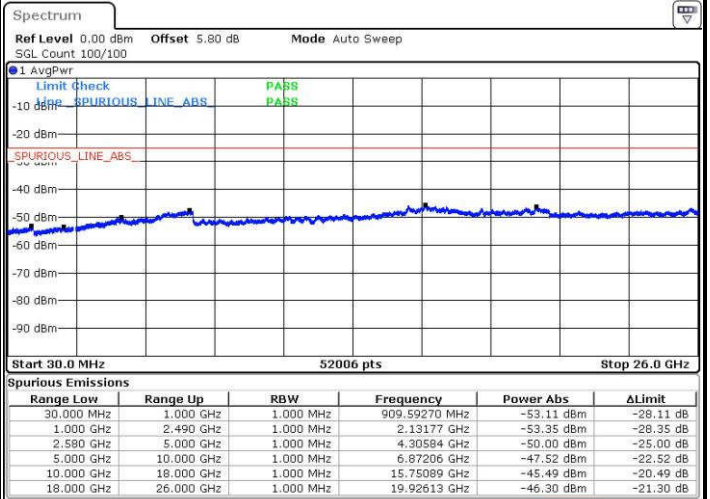
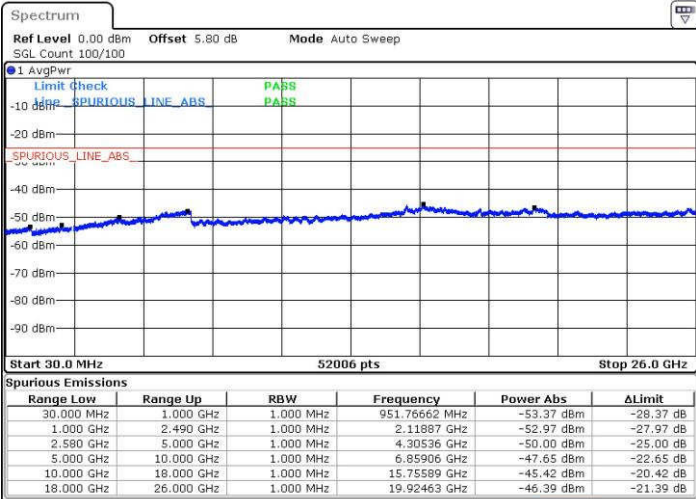


Date: 25.MAR.2017 01:08:16

Date: 25.MAR.2017 01:07:21

Highest Channel / QPSK

Highest Channel / 16QAM



Date: 25.MAR.2017 01:09:11

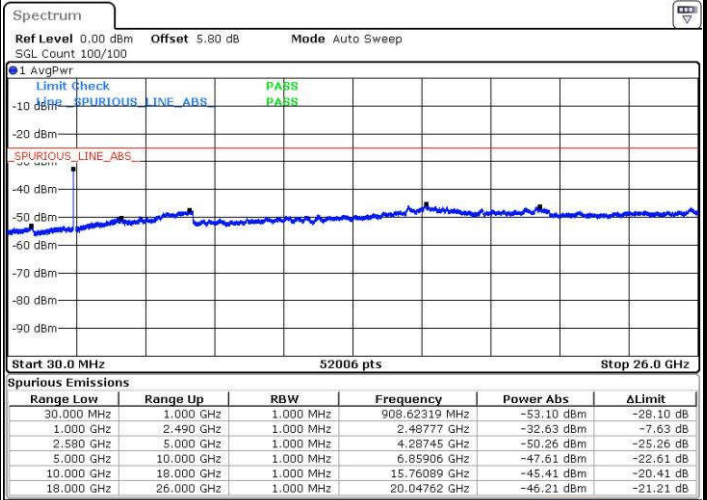
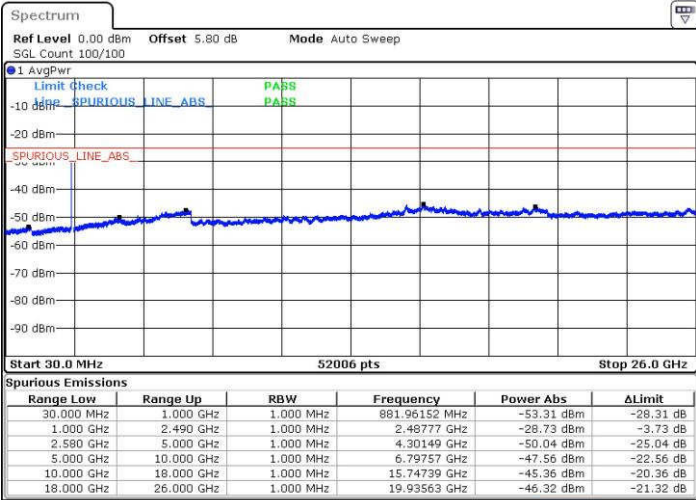
Date: 25.MAR.2017 01:10:06



LTE Band 7 / 15MHz

Lowest Channel / QPSK

Lowest Channel / 16QAM

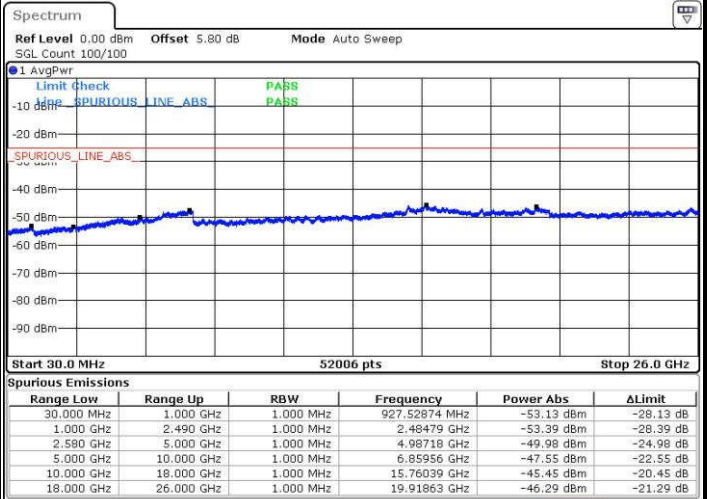
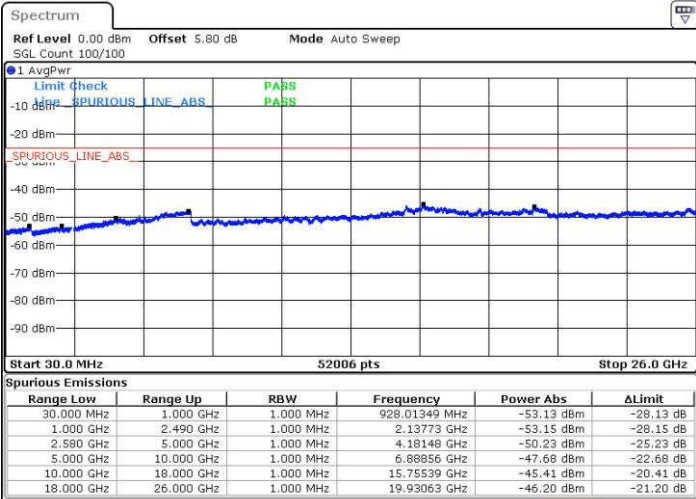


Date: 25.MAR.2017 01:22:26

Date: 25.MAR.2017 01:23:21

Middle Channel / QPSK

Middle Channel / 16QAM



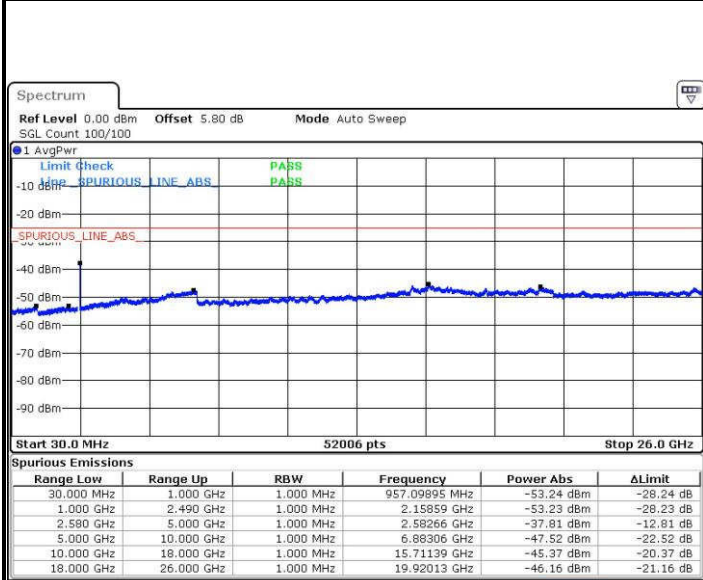
Date: 25.MAR.2017 01:25:11

Date: 25.MAR.2017 01:24:16



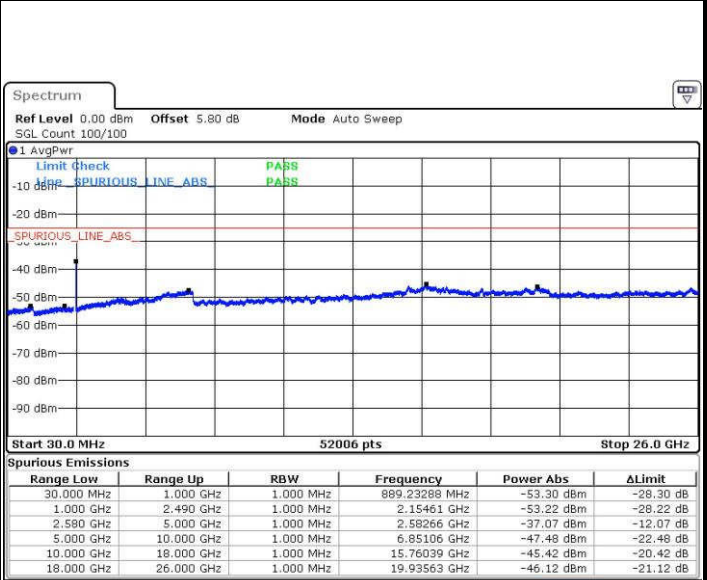
LTE Band 7 / 15MHz

Highest Channel / QPSK



Date: 25.MAR.2017 01:26:06

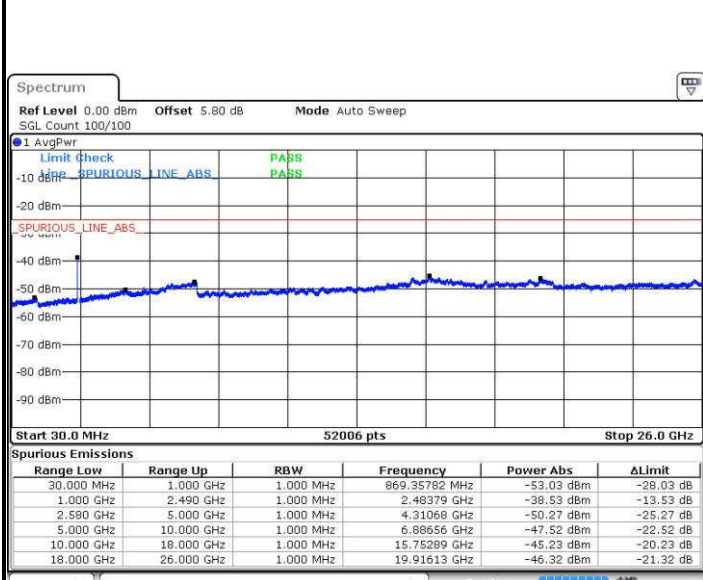
Highest Channel / 16QAM



Date: 25.MAR.2017 01:27:01

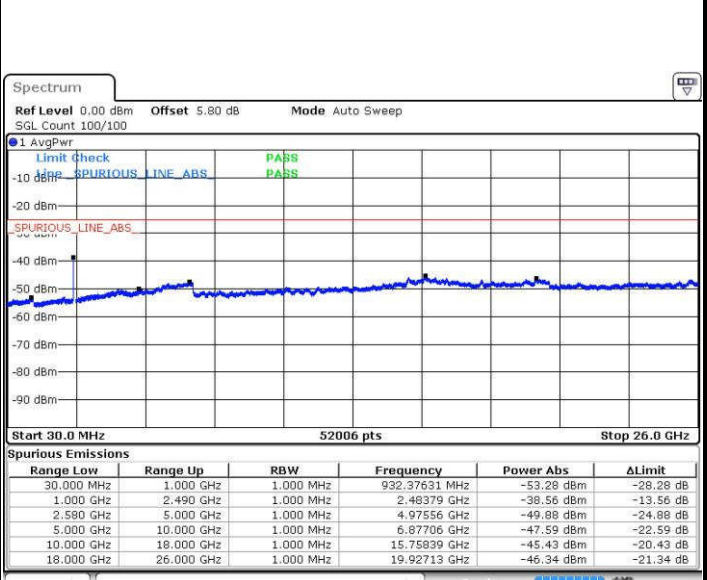
LTE Band 7 / 20MHz

Lowest Channel / QPSK



Date: 25.MAR.2017 01:39:20

Lowest Channel / 16QAM



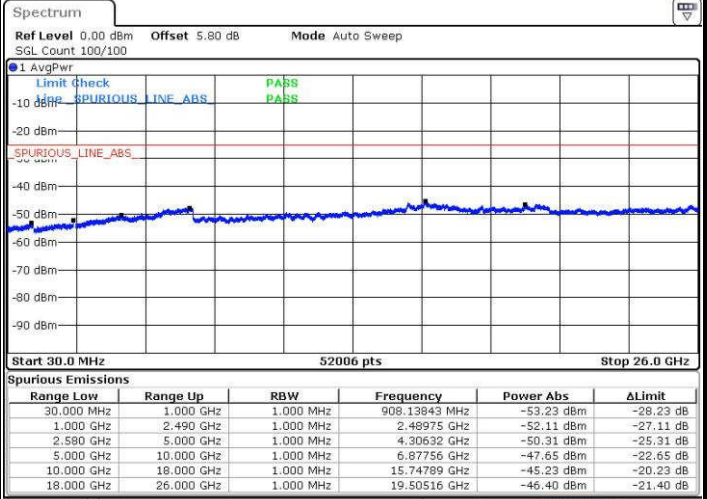
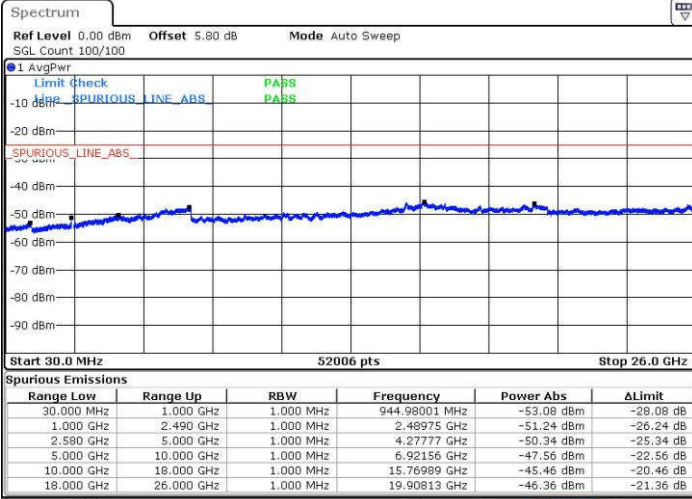
Date: 25.MAR.2017 01:40:15



LTE Band 7 / 20MHz

Middle Channel / QPSK

Middle Channel / 16QAM

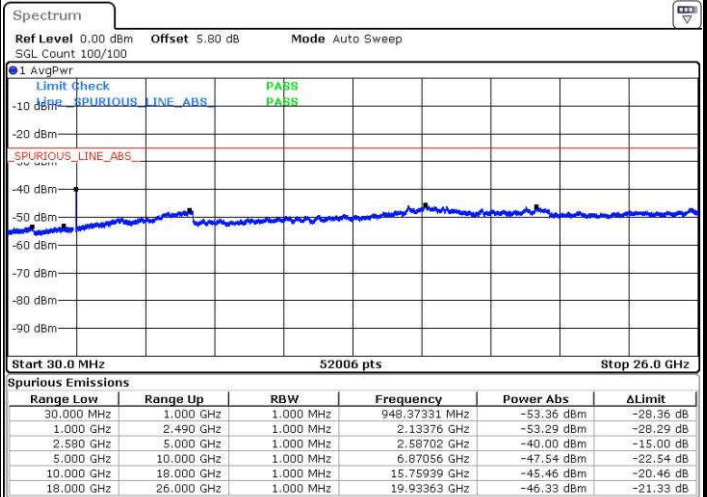
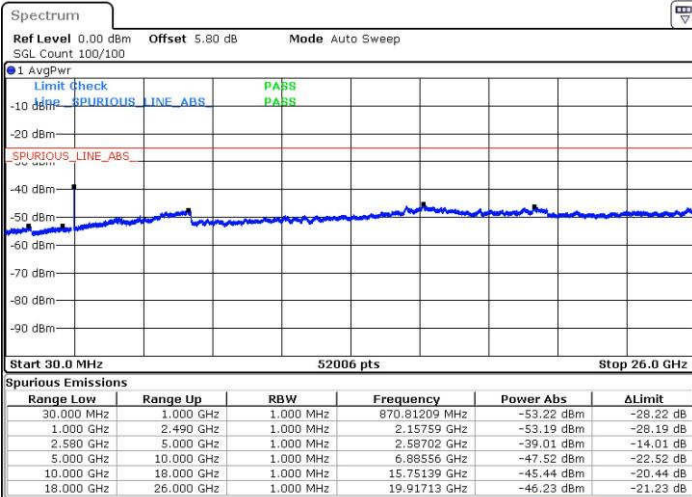


Date: 25.MAR.2017 01:42:06

Date: 25.MAR.2017 01:41:10

Highest Channel / QPSK

Highest Channel / 16QAM



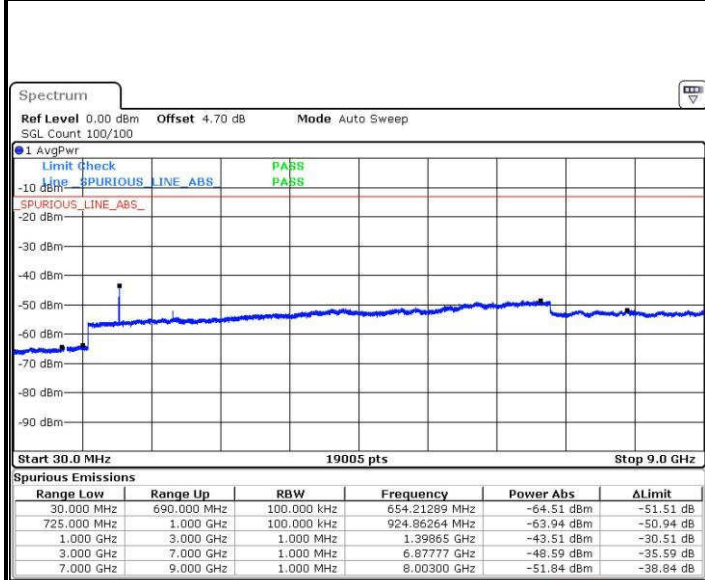
Date: 25.MAR.2017 01:43:01

Date: 25.MAR.2017 01:43:56



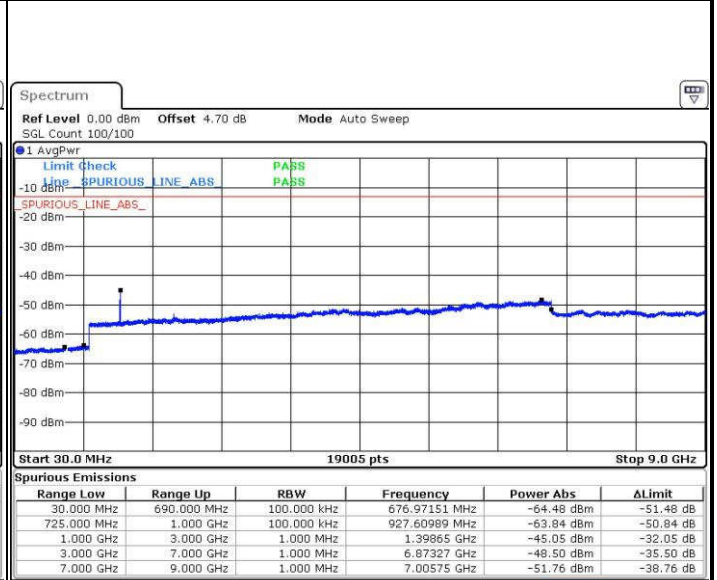
LTE Band 12 / 1.4MHz

Lowest Channel / QPSK



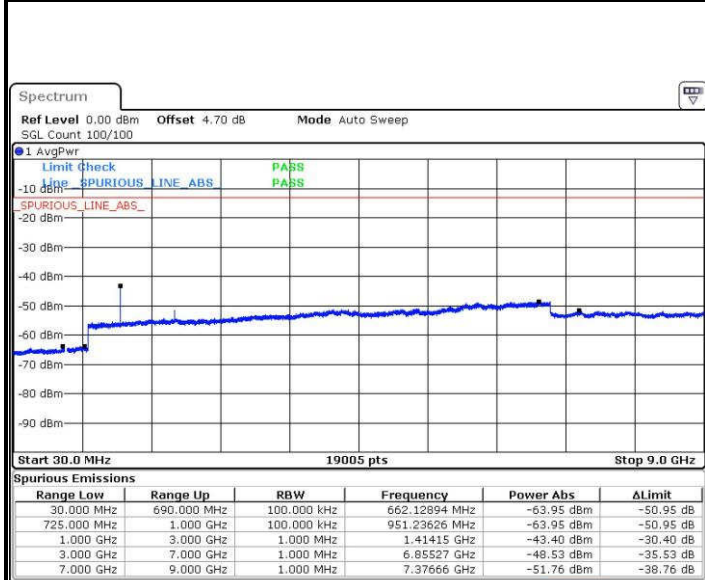
Date: 24 MAR 2017 18:45:00

Lowest Channel / 16QAM



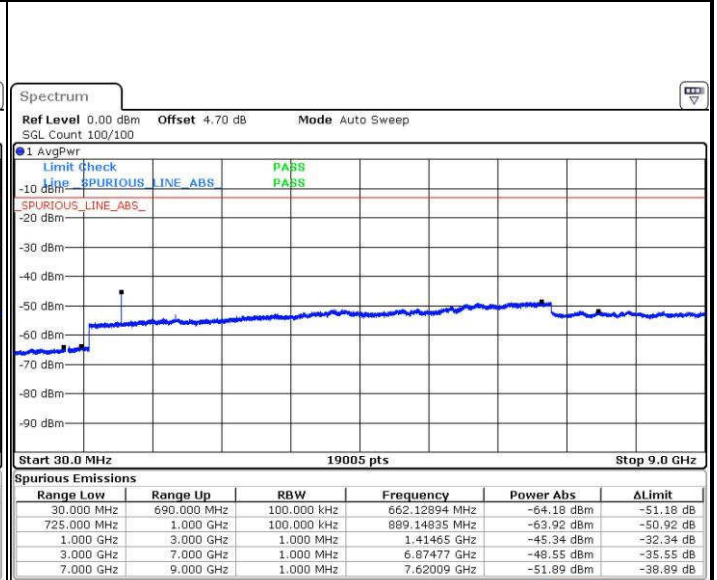
Date: 24 MAR 2017 18:45:55

Middle Channel / QPSK



Date: 24 MAR 2017 18:47:47

Middle Channel / 16QAM

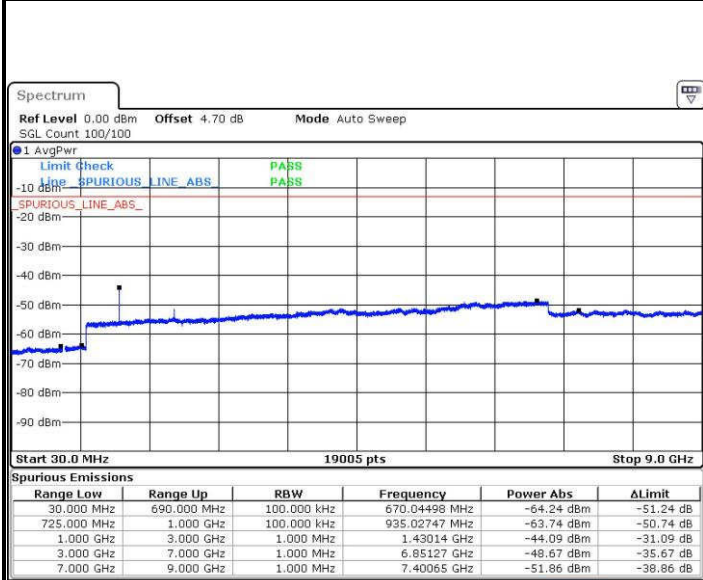


Date: 24 MAR 2017 18:46:51



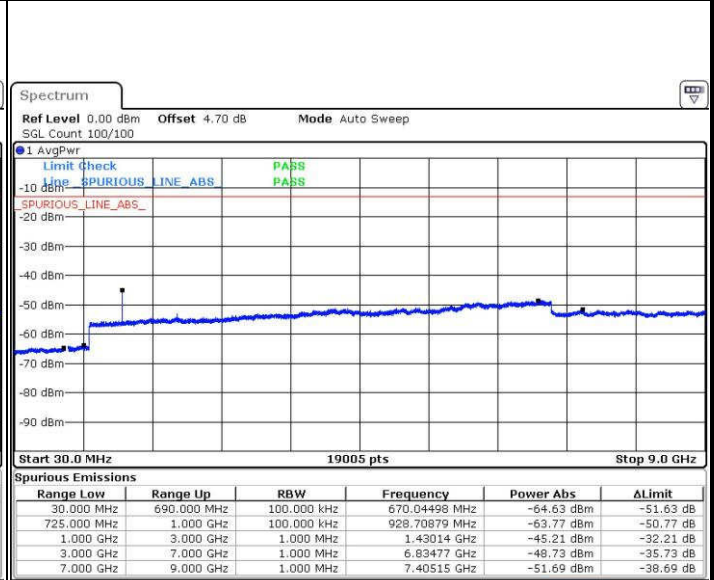
LTE Band 12 / 1.4MHz

Highest Channel / QPSK



Date: 24 MAR 2017 18:48:42

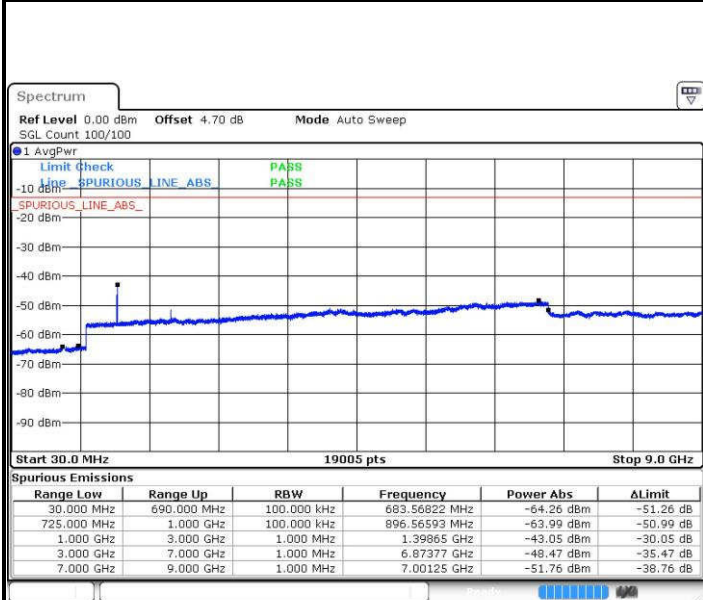
Highest Channel / 16QAM



Date: 24 MAR 2017 18:49:38

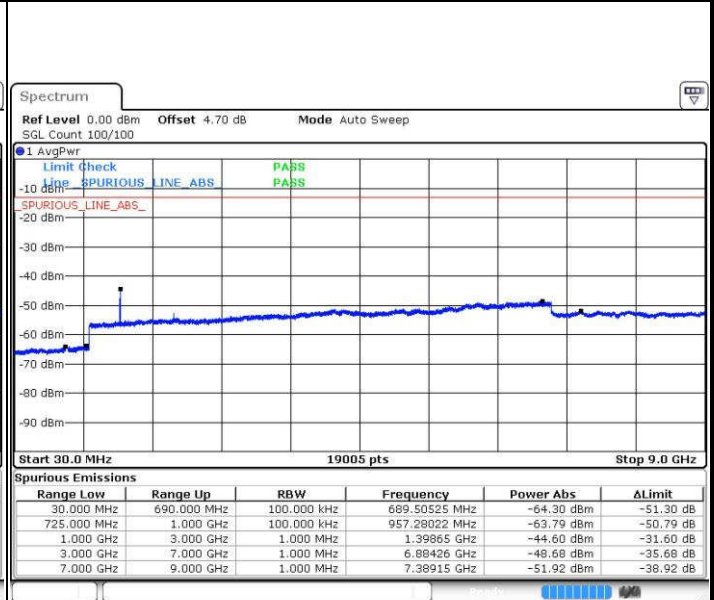
LTE Band 12 / 3MHz

Lowest Channel / QPSK



Date: 24 MAR 2017 19:01:53

Lowest Channel / 16QAM

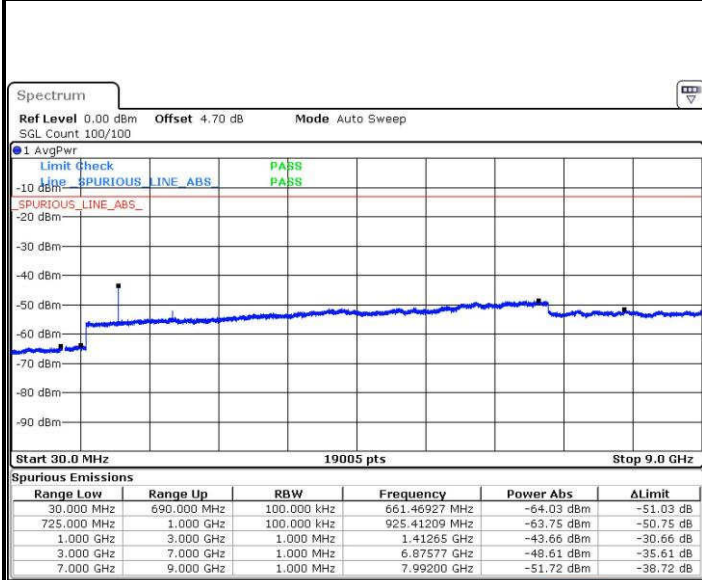


Date: 24 MAR 2017 19:02:49



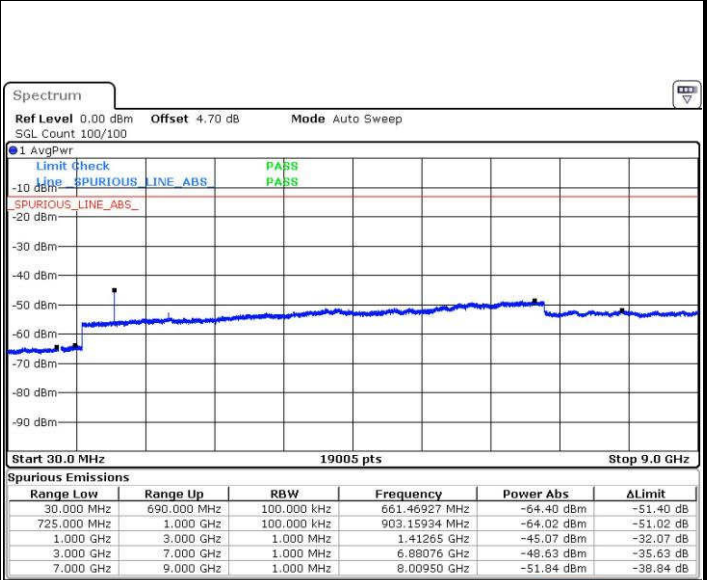
LTE Band 12 / 3MHz

Middle Channel / QPSK



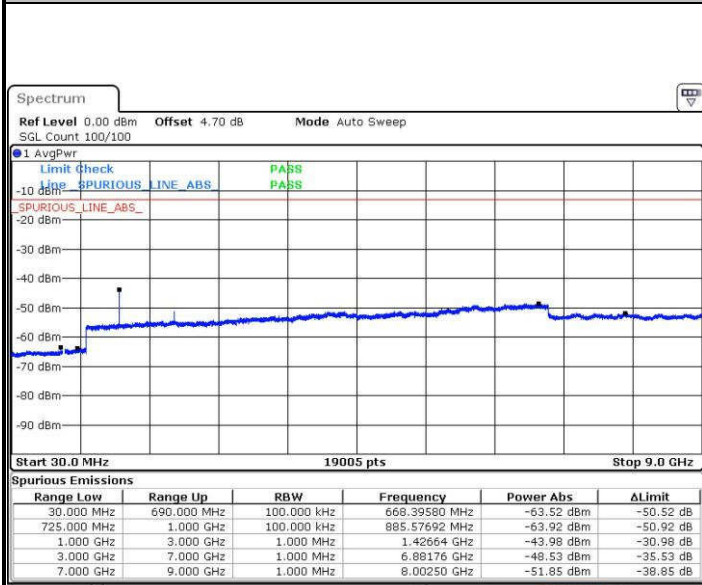
Date: 24 MAR 2017 19:04:40

Middle Channel / 16QAM



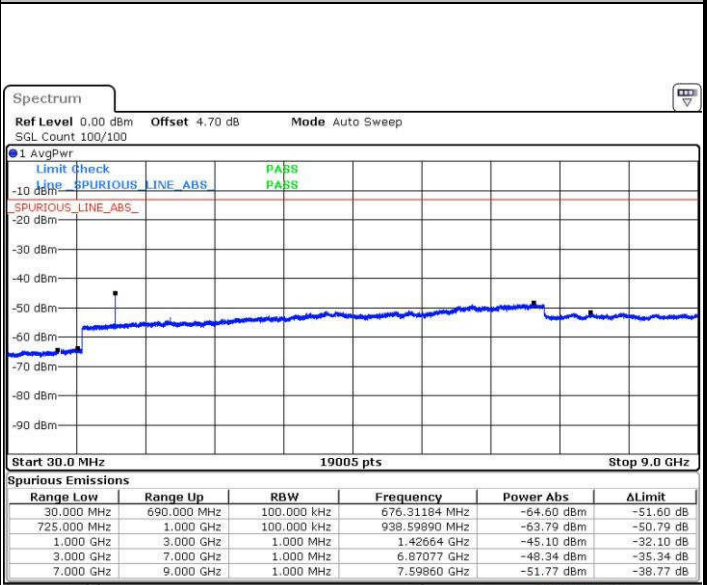
Date: 24 MAR 2017 19:03:45

Highest Channel / QPSK



Date: 24 MAR 2017 19:05:36

Highest Channel / 16QAM



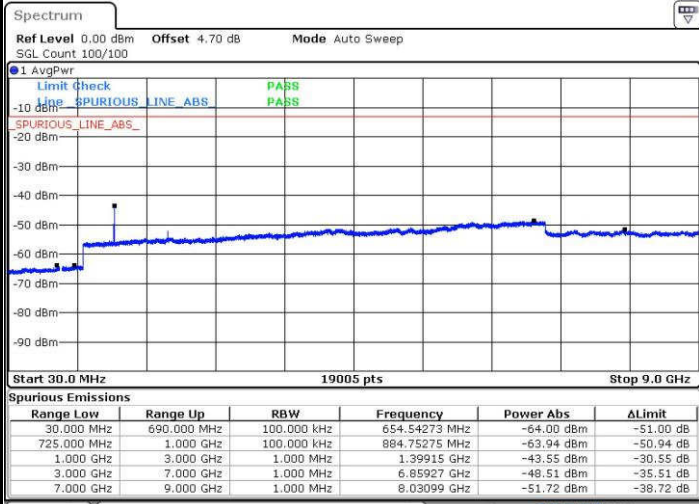
Date: 24 MAR 2017 19:06:31



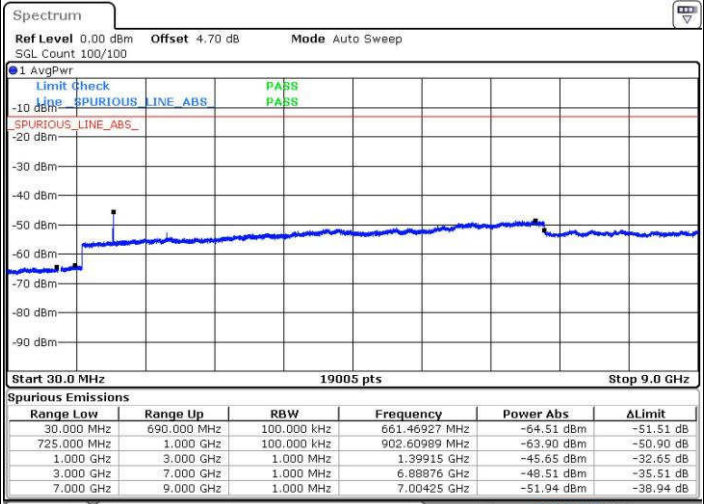
LTE Band 12 / 5MHz

Lowest Channel / QPSK

Lowest Channel / 16QAM



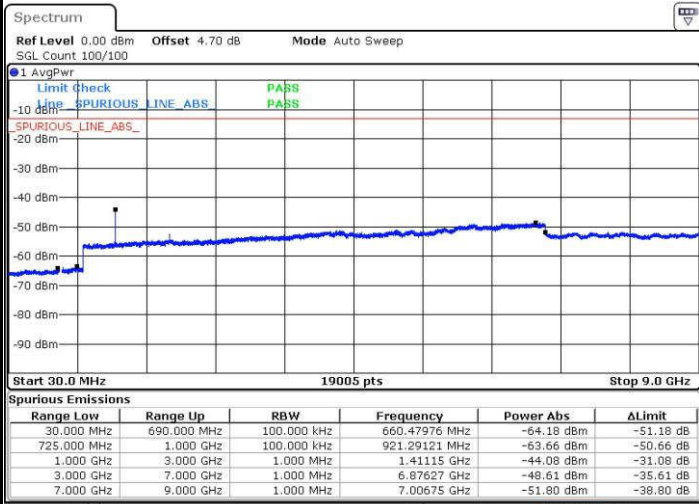
Date: 24 MAR 2017 19:18:48



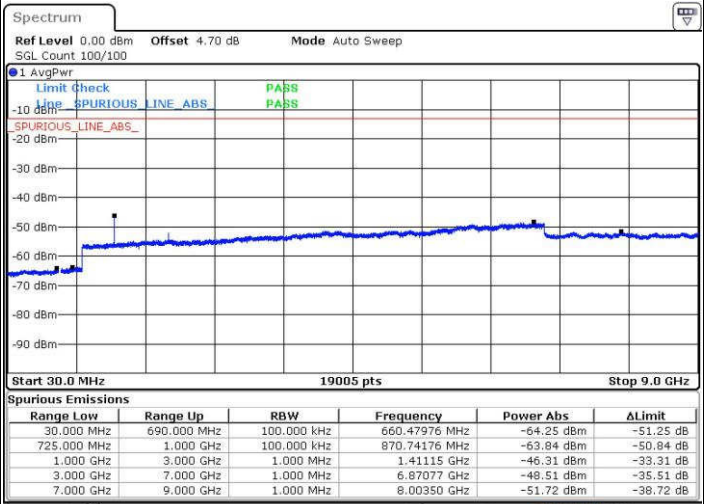
Date: 24 MAR 2017 19:19:43

Middle Channel / QPSK

Middle Channel / 16QAM



Date: 24 MAR 2017 19:21:35

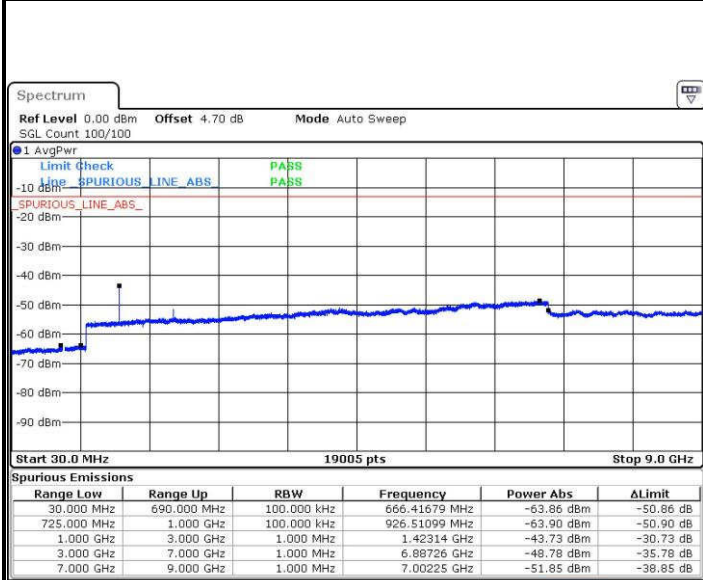


Date: 24 MAR 2017 19:20:39



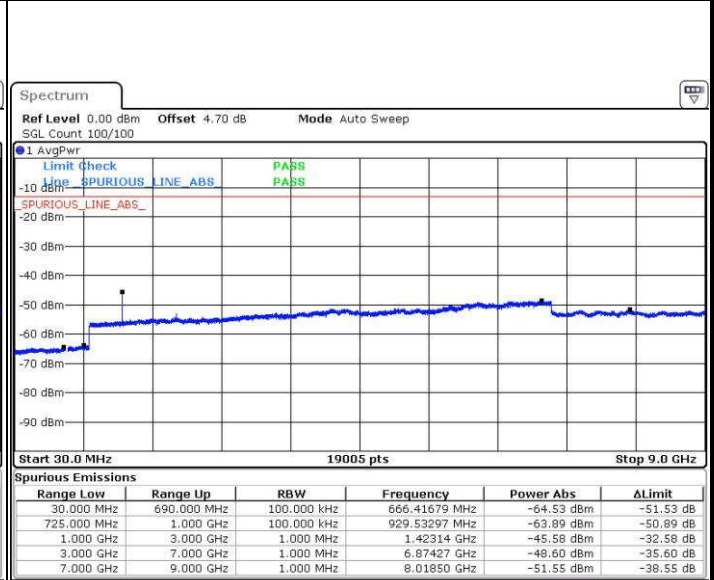
LTE Band 12 / 5MHz

Highest Channel / QPSK



Date: 24 MAR 2017 19:22:30

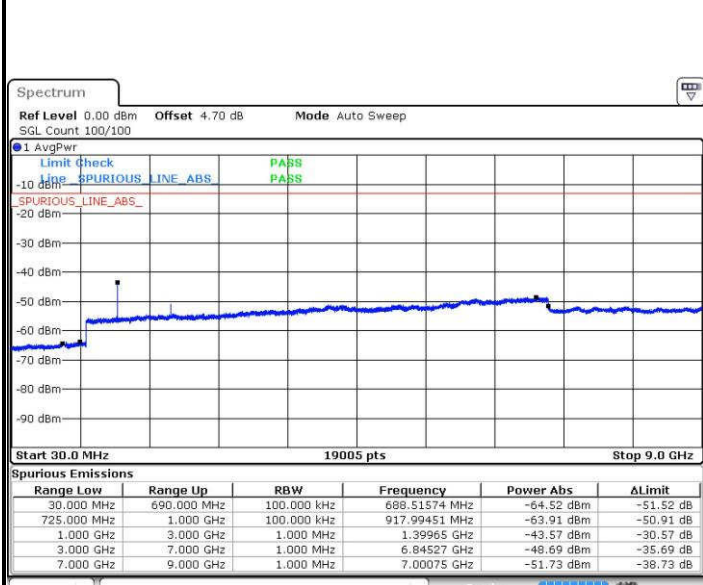
Highest Channel / 16QAM



Date: 24 MAR 2017 19:23:26

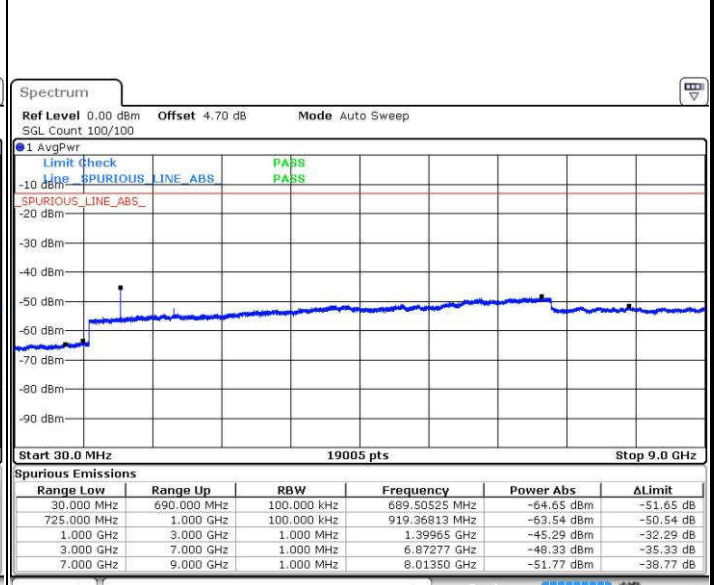
LTE Band 12 / 10MHz

Lowest Channel / QPSK



Date: 25 MAR 2017 00:10:41

Lowest Channel / 16QAM



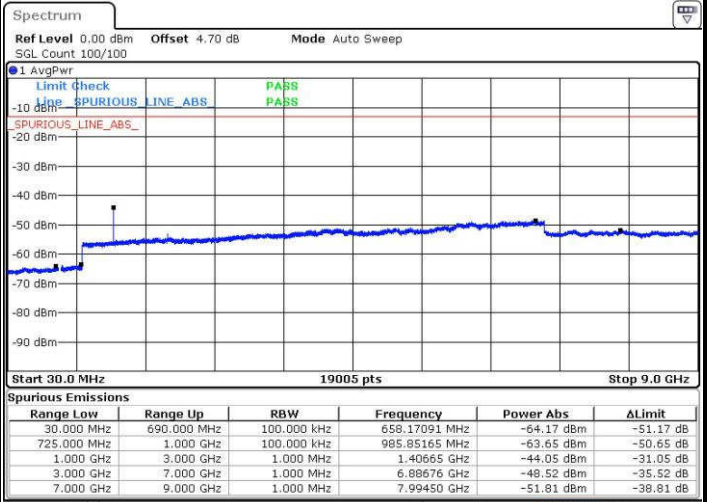
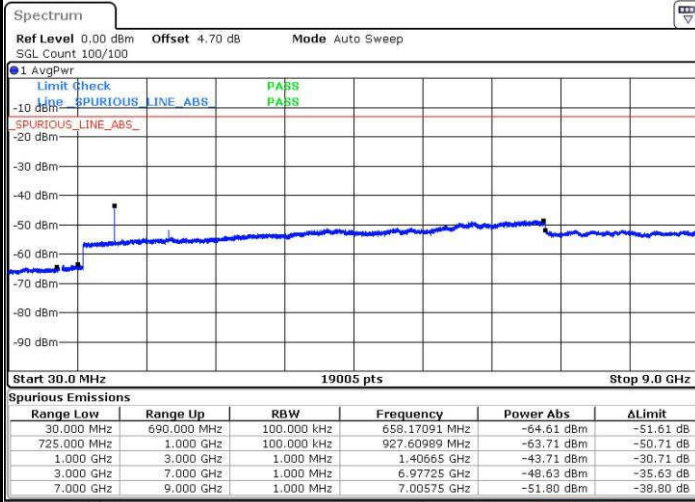
Date: 25 MAR 2017 00:11:36



LTE Band 12 / 10MHz

Middle Channel / QPSK

Middle Channel / 16QAM

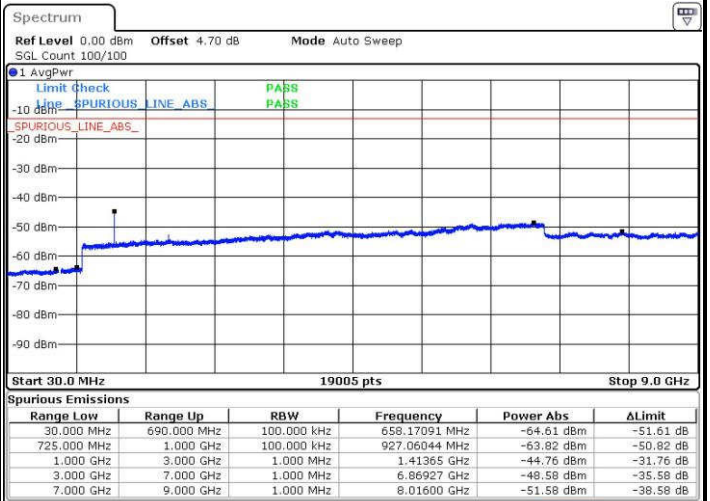
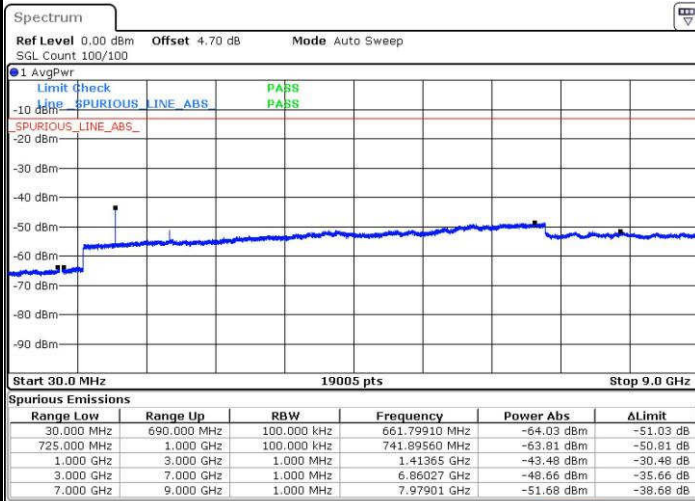


Date: 25.MAR.2017 00:13:28

Date: 25.MAR.2017 00:12:32

Highest Channel / QPSK

Highest Channel / 16QAM



Date: 25.MAR.2017 00:14:24

Date: 25.MAR.2017 00:15:20



Frequency Stability

Test Conditions		LTE Band 2 (QPSK) / Middle Channel	Limit
Temperature (°C)	Voltage (Volt)	BW 10MHz	Note 2.
		Deviation (ppm)	Result
50	Normal Voltage	0.0023	PASS
40	Normal Voltage	0.0011	
30	Normal Voltage	0.0009	
20(Ref.)	Normal Voltage	0.0000	
10	Normal Voltage	0.0004	
0	Normal Voltage	0.0018	
-10	Normal Voltage	0.0025	
-20	Normal Voltage	0.0036	
-30	Normal Voltage	0.0002	
20	Maximum Voltage	0.0007	
20	Normal Voltage	0.0018	
20	Battery End Point	0.0004	

Note:

1. Normal Voltage =3.85 V. ; Battery End Point (BEP) =3.6 V. ; Maximum Voltage =4.4 V.
2. Note: The frequency fundamental emissions stay within the authorized frequency block.



Test Conditions		LTE Band 4 (QPSK) / Middle Channel	Limit
Temperature (°C)	Voltage (Volt)	BW 10MHz	Note 2.
		Deviation (ppm)	Result
50	Normal Voltage	0.0025	PASS
40	Normal Voltage	0.0019	
30	Normal Voltage	0.0012	
20(Ref.)	Normal Voltage	0.0000	
10	Normal Voltage	0.0018	
0	Normal Voltage	0.0014	
-10	Normal Voltage	0.0020	
-20	Normal Voltage	0.0012	
-30	Normal Voltage	0.0000	
20	Maximum Voltage	0.0009	
20	Normal Voltage	0.0013	
20	Battery End Point	0.0002	

Note:

1. Normal Voltage =3.85 V. ; Battery End Point (BEP) =3.6 V. ; Maximum Voltage =4.4 V.
2. Note: The frequency fundamental emissions stay within the authorized frequency block.



Test Conditions		LTE Band 5 (QPSK) / Middle Channel	Limit
Temperature (°C)	Voltage (Volt)	BW 10MHz	2.5ppm
		Deviation (ppm)	Result
50	Normal Voltage	0.0006	PASS
40	Normal Voltage	0.0033	
30	Normal Voltage	0.0044	
20(Ref.)	Normal Voltage	0.0000	
10	Normal Voltage	0.0033	
0	Normal Voltage	0.0045	
-10	Normal Voltage	0.0037	
-20	Normal Voltage	0.0004	
-30	Normal Voltage	0.0026	
20	Maximum Voltage	0.0000	
20	Normal Voltage	0.0032	
20	Battery End Point	0.0010	

Note: Normal Voltage =3.85 V. ; Battery End Point (BEP) =3.6 V. ; Maximum Voltage =4.4 V.



Test Conditions		LTE Band 7 (QPSK) / Middle Channel	Limit
Temperature (°C)	Voltage (Volt)	BW 10MHz	Note 2.
		Deviation (ppm)	Result
50	Normal Voltage	0.0011	PASS
40	Normal Voltage	0.0004	
30	Normal Voltage	0.0007	
20(Ref.)	Normal Voltage	0.0000	
10	Normal Voltage	0.0006	
0	Normal Voltage	0.0008	
-10	Normal Voltage	0.0003	
-20	Normal Voltage	0.0002	
-30	Normal Voltage	0.0010	
20	Maximum Voltage	0.0009	
20	Normal Voltage	0.0004	
20	Battery End Point	0.0005	

Note:

1. Normal Voltage =3.85 V. ; Battery End Point (BEP) =3.6 V. ; Maximum Voltage =4.4 V.
2. Note: The frequency fundamental emissions stay within the authorized frequency block.



Test Conditions		LTE Band 12 (QPSK) / Middle Channel	Limit
Temperature (°C)	Voltage (Volt)	BW 10MHz	Note 2.
		Deviation (ppm)	Result
50	Normal Voltage	0.0024	PASS
40	Normal Voltage	0.0107	
30	Normal Voltage	0.0120	
20(Ref.)	Normal Voltage	0.0000	
10	Normal Voltage	0.0093	
0	Normal Voltage	0.0014	
-10	Normal Voltage	0.0013	
-20	Normal Voltage	0.0075	
-30	Normal Voltage	0.0103	
20	Maximum Voltage	0.0018	
20	Normal Voltage	0.0114	
20	Battery End Point	0.0069	

Note:

1. Normal Voltage =3.85 V. ; Battery End Point (BEP) =3.6 V. ; Maximum Voltage =4.4 V.
2. Note: The frequency fundamental emissions stay within the authorized frequency block.



Appendix B. Test Results of Radiated Test

Radiated Spurious Emission

LTE Band 2 / 1.4MHz / QPSK / RB Size 1 Offset 0									
Channel	Frequency (MHz)	EIRP (dBm)	Limit (dBm)	Over Limit (dB)	SPA Reading (dBm)	S.G. Power (dBm)	TX Cable loss (dB)	TX Antenna Gain (dBi)	Polarization (H/V)
Middle	3759	-55.45	-13	-42.45	-58.96	-60.44	1.88	6.87	H
	5637	-63.23	-13	-50.23	-71.42	-70.53	2.38	9.68	H
	7518	-59.42	-13	-46.42	-71.45	-68.49	2.74	11.81	H
	3759	-55.07	-13	-42.07	-58.86	-60.06	1.88	6.87	V
	5637	-62.97	-13	-49.97	-71.54	-70.27	2.38	9.68	V
	7518	-60.88	-13	-47.88	-71.59	-69.95	2.74	11.81	V

Remark: Spurious emissions within 30-1000MHz were found more than 20dB below limit line.

LTE Band 2 / 3MHz / QPSK / RB Size 1 Offset 0									
Channel	Frequency (MHz)	EIRP (dBm)	Limit (dBm)	Over Limit (dB)	SPA Reading (dBm)	S.G. Power (dBm)	TX Cable loss (dB)	TX Antenna Gain (dBi)	Polarization (H/V)
Middle	3756	-49.86	-13	-36.86	-55.93	-54.85	1.88	6.87	H
	5636.22	-63.30	-13	-50.30	-71.49	-70.60	2.38	9.68	H
	7515	-60.14	-13	-47.14	-72.17	-69.21	2.74	11.81	H
	3756	-52.59	-13	-39.59	-57.58	-57.58	1.88	6.87	V
	5637	-62.95	-13	-49.95	-71.52	-70.25	2.38	9.68	V
	7515	-61.58	-13	-48.58	-72.29	-70.65	2.74	11.81	V

Remark: Spurious emissions within 30-1000MHz were found more than 20dB below limit line.

LTE Band 2 / 5MHz / QPSK / RB Size 1 Offset 0									
Channel	Frequency (MHz)	EIRP (dBm)	Limit (dBm)	Over Limit (dB)	SPA Reading (dBm)	S.G. Power (dBm)	TX Cable loss (dB)	TX Antenna Gain (dBi)	Polarization (H/V)
Middle	3756	-48.16	-13	-35.16	-55.02	-53.15	1.88	6.87	H
	5634	-63.94	-13	-50.94	-72.13	-71.24	2.38	9.68	H
	7512	-60.60	-13	-47.60	-72.63	-69.67	2.74	11.81	H
	3756	-48.15	-13	-35.15	-55.61	-53.14	1.88	6.87	V
	5634	-63.41	-13	-50.41	-71.98	-70.71	2.38	9.68	V
	7512	-61.10	-13	-48.10	-71.81	-70.17	2.74	11.81	V

Remark: Spurious emissions within 30-1000MHz were found more than 20dB below limit line.



LTE Band 2 / 10MHz / QPSK / RB Size 1 Offset 0									
Channel	Frequency (MHz)	EIRP (dBm)	Limit (dBm)	Over Limit (dB)	SPA Reading (dBm)	S.G. Power (dBm)	TX Cable loss (dB)	TX Antenna Gain (dBi)	Polarization (H/V)
Middle	3750	-49.42	-13	-36.42	-55.67	-54.41	1.88	6.87	H
	5628	-63.80	-13	-50.80	-71.99	-71.10	2.38	9.68	H
	7503	-59.48	-13	-46.48	-71.51	-68.55	2.74	11.81	H
	3750	-50.70	-13	-37.70	-56.91	-55.69	1.88	6.87	V
	5628	-63.06	-13	-50.06	-71.63	-70.36	2.38	9.68	V
	7503	-62.68	-13	-49.68	-73.39	-71.75	2.74	11.81	V

Remark: Spurious emissions within 30-1000MHz were found more than 20dB below limit line.

LTE Band 2 / 15MHz / QPSK / RB Size 1 Offset 0									
Channel	Frequency (MHz)	EIRP (dBm)	Limit (dBm)	Over Limit (dB)	SPA Reading (dBm)	S.G. Power (dBm)	TX Cable loss (dB)	TX Antenna Gain (dBi)	Polarization (H/V)
Middle	3747	-54.68	-13	-41.68	-58.23	-59.67	1.88	6.87	H
	5619	-63.00	-13	-50.00	-71.19	-70.30	2.38	9.68	H
	7494	-61.31	-13	-48.31	-73.34	-70.38	2.74	11.81	H
	3747	-56.29	-13	-43.29	-60.08	-61.28	1.88	6.87	V
	5619	-62.37	-13	-49.37	-70.94	-69.67	2.38	9.68	V
	7494	-62.13	-13	-49.13	-72.84	-71.20	2.74	11.81	V

Remark: Spurious emissions within 30-1000MHz were found more than 20dB below limit line.

LTE Band 2 / 20MHz / QPSK / RB Size 1 Offset 0									
Channel	Frequency (MHz)	EIRP (dBm)	Limit (dBm)	Over Limit (dB)	SPA Reading (dBm)	S.G. Power (dBm)	TX Cable loss (dB)	TX Antenna Gain (dBi)	Polarization (H/V)
Middle	3741	-53.96	-13	-40.96	-57.63	-58.95	1.88	6.87	H
	5613.27	-63.62	-13	-50.62	-71.81	-70.92	2.38	9.68	H
	7485	-60.63	-13	-47.63	-72.66	-69.70	2.74	11.81	H
	3741	-55.01	-13	-42.01	-58.8	-60.00	1.88	6.87	V
	5613	-62.55	-13	-49.55	-71.12	-69.85	2.38	9.68	V
	7485	-62.52	-13	-49.52	-73.23	-71.59	2.74	11.81	V

Remark: Spurious emissions within 30-1000MHz were found more than 20dB below limit line.



LTE Band 4 / 1.4MHz / QPSK / RB Size 1 Offset 0									
Channel	Frequency (MHz)	EIRP (dBm)	Limit (dBm)	Over Limit (dB)	SPA Reading (dBm)	S.G. Power (dBm)	TX Cable loss (dB)	TX Antenna Gain (dBi)	Polarization (H/V)
Middle	3465	-49.43	-13	-36.43	-56.22	-54.32	1.81	6.70	H
	5196	-60.91	-13	-47.91	-73.59	-67.81	2.23	9.13	H
	6927	-54.15	-13	-41.15	-69.33	-62.21	2.60	10.66	H
	3465	-52.38	-13	-39.38	-57.58	-57.27	1.81	6.70	V
	5196	-60.27	-13	-47.27	-73.82	-67.17	2.23	9.13	V
	6927	-54.79	-13	-41.79	-69.84	-62.85	2.6	10.66	V

Remark: Spurious emissions within 30-1000MHz were found more than 20dB below limit line.

LTE Band 4 / 3MHz / QPSK / RB Size 1 Offset 0									
Channel	Frequency (MHz)	EIRP (dBm)	Limit (dBm)	Over Limit (dB)	SPA Reading (dBm)	S.G. Power (dBm)	TX Cable loss (dB)	TX Antenna Gain (dBi)	Polarization (H/V)
Middle	3462	-49.37	-13	-36.37	-56.16	-54.26	1.81	6.70	H
	5193	-61.15	-13	-48.15	-73.83	-68.05	2.23	9.13	H
	6924	-53.67	-13	-40.67	-68.85	-61.73	2.60	10.66	H
	3462	-54.59	-13	-41.59	-59.79	-59.48	1.81	6.70	V
	5193	-60.22	-13	-47.22	-73.77	-67.12	2.23	9.13	V
	6924	-54.28	-13	-41.28	-69.33	-62.34	2.6	10.66	V

Remark: Spurious emissions within 30-1000MHz were found more than 20dB below limit line.

LTE Band 4 / 5MHz / QPSK / RB Size 1 Offset 0									
Channel	Frequency (MHz)	EIRP (dBm)	Limit (dBm)	Over Limit (dB)	SPA Reading (dBm)	S.G. Power (dBm)	TX Cable loss (dB)	TX Antenna Gain (dBi)	Polarization (H/V)
Middle	3460	-51.07	-13	-38.07	-57.86	-55.96	1.81	6.70	H
	5191	-60.92	-13	-47.92	-73.60	-67.82	2.23	9.13	H
	6921	-54.07	-13	-41.07	-69.25	-62.13	2.60	10.66	H
	3460	-55.95	-13	-42.95	-61.15	-60.84	1.81	6.70	V
	5191	-60.07	-13	-47.07	-73.62	-66.97	2.23	9.13	V
	6921	-56.45	-13	-43.45	-71.5	-64.51	2.6	10.66	V

Remark: Spurious emissions within 30-1000MHz were found more than 20dB below limit line.



LTE Band 4 / 10MHz / QPSK / RB Size 1 Offset 0									
Channel	Frequency (MHz)	EIRP (dBm)	Limit (dBm)	Over Limit (dB)	SPA Reading (dBm)	S.G. Power (dBm)	TX Cable loss (dB)	TX Antenna Gain (dBi)	Polarization (H/V)
Middle	3456	-48.55	-13	-35.55	-55.34	-53.44	1.81	6.70	H
	5184	-60.42	-13	-47.42	-73.10	-67.32	2.23	9.13	H
	6912	-55.66	-13	-42.66	-70.84	-63.72	2.60	10.66	H
	3456	-53.84	-13	-40.84	-59.04	-58.73	1.81	6.70	V
	5184	-60.19	-13	-47.19	-73.74	-67.09	2.23	9.13	V
	6912	-55.63	-13	-42.63	-70.68	-63.69	2.6	10.66	V

Remark: Spurious emissions within 30-1000MHz were found more than 20dB below limit line.

LTE Band 4 / 15MHz / QPSK / RB Size 1 Offset 0									
Channel	Frequency (MHz)	EIRP (dBm)	Limit (dBm)	Over Limit (dB)	SPA Reading (dBm)	S.G. Power (dBm)	TX Cable loss (dB)	TX Antenna Gain (dBi)	Polarization (H/V)
Middle	3450	-53.26	-13	-40.26	-60.05	-58.15	1.81	6.70	H
	5178	-61.01	-13	-48.01	-73.69	-67.91	2.23	9.13	H
	6903	-53.69	-13	-40.69	-68.87	-61.75	2.60	10.66	H
	3450	-55.53	-13	-42.53	-60.73	-60.42	1.81	6.70	V
	5178	-60.07	-13	-47.07	-73.62	-66.97	2.23	9.13	V
	6903	-52.27	-13	-39.27	-67.32	-60.33	2.6	10.66	V

Remark: Spurious emissions within 30-1000MHz were found more than 20dB below limit line.

LTE Band 4 / 20MHz / QPSK / RB Size 1 Offset 0									
Channel	Frequency (MHz)	EIRP (dBm)	Limit (dBm)	Over Limit (dB)	SPA Reading (dBm)	S.G. Power (dBm)	TX Cable loss (dB)	TX Antenna Gain (dBi)	Polarization (H/V)
Middle	3447	-51.34	-13	-38.34	-58.13	-56.23	1.81	6.70	H
	5178	-61.40	-13	-48.40	-74.08	-68.30	2.23	9.13	H
	6894	-53.61	-13	-40.61	-68.79	-61.67	2.60	10.66	H
	3447	-52.90	-13	-39.90	-58.1	-57.79	1.81	6.70	V
	5178	-60.06	-13	-47.06	-73.61	-66.96	2.23	9.13	V
	6894	-52.00	-13	-39.00	-67.05	-60.06	2.6	10.66	V

Remark: Spurious emissions within 30-1000MHz were found more than 20dB below limit line.



LTE Band 5 / 1.4MHz / QPSK / RB Size 1 Offset 0									
Channel	Frequency (MHz)	ERP (dBm)	Limit (dBm)	Over Limit (dB)	SPA Reading (dBm)	S.G. Power (dBm)	TX Cable loss (dB)	TX Antenna Gain (dBi)	Polarization (H/V)
Middle	1672	-65.99	-13	-52.99	-64.62	-67.85	1.19	5.20	H
	2508	-56.06	-13	-43.06	-59.05	-58.28	1.53	5.90	H
	3343	-67.64	-13	-54.64	-71.59	-70.43	1.76	6.70	H
	1672	-66.42	-13	-53.42	-64.38	-68.28	1.19	5.20	V
	2508	-60.33	-13	-47.33	-62.31	-62.55	1.53	5.90	V
	3343	-68.84	-13	-55.84	-72.16	-71.63	1.76	6.70	V

Remark: Spurious emissions within 30-1000MHz were found more than 20dB below limit line.

LTE Band 5 / 3MHz / QPSK / RB Size 1 Offset 0									
Channel	Frequency (MHz)	ERP (dBm)	Limit (dBm)	Over Limit (dB)	SPA Reading (dBm)	S.G. Power (dBm)	TX Cable loss (dB)	TX Antenna Gain (dBi)	Polarization (H/V)
Middle	1670	-64.49	-13	-51.49	-63.12	-66.35	1.19	5.20	H
	2506	-57.54	-13	-44.54	-60.53	-59.76	1.53	5.90	H
	3341	-68.48	-13	-55.48	-72.43	-71.27	1.76	6.70	H
	1670	-65.85	-13	-52.85	-63.81	-67.71	1.19	5.20	V
	2506	-60.54	-13	-47.54	-62.52	-62.76	1.53	5.90	V
	3341	-69.32	-13	-56.32	-72.64	-72.11	1.76	6.70	V

Remark: Spurious emissions within 30-1000MHz were found more than 20dB below limit line.



LTE Band 5 / 5MHz / QPSK / RB Size 1 Offset 0									
Channel	Frequency (MHz)	ERP (dBm)	Limit (dBm)	Over Limit (dB)	SPA Reading (dBm)	S.G. Power (dBm)	TX Cable loss (dB)	TX Antenna Gain (dBi)	Polarization (H/V)
Middle	1668	-65.91	-13	-52.91	-64.54	-67.77	1.19	5.20	H
	2502	-55.80	-13	-42.80	-58.79	-58.02	1.53	5.90	H
	3336	-68.42	-13	-55.42	-72.37	-71.21	1.76	6.70	H
	1668	-62.29	-13	-49.29	-60.25	-64.15	1.19	5.20	V
	2502	-56.82	-13	-43.82	-58.8	-59.04	1.53	5.90	V
	3336	-69.17	-13	-56.17	-72.49	-71.96	1.76	6.70	V

Remark: Spurious emissions within 30-1000MHz were found more than 20dB below limit line.

LTE Band 5 / 10MHz / QPSK / RB Size 1 Offset 0									
Channel	Frequency (MHz)	ERP (dBm)	Limit (dBm)	Over Limit (dB)	SPA Reading (dBm)	S.G. Power (dBm)	TX Cable loss (dB)	TX Antenna Gain (dBi)	Polarization (H/V)
Middle	1664.18	-67.92	-13	-54.92	-66.55	-69.78	1.19	5.20	H
	2496	-49.00	-13	-36.00	-53.09	-51.22	1.53	5.90	H
	3327	-68.42	-13	-55.42	-72.37	-71.21	1.76	6.70	H
	1664	-67.51	-13	-54.51	-65.47	-69.37	1.19	5.20	V
	2496	-57.97	-13	-44.97	-59.95	-60.19	1.53	5.90	V
	3327	-68.03	-13	-55.03	-71.35	-70.82	1.76	6.70	V

Remark: Spurious emissions within 30-1000MHz were found more than 20dB below limit line.



LTE Band 7 / 5MHz / QPSK / RB Size 1 Offset 0									
Channel	Frequency (MHz)	EIRP (dBm)	Limit (dBm)	Over Limit (dB)	SPA Reading (dBm)	S.G. Power (dBm)	TX Cable loss (dB)	TX Antenna Gain (dBi)	Polarization (H/V)
Middle	5064	-65.35	-25	-40.35	-74.57	-71.91	2.41	8.97	H
	7600	-61.69	-25	-36.69	-75.39	-70.69	2.86	11.86	H
	10134	-58.87	-25	-33.87	-77.22	-67.77	3.21	12.11	H
	5064	-66.35	-25	-41.35	-75.06	-72.91	2.41	8.97	V
	7600	-61.34	-25	-36.34	-75.97	-70.34	2.86	11.86	V
	10134	-57.32	-25	-32.32	-76.72	-66.22	3.21	12.11	V

Remark: Spurious emissions within 30-1000MHz were found more than 20dB below limit line.

LTE Band 7 / 10MHz / QPSK / RB Size 1 Offset 0									
Channel	Frequency (MHz)	EIRP (dBm)	Limit (dBm)	Over Limit (dB)	SPA Reading (dBm)	S.G. Power (dBm)	TX Cable loss (dB)	TX Antenna Gain (dBi)	Polarization (H/V)
Middle	5060	-65.10	-25	-40.10	-74.32	-71.66	2.41	8.97	H
	7592	-61.07	-25	-36.07	-74.77	-70.07	2.86	11.86	H
	10125	-58.71	-25	-33.71	-77.06	-67.61	3.21	12.11	H
	5060	-65.26	-25	-40.26	-73.97	-71.82	2.41	8.97	V
	7592	-60.29	-25	-35.29	-74.92	-69.29	2.86	11.86	V
	10125	-57.50	-25	-32.50	-76.9	-66.40	3.21	12.11	V

Remark: Spurious emissions within 30-1000MHz were found more than 20dB below limit line.



LTE Band 7 / 15MHz / QPSK / RB Size 1 Offset 0									
Channel	Frequency (MHz)	EIRP (dBm)	Limit (dBm)	Over Limit (dB)	SPA Reading (dBm)	S.G. Power (dBm)	TX Cable loss (dB)	TX Antenna Gain (dBi)	Polarization (H/V)
Middle	5056	-65.41	-25	-40.41	-74.63	-71.97	2.41	8.97	H
	7584	-61.90	-25	-36.90	-75.60	-70.90	2.86	11.86	H
	10116	-58.38	-25	-33.38	-76.73	-67.28	3.21	12.11	H
	5056	-65.74	-25	-40.74	-74.45	-72.30	2.41	8.97	V
	7584	-61.76	-25	-36.76	-76.39	-70.76	2.86	11.86	V
	10116	-56.94	-25	-31.94	-76.34	-65.84	3.21	12.11	V

Remark: Spurious emissions within 30-1000MHz were found more than 20dB below limit line.

LTE Band 7 / 20MHz / QPSK / RB Size 1 Offset 0									
Channel	Frequency (MHz)	EIRP (dBm)	Limit (dBm)	Over Limit (dB)	SPA Reading (dBm)	S.G. Power (dBm)	TX Cable loss (dB)	TX Antenna Gain (dBi)	Polarization (H/V)
Middle	5052	-64.73	-25	-39.73	-73.95	-71.29	2.41	8.97	H
	7580	-62.20	-25	-37.20	-75.90	-71.20	2.86	11.86	H
	10107	-57.88	-25	-32.88	-76.23	-66.78	3.21	12.11	H
	5052	-66.02	-25	-41.02	-74.73	-72.58	2.41	8.97	V
	7580	-60.45	-25	-35.45	-75.08	-69.45	2.86	11.86	V
	10107	-56.86	-25	-31.86	-76.26	-65.76	3.21	12.11	V

Remark: Spurious emissions within 30-1000MHz were found more than 20dB below limit line.



LTE Band 12 / 1.4MHz / QPSK / RB Size 1 Offset 0									
Channel	Frequency (MHz)	ERP (dBm)	Limit (dBm)	Over Limit (dB)	SPA Reading (dBm)	S.G. Power (dBm)	TX Cable loss (dB)	TX Antenna Gain (dBi)	Polarization (H/V)
Middle	1414	-70.85	-13	-57.85	-66.69	-71.75	1.14	4.19	H
	2120	-42.54	-13	-29.54	-48.51	-44.00	1.4	5.01	H
	2828	-62.98	-13	-49.98	-63.62	-65.51	1.63	6.31	H
	1414	-72.31	-13	-59.31	-67.18	-73.21	1.14	4.19	V
	2120	-61.87	-13	-48.87	-59.99	-63.33	1.4	5.01	V
	2828	-65.17	-13	-52.17	-67.29	-67.70	1.63	6.31	V

Remark: Spurious emissions within 30-1000MHz were found more than 20dB below limit line.

LTE Band 12 / 3MHz / QPSK / RB Size 1 Offset 0									
Channel	Frequency (MHz)	ERP (dBm)	Limit (dBm)	Over Limit (dB)	SPA Reading (dBm)	S.G. Power (dBm)	TX Cable loss (dB)	TX Antenna Gain (dBi)	Polarization (H/V)
Middle	1412	-70.50	-13	-57.50	-66.34	-71.40	1.14	4.19	H
	2118	-43.11	-13	-30.11	-48.94	-44.57	1.4	5.01	H
	2824	-63.28	-13	-50.28	-63.92	-65.81	1.63	6.31	H
	1412	-72.16	-13	-59.16	-67.03	-73.06	1.14	4.19	V
	2118	-60.72	-13	-47.72	-58.84	-62.18	1.4	5.01	V
	2824	-64.29	-13	-51.29	-66.41	-66.82	1.63	6.31	V

Remark: Spurious emissions within 30-1000MHz were found more than 20dB below limit line.



LTE Band 12 / 5MHz / QPSK / RB Size 1 Offset 0									
Channel	Frequency (MHz)	ERP (dBm)	Limit (dBm)	Over Limit (dB)	SPA Reading (dBm)	S.G. Power (dBm)	TX Cable loss (dB)	TX Antenna Gain (dBi)	Polarization (H/V)
Middle	1410	-71.03	-13	-58.03	-66.87	-71.93	1.14	4.19	H
	2116	-51.04	-13	-38.04	-54.79	-52.50	1.4	5.01	H
	2821	-64.42	-13	-51.42	-65.06	-66.95	1.63	6.31	H
	1410	-71.18	-13	-58.18	-66.05	-72.08	1.14	4.19	V
	2116	-63.65	-13	-50.65	-61.77	-65.11	1.4	5.01	V
	2781	-64.83	-13	-51.83	-66.95	-67.36	1.63	6.31	V

Remark: Spurious emissions within 30-1000MHz were found more than 20dB below limit line.

LTE Band 12 / 10MHz / QPSK / RB Size 1 Offset 0									
Channel	Frequency (MHz)	ERP (dBm)	Limit (dBm)	Over Limit (dB)	SPA Reading (dBm)	S.G. Power (dBm)	TX Cable loss (dB)	TX Antenna Gain (dBi)	Polarization (H/V)
Middle	1406	-71.58	-13	-58.58	-67.42	-72.48	1.14	4.19	H
	2108	-37.98	-13	-24.98	-44.54	-39.44	1.4	5.01	H
	2812	-63.55	-13	-50.55	-64.19	-66.08	1.63	6.31	H
	1406	-72.72	-13	-59.72	-67.59	-73.62	1.14	4.19	V
	2108	-59.17	-13	-46.17	-57.57	-60.63	1.4	5.01	V
	2812	-64.74	-13	-51.74	-66.86	-67.27	1.63	6.31	V

Remark: Spurious emissions within 30-1000MHz were found more than 20dB below limit line.