Appendix 1 – System Performance Check Plots

Date: 6/17/2015

Test Laboratory: JAPAN QUALITY ASSURANCE ORGANIZATION

System Performance Check

DUT: Dipole 2450 MHz; Type: D2450V2; Serial: 714

Frequency: 2450 MHz;Duty Cycle: 1:1
Room Ambient Temperature: 24.0°C; Liquid Temperature: 23.0°C
Medium parameters used: f = 2450 MHz; σ = 1.963 S/m; ε_r = 52.285; ρ = 1000 kg/m^3

DASY5 Configuration:
- Probe: EX3DV4 - SN3808; ConvF(6.92, 6.92, 6.92); Calibrated: 9/15/2014;
- Sensor-Surface: 2mm (Mechanical Surface Detection)
- Electronics: DAE4 Sn508; Calibrated: 11/7/2014
- Phantom: ELI v4.0 (20deg probe tilt); Type: QDOVA001BB; Serial: TP:1063
- Measurement SW: DASY52, Version 52.8 (8); SEMCAD X Version 14.6.10 (7331)

Dipole/Input 250 mW/Area Scan (9x9x1): Measurement grid: dx=10mm, dy=10mm
Maximum value of SAR (measured) = 19.5 W/kg

Dipole/Input 250 mW/Zoom Scan (7x7x7)/Cube 0: Measurement grid: dx=5mm, dy=5mm, dz=5mm
Reference Value = 100.9 V/m; Power Drift = 0.00 dB
Peak SAR (extrapolated) = 26.1 W/kg
SAR(1 g) = 12.8 W/kg; SAR(10 g) = 6.01 W/kg
Maximum value of SAR (measured) = 19.5 W/kg



0 dB = 19.5 W/kg = 12.90 dBW/kg

Date: 7/1/2015

Test Laboratory: JAPAN QUALITY ASSURANCE ORGANIZATION

System Performance Check

DUT: Dipole 5 GHz; Type: D5GHzV2; Serial: 1111

Frequency: 5250 MHz;Duty Cycle: 1:1
Room Ambient Temperature: 24.0°C; Liquid Temperature: 23.0°C
Medium parameters used: f = 5250 MHz; σ = 5.435 S/m; ε_r = 48.423; ρ = 1000 kg/m^3

DASY5 Configuration:
- Probe: EX3DV4 - SN3540; ConvF(4.87, 4.87, 4.87); Calibrated: 5/29/2015;
- Sensor-Surface: 2mm (Mechanical Surface Detection)
- Electronics: DAE4 Sn508; Calibrated: 11/7/2014
- Phantom: ELI v4.0 (20deg probe tilt); Type: QDOVA001BB; Serial: TP:1063
- Measurement SW: DASY52, Version 52.8 (8); SEMCAD X Version 14.6.10 (7331)

Dipole/Input 100 mW/Area Scan (9x9x1): Measurement grid: dx=10mm, dy=10mm
Maximum value of SAR (measured) = 16.0 W/kg

Dipole/Input 100 mW/Zoom Scan (7x7x12)/Cube 0: Measurement grid: dx=4mm, dy=4mm, dz=2mm
Reference Value = 58.08 V/m; Power Drift = 0.00 dB
Peak SAR (extrapolated) = 32.6 W/kg
SAR(1 g) = 7.85 W/kg; SAR(10 g) = 2.24 W/kg
Maximum value of SAR (measured) = 16.1 W/kg



0 dB = 16.1 W/kg = 12.07 dBW/kg

Date: 7/2/2015

Test Laboratory: JAPAN QUALITY ASSURANCE ORGANIZATION

System Performance Check

DUT: Dipole 5 GHz; Type: D5GHzV2; Serial: 1111

Frequency: 5600 MHz;Duty Cycle: 1:1
Room Ambient Temperature: 24.0°C; Liquid Temperature: 23.0°C
Medium parameters used: f = 5600 MHz; σ = 5.902 S/m; ε_r = 47.423; ρ = 1000 kg/m^3

DASY5 Configuration:
- Probe: EX3DV4 - SN3540; ConvF(4.12, 4.12, 4.12); Calibrated: 5/29/2015;
- Sensor-Surface: 2mm (Mechanical Surface Detection)
- Electronics: DAE4 Sn508; Calibrated: 11/7/2014
- Phantom: ELI v4.0 (20deg probe tilt); Type: QDOVA001BB; Serial: TP:1063
- Measurement SW: DASY52, Version 52.8 (8); SEMCAD X Version 14.6.10 (7331)

Dipole/Input 100 mW/Area Scan (9x9x1): Measurement grid: dx=10mm, dy=10mm
Maximum value of SAR (measured) = 17.1 W/kg

Dipole/Input 100 mW/Zoom Scan (7x7x12)/Cube 0: Measurement grid: dx=4mm, dy=4mm, dz=2mm
Reference Value = 57.32 V/m; Power Drift = 0.02 dB
Peak SAR (extrapolated) = 37.4 W/kg
SAR(1 g) = 8.38 W/kg; SAR(10 g) = 2.32 W/kg
Maximum value of SAR (measured) = 17.9 W/kg



0 dB = 17.9 W/kg = 12.53 dBW/kg

Date: 7/3/2015

Test Laboratory: JAPAN QUALITY ASSURANCE ORGANIZATION

System Performance Check

DUT: Dipole 5 GHz; Type: D5GHzV2; Serial: 1111

Frequency: 5750 MHz;Duty Cycle: 1:1
Room Ambient Temperature: 24.0°C; Liquid Temperature: 23.0°C
Medium parameters used: f = 5750 MHz; σ = 6.098 S/m; ε_r = 47.62; ρ = 1000 kg/m^3

DASY5 Configuration:
- Probe: EX3DV4 - SN3540; ConvF(4.56, 4.56, 4.56); Calibrated: 5/29/2015;
- Sensor-Surface: 2mm (Mechanical Surface Detection)
- Electronics: DAE4 Sn508; Calibrated: 11/7/2014
- Phantom: ELI v4.0 (20deg probe tilt); Type: QDOVA001BB; Serial: TP:1063
- Measurement SW: DASY52, Version 52.8 (8); SEMCAD X Version 14.6.10 (7331)

Dipole/Input 100 mW/Area Scan (9x9x1): Measurement grid: dx=10mm, dy=10mm
Maximum value of SAR (measured) = 16.0 W/kg

Dipole/Input 100 mW/Zoom Scan (7x7x12)/Cube 0: Measurement grid: dx=4mm, dy=4mm, dz=2mm
Reference Value = 54.78 V/m; Power Drift = 0.01 dB
Peak SAR (extrapolated) = 35.0 W/kg
SAR(1 g) = 7.66 W/kg; SAR(10 g) = 2.16 W/kg
Maximum value of SAR (measured) = 16.3 W/kg



0 dB = 16.3 W/kg = 12.12 dBW/kg