


SETUP PHOTOGRAPHS

This document contains 6 photographs


Photograph No.1
Spurious radiated emissions measurement setup in the anechoic chamber
with loop antenna



Photograph No.2
Radiated emissions measurement setup in the anechoic chamber
with biconical antenna




Photograph No.3
Radiated emissions measurement setup in the anechoic chamber
with log periodic antenna



Photograph No.4
Radiated emissions measurement setup in the anechoic chamber
with double ridged guide antenna



Photograph No.5
Radiated emissions measurement setup at the OATS
with log periodic antenna



Photograph No.6
Radiated emissions measurement setup at the OATS
with double ridged guide antenna

