

FCC Radio Test Report

FCC ID: QISVIE -L09

This report concerns (check one): Original Grant Class II Change

Project No. : 1602C114
Equipment : Smart Phone
Model Name : VIE -L09
Applicant : Huawei Technologies Co.,Ltd.
Address : Administration Building, Headquarters of Huawei Technologies Co., Ltd., Bantian, Longgang District, Shenzhen, 518129, P.R.C

Date of Receipt : Feb. 26, 2016
Date of Test : Feb. 26, 2016 ~ Mar. 29, 2016
Issued Date : Mar. 30, 2016
Tested by : BTL Inc.

Testing Engineer

: Shawn Xiao
(Shawn Xiao)

Technical Manager

: David Mao
(David Mao)

Authorized Signatory

: Steven Lu
(Steven Lu)

B T L I N C .

No.3, Jinshagang 1st Road, Shixia, Dalang Town, Dongguan,
Guangdong, China.

TEL: +86-769-8318-3000 FAX: +86-769-8319-6000

Declaration

BTL represents to the client that testing is done in accordance with standard procedures as applicable and that test instruments used has been calibrated with standards traceable to international standard(s) and/or national standard(s).

BTL's reports apply only to the specific samples tested under conditions. It is manufacture's responsibility to ensure that additional production units of this model are manufactured with the identical electrical and mechanical components. **BTL** shall have no liability for any declarations, inferences or generalizations drawn by the client or others from **BTL** issued reports.

BTL's report must not be used by the client to claim product certification, approval, or endorsement by NVLAP, NIST, or any agency of the Federal Government.

This report is the confidential property of the client. As a mutual protection to the clients, the public and **BTL-self**, extracts from the test report shall not be reproduced except in full with **BTL's** authorized written approval.

BTL's laboratory quality assurance procedures are in compliance with the **ISO Guide 17025** requirements, and accredited by the conformity assessment authorities listed in this test report.

Limitation

For the use of the authority's logo is limited unless the Test Standard(s)/Scope(s)/Item(s) mentioned in this test report is (are) included in the conformity assessment authorities acceptance respective.

Table of Contents	Page
1 . CERTIFICATION	5
2 . SUMMARY OF TEST RESULTS	6
2.1 TEST FACILITY	6
2.2 MEASUREMENT UNCERTAINTY	6
3 . GENERAL INFORMATION	7
3.1 GENERAL DESCRIPTION OF EUT	7
3.2 DESCRIPTION OF TEST MODES	9
4 . EMC EMISSION TEST	11
4.1 RADIATED EMISSION MEASUREMENT	11
4.1.1 RADIATED EMISSION LIMITS	11
4.1.2 TEST PROCEDURE	12
4.1.3 DEVIATION FROM TEST STANDARD	12
4.1.4 TEST SETUP	12
4.1.5 EUT OPERATING CONDITIONS	13
4.1.6 EUT TEST CONDITIONS	13
4.1.7 TEST RESULTS (9K TO 30MHz)	14
4.1.8 TEST RESULTS (BETWEEN 30 TO 1000 MHz)	14
4.1.9 TEST RESULTS (ABOVE 1000 MHz)	14
5 . MEASUREMENT INSTRUMENTS LIST	15
ATTACHMENT A - RADIATED EMISSION (9KHZ TO 30MHZ)	16
ATTACHMENT B - RADIATED EMISSION (30MHZ TO 1000MHZ)	21
ATTACHMENT C - RADIATED EMISSION (ABOVE 1000MHZ)	46

REPORT ISSUED HISTORY

Issued No.	Description	Issued Date
BTL-FCCP-1-1602C114	Original Issue.	Mar. 30, 2016

1. CERTIFICATION

Equipment : Smart Phone
Brand Name : HUAWEI
Model Name : VIE -L09
Applicant : Huawei Technologies Co.,Ltd.
Manufacturer : Huawei Technologies Co.,Ltd.
Address : Administration Building, Headquarters of Huawei Technologies Co., Ltd.,
Bantian, Longgang District, Shenzhen, 518129, P.R.C
Date of Test : Feb. 26, 2016 ~ Mar. 29, 2016
Test Sample : Engineering Sample
Standard(s) : FCC Part15, Subpart E(15.407) / ANSI C63.10-2013

The above equipment has been tested and found compliance with the requirement of the relative standards by BTL Inc.

The test data, data evaluation, and equipment configuration contained in our test report (Ref No. BTL-FCCP-1-1602C114) were obtained utilizing the test procedures, test instruments, test sites that has been accredited by the Authority of TAF according to the ISO-17025 quality assessment standard and technical standard(s).

2. SUMMARY OF TEST RESULTS

Test procedures according to the technical standard(s):

FCC Part15, Subpart E			
Standard(s) Section	Test Item	Judgment	Remark
15.407(a)	Radiated Emissions	PASS	

NOTE:

(1) "N/A" denotes test is not applicable in this test report.

2.1 TEST FACILITY

The test facilities used to collect the test data in this report is at the location of No.3, Jinshagang 1st Road, Shixia, Dalang Town, Dongguan, Guangdong, China.
BTL's test firm number for FCC: 319330

2.2 MEASUREMENT UNCERTAINTY

Where relevant, the following measurement uncertainty levels have been estimated for tests performed on the EUT as specified in CISPR 16-4-2 .The BTL measurement uncertainty is less than the CISPR 16-4-2 U_{cispr} requirement.

The reported uncertainty of measurement $y \pm U$, where expanded uncertainty U is based on a standard uncertainty multiplied by a coverage factor of $k=2$, providing a level of confidence of approximately **95%**.

A. Radiated Measurement:

Test Site	Method	Measurement Frequency Range	Ant. H / V	U,(dB)
DG-CB03 (3m)	CISPR	9KHz ~ 30MHz	V	3.79
		9KHz ~ 30MHz	H	3.57
		30MHz ~ 200MHz	V	3.82
		30MHz ~ 200MHz	H	3.78
		200MHz ~ 1,000MHz	V	4.10
		200MHz ~ 1,000MHz	H	4.06

Test Site	Method	Measurement Frequency Range	Ant. H / V	U,(dB)
DG-CB03 (3m)	CISPR	1GHz ~ 18GHz	V	3.12
		1GHz ~ 18GHz	H	3.68
		18GHz ~ 40GHz	V	4.15
		18GHz ~ 40GHz	H	4.14

3. GENERAL INFORMATION

3.1 GENERAL DESCRIPTION OF EUT

Equipment	Smart Phone	
Brand Name	HUAWEI	
Model Name	VIE -L09	
Mode Different	N/A	
Product Description	Operation Frequency	UNII-1: 5150-5250MHz UNII-2A: 5250-5350MHz UNII-2C: 5470-5725MHz UNII-3: 5725-5850MHz
	Modulation Type	OFDM
	Bit Rate of Transmitter	433.3Mbps
Power Source	#1 DC Voltage supplied from AC/DC adapter. Manufacturer: (1) HUIZHOU BYD ELECTRONIC CO.,LTD. (2) Salcomp (Shenzhen)Co.,Ltd Model: HW-059200BHQ (UK) HW-059200EHQ (EU) HW-059200UHQ (US) HW-059200AHQ (AU) #2 Supplied from battery.	
Power Rating	#1 I/P: ~100V-240V 50/60Hz 0.5A O/P: 5V \equiv 2A #2 DC +3.82V	

Note:

1. For a more detailed features description, please refer to the manufacturer's specifications or the user's manual.

2.

Item	Mfr/Brand	Model.
USB Cable	FOXCONN INTERCONNECT TECHNOLOGY LIMITED.	CUDU01B-HC212-EH
	LUXSHARE-ICT Co., Ltd.	L99UC001-CS-H
	Chang Shu Honglin Technology Co.,Ltd.	130-26988
Earphone	JIANGXI LIANCHUANG HONGSHENG ELECTRONIC CO., LTD	MEMD1632B580C00
	BOLUO COUNTY QUANCHENG ELECTRONIC CO., LTD	1311-3291-3.5mm-229
Battery	Sunwoda Electronic Co., LTD	HB376883ECW
	SCUD (FUJIAN) Electronics Co., Ltd	
	Desay Battery Co., Ltd.	

3. Channel List:

802.11a 802.11n 20MHz 802.11ac 20MHz		802.11n 40MHz 802.11ac 40MHz		802.11ac 80MHz	
UNII-1		UNII-1		UNII-1	
Channel	Frequency (MHz)	Channel	Frequency (MHz)	Channel	Frequency (MHz)
36	5180	38	5190	42	5210
40	5200	46	5230		
44	5220				
48	5240				

802.11a 802.11n 20MHz 802.11ac 20MHz		802.11n 40MHz 802.11ac 40MHz		802.11ac 80MHz	
UNII-2A		UNII-2A		UNII-2A	
Channel	Frequency (MHz)	Channel	Frequency (MHz)	Channel	Frequency (MHz)
52	5260	54	5270	58	5290
56	5280	62	5310		
60	5300				
64	5320				

802.11a 802.11n 20MHz 802.11ac 20MHz		802.11n 40MHz 802.11ac 40MHz		802.11ac 80MHz	
UNII-2C		UNII-2C		UNII-2C	
Channel	Frequency (MHz)	Channel	Frequency (MHz)	Channel	Frequency (MHz)
100	5500	102	5510	106	5530
104	5520	110	5550	122	5610
108	5540	118	5590		
112	5560	126	5630		
116	5580	134	5670		
120	5600				
124	5620				
128	5640				
132	5660				
136	5680				
140	5700				

802.11a 802.11n 20MHz 802.11ac 20MHz		802.11n 40MHz 802.11ac 40MHz		802.11ac 80MHz	
UNII-3		UNII-3		UNII-3	
\Channel	Frequency (MHz)	Channel	Frequency (MHz)	Channel	Frequency (MHz)
149	5745	151	5755	155	5775
153	5765	159	5795		
157	5785				
161	5805				
165	5825				

3.2 DESCRIPTION OF TEST MODES

To investigate the maximum EMI emission characteristics generates from EUT, the test system was pre-scanning tested base on the consideration of following EUT operation mode or test configuration mode which possible have effect on EMI emission level. Each of these EUT operation mode(s) or test configuration mode(s) mentioned above was evaluated respectively.

Pretest Test Mode	Description
Mode 1	TX A Mode/ CH36, CH40, CH48 (UNII-1)
Mode 2	TX N20 Mode/ CH36, CH40, CH48 (UNII-1)
Mode 3	TX N40 Mode/ CH38, CH46 (UNII-1)
Mode 4	TX AC20 Mode/ CH36, CH40, CH48 (UNII-1)
Mode 5	TX AC40 Mode/ CH38, CH46 (UNII-1)
Mode 6	TX AC80 Mode / CH42 (UNII-1)
Mode 7	TX A Mode/ CH52, CH60, CH64 (UNII-2A)
Mode 8	TX N20 Mode/ CH52, CH60, CH64 (UNII-2A)
Mode 9	TX N40 Mode/ CH54, CH62 (UNII-2A)
Mode 10	TX AC20 Mode/ CH52, CH60, CH64 (UNII-2A)
Mode 11	TX AC40 Mode/ CH54, CH62 (UNII-2A)
Mode 12	TX AC80 Mode / CH58 (UNII-2A)
Mode 13	TX A Mode/ CH100, CH116, CH140 (UNII-2C)
Mode 14	TX N20 Mode/ CH100, CH116, CH140 (UNII-2C)
Mode 15	TX N40 Mode/CH102, CH110, CH134(UNII-2C)
Mode 16	TX AC20 Mode/ CH100, CH116, CH140 (UNII-2C)
Mode 17	TX AC40 Mode/CH102, CH110, CH134(UNII-2C)
Mode 18	TX AC80 Mode / CH106, CH122 (UNII-2C)
Mode 19	TX A Mode / CH149,CH157,CH165 (UNII-3)
Mode 20	TX N20 Mode / CH149,CH157,CH165 (UNII-3)
Mode 21	TX N40 Mode / CH151,CH159 (UNII-3)
Mode 22	TX AC20 Mode / CH149,CH157,CH165 (UNII-3)
Mode 23	TX AC40 Mode / CH151,CH159 (UNII-3)
Mode 24	TX AC80 Mode / CH155 (UNII-3)

The EUT system operated these modes were found to be the worst case during the pre-scanning test as following:

For Radiated Test	
Final Test Mode	Description
Mode 1	TX A Mode/ CH36, CH40, CH48 (UNII-1)
Mode 2	TX N20 Mode/ CH36, CH40, CH48 (UNII-1)
Mode 3	TX N40 Mode/ CH38, CH46 (UNII-1)
Mode 4	TX AC20 Mode/ CH36, CH40, CH48 (UNII-1)
Mode 5	TX AC40 Mode/ CH38, CH46 (UNII-1)
Mode 6	TX AC80 Mode / CH42 (UNII-1)
Mode 7	TX A Mode/ CH52, CH60, CH64 (UNII-2A)
Mode 8	TX N20 Mode/ CH52, CH60, CH64 (UNII-2A)
Mode 9	TX N40 Mode/ CH54, CH62 (UNII-2A)
Mode 10	TX AC20 Mode/ CH52, CH60, CH64 (UNII-2A)
Mode 11	TX AC40 Mode/ CH54, CH62 (UNII-2A)
Mode 12	TX AC80 Mode / CH58 (UNII-2A)
Mode 13	TX A Mode/ CH100, CH116, CH140 (UNII-2C)
Mode 14	TX N20 Mode/ CH100, CH116, CH140 (UNII-2C)
Mode 15	TX N40 Mode/CH102, CH110, CH134(UNII-2C)
Mode 16	TX AC20 Mode/ CH100, CH116, CH140 (UNII-2C)
Mode 17	TX AC40 Mode/CH102, CH110, CH134(UNII-2C)
Mode 18	TX AC80 Mode / CH106, CH122 (UNII-2C)
Mode 19	TX A Mode / CH149,CH157,CH165 (UNII-3)
Mode 20	TX N20 Mode / CH149,CH157,CH165 (UNII-3)
Mode 21	TX N40 Mode / CH151,CH159 (UNII-3)
Mode 22	TX AC20 Mode / CH149,CH157,CH165 (UNII-3)
Mode 23	TX AC40 Mode / CH151,CH159 (UNII-3)
Mode 24	TX AC80 Mode / CH155 (UNII-3)

Note:

(1) For radiated below 1GHz test, the 802.11a mode is found to be the worst case and recorded.

4. EMC EMISSION TEST

4.1 RADIATED EMISSION MEASUREMENT

4.1.1 RADIATED EMISSION LIMITS

In case the emission fall within the restricted band specified on 15.205(a), then the 15.209(a) limit in the table below has to be followed.

Frequencies (MHz)	Field Strength (micorvolts/meter)	Measurement Distance (meters)
0.009~0.490	2400/F(KHz)	300
0.490~1.705	24000/F(KHz)	30
1.705~30.0	30	30
30~88	100	3
88~216	150	3
216~960	200	3
Above 960	500	3

Note:

- (1) The limit for radiated test was performed according to FCC PART 15C.
- (2) The tighter limit applies at the band edges.

LIMITS OF UNWANTED EMISSION OUT OF THE RESTRICTED BANDS

Frequencies (MHz)	EIRP Limit (dBm)	Equivalent Field Strength at 3m (dBμV/m)	Equivalent Field Strength at 1.5m (dBμV/m)
5150-5250	-27	68.3	74.3 (Note 2)
5250-5350	-27	68.3	74.3 (Note 2)
5470-5725	-27	68.3	74.3 (Note 2)
5725-5850	-27 (beyond 10MHz of the band edge)	68.3	74.3 (Note 2)
	-17 (within 10 MHz of band edge)	78.3	84.3 (Note 2)

Note: 1. The following formula is used to convert the equipment isotropic radiated power (eirp) to

field strength: $E = \frac{1000000 \sqrt{30P}}{3}$ μV/m, where P is the eirp (Watts)

2. 20LOG d limit/d measure=20log 3/1.5=6dB.

4.1.2 TEST PROCEDURE

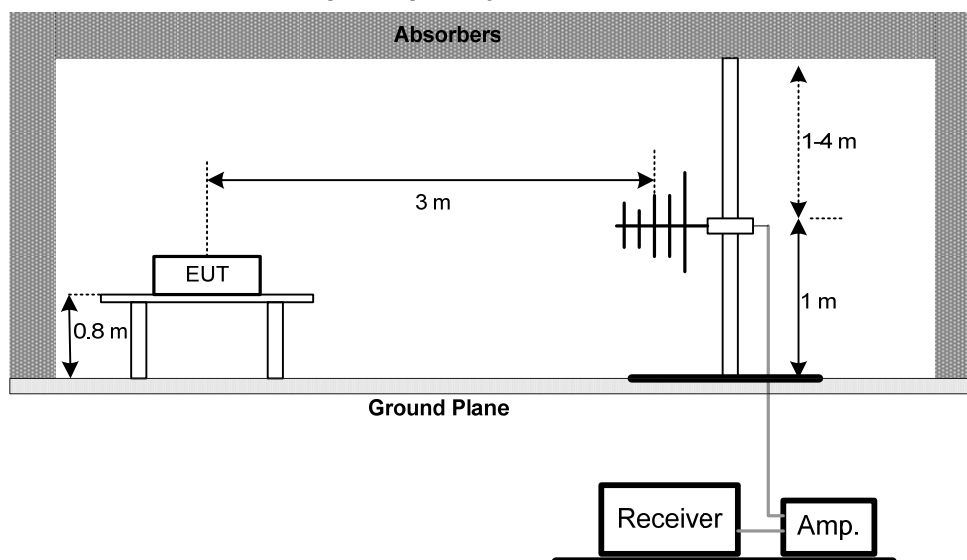
- a. The measuring distance of 3 m shall be used for measurements. The EUT was placed on the top of a rotating table 0.8 meter above the ground at a 3 meter semi-anechoic chamber. The table was rotated 360 degrees to determine the position of the highest radiation.(below 1GHz)
- b. The measuring distance of 3 m shall be used for measurements. The EUT was placed on the top of a rotating table 1.5 meter above the ground at a 3 meter semi-anechoic chamber. The table was rotated 360 degrees to determine the position of the highest radiation.(above 1GHz)
- c. The height of the equipment or of the substitution antenna shall be 0.8 m or 1.5m, the height of the test antenna shall vary between 1 m to 4 m. Both horizontal and vertical polarizations of the antenna are set to make the measurement.
- d. The initial step in collecting radiated emission data is a receiver peak detector mode pre-scanning the measurement frequency range. Significant peaks are then marked and then Quasi Peak detector mode re-measured.
- e. All readings are Peak unless otherwise stated QP in column of Note. Peak denotes that the Peak reading compliance with the QP Limits and then QP Mode measurement didn't perform. (below 1GHz)
- f. All readings are Peak Mode value unless otherwise stated AVG in column of Note. If the Peak Mode Measured value compliance with the Peak Limits and lower than AVG Limits, the EUT shall be deemed to meet both Peak & AVG Limits and then only Peak Mode was measured, but AVG Mode didn't perform. (above 1GHz)
- g. For the actual test configuration, please refer to the related Item –EUT Test Photos.

4.1.3 DEVIATION FROM TEST STANDARD

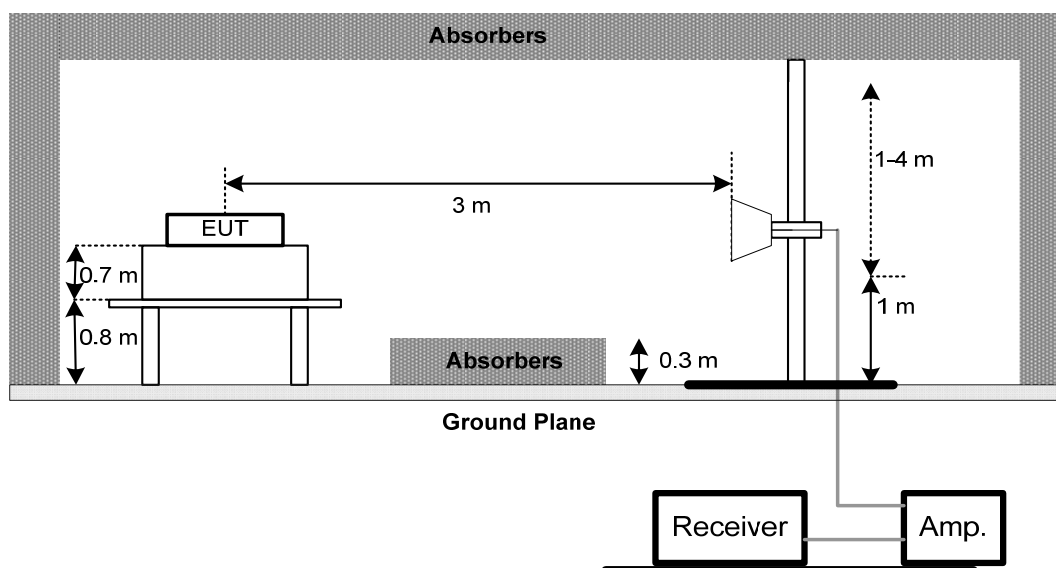
No deviation

4.1.4 TEST SETUP

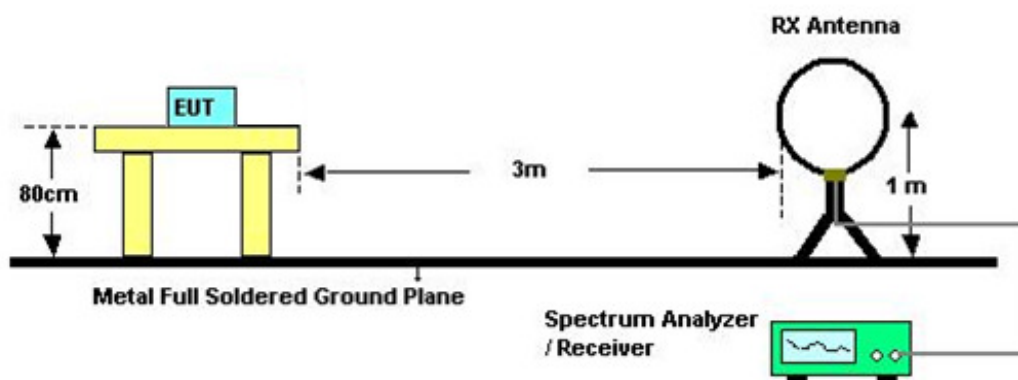
(A) Radiated Emission Test Set-Up Frequency 30 - 1000MHz



(B) Radiated Emission Test Set-Up Frequency Above 1 GHz



(C) Radiated emissions below 30MHz



4.1.5 EUT OPERATING CONDITIONS

The EUT tested system was configured as the statements of 4.1.5 unless otherwise a special operating condition is specified in the follows during the testing.

4.1.6 EUT TEST CONDITIONS

Temperature: 25°C Relative Humidity: 55% Test Voltage: AC 120V/60Hz

4.1.7 TEST RESULTS (9K TO 30MHz)

Please refer to the Attachment B

Remark:

- (1) The amplitude of spurious emissions which are attenuated by more than 20 dB below the permissible value has no need to be reported.
- (2) Distance extrapolation factor = $40 \log(\text{specific distance} / \text{test distance})$ (dB);
- (3) Limit line = specific limits (dBuV) + distance extrapolation factor.

4.1.8 TEST RESULTS (BETWEEN 30 TO 1000 MHz)

Please refer to the Attachment C.

4.1.9 TEST RESULTS (ABOVE 1000 MHz)

Please refer to the Attachment D.

Remark:

- (1) Radiated emissions measured in frequency range above 1000MHz were made with an instrument using Peak detector mode and AV detector mode of the emission .
- (2) Data of measurement within this frequency range shown " * " in the table above means the reading of emissions are attenuated more than 20dB below the permissible limits or the field strength is too small to be measured.
- (3) A preamp and high pass filter were used for this test in order to provide sufficient measurement sensitivity.
- (4) EUT Orthogonal Axes:
"X" - denotes Laid on Table ; "Y" - denotes Vertical Stand ; "Z" - denotes Side Stand
- (5) During the measurements above 1GHz it is taken care of that the EUT is always within the 3dB cone of radiation BW of the used antenna.
- (6) No limit: This is fundamental signal, the judgment is not applicable.
For fundamental signal judgment was referred to Peak output test.

5. MEASUREMENT INSTRUMENTS LIST

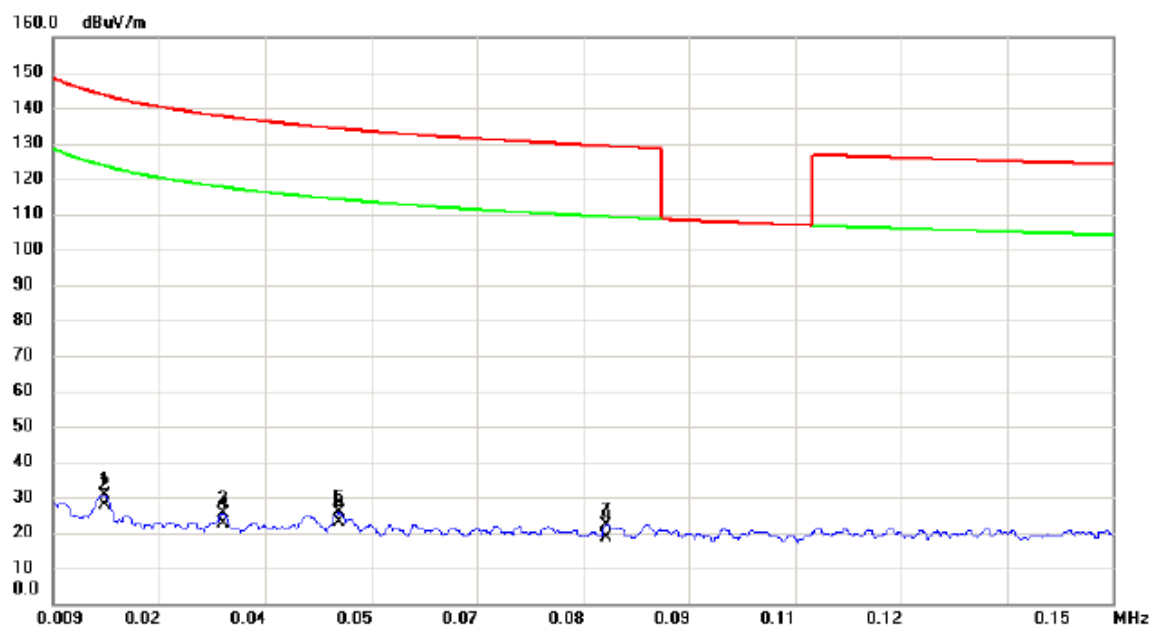
Radiated Emission Measurement					
Item	Kind of Equipment	Manufacturer	Type No.	Serial No.	Calibrated until
1	Antenna	Schwarzbeck	VULB9160	9160-3232	Mar. 27, 2017
2	Amplifier	HP	8447D	2944A09673	Nov. 09, 2016
3	Receiver	AGILENT	N9038A	MY52130039	Oct. 11, 2016
4	Test Cable	emci	LMR-400(30MHz-1GHz)	C-01	Jun. 28, 2016
5	Controller	CT	SC100	N/A	N/A
6	Measurement Software	Farad	EZ-EMC Ver.NB-03A1-01	N/A	N/A
7	Antenna	ETS	3115	00075789	Mar. 27, 2017
8	Amplifier	Agilent	8449B	3008A02274	Nov. 01, 2016
9	Receiver	AGILENT	N9038A	MY52130039	Oct. 11, 2016
10	Test Cable	emci	EMC104-SM-SM-10000(1GHz-26.5GHz)	C-68	Jun. 28, 2016
11	Controller	CT	SC100	N/A	N/A
12	Broad-Band Horn Antenna	Schwarzbeck	BBHA 9170	9170319	Mar. 27, 2017
13	Microwave Pre-amplifier With Adaptor	EMC INSTRUMENT	EMC2654045	980039 & HA01	Mar. 27, 2017

Remark: "N/A" denotes no model name, serial no. or calibration specified.
All calibration period of equipment list is one year.

ATTACHMENT A - RADIATED EMISSION (9KHZ TO 30MHZ)

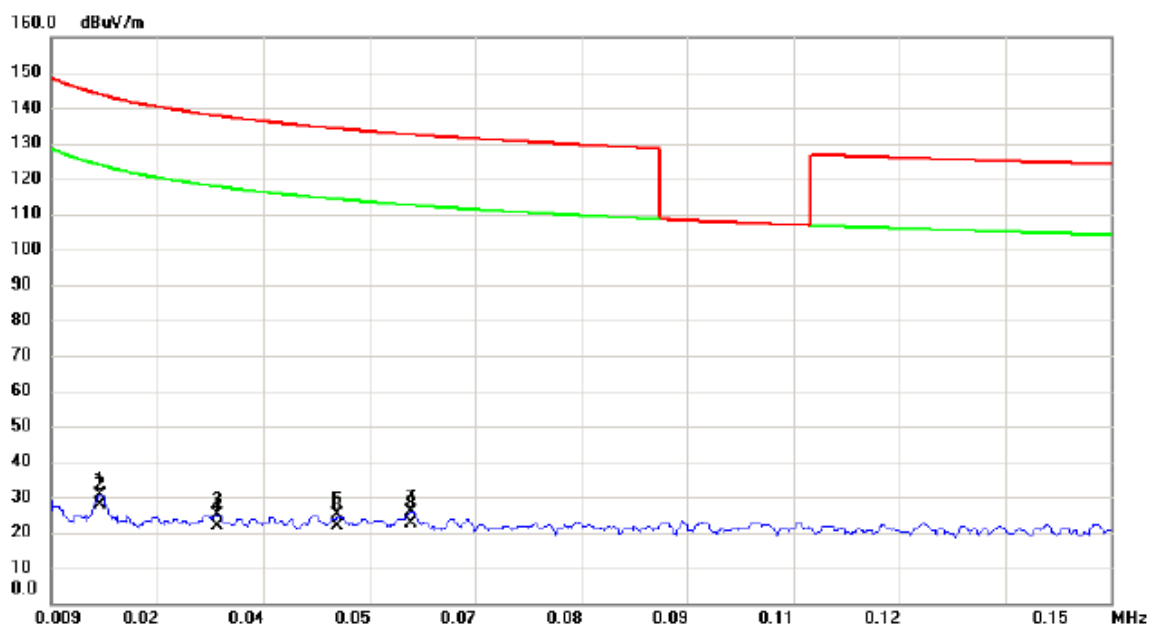
Test Mode:	TX A Mode 5180MHz
------------	-------------------

Ant0°



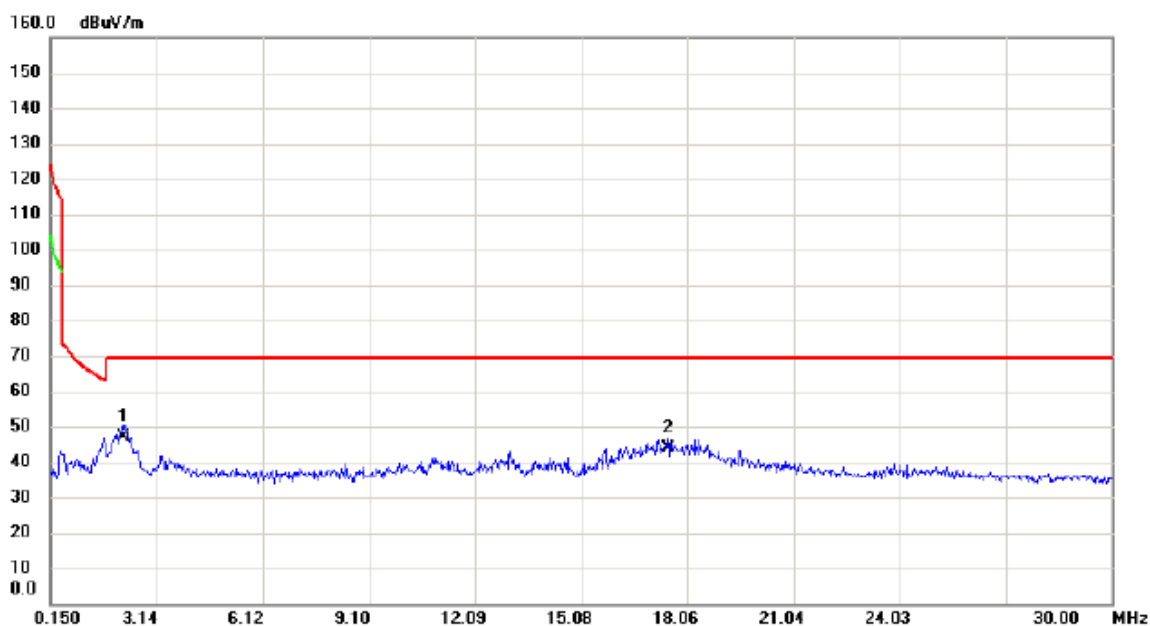
No.	Mk.	Freq. MHz	Reading Level dBuV	Correct Factor dB	Measure- ment dBuV/m	Limit dBuV/m	Margin dB	Detector	Comment
1		0.0158	9.39	21.40	30.79	143.63	-112.84	peak	
2		0.0158	6.32	21.40	27.72	123.63	-95.91	AVG	
3		0.0316	3.90	21.44	25.34	137.61	-112.27	peak	
4		0.0316	1.20	21.44	22.64	117.61	-94.97	AVG	
5		0.0471	4.09	21.59	25.68	134.14	-108.46	peak	
6		0.0471	1.25	21.59	22.84	114.14	-91.30	AVG	
7		0.0826	1.50	20.85	22.35	129.27	-106.92	peak	
8	*	0.0826	-2.35	20.85	18.50	109.27	-90.77	AVG	

Ant90°



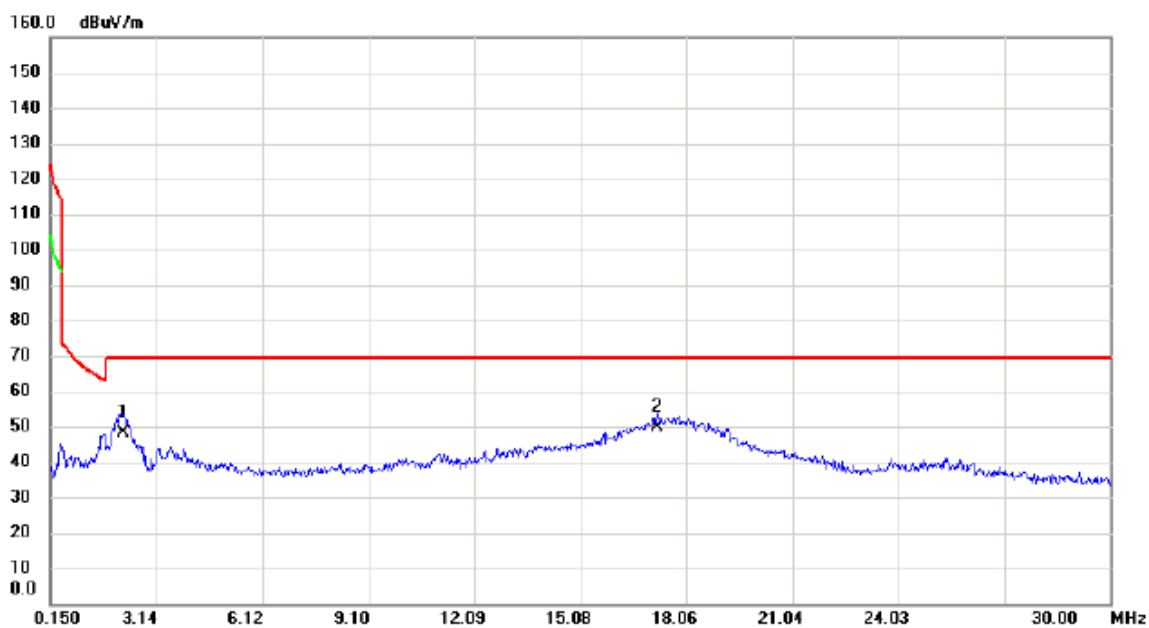
No.	Mk.	Freq. MHz	Reading Level dBuV	Correct Factor dB	Measure- ment dBuV/m	Limit dBuV/m	Margin dB	Detector	Comment
1		0.0154	9.26	21.40	30.66	143.85	-113.19	peak	
2		0.0154	6.54	21.40	27.94	123.85	-95.91	AVG	
3		0.0310	3.41	21.43	24.84	137.78	-112.94	peak	
4		0.0310	0.34	21.43	21.77	117.78	-96.01	AVG	
5		0.0471	3.30	21.59	24.89	134.14	-109.25	peak	
6		0.0471	0.35	21.59	21.94	114.14	-92.20	AVG	
7		0.0568	4.40	21.47	25.87	132.52	-106.65	peak	
8	*	0.0568	1.32	21.47	22.79	112.52	-89.73	AVG	

Ant0°



No.	Mk.	Freq. MHz	Reading Level dBuV	Correct Factor dB	Measure- ment dBuV/m	Limit dBuV/m	Margin dB	Detector	Comment
1	*	2.1798	25.20	21.70	46.90	69.54	-22.64	QP	
2		17.5227	21.39	22.52	43.91	69.54	-25.63	QP	

Ant90°

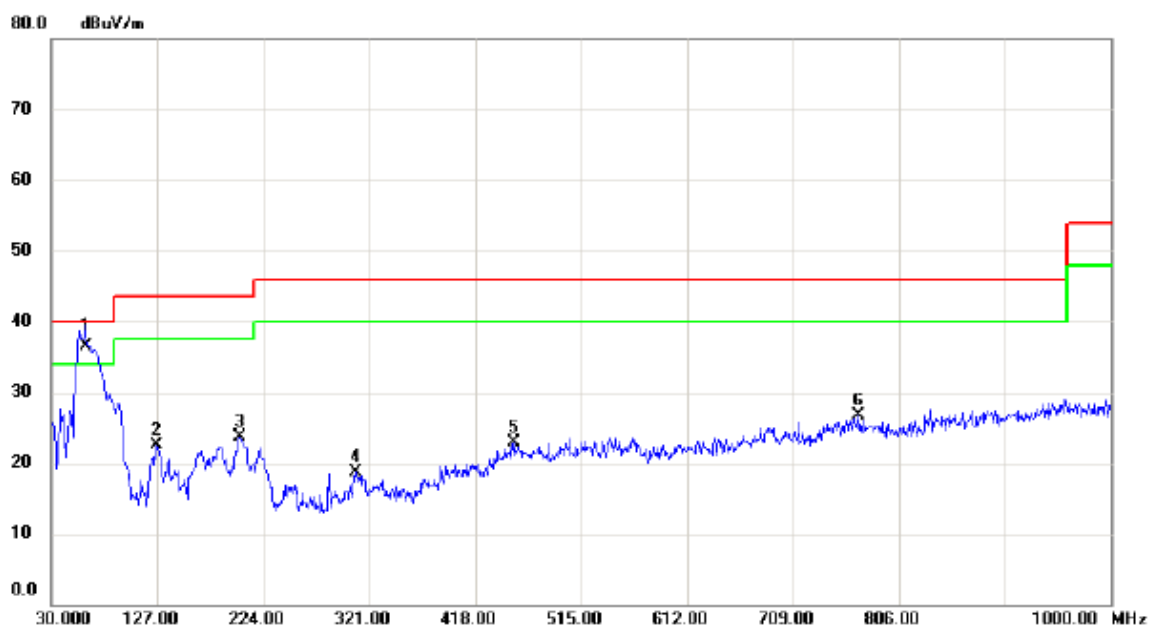


No. Mk.	Freq. MHz	Reading Level dBuV	Correct Factor dB	Measure- ment dBuV/m	Limit dBuV/m	Margin dB	Detector	Comment
1	2.1798	26.31	21.70	48.01	69.54	-21.53	QP	
2 *	17.2540	27.36	22.52	49.88	69.54	-19.66	QP	

ATTACHMENT B - RADIATED EMISSION (30MHZ TO 1000MHZ)

Test Mode: UNII-1/TX A Mode 5180MHz

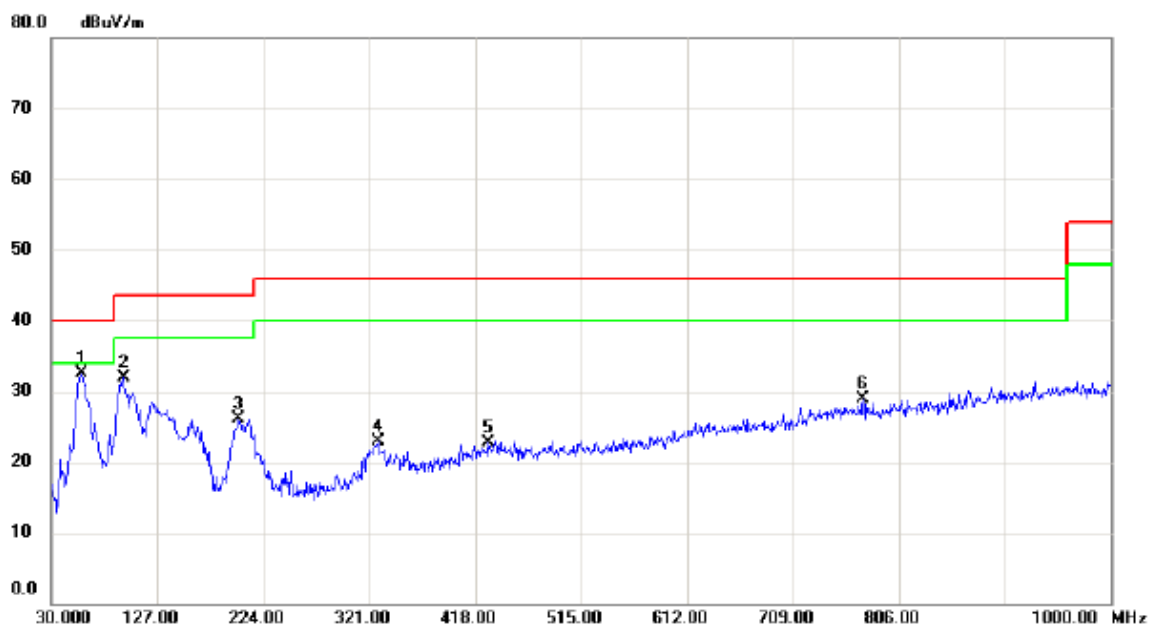
Vertical



No.	Mk.	Freq. MHz	Reading Level dBuV	Correct Factor dB	Measure- ment dBuV/m	Limit dBuV/m	Margin dB	Detector	Comment
1	*	61.0400	50.35	-13.79	36.56	40.00	-3.44	QP	
2		126.0300	36.93	-14.52	22.41	43.50	-21.09	peak	
3		202.6600	39.31	-15.70	23.61	43.50	-19.89	peak	
4		308.3900	29.95	-11.19	18.76	46.00	-27.24	peak	
5		452.9200	30.64	-7.69	22.95	46.00	-23.05	peak	
6		769.1400	28.55	-1.87	26.68	46.00	-19.32	peak	

Test Mode: UNII-1/TX A Mode 5180MHz

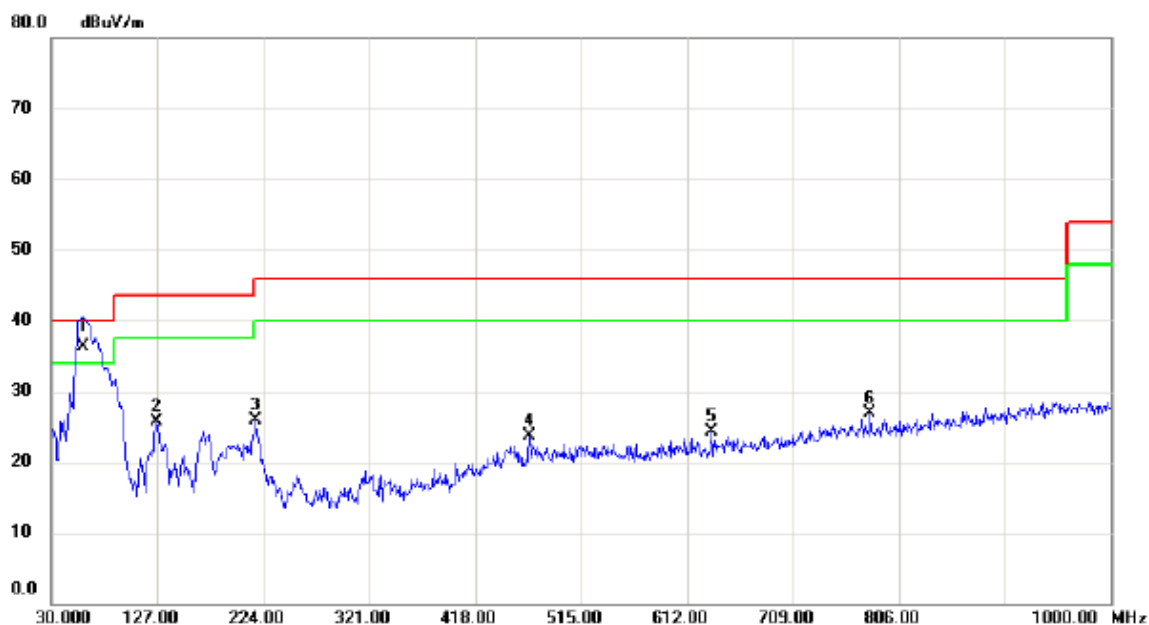
Horizontal



No.	Mk.	Freq. MHz	Reading Level dBuV	Correct Factor dB	Measure- ment dBuV/m	Limit dBuV/m	Margin dB	Detector	Comment
1	*	57.1600	45.97	-13.50	32.47	40.00	-7.53	peak	
2		95.9600	50.05	-18.06	31.99	43.50	-11.51	peak	
3		201.6900	41.73	-15.69	26.04	43.50	-17.46	peak	
4		328.7600	33.67	-10.79	22.88	46.00	-23.12	peak	
5		430.6100	31.07	-8.30	22.77	46.00	-23.23	peak	
6		773.0200	30.77	-1.85	28.92	46.00	-17.08	peak	

Test Mode: UNII-1/TX A Mode 5200MHz

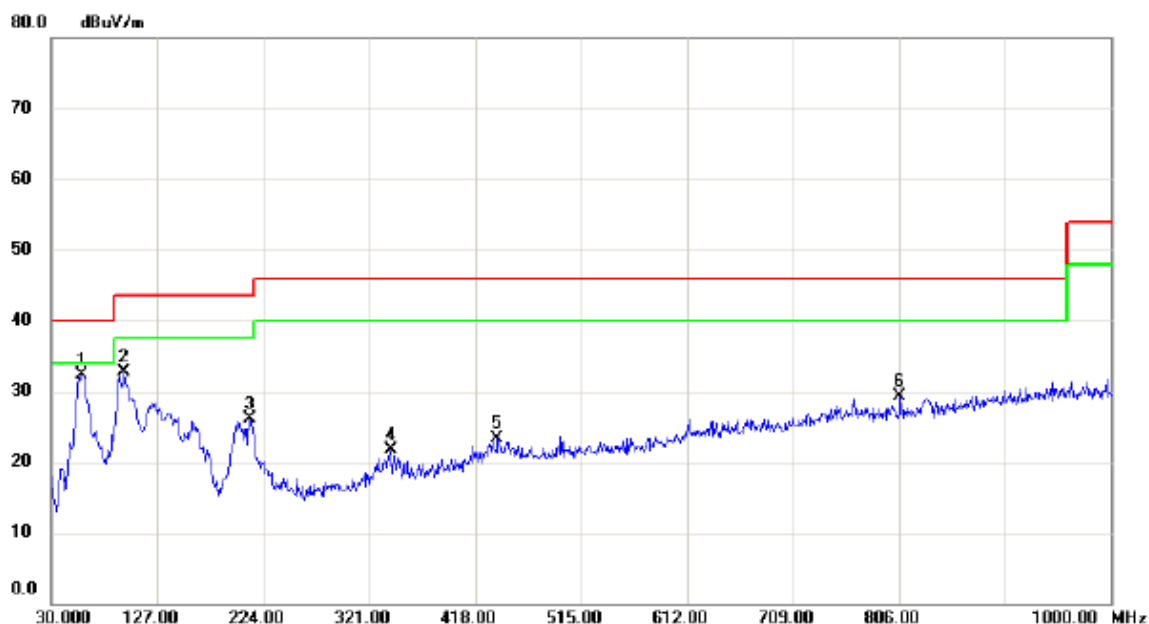
Vertical



No.	Mk.	Freq. MHz	Reading Level dBuV	Correct Factor dB	Measure- ment dBuV/m	Limit dBuV/m	Margin dB	Detector	Comment
1	*	59.1000	49.89	-13.60	36.29	40.00	-3.71	QP	
2		126.0300	40.31	-14.52	25.79	43.50	-17.71	peak	
3		217.2100	41.62	-15.65	25.97	46.00	-20.03	peak	
4		467.4700	31.28	-7.53	23.75	46.00	-22.25	peak	
5		634.3100	28.92	-4.60	24.32	46.00	-21.68	peak	
6		779.8100	28.62	-1.81	26.81	46.00	-19.19	peak	

Test Mode: UNII-1/TX A Mode 5200MHz

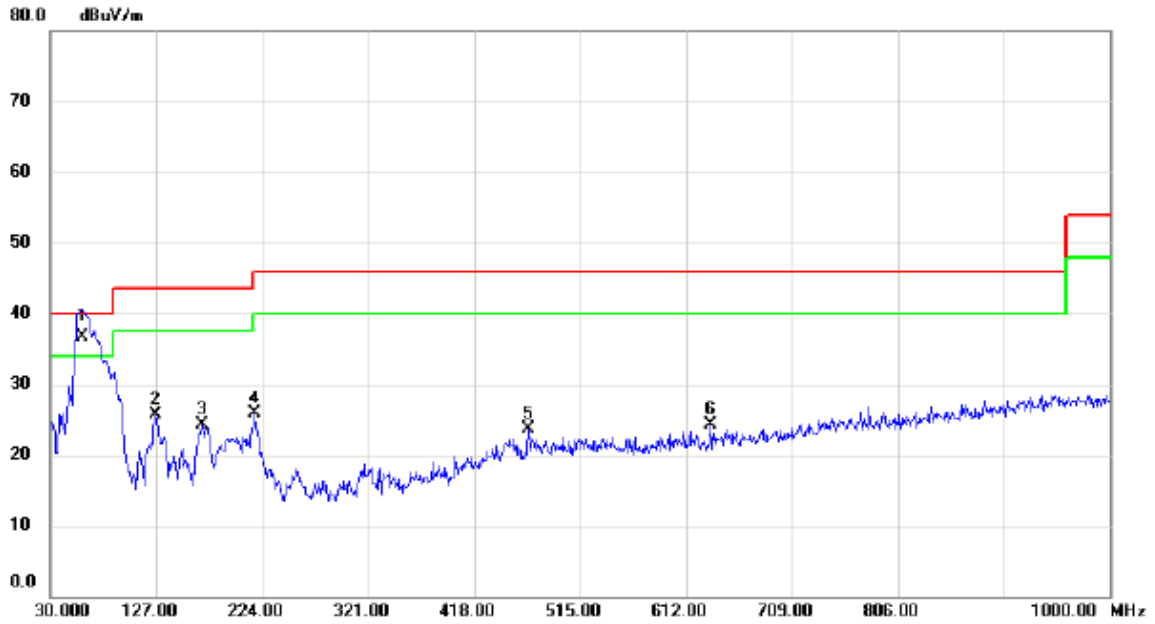
Horizontal



No.	Mk.	Freq. MHz	Reading Level dBuV	Correct Factor dB	Measure- ment dBuV/m	Limit dBuV/m	Margin dB	Detector	Comment
1	*	57.1600	45.78	-13.50	32.28	40.00	-7.72	peak	
2		96.9300	50.61	-17.96	32.65	43.50	-10.85	peak	
3		211.3900	41.80	-15.70	26.10	43.50	-17.40	peak	
4		340.4000	32.28	-10.56	21.72	46.00	-24.28	peak	
5		438.3700	31.33	-8.07	23.26	46.00	-22.74	peak	
6		806.9700	30.83	-1.56	29.27	46.00	-16.73	peak	

Test Mode: UNII-1/TX A Mode 5240MHz

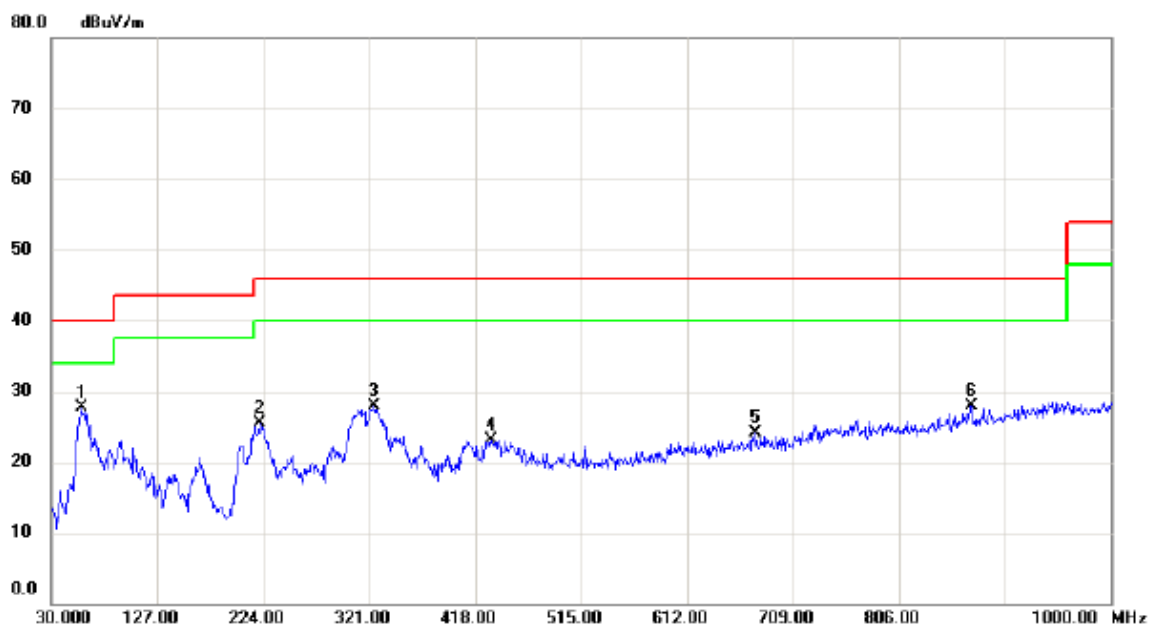
Vertical



No.	Mk.	Freq. MHz	Reading Level dBuV	Correct Factor dB	Measure- ment dBuV/m	Limit dBuV/m	Margin dB	Detector	Comment
1	*	59.1000	50.22	-13.60	36.62	40.00	-3.38	QP	
2		126.0300	40.31	-14.52	25.79	43.50	-17.71	peak	
3		168.7100	37.46	-13.16	24.30	43.50	-19.20	peak	
4		217.2100	41.62	-15.65	25.97	46.00	-20.03	peak	
5		467.4700	31.28	-7.53	23.75	46.00	-22.25	peak	
6		634.3100	28.92	-4.60	24.32	46.00	-21.68	peak	

Test Mode: UNII-1/TX A Mode 5240MHz

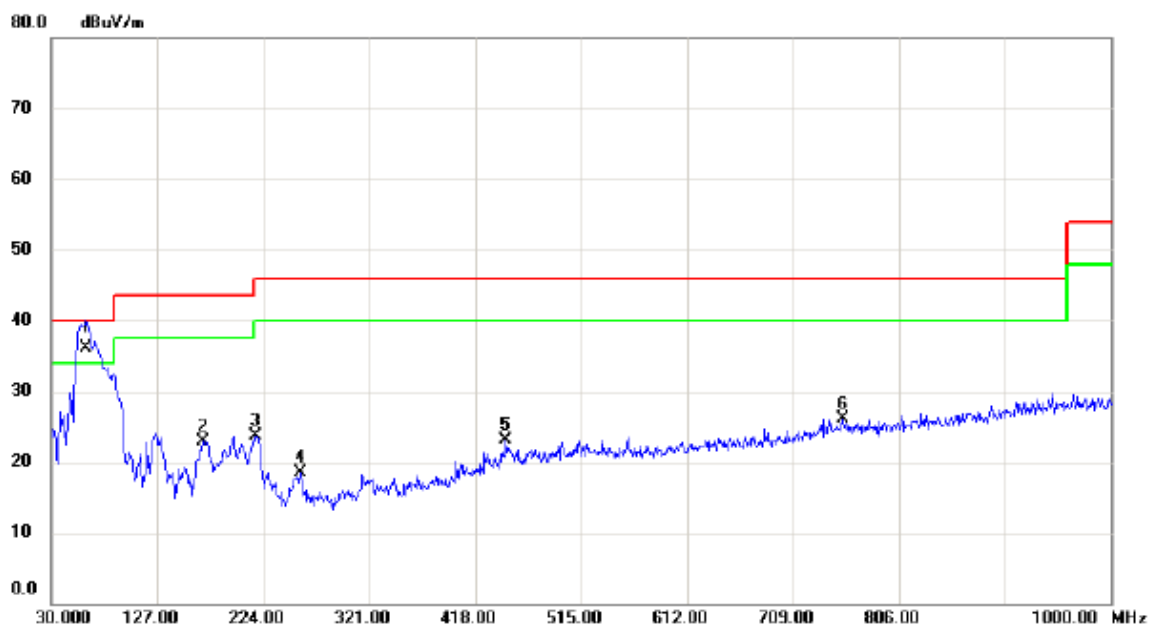
Horizontal



No.	Mk.	Freq. MHz	Reading Level dBuV	Correct Factor dB	Measure- ment dBuV/m	Limit dBuV/m	Margin dB	Detector	Comment
1	*	57.1600	41.27	-13.50	27.77	40.00	-12.23	peak	
2		220.1200	41.06	-15.62	25.44	46.00	-20.56	peak	
3		325.8500	38.67	-10.85	27.82	46.00	-18.18	peak	
4		432.5500	31.33	-8.24	23.09	46.00	-22.91	peak	
5		675.0500	28.11	-4.05	24.06	46.00	-21.94	peak	
6		871.9600	28.17	-0.28	27.89	46.00	-18.11	peak	

Test Mode: UNII-2A/TX A Mode 5260MHz

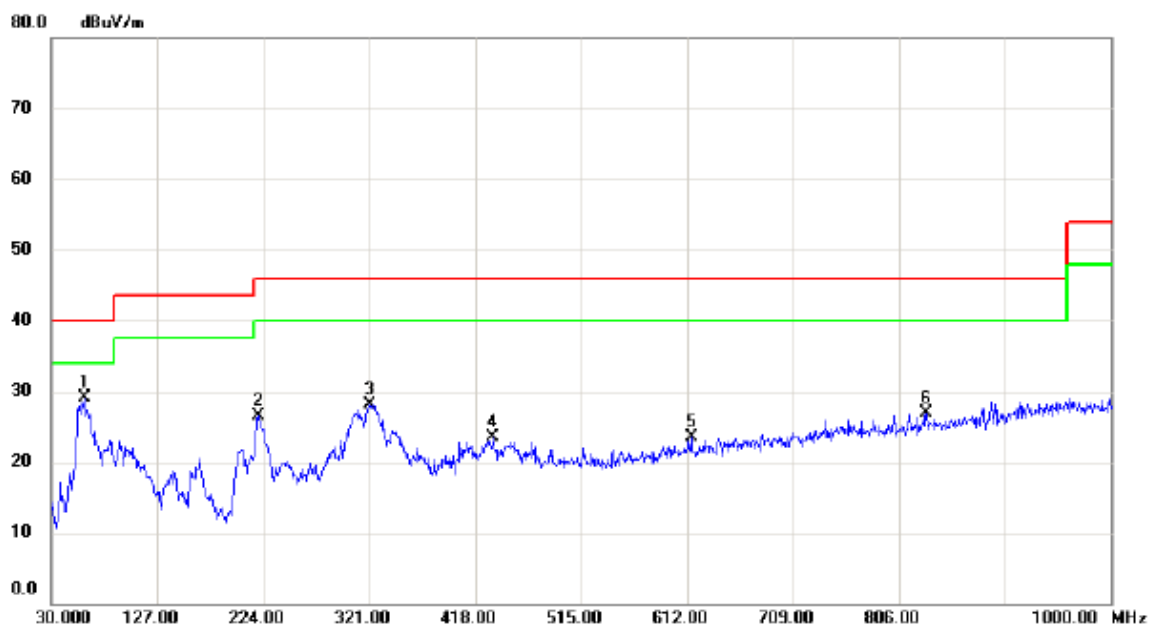
Vertical



No.	Mk.	Freq. MHz	Reading Level dBuV	Correct Factor dB	Measure- ment dBuV/m	Limit dBuV/m	Margin dB	Detector	Comment
1	*	62.0100	50.04	-13.93	36.11	40.00	-3.89	QP	
2		168.7100	35.97	-13.16	22.81	43.50	-20.69	peak	
3		217.2100	39.35	-15.65	23.70	46.00	-22.30	peak	
4		257.9500	31.57	-13.07	18.50	46.00	-27.50	peak	
5		446.1300	31.03	-7.85	23.18	46.00	-22.82	peak	
6		754.5900	28.13	-1.96	26.17	46.00	-19.83	peak	

Test Mode: UNII-2A/TX A Mode 5260MHz

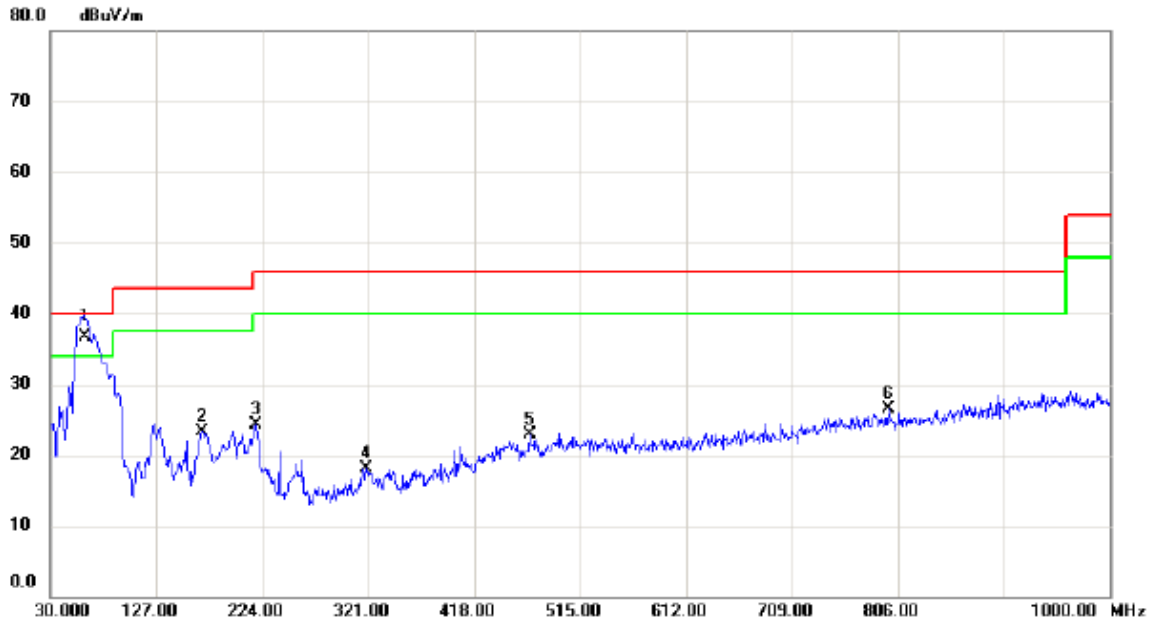
Horizontal



No.	Mk.	Freq. MHz	Reading Level dBuV	Correct Factor dB	Measure- ment dBuV/m	Limit dBuV/m	Margin dB	Detector	Comment
1	*	60.0700	42.77	-13.65	29.12	40.00	-10.88	peak	
2		219.1500	42.08	-15.63	26.45	46.00	-19.55	peak	
3		321.0000	39.11	-10.95	28.16	46.00	-17.84	peak	
4		434.4900	31.78	-8.20	23.58	46.00	-22.42	peak	
5		615.8800	28.50	-4.93	23.57	46.00	-22.43	peak	
6		831.2200	28.05	-1.14	26.91	46.00	-19.09	peak	

Test Mode: UNII-2A/TX A Mode 5300MHz

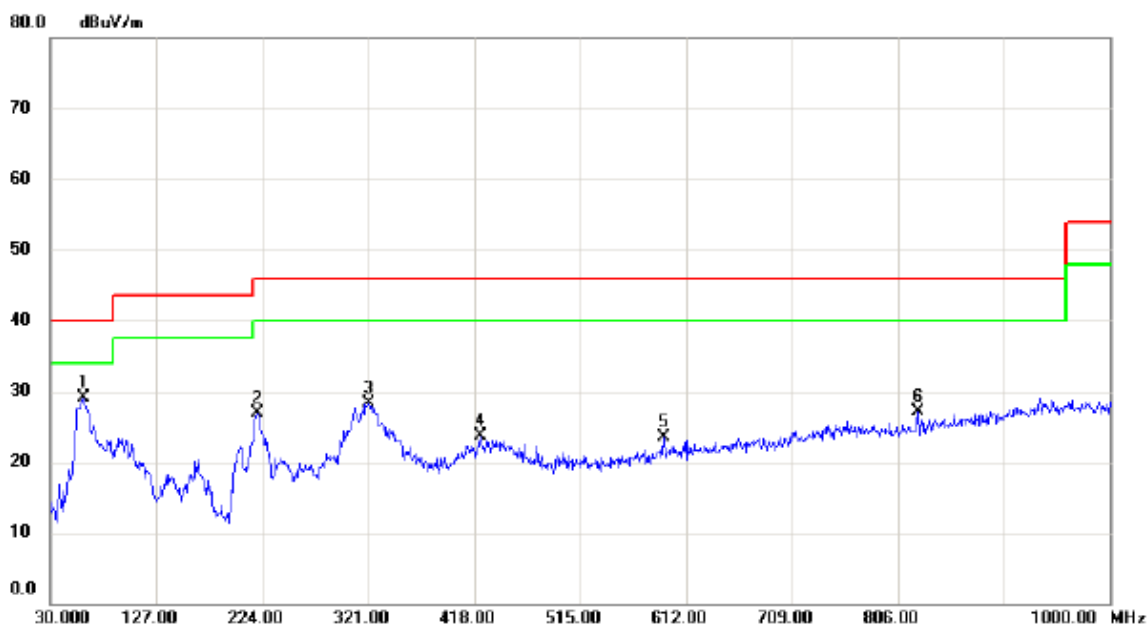
Vertical



No.	Mk.	Freq. MHz	Reading Level dBuV	Correct Factor dB	Measure- ment dBuV/m	Limit dBuV/m	Margin dB	Detector	Comment
1	*	62.0100	50.61	-13.93	36.68	40.00	-3.32	QP	
2		168.7100	36.43	-13.16	23.27	43.50	-20.23	peak	
3		218.1800	39.97	-15.63	24.34	46.00	-21.66	peak	
4		319.0600	29.14	-10.99	18.15	46.00	-27.85	peak	
5		468.4400	30.43	-7.52	22.91	46.00	-23.09	peak	
6		797.2700	28.14	-1.70	26.44	46.00	-19.56	peak	

Test Mode: UNII-2A/TX A Mode 5300MHz

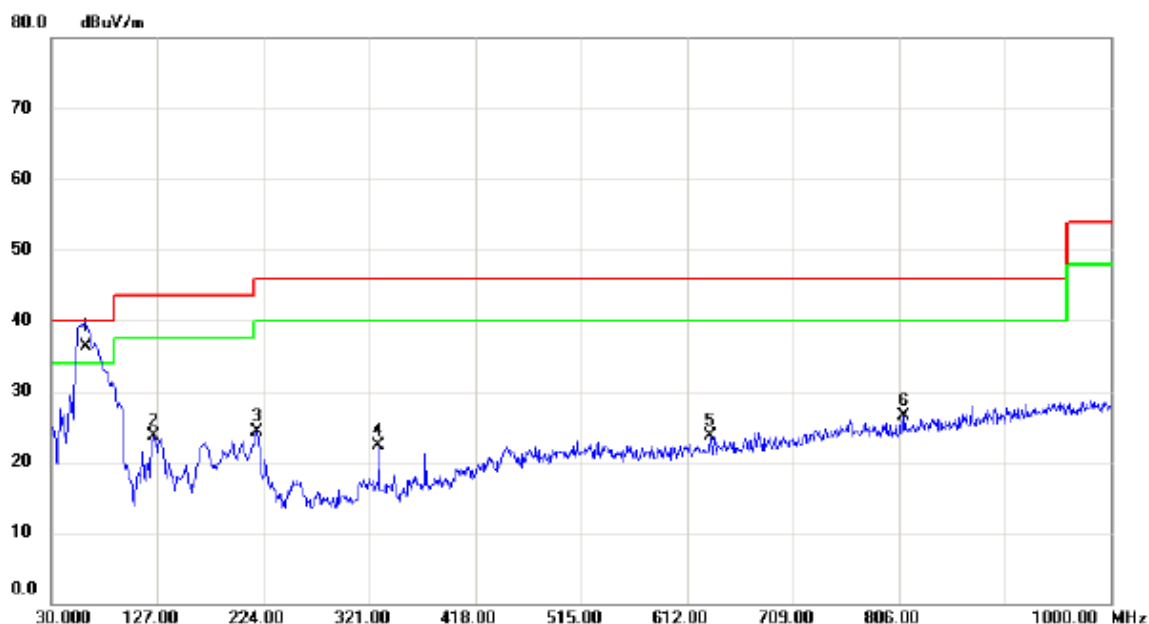
Horizontal



No.	Mk.	Freq. MHz	Reading Level dBuV	Correct Factor dB	Measure- ment dBuV/m	Limit dBuV/m	Margin dB	Detector	Comment
1	*	60.0700	42.68	-13.65	29.03	40.00	-10.97	peak	
2		219.1500	42.47	-15.63	26.84	46.00	-19.16	peak	
3		321.9700	39.26	-10.93	28.33	46.00	-17.67	peak	
4		423.8200	32.18	-8.50	23.68	46.00	-22.32	peak	
5		591.6300	28.89	-5.44	23.45	46.00	-22.55	peak	
6		824.4300	28.29	-1.26	27.03	46.00	-18.97	peak	

Test Mode: UNII-2A/TX A Mode 5320MHz

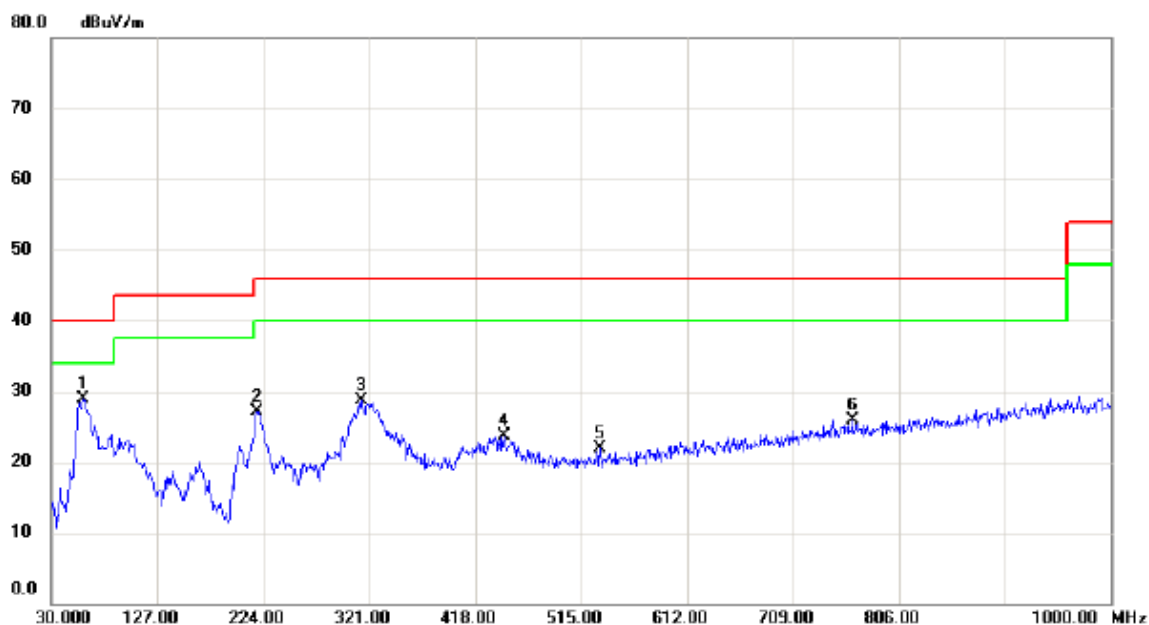
Vertical



No.	Mk.	Freq. MHz	Reading Level dBuV	Correct Factor dB	Measure- ment dBuV/m	Limit dBuV/m	Margin dB	Detector	Comment
1	*	61.0400	50.13	-13.79	36.34	40.00	-3.66	QP	
2		124.0900	38.34	-14.69	23.65	43.50	-19.85	peak	
3		218.1800	40.03	-15.63	24.40	46.00	-21.60	peak	
4		329.7300	33.10	-10.78	22.32	46.00	-23.68	peak	
5		633.3400	28.40	-4.61	23.79	46.00	-22.21	peak	
6		810.8500	28.01	-1.49	26.52	46.00	-19.48	peak	

Test Mode: UNII-2A/TX A Mode 5320MHz

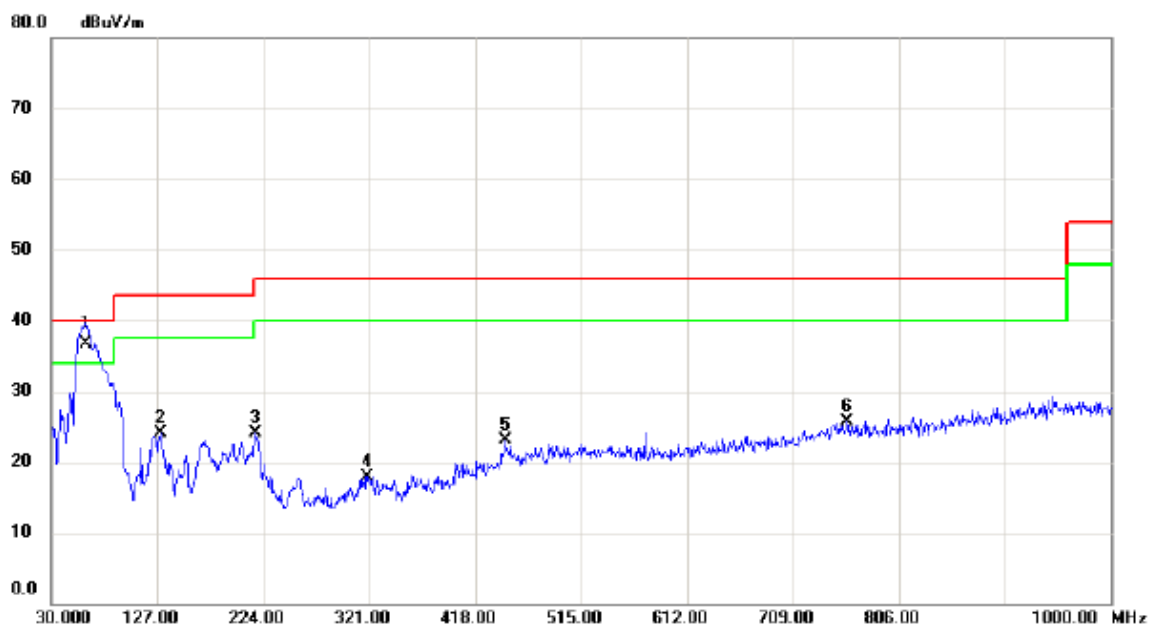
Horizontal



No.	Mk.	Freq. MHz	Reading Level dBuV	Correct Factor dB	Measure- ment dBuV/m	Limit dBuV/m	Margin dB	Detector	Comment
1	*	59.1000	42.41	-13.60	28.81	40.00	-11.19	peak	
2		218.1800	42.81	-15.63	27.18	46.00	-18.82	peak	
3		313.2400	39.84	-11.10	28.74	46.00	-17.26	peak	
4		444.1900	31.57	-7.89	23.68	46.00	-22.32	peak	
5		532.4600	28.56	-6.73	21.83	46.00	-24.17	peak	
6		763.3200	27.87	-1.90	25.97	46.00	-20.03	peak	

Test Mode: UNII-2C/TX A Mode 5500MHz

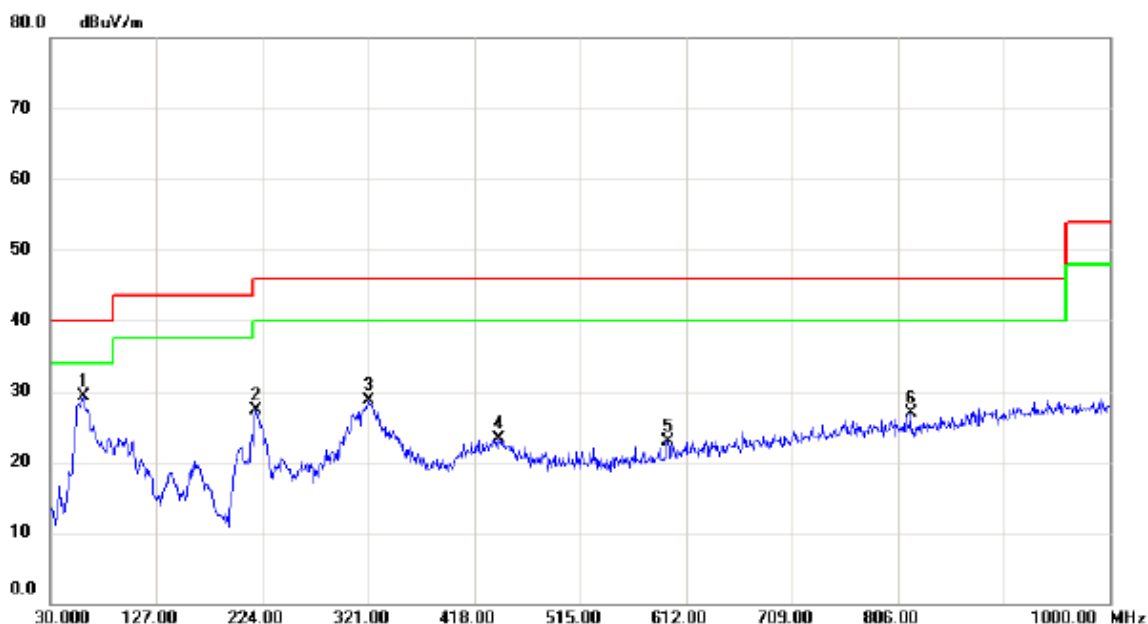
Vertical



No.	Mk.	Freq. MHz	Reading Level dBuV	Correct Factor dB	Measure- ment dBuV/m	Limit dBuV/m	Margin dB	Detector	Comment
1	*	61.0400	50.58	-13.79	36.79	40.00	-3.21	QP	
2		129.9100	38.28	-14.18	24.10	43.50	-19.40	peak	
3		217.2100	39.78	-15.65	24.13	46.00	-21.87	peak	
4		319.0600	28.96	-10.99	17.97	46.00	-28.03	peak	
5		445.1600	31.01	-7.88	23.13	46.00	-22.87	peak	
6		758.4700	27.61	-1.93	25.68	46.00	-20.32	peak	

Test Mode: UNII-2C/TX A Mode 5500MHz

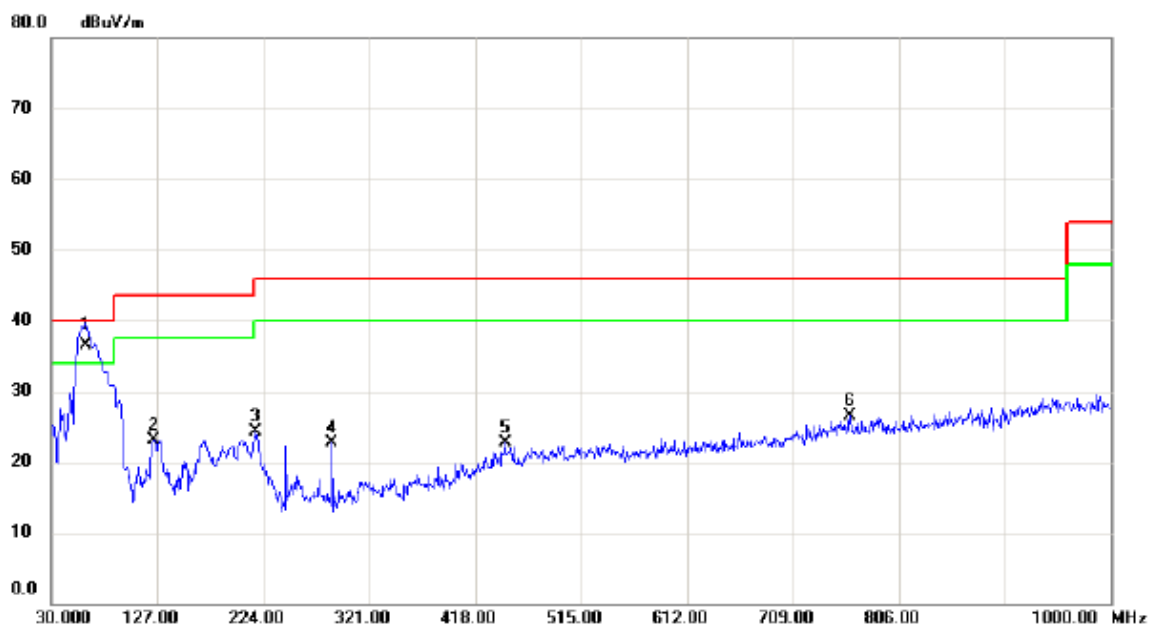
Horizontal



No.	Mk.	Freq. MHz	Reading Level dBuV	Correct Factor dB	Measure- ment dBuV/m	Limit dBuV/m	Margin dB	Detector	Comment
1	*	60.0700	43.02	-13.65	29.37	40.00	-10.63	peak	
2		218.1800	42.97	-15.63	27.34	46.00	-18.66	peak	
3		321.0000	39.62	-10.95	28.67	46.00	-17.33	peak	
4		440.3100	31.25	-8.01	23.24	46.00	-22.76	peak	
5		595.5100	28.32	-5.34	22.98	46.00	-23.02	peak	
6		817.6400	28.38	-1.38	27.00	46.00	-19.00	peak	

Test Mode: UNII-2C/TX A Mode 5580MHz

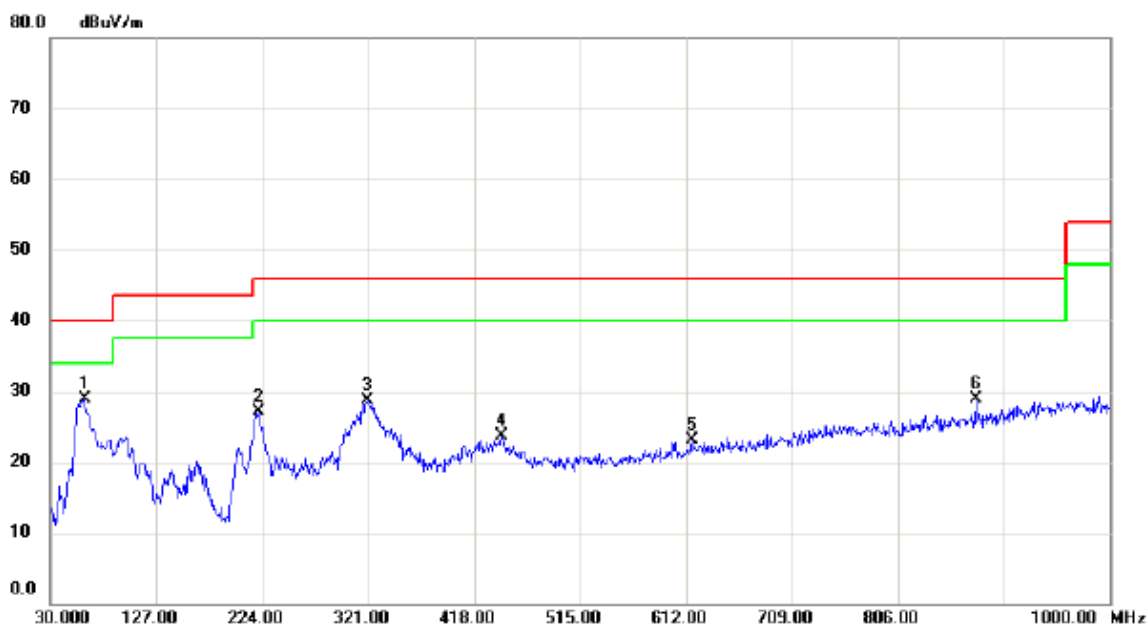
Vertical



No.	Mk.	Freq. MHz	Reading Level dBuV	Correct Factor dB	Measure- ment dBuV/m	Limit dBuV/m	Margin dB	Detector	Comment
1	*	61.0400	50.38	-13.79	36.59	40.00	-3.41	QP	
2		124.0900	37.88	-14.69	23.19	43.50	-20.31	peak	
3		217.2100	39.88	-15.65	24.23	46.00	-21.77	peak	
4		287.0500	34.39	-11.72	22.67	46.00	-23.33	peak	
5		445.1600	30.57	-7.88	22.69	46.00	-23.31	peak	
6		761.3800	28.51	-1.92	26.59	46.00	-19.41	peak	

Test Mode: UNII-2C/TX A Mode 5580MHz

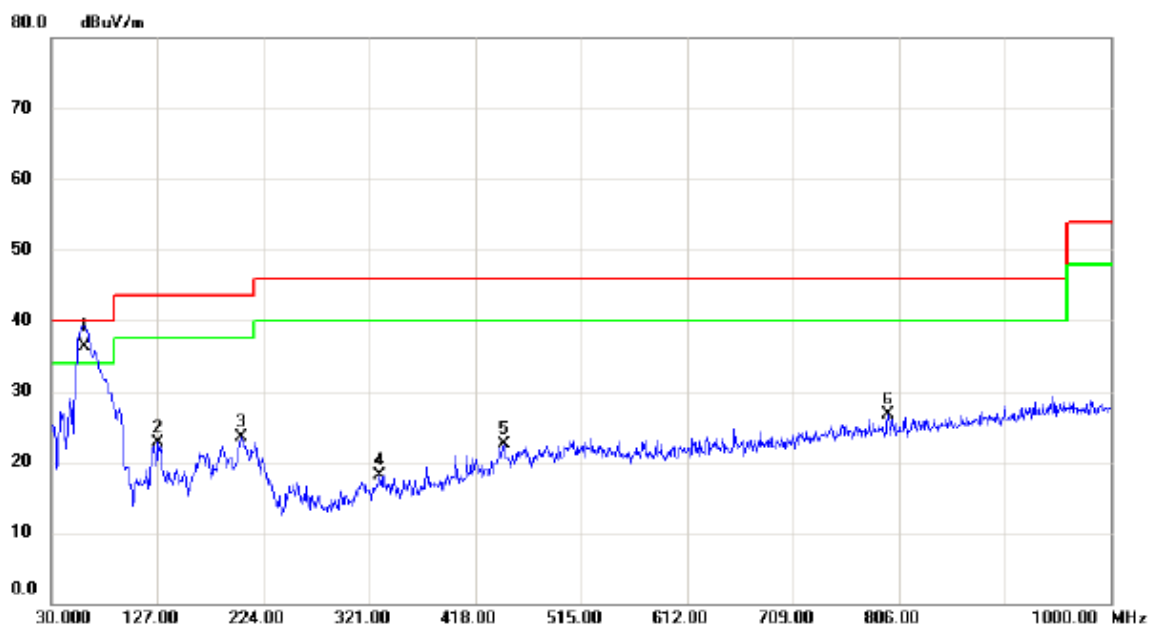
Horizontal



No.	Mk.	Freq. MHz	Reading Level dBuV	Correct Factor dB	Measure- ment dBuV/m	Limit dBuV/m	Margin dB	Detector	Comment
1	*	61.0400	42.67	-13.79	28.88	40.00	-11.12	peak	
2		220.1200	42.73	-15.62	27.11	46.00	-18.89	peak	
3		320.0300	39.72	-10.97	28.75	46.00	-17.25	peak	
4		443.2200	31.66	-7.93	23.73	46.00	-22.27	peak	
5		617.8200	28.07	-4.89	23.18	46.00	-22.82	peak	
6		877.7800	29.00	-0.13	28.87	46.00	-17.13	peak	

Test Mode: UNII-2C/TX A Mode 5700MHz

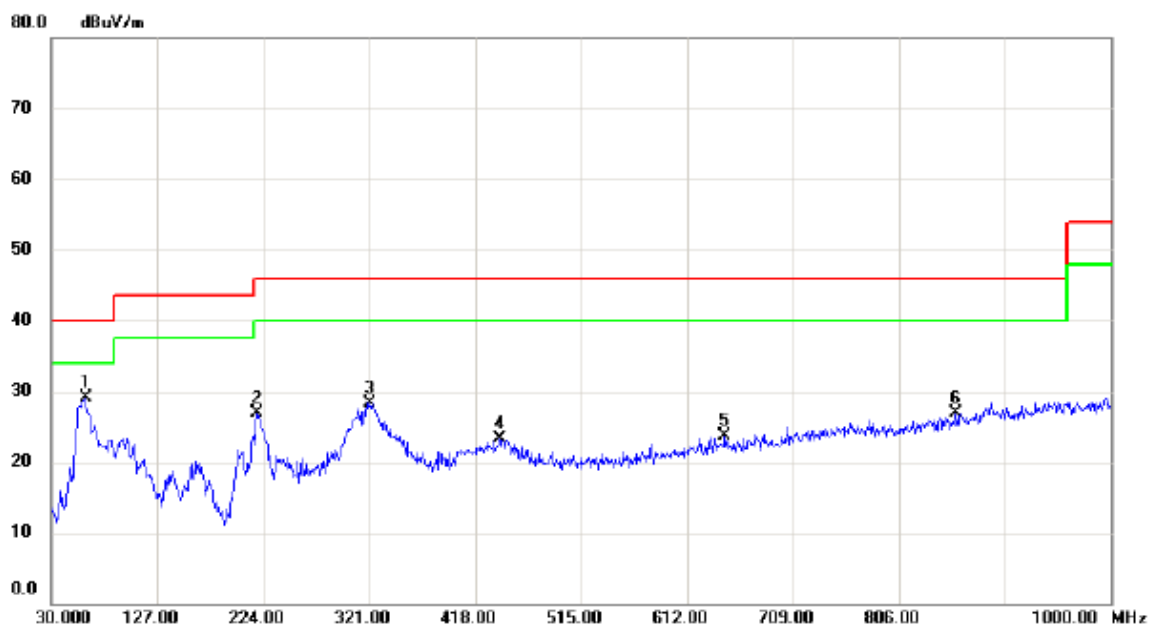
Vertical



No.	Mk.	Freq. MHz	Reading Level dBuV	Correct Factor dB	Measure- ment dBuV/m	Limit dBuV/m	Margin dB	Detector	Comment
1	*	60.0700	49.97	-13.65	36.32	40.00	-3.68	QP	
2		127.9700	37.02	-14.34	22.68	43.50	-20.82	peak	
3		203.6300	39.13	-15.69	23.44	43.50	-20.06	peak	
4		330.7000	28.93	-10.76	18.17	46.00	-27.83	peak	
5		444.1900	30.42	-7.89	22.53	46.00	-23.47	peak	
6		796.3000	28.33	-1.71	26.62	46.00	-19.38	peak	

Test Mode: UNII-2C/TX A Mode 5700MHz

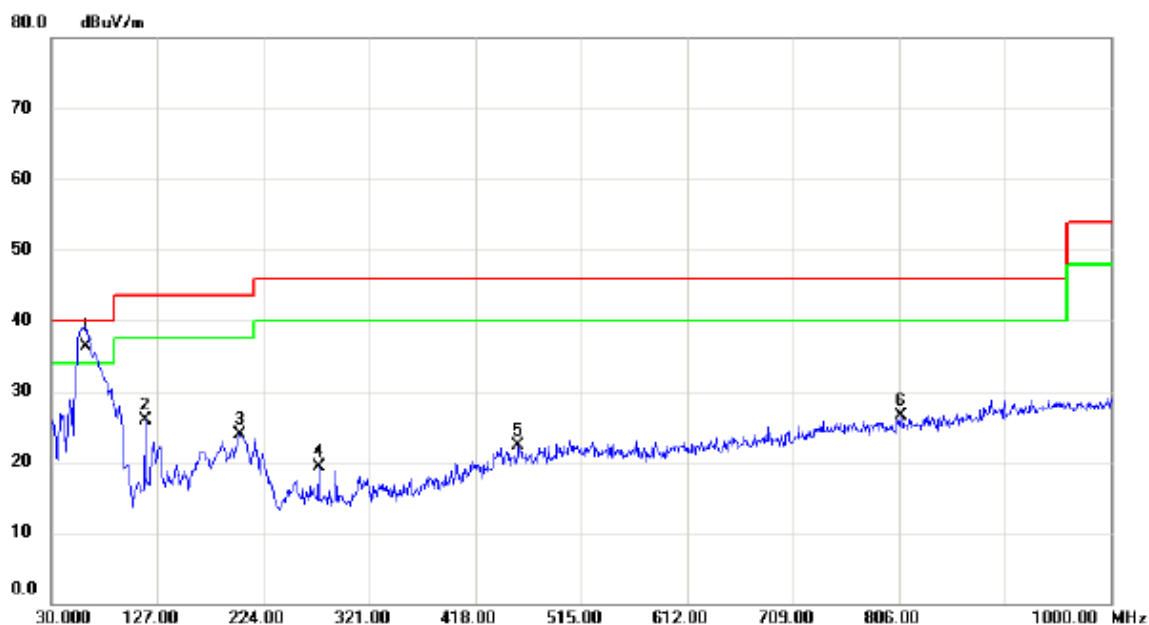
Horizontal



No.	Mk.	Freq. MHz	Reading Level dBuV	Correct Factor dB	Measure- ment dBuV/m	Limit dBuV/m	Margin dB	Detector	Comment
1	*	61.0400	42.85	-13.79	29.06	40.00	-10.94	peak	
2		218.1800	42.54	-15.63	26.91	46.00	-19.09	peak	
3		321.9700	39.28	-10.93	28.35	46.00	-17.65	peak	
4		440.3100	31.23	-8.01	23.22	46.00	-22.78	peak	
5		646.9200	28.01	-4.36	23.65	46.00	-22.35	peak	
6		858.3800	27.50	-0.62	26.88	46.00	-19.12	peak	

Test Mode: UNII-3/TX A Mode 5745MHz

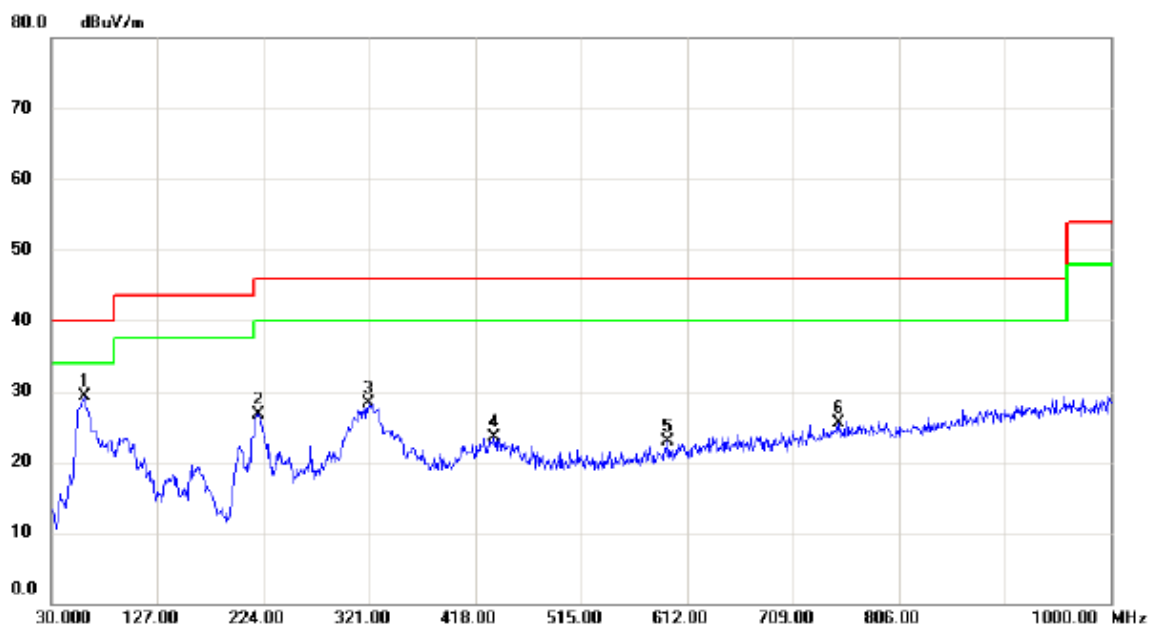
Vertical



No.	Mk.	Freq. MHz	Reading Level dBuV	Correct Factor dB	Measure- ment dBuV/m	Limit dBuV/m	Margin dB	Detector	Comment
1	*	61.0400	50.14	-13.79	36.35	40.00	-3.65	QP	
2		115.3600	41.44	-15.46	25.98	43.50	-17.52	peak	
3		202.6600	39.54	-15.70	23.84	43.50	-19.66	peak	
4		274.4400	31.56	-12.19	19.37	46.00	-26.63	peak	
5		457.7700	29.87	-7.65	22.22	46.00	-23.78	peak	
6		807.9400	28.09	-1.54	26.55	46.00	-19.45	peak	

Test Mode: UNII-3/TX A Mode 5745MHz

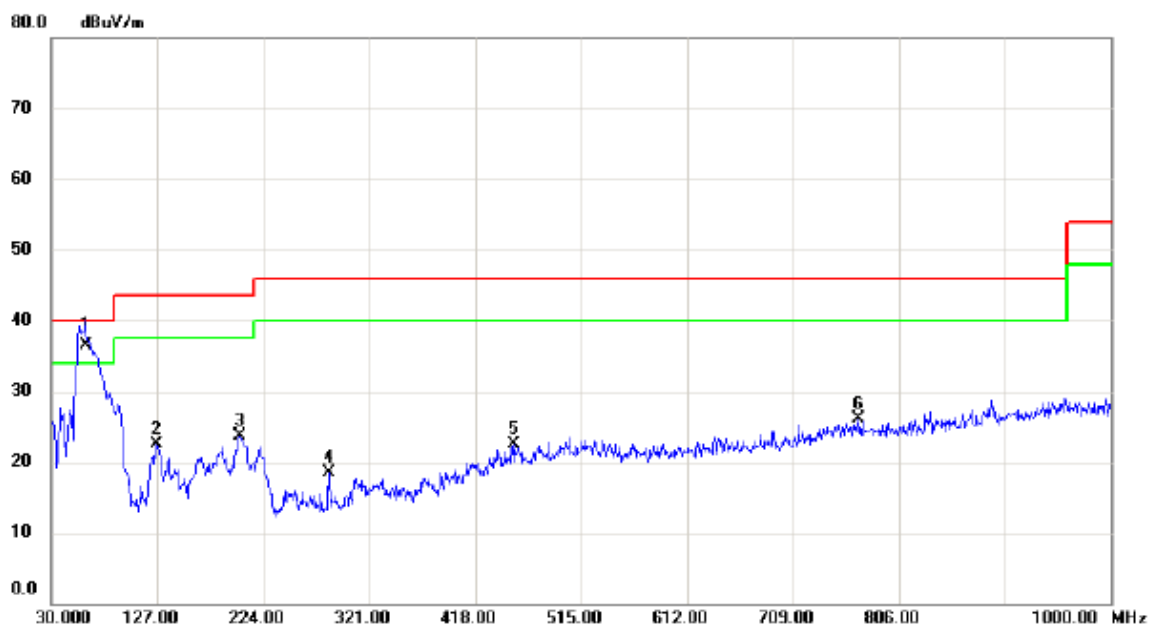
Horizontal



No.	Mk.	Freq. MHz	Reading Level dBuV	Correct Factor dB	Measure- ment dBuV/m	Limit dBuV/m	Margin dB	Detector	Comment
1	*	60.0700	42.99	-13.65	29.34	40.00	-10.66	peak	
2		219.1500	42.43	-15.63	26.80	46.00	-19.20	peak	
3		320.0300	39.18	-10.97	28.21	46.00	-17.79	peak	
4		435.4600	31.68	-8.16	23.52	46.00	-22.48	peak	
5		594.5400	28.31	-5.35	22.96	46.00	-23.04	peak	
6		750.7100	27.52	-1.98	25.54	46.00	-20.46	peak	

Test Mode: UNII-3/TX A Mode 5785MHz

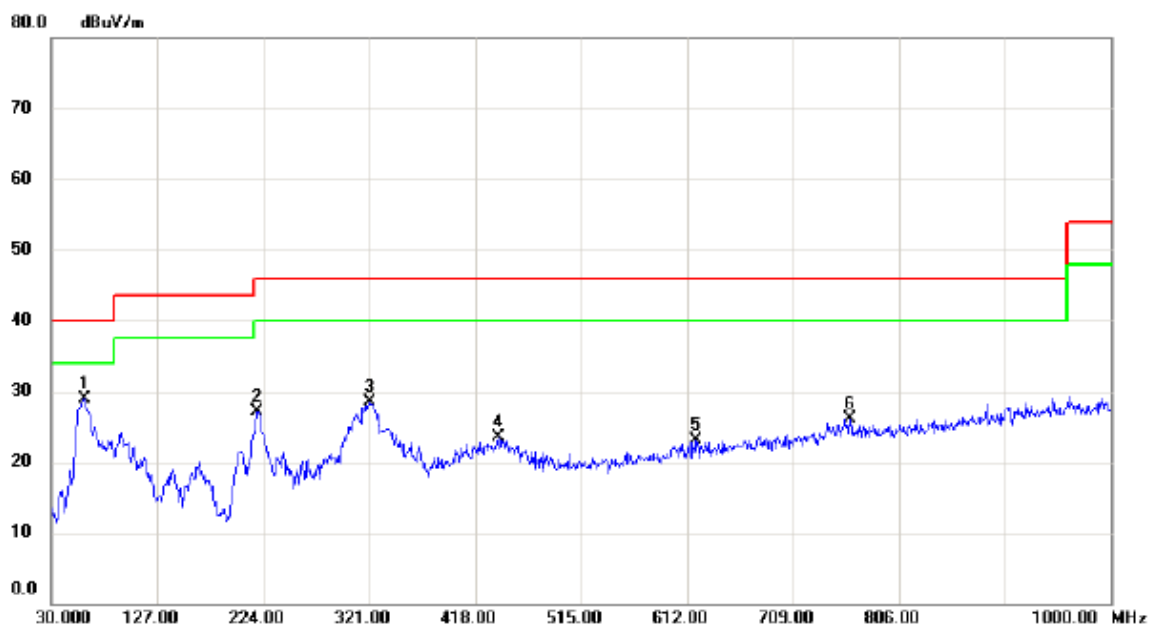
Vertical



No.	Mk.	Freq. MHz	Reading Level dBuV	Correct Factor dB	Measure- ment dBuV/m	Limit dBuV/m	Margin dB	Detector	Comment
1	*	61.0400	50.25	-13.79	36.46	40.00	-3.54	QP	
2		126.0300	36.93	-14.52	22.41	43.50	-21.09	peak	
3		202.6600	39.31	-15.70	23.61	43.50	-19.89	peak	
4		284.1400	30.33	-11.81	18.52	46.00	-27.48	peak	
5		452.9200	30.14	-7.69	22.45	46.00	-23.55	peak	
6		769.1400	28.05	-1.87	26.18	46.00	-19.82	peak	

Test Mode: UNII-3/TX A Mode 5785MHz

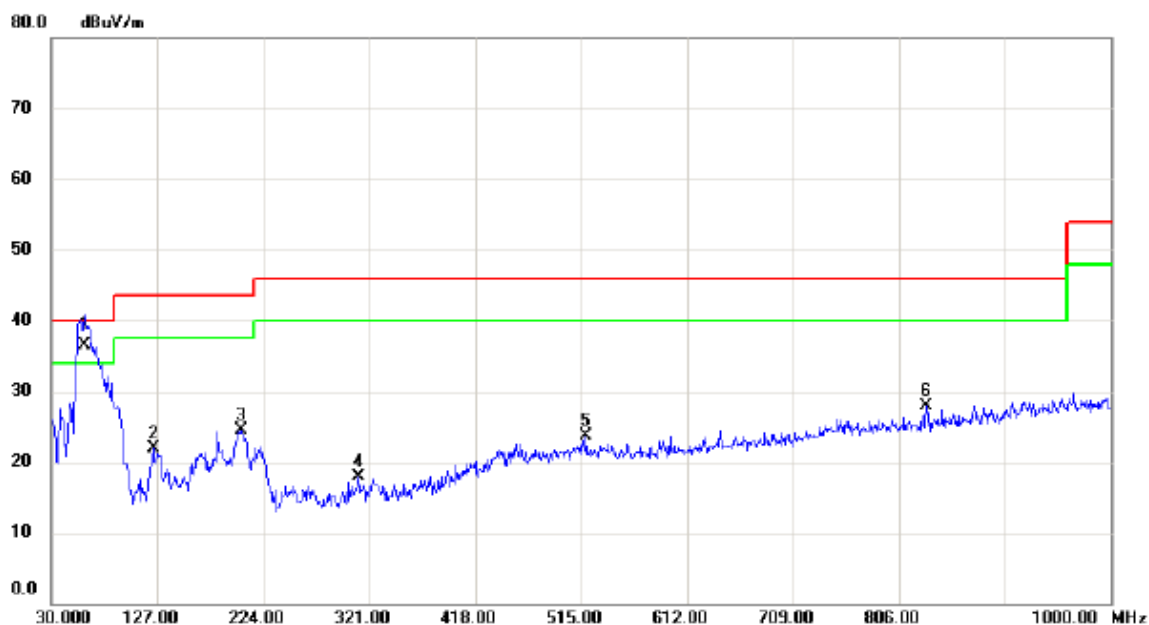
Horizontal



No.	Mk.	Freq. MHz	Reading Level dBuV	Correct Factor dB	Measure- ment dBuV/m	Limit dBuV/m	Margin dB	Detector	Comment
1	*	60.0700	42.63	-13.65	28.98	40.00	-11.02	peak	
2		218.1800	42.81	-15.63	27.18	46.00	-18.82	peak	
3		321.9700	39.39	-10.93	28.46	46.00	-17.54	peak	
4		439.3400	31.59	-8.04	23.55	46.00	-22.45	peak	
5		620.7300	27.85	-4.84	23.01	46.00	-22.99	peak	
6		761.3800	28.11	-1.92	26.19	46.00	-19.81	peak	

Test Mode: UNII-3/TX A Mode 5825MHz

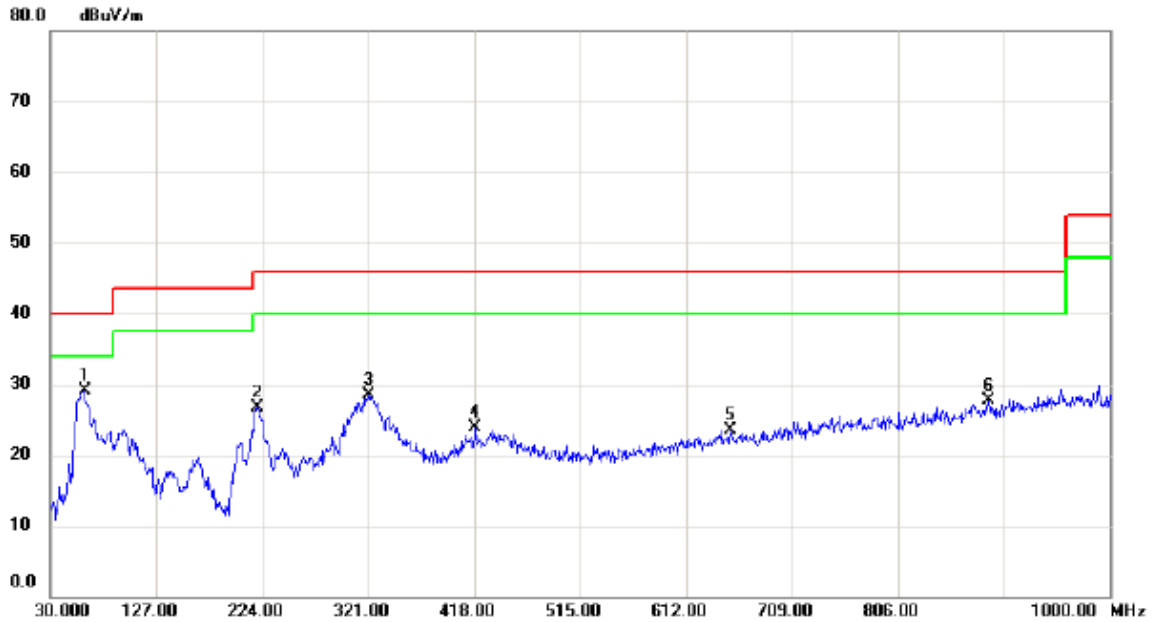
Vertical



No.	Mk.	Freq. MHz	Reading Level dBuV	Correct Factor dB	Measure- ment dBuV/m	Limit dBuV/m	Margin dB	Detector	Comment
1	*	60.0700	50.08	-13.65	36.43	40.00	-3.57	QP	
2		123.1200	36.69	-14.77	21.92	43.50	-21.58	peak	
3		203.6300	40.13	-15.69	24.44	43.50	-19.06	peak	
4		311.3000	28.94	-11.13	17.81	46.00	-28.19	peak	
5		519.8500	30.62	-6.90	23.72	46.00	-22.28	peak	
6		831.2200	29.13	-1.14	27.99	46.00	-18.01	peak	

Test Mode: UNII-3/TX A Mode 5825MHz

Horizontal

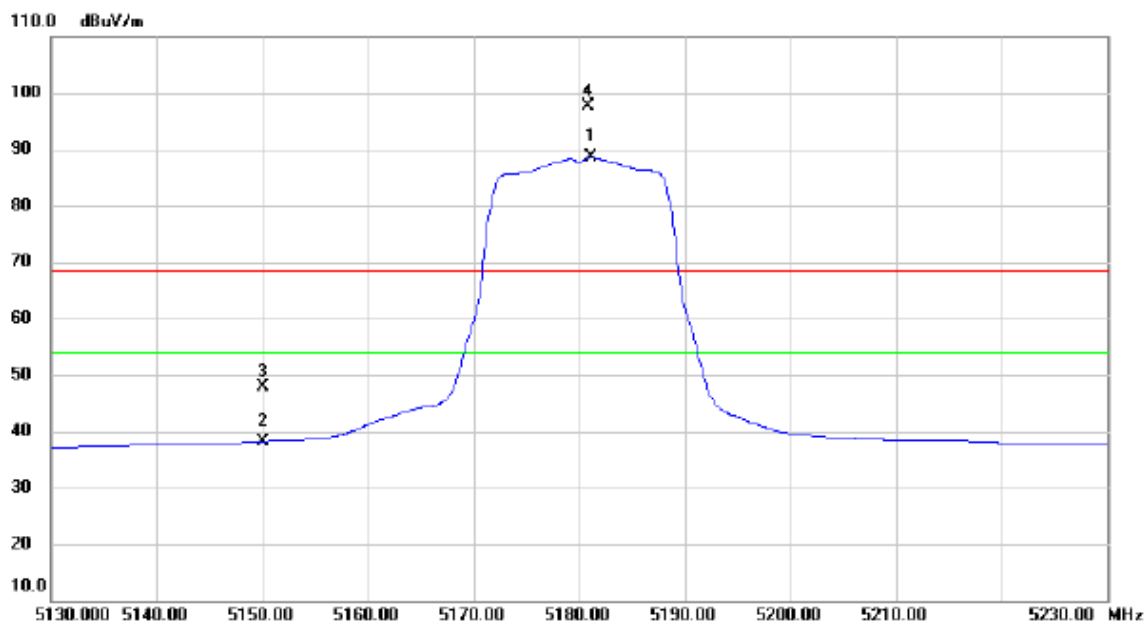


No.	Mk.	Freq. MHz	Reading Level dBuV	Correct Factor dB	Measure- ment dBuV/m	Limit dBuV/m	Margin dB	Detector	Comment
1	*	61.0400	42.86	-13.79	29.07	40.00	-10.93	peak	
2		219.1500	42.43	-15.63	26.80	46.00	-19.20	peak	
3		321.0000	39.49	-10.95	28.54	46.00	-17.46	peak	
4		418.9700	32.58	-8.64	23.94	46.00	-22.06	peak	
5		652.7400	27.82	-4.28	23.54	46.00	-22.46	peak	
6		889.4200	27.55	0.17	27.72	46.00	-18.28	peak	

ATTACHMENT C - RADIATED EMISSION (ABOVE 1000MHZ)

Orthogonal Axis:	X
Test Mode:	UNII-1/ TX A Mode 5180MHz

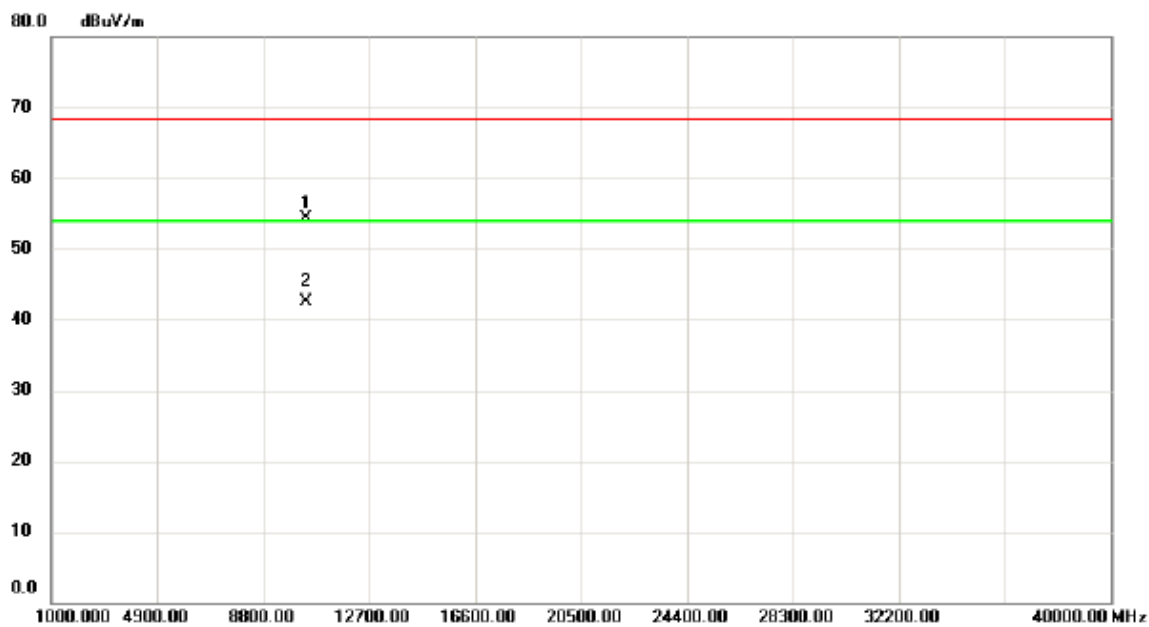
Vertical



No.	Mk.	Freq. MHz	Reading Level dBuV	Correct Factor dB	Measure- ment dBuV/m	Limit dBuV/m	Margin dB	Detector	Comment
1	*	5181.200	50.53	38.03	88.56	54.00	34.56	AVG	NO LIMIT
2		5150.000	0.31	37.89	38.20	54.00	-15.80	AVG	
3		5150.000	9.89	37.89	47.78	68.30	-20.52	peak	
4	X	5180.800	59.53	38.03	97.56	68.30	29.26	peak	NO LIMIT

Orthogonal Axis:	X
Test Mode:	UNII-1/ TX A Mode 5180MHz

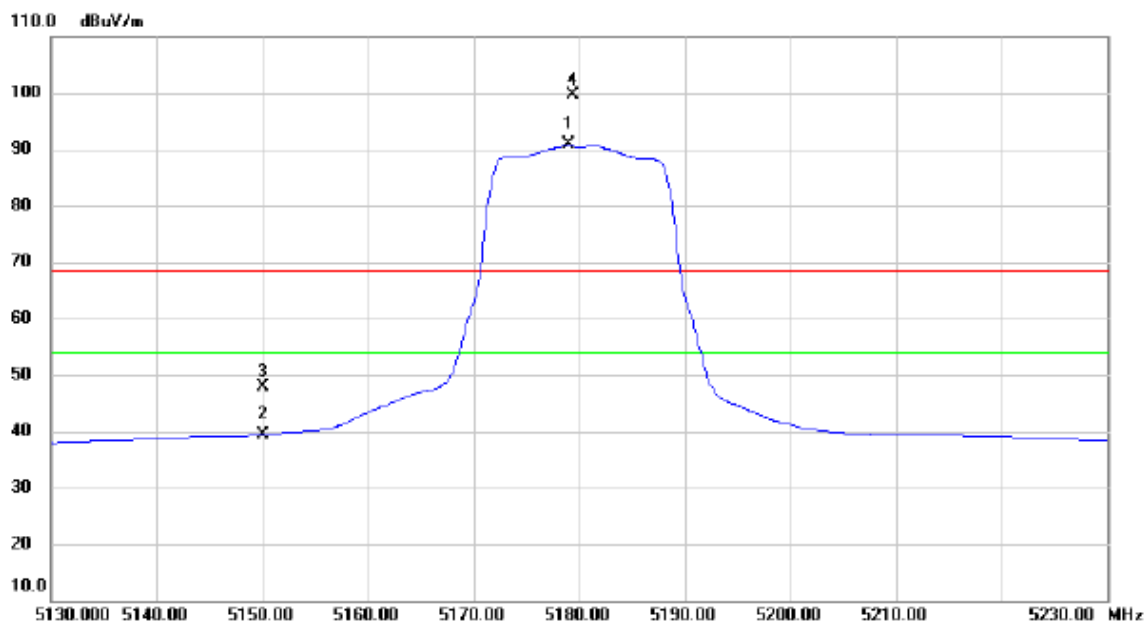
Vertical



No.	Mk.	Freq. MHz	Reading Level dBuV	Correct Factor dB	Measure- ment dBuV/m	Limit dBuV/m	Margin dB	Detector	Comment
1		10360.10	40.55	13.85	54.40	68.30	-13.90	peak	
2	*	10361.40	28.59	13.85	42.44	54.00	-11.56	AVG	

Orthogonal Axis:	X
Test Mode:	UNII-1/ TX A Mode 5180MHz

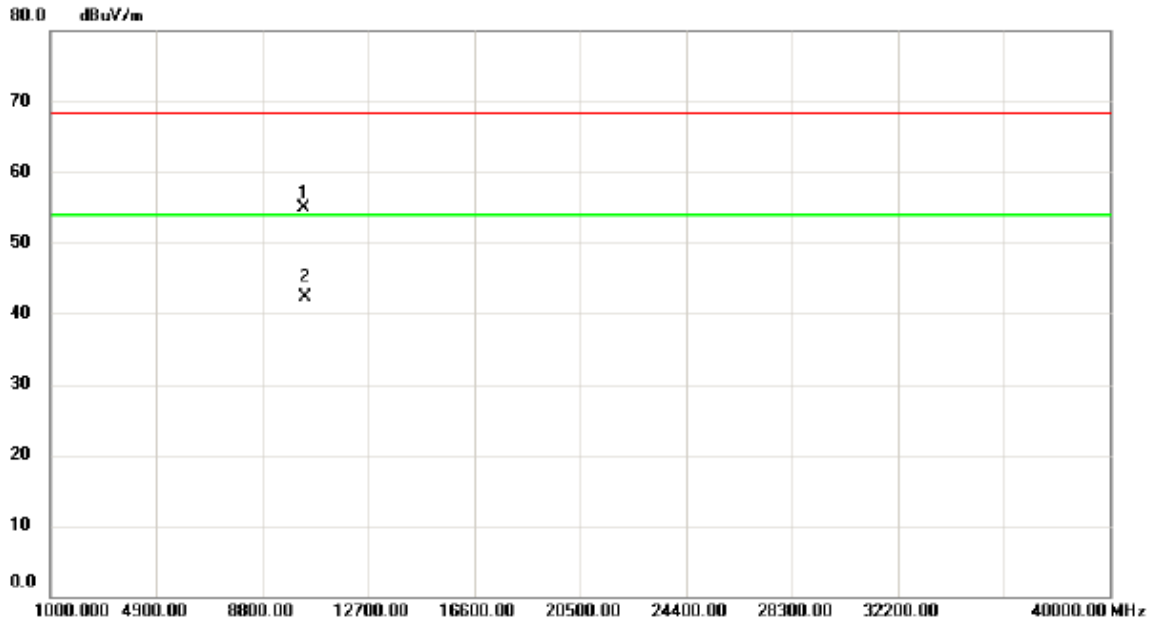
Horizontal



No.	Mk.	Freq.	Reading Level	Correct Factor	Measurement	Limit	Margin		
		MHz	dBuV	dB	dBuV/m	dBuV/m	dB	Detector	Comment
1	*	5179.000	52.79	38.02	90.81	54.00	36.81	AVG	NO LIMIT
2		5150.000	1.53	37.89	39.42	54.00	-14.58	AVG	
3		5150.000	10.06	37.89	47.95	68.30	-20.35	peak	
4	X	5179.400	61.71	38.02	99.73	68.30	31.43	peak	NO LIMIT

Orthogonal Axis:	X
Test Mode:	UNII-1/ TX A Mode 5180MHz

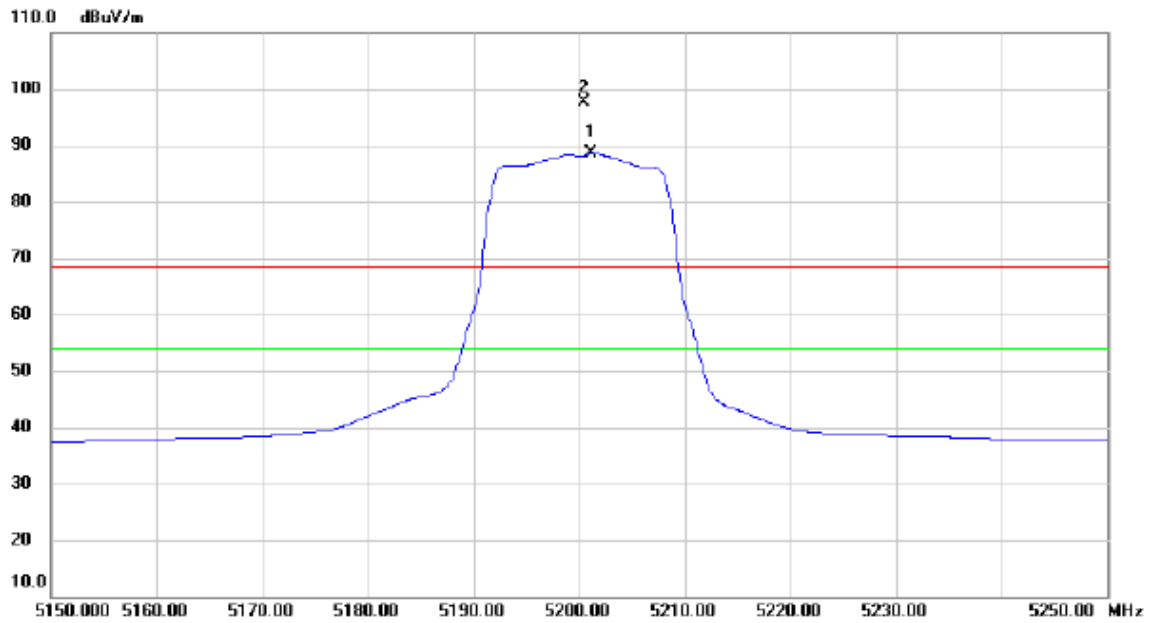
Horizontal



No.	Mk.	Freq. MHz	Reading Level dBuV	Correct Factor dB	Measure- ment dBuV/m	Limit dBuV/m	Margin dB	Detector	Comment
1		10359.00	41.14	13.86	55.00	68.30	-13.30	peak	
2	*	10360.60	28.54	13.85	42.39	54.00	-11.61	AVG	

Orthogonal Axis:	X
Test Mode:	UNII-1/ TX A Mode 5200MHz

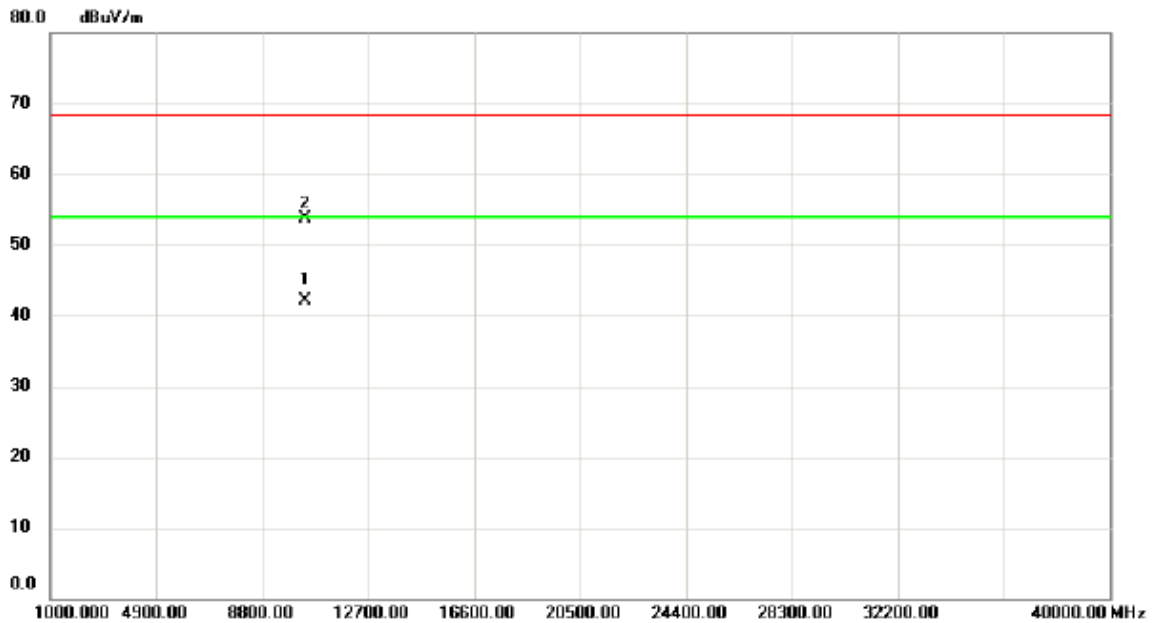
Vertical



No.	Mk.	Freq. MHz	Reading Level dBuV	Correct Factor dB	Measure- ment dBuV/m	Limit dBuV/m	Margin dB	Detector	Comment
1	*	5201.200	50.55	38.11	88.66	54.00	34.66	AVG	NO LIMIT
2	X	5200.500	59.62	38.11	97.73	68.30	29.43	peak	NO LIMIT

Orthogonal Axis:	X
Test Mode:	UNII-1/ TX A Mode 5200MHz

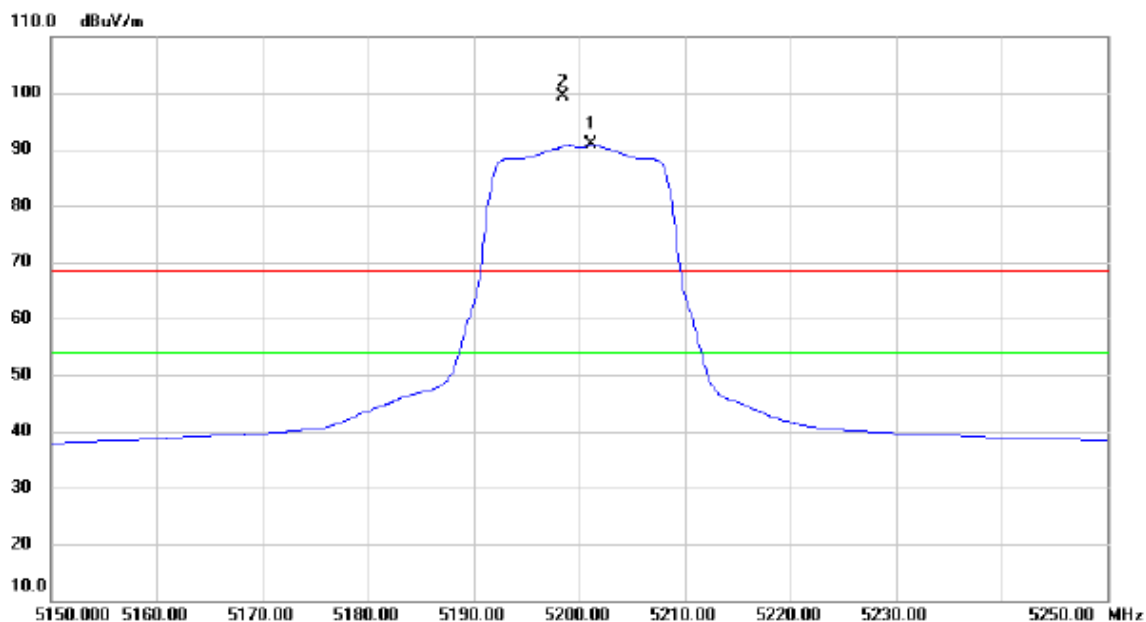
Vertical



No.	Mk.	Freq. MHz	Reading Level dBuV	Correct Factor dB	Measure- ment dBuV/m	Limit dBuV/m	Margin dB	Detector	Comment
1	*	10400.50	28.40	13.80	42.20	54.00	-11.80	AVG	
2		10400.90	39.99	13.80	53.79	68.30	-14.51	peak	

Orthogonal Axis:	X
Test Mode:	UNII-1/ TX A Mode 5200MHz

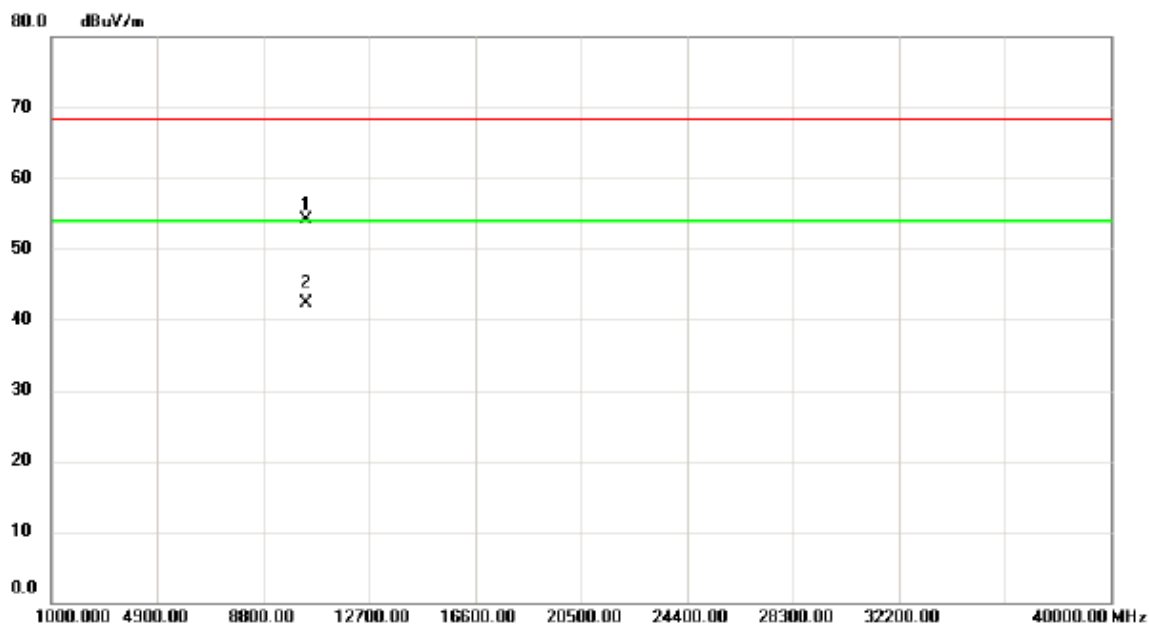
Horizontal



No.	Mk.	Freq. MHz	Reading Level dBuV	Correct Factor dB	Measure- ment dBuV/m	Limit dBuV/m	Margin dB	Detector	Comment
1	*	5201.200	52.72	38.11	90.83	54.00	36.83	AVG	NO LIMIT
2	X	5198.500	61.22	38.10	99.32	68.30	31.02	peak	NO LIMIT

Orthogonal Axis:	X
Test Mode:	UNII-1/ TX A Mode 5200MHz

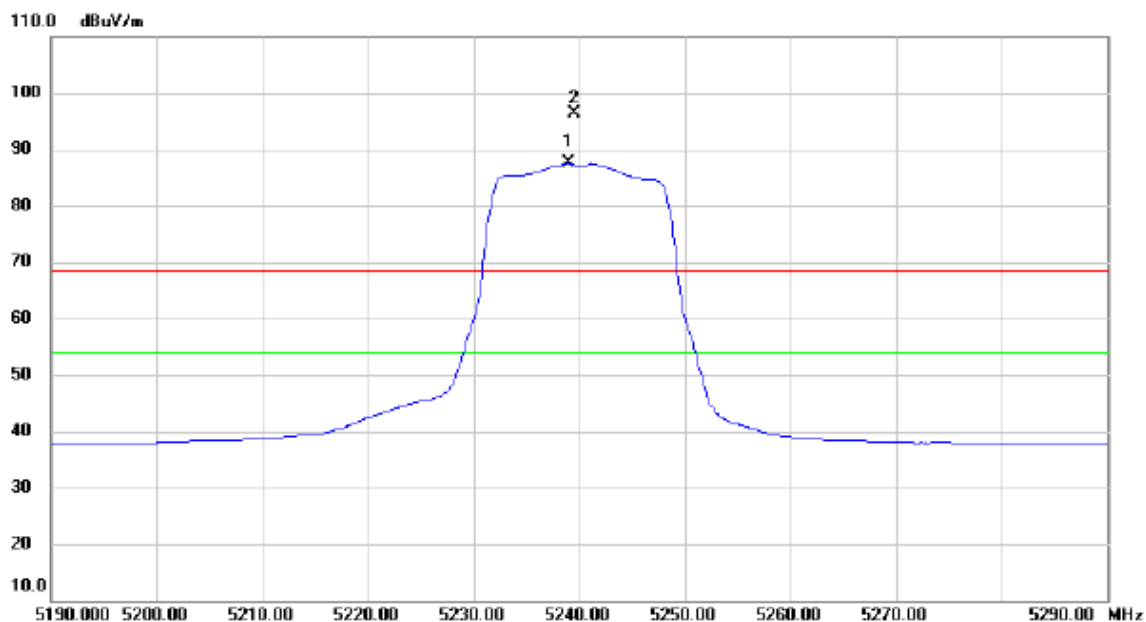
Horizontal



No.	Mk.	Freq. MHz	Reading Level dBuV	Correct Factor dB	Measure- ment dBuV/m	Limit dBuV/m	Margin dB	Detector	Comment
1		10399.90	40.30	13.80	54.10	68.30	-14.20	peak	
2	*	10401.20	28.41	13.80	42.21	54.00	-11.79	AVG	

Orthogonal Axis:	X
Test Mode:	UNII-1/ TX A Mode 5240MHz

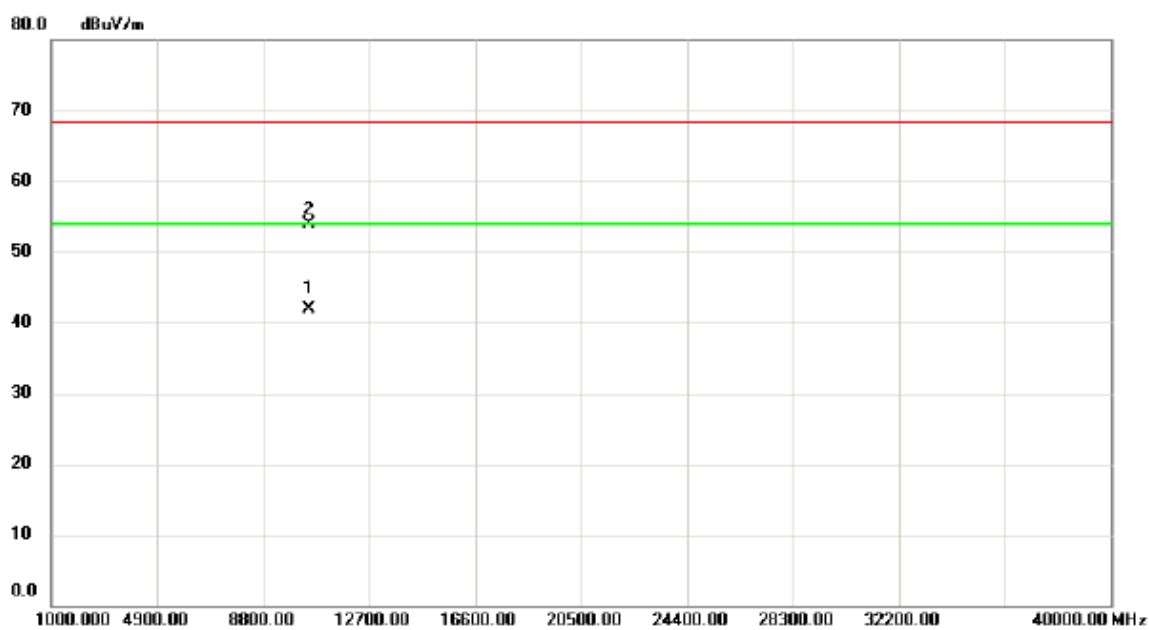
Vertical



No.	Mk.	Freq. MHz	Reading Level dBuV	Correct Factor dB	Measure- ment dBuV/m	Limit dBuV/m	Margin dB	Detector	Comment
1	*	5239.000	49.23	38.29	87.52	54.00	33.52	AVG	NO LIMIT
2	X	5239.500	58.15	38.29	96.44	68.30	28.14	peak	NO LIMIT

Orthogonal Axis:	X
Test Mode:	UNII-1/ TX A Mode 5240MHz

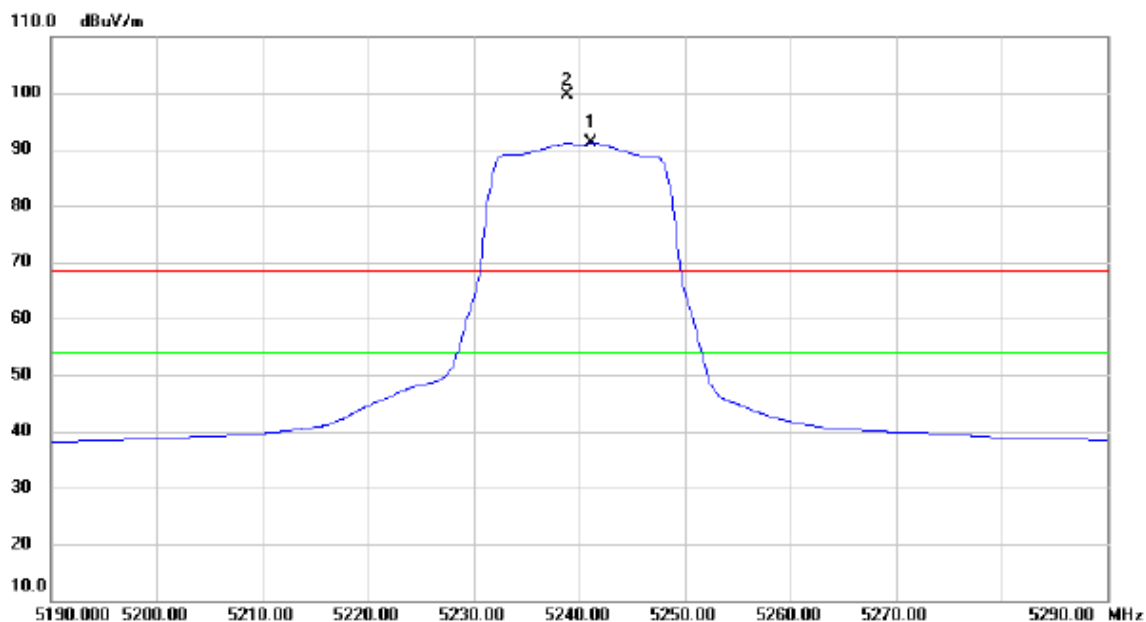
Vertical



No.	Mk.	Freq. MHz	Reading Level dBuV	Correct Factor dB	Measure- ment dBuV/m	Limit dBuV/m	Margin dB	Detector	Comment
1	*	10480.30	28.31	13.69	42.00	54.00	-12.00	AVG	
2		10481.75	40.23	13.69	53.92	68.30	-14.38	peak	

Orthogonal Axis:	X
Test Mode:	UNII-1/ TX A Mode 5240MHz

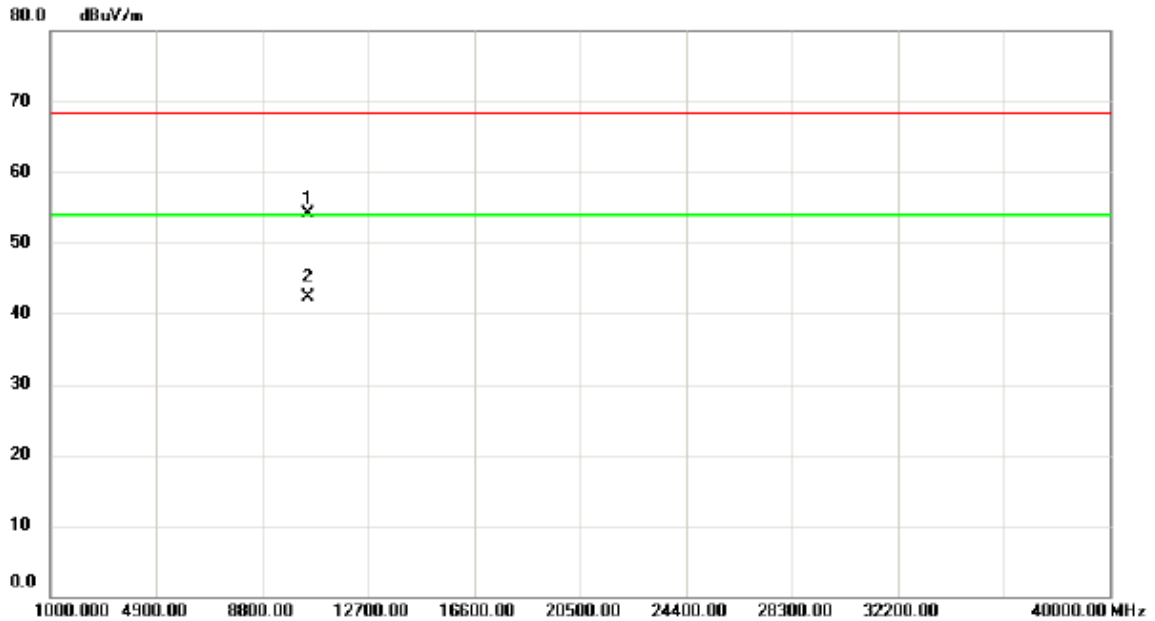
Horizontal



No.	Mk.	Freq.	Reading Level	Correct Factor	Measurement	Limit	Margin		
		MHz	dBuV	dB	dBuV/m	dBuV/m	dB	Detector	Comment
1	*	5241.200	52.90	38.30	91.20	54.00	37.20	AVG	NO LIMIT
2	X	5238.900	61.40	38.29	99.69	68.30	31.39	peak	NO LIMIT

Orthogonal Axis:	X
Test Mode:	UNII-1/ TX A Mode 5240MHz

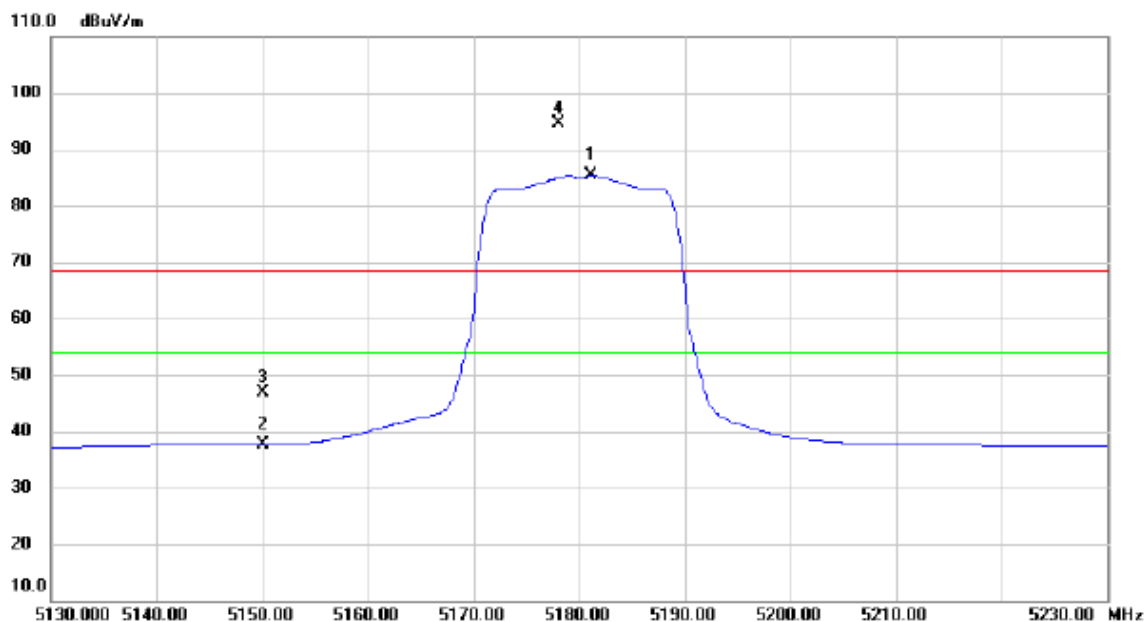
Horizontal



No.	Mk.	Freq. MHz	Reading Level dBuV	Correct Factor dB	Measure- ment dBuV/m	Limit dBuV/m	Margin dB	Detector	Comment
1		10479.70	40.43	13.69	54.12	68.30	-14.18	peak	
2	*	10480.10	28.52	13.69	42.21	54.00	-11.79	AVG	

Orthogonal Axis:	X
Test Mode:	UNII-1/ TX N20 Mode 5180MHz

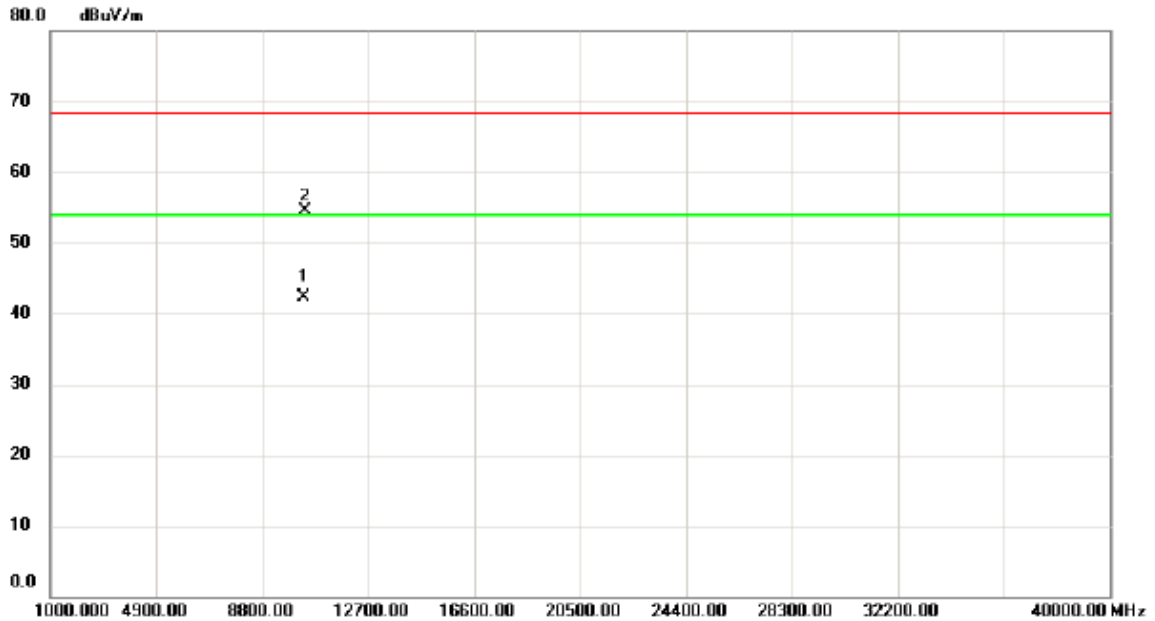
Vertical



No.	Mk.	Freq.	Reading Level	Correct Factor	Measurement	Limit	Margin		
		MHz	dBuV	dB	dBuV/m	dBuV/m	dB	Detector	Comment
1	*	5181.200	47.43	38.03	85.46	54.00	31.46	AVG	NO LIMIT
2		5150.000	-0.19	37.89	37.70	54.00	-16.30	AVG	
3		5150.000	9.03	37.89	46.92	68.30	-21.38	peak	
4	X	5178.000	56.52	38.02	94.54	68.30	26.24	peak	NO LIMIT

Orthogonal Axis:	X
Test Mode:	UNII-1/ TX N20 Mode 5180MHz

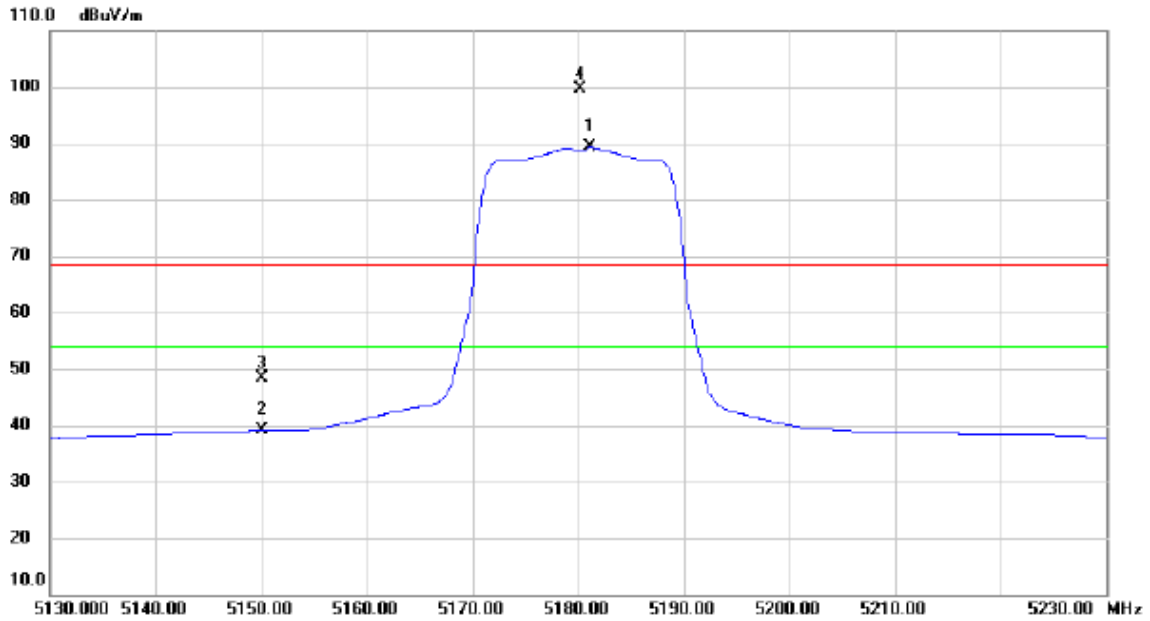
Vertical



No.	Mk.	Freq. MHz	Reading Level dBuV	Correct Factor dB	Measure- ment dBuV/m	Limit dBuV/m	Margin dB	Detector	Comment
1	*	10359.60	28.51	13.85	42.36	54.00	-11.64	AVG	
2		10361.20	40.74	13.85	54.59	68.30	-13.71	peak	

Orthogonal Axis:	X
Test Mode:	UNII-1/ TX N20 Mode 5180MHz

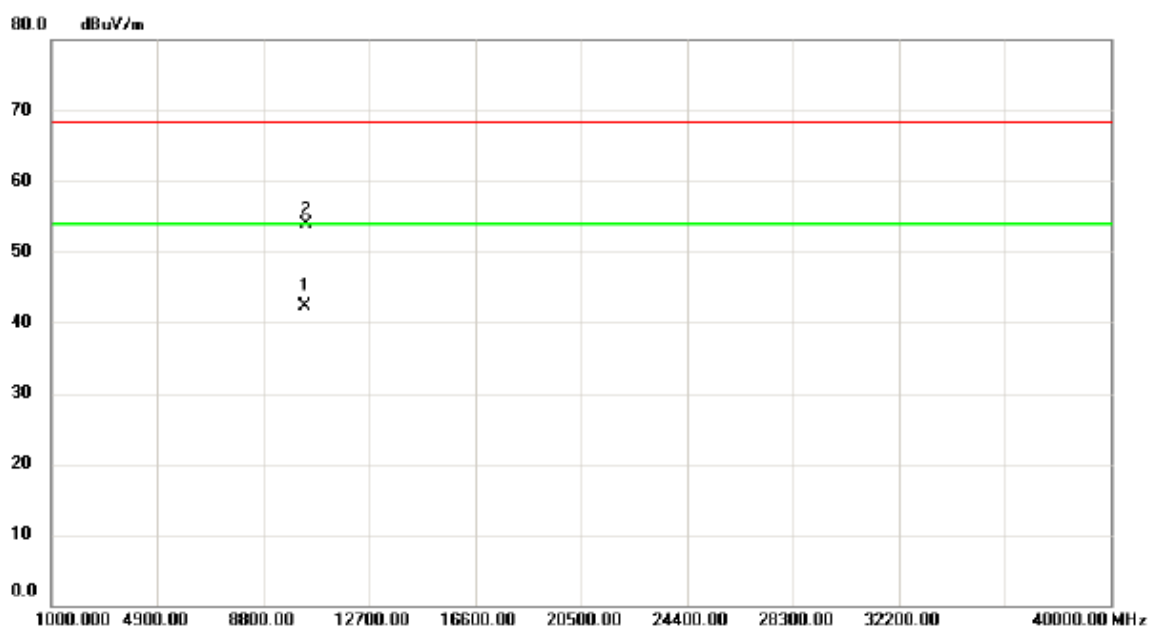
Horizontal



No.	Mk.	Freq.	Reading	Correct	Measure-	Limit	Margin		
		MHz	Level	Factor	ment			Detector	Comment
			dBuV	dB	dBuV/m	dBuV/m	dB		
1	*	5181.200	51.27	38.03	89.30	54.00	35.30	AVG	NO LIMIT
2		5150.000	1.15	37.89	39.04	54.00	-14.96	AVG	
3		5150.000	10.40	37.89	48.29	68.30	-20.01	peak	
4	X	5180.258	61.65	38.02	99.67	68.30	31.37	peak	NO LIMIT

Orthogonal Axis:	X
Test Mode:	UNII-1/ TX N20 Mode 5180MHz

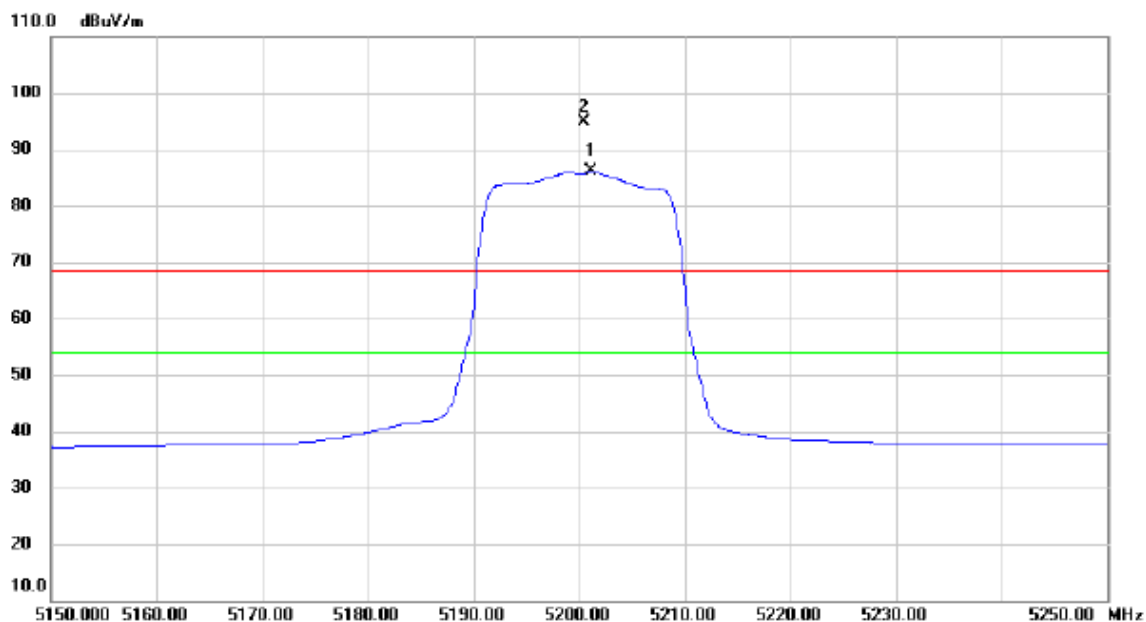
Horizontal



No.	Mk.	Freq. MHz	Reading Level dBuV	Correct Factor dB	Measure- ment dBuV/m	Limit dBuV/m	Margin dB	Detector	Comment
1	*	10359.40	28.47	13.85	42.32	54.00	-11.68	AVG	
2		10360.50	40.06	13.85	53.91	68.30	-14.39	peak	

Orthogonal Axis:	X
Test Mode:	UNII-1/ TX N20 Mode 5200MHz

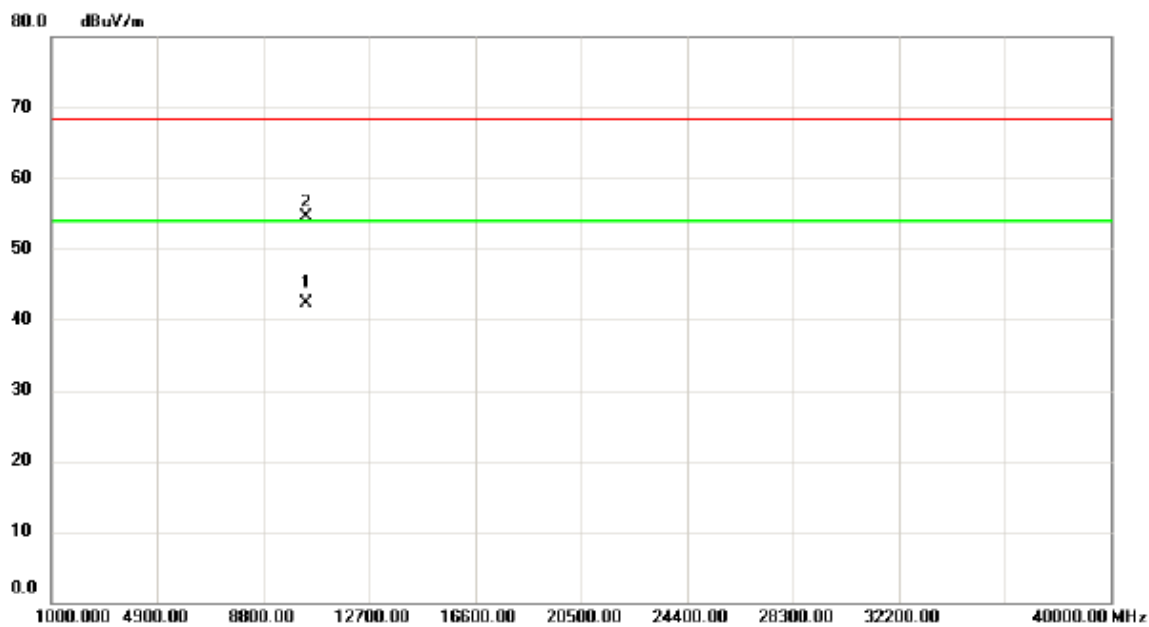
Vertical



No.	Mk.	Freq.	Reading Level	Correct Factor	Measurement	Limit	Margin		
		MHz	dBuV	dB	dBuV/m	dBuV/m	dB	Detector	Comment
1	*	5201.200	47.96	38.11	86.07	54.00	32.07	AVG	NO LIMIT
2	X	5200.500	56.78	38.11	94.89	68.30	26.59	peak	NO LIMIT

Orthogonal Axis:	X
Test Mode:	UNII-1/ TX N20 Mode 5200MHz

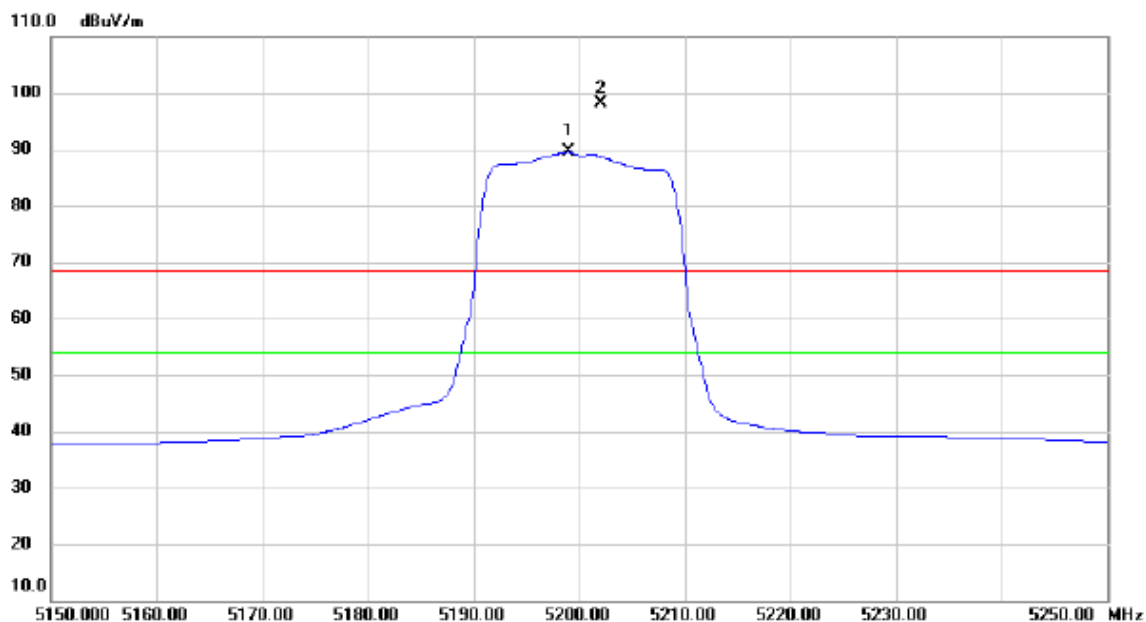
Vertical



No.	Mk.	Freq. MHz	Reading Level dBuV	Correct Factor dB	Measure- ment dBuV/m	Limit dBuV/m	Margin dB	Detector	Comment
1	*	10400.40	28.54	13.80	42.34	54.00	-11.66	AVG	
2		10401.70	40.66	13.80	54.46	68.30	-13.84	peak	

Orthogonal Axis:	X
Test Mode:	UNII-1/ TX N20 Mode 5200MHz

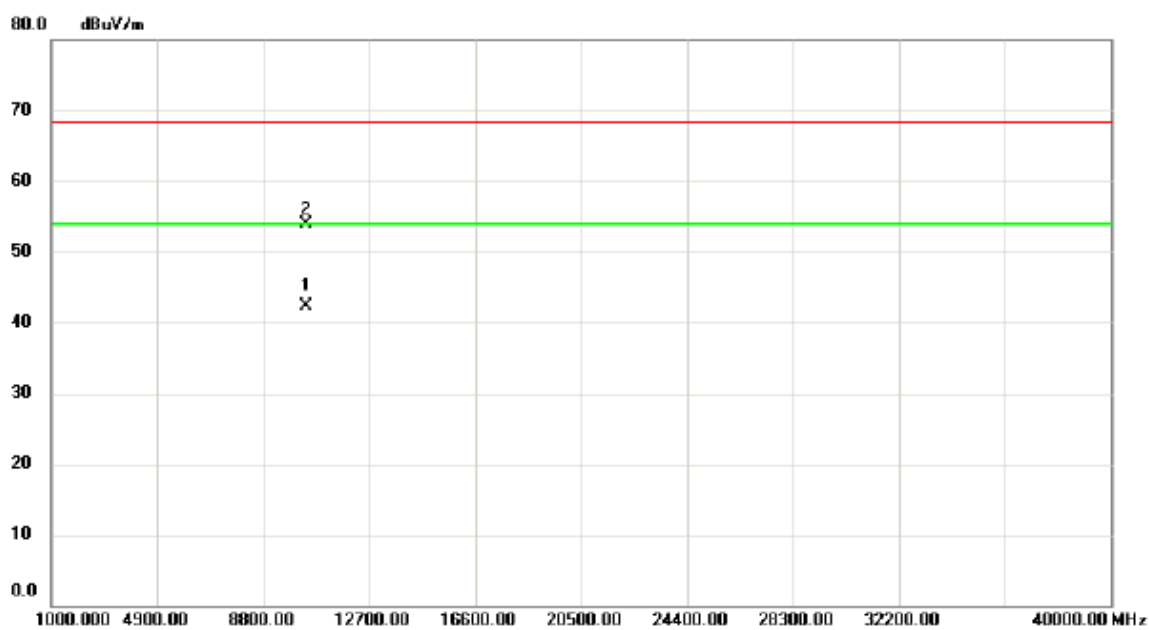
Horizontal



No.	Mk.	Freq.	Reading Level	Correct Factor	Measurement	Limit	Margin		
		MHz	dBuV	dB	dBuV/m	dBuV/m	dB	Detector	Comment
1	*	5199.000	51.43	38.11	89.54	54.00	35.54	AVG	NO LIMIT
2	X	5202.000	60.05	38.13	98.18	68.30	29.88	peak	NO LIMIT

Orthogonal Axis:	X
Test Mode:	UNII-1/ TX N20 Mode 5200MHz

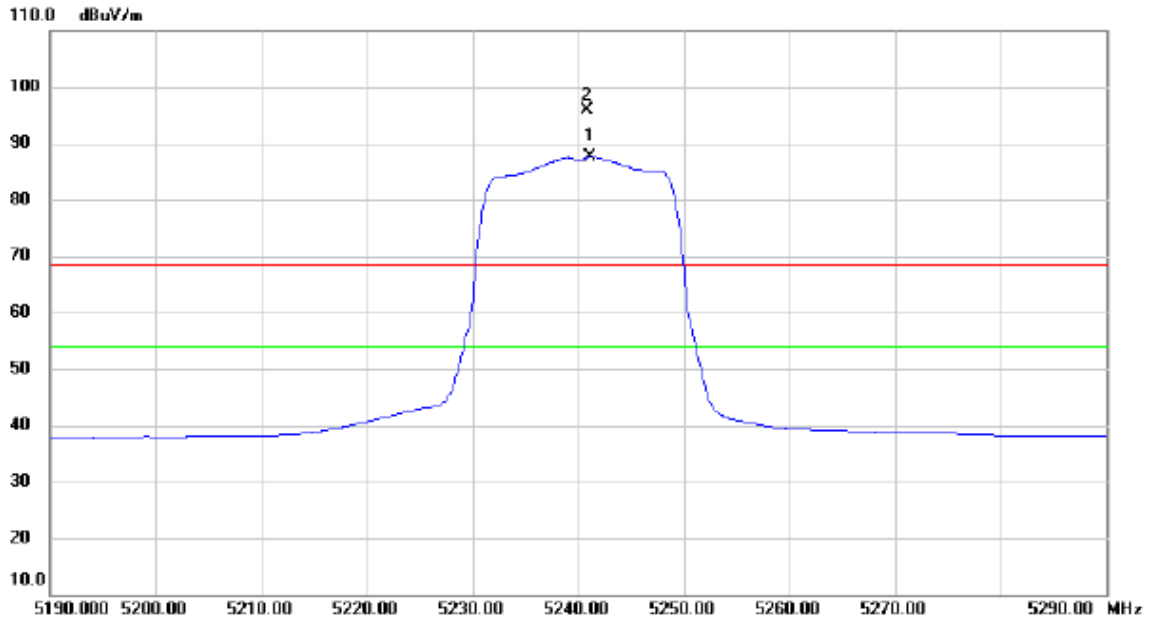
Horizontal



No.	Mk.	Freq. MHz	Reading Level dBuV	Correct Factor dB	Measure- ment dBuV/m	Limit dBuV/m	Margin dB	Detector	Comment
1	*	10400.70	28.60	13.80	42.40	54.00	-11.60	AVG	
2		10401.80	40.20	13.80	54.00	68.30	-14.30	peak	

Orthogonal Axis:	X
Test Mode:	UNII-1/ TX N20 Mode 5240MHz

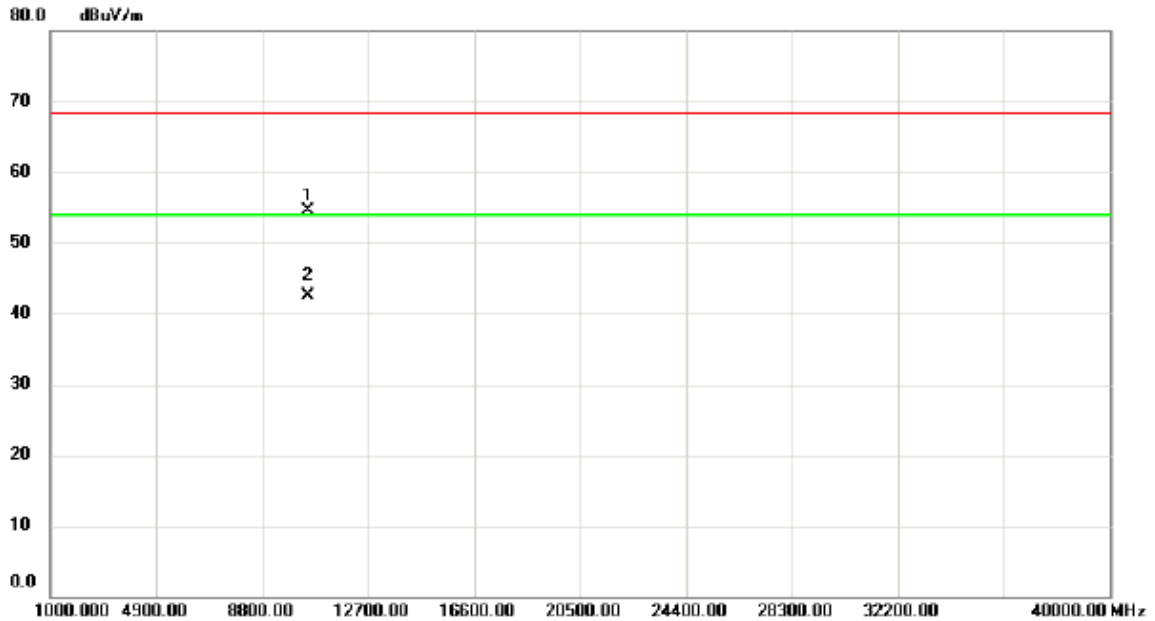
Vertical



No.	Mk.	Freq. MHz	Reading Level dBuV	Correct Factor dB	Measure- ment dBuV/m	Limit dBuV/m	Margin dB	Detector	Comment
1	*	5241.200	49.37	38.30	87.67	54.00	33.67	AVG	NO LIMIT
2	X	5240.800	57.48	38.30	95.78	68.30	27.48	peak	NO LIMIT

Orthogonal Axis:	X
Test Mode:	UNII-1/ TX N20 Mode 5240MHz

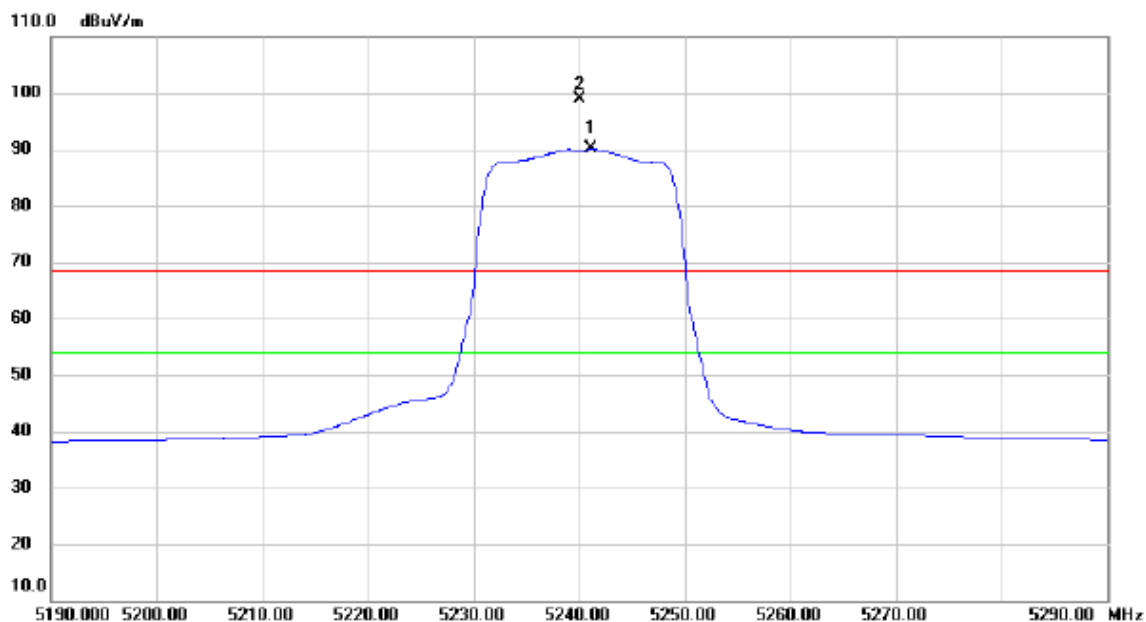
Vertical



No.	Mk.	Freq. MHz	Reading Level dBuV	Correct Factor dB	Measure- ment dBuV/m	Limit dBuV/m	Margin dB	Detector	Comment
1		10480.45	40.88	13.69	54.57	68.30	-13.73	peak	
2	*	10481.30	28.75	13.69	42.44	54.00	-11.56	AVG	

Orthogonal Axis:	X
Test Mode:	UNII-1/ TX N20 Mode 5240MHz

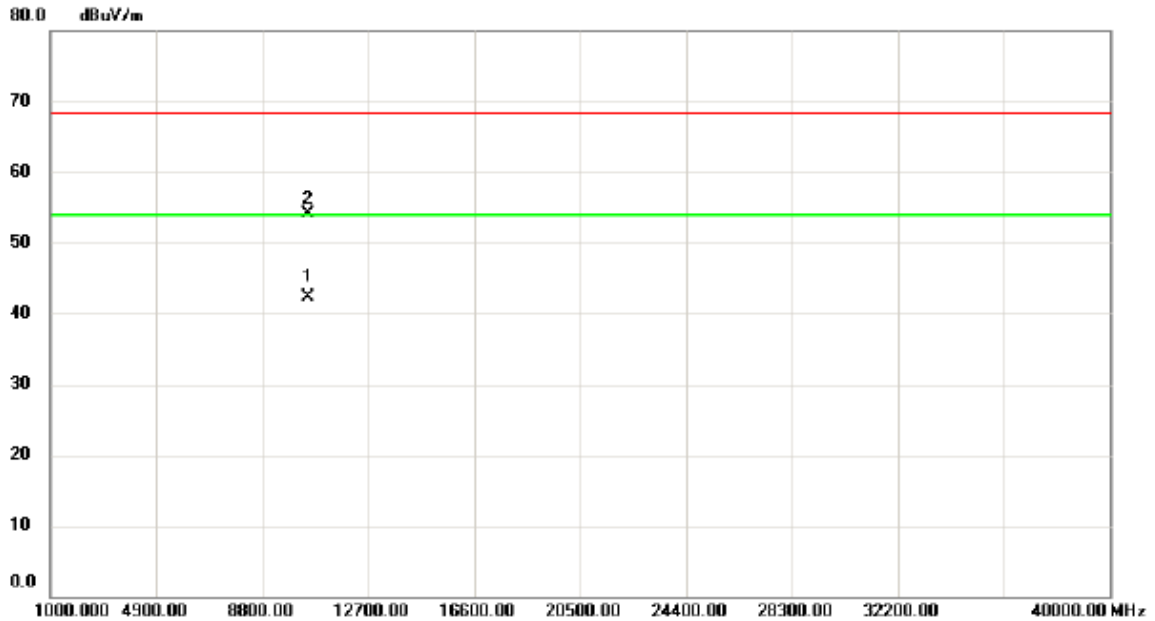
Horizontal



No.	Mk.	Freq. MHz	Reading Level dBuV	Correct Factor dB	Measure- ment dBuV/m	Limit dBuV/m	Margin dB	Detector	Comment
1	*	5241.200	51.82	38.30	90.12	54.00	36.12	AVG	NO LIMIT
2	X	5240.100	60.56	38.29	98.85	68.30	30.55	peak	NO LIMIT

Orthogonal Axis:	X
Test Mode:	UNII-1/ TX N20 Mode 5240MHz

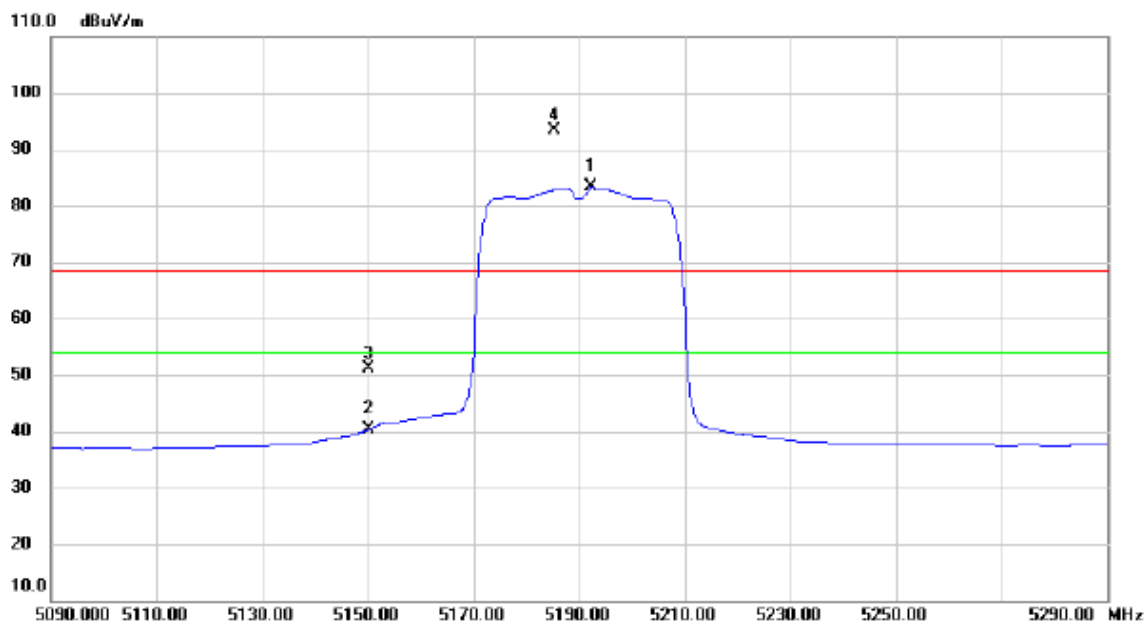
Horizontal



No.	Mk.	Freq. MHz	Reading Level dBuV	Correct Factor dB	Measure- ment dBuV/m	Limit dBuV/m	Margin dB	Detector	Comment
1	*	10480.70	28.70	13.70	42.40	54.00	-11.60	AVG	
2		10481.84	40.40	13.69	54.09	68.30	-14.21	peak	

Orthogonal Axis:	X
Test Mode:	UNII-1/ TX N40 Mode 5190MHz

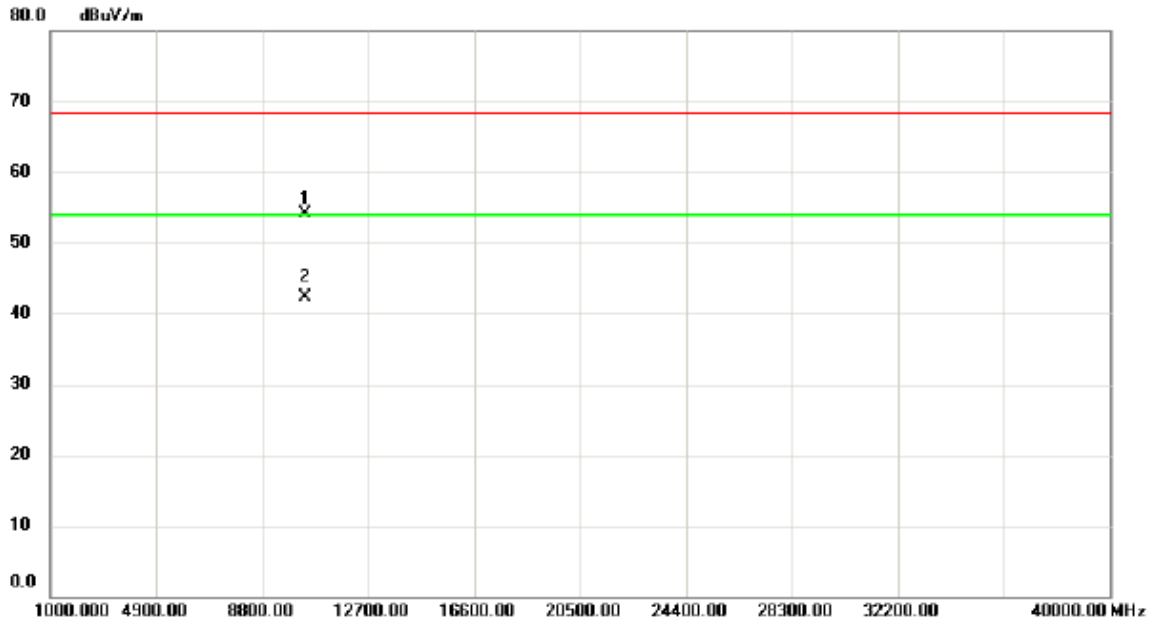
Vertical



No.	Mk.	Freq. MHz	Reading Level dBuV	Correct Factor dB	Measure- ment dBuV/m	Limit dBuV/m	Margin dB	Detector	Comment
1	*	5192.400	45.18	38.08	83.26	54.00	29.26	AVG	NO LIMIT
2		5150.000	2.42	37.89	40.31	54.00	-13.69	AVG	
3		5150.000	13.16	37.89	51.05	68.30	-17.25	peak	
4	X	5185.400	55.26	38.04	93.30	68.30	25.00	peak	NO LIMIT

Orthogonal Axis:	X
Test Mode:	UNII-1/ TX N40 Mode 5190MHz

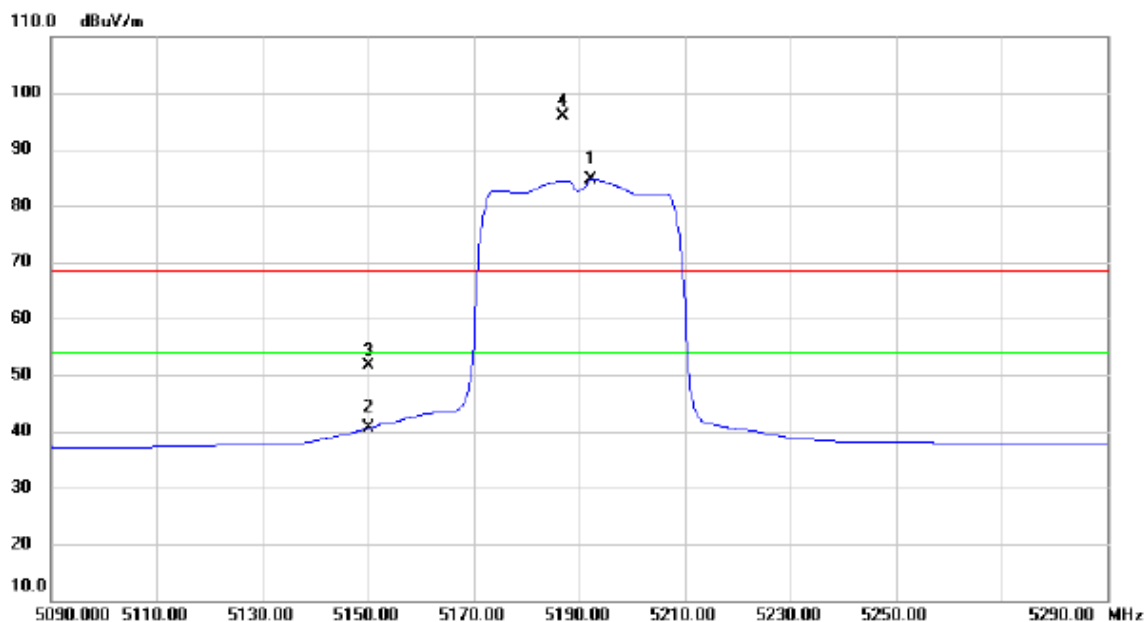
Vertical



No.	Mk.	Freq. MHz	Reading Level dBuV	Correct Factor dB	Measure- ment dBuV/m	Limit dBuV/m	Margin dB	Detector	Comment
1		10379.80	40.37	13.83	54.20	68.30	-14.10	peak	
2	*	10381.30	28.41	13.82	42.23	54.00	-11.77	AVG	

Orthogonal Axis:	X
Test Mode:	UNII-1/ TX N40 Mode 5190MHz

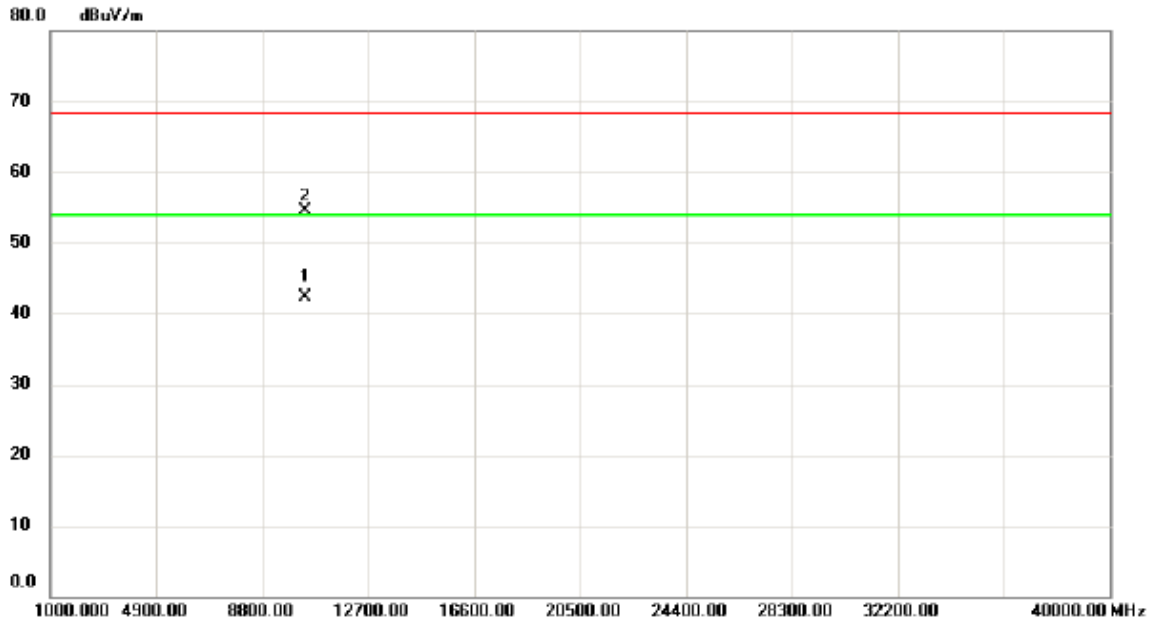
Horizontal



No.	Mk.	Freq. MHz	Reading Level dBuV	Correct Factor dB	Measure- ment dBuV/m	Limit dBuV/m	Margin dB	Detector	Comment
1	*	5192.400	46.56	38.08	84.64	54.00	30.64	AVG	NO LIMIT
2		5150.000	2.66	37.89	40.55	54.00	-13.45	AVG	
3		5150.000	13.86	37.89	51.75	68.30	-16.55	peak	
4	X	5186.800	57.73	38.06	95.79	68.30	27.49	peak	NO LIMIT

Orthogonal Axis:	X
Test Mode:	UNII-1/ TX N40 Mode 5190MHz

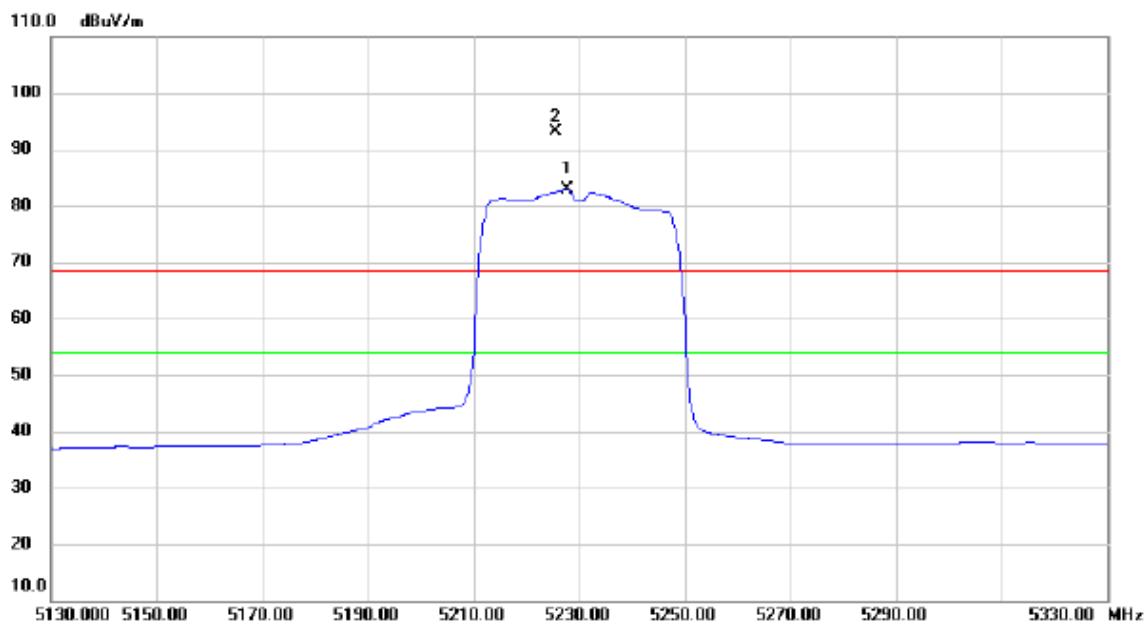
Horizontal



No.	Mk.	Freq. MHz	Reading Level dBuV	Correct Factor dB	Measure- ment dBuV/m	Limit dBuV/m	Margin dB	Detector	Comment
1	*	10379.50	28.42	13.83	42.25	54.00	-11.75	AVG	
2		10380.20	40.58	13.83	54.41	68.30	-13.89	peak	

Orthogonal Axis:	X
Test Mode:	UNII-1/ TX N40 Mode 5230MHz

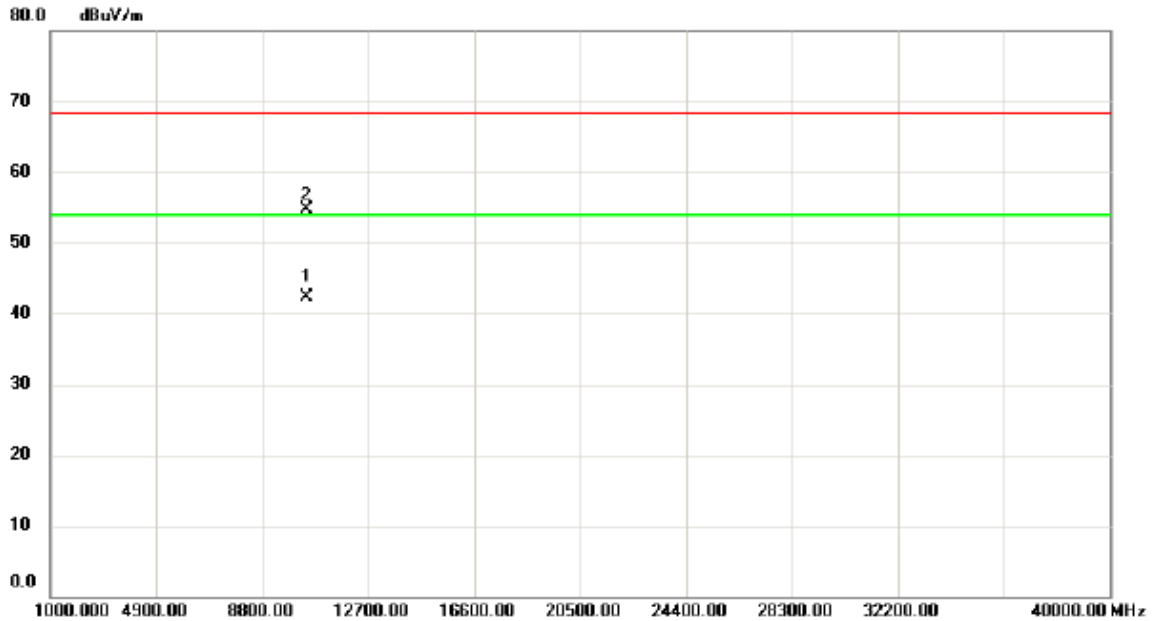
Vertical



No.	Mk.	Freq. MHz	Reading Level dBuV	Correct Factor dB	Measure- ment dBuV/m	Limit dBuV/m	Margin dB	Detector	Comment
1	*	5227.800	44.53	38.24	82.77	54.00	28.77	AVG	NO LIMIT
2	X	5225.600	54.93	38.23	93.16	68.30	24.86	peak	NO LIMIT

Orthogonal Axis:	X
Test Mode:	UNII-1/ TX N40 Mode 5230MHz

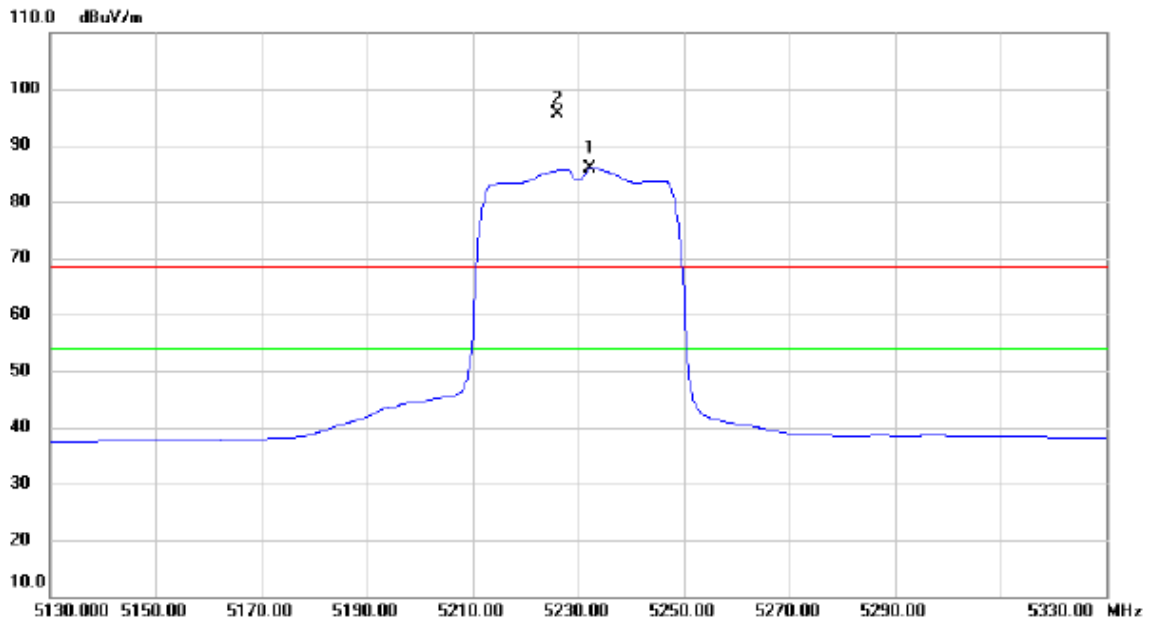
Vertical



No.	Mk.	Freq. MHz	Reading Level dBuV	Correct Factor dB	Measure- ment dBuV/m	Limit dBuV/m	Margin dB	Detector	Comment
1	*	10460.30	28.68	13.71	42.39	54.00	-11.61	AVG	
2		10460.40	40.90	13.71	54.61	68.30	-13.69	peak	

Orthogonal Axis:	X
Test Mode:	UNII-1/ TX N40 Mode 5230MHz

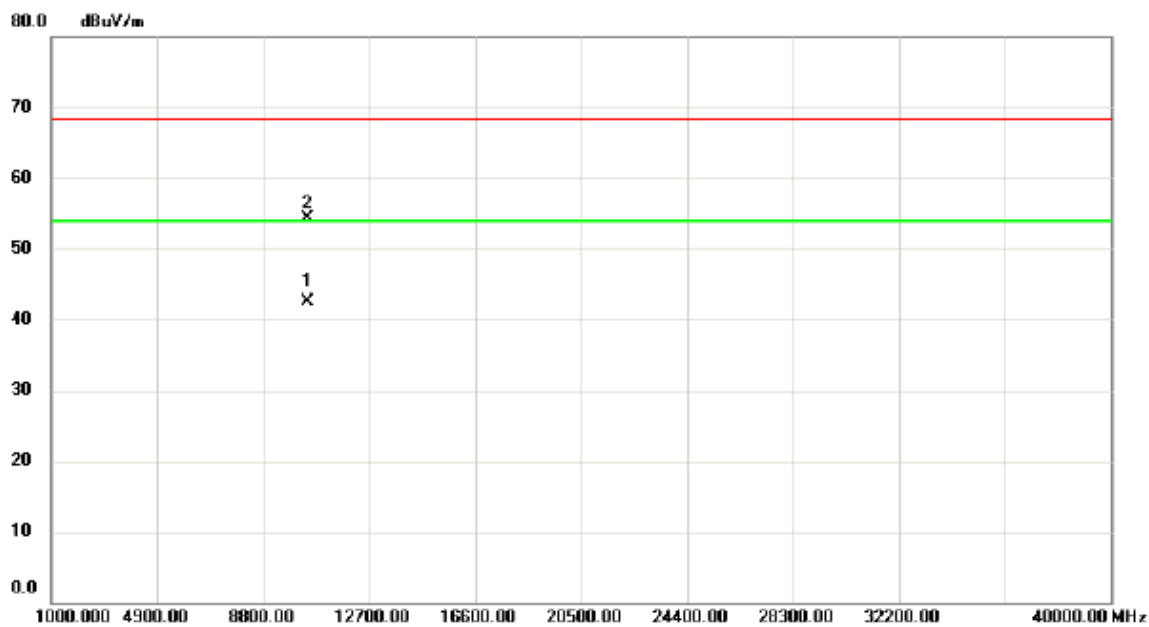
Horizontal



No.	Mk.	Freq. MHz	Reading Level dBuV	Correct Factor dB	Measure- ment dBuV/m	Limit dBuV/m	Margin dB	Detector	Comment
1	*	5232.400	47.69	38.25	85.94	54.00	31.94	AVG	NO LIMIT
2	X	5226.000	57.34	38.23	95.57	68.30	27.27	peak	NO LIMIT

Orthogonal Axis:	X
Test Mode:	UNII-1/ TX N40 Mode 5230MHz

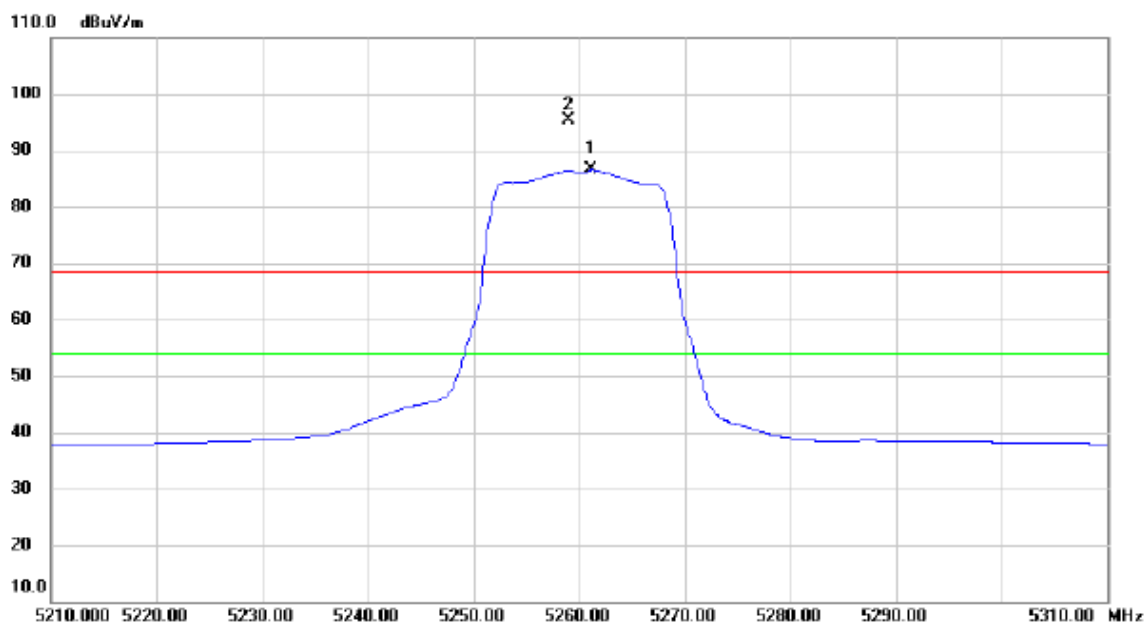
Horizontal



No.	Mk.	Freq. MHz	Reading Level dBuV	Correct Factor dB	Measure- ment dBuV/m	Limit dBuV/m	Margin dB	Detector	Comment
1	*	10460.20	28.75	13.71	42.46	54.00	-11.54	AVG	
2		10460.85	40.64	13.71	54.35	68.30	-13.95	peak	

Orthogonal Axis :	X
Test Mode :	UNII-2A/ TX A Mode 5260MHz

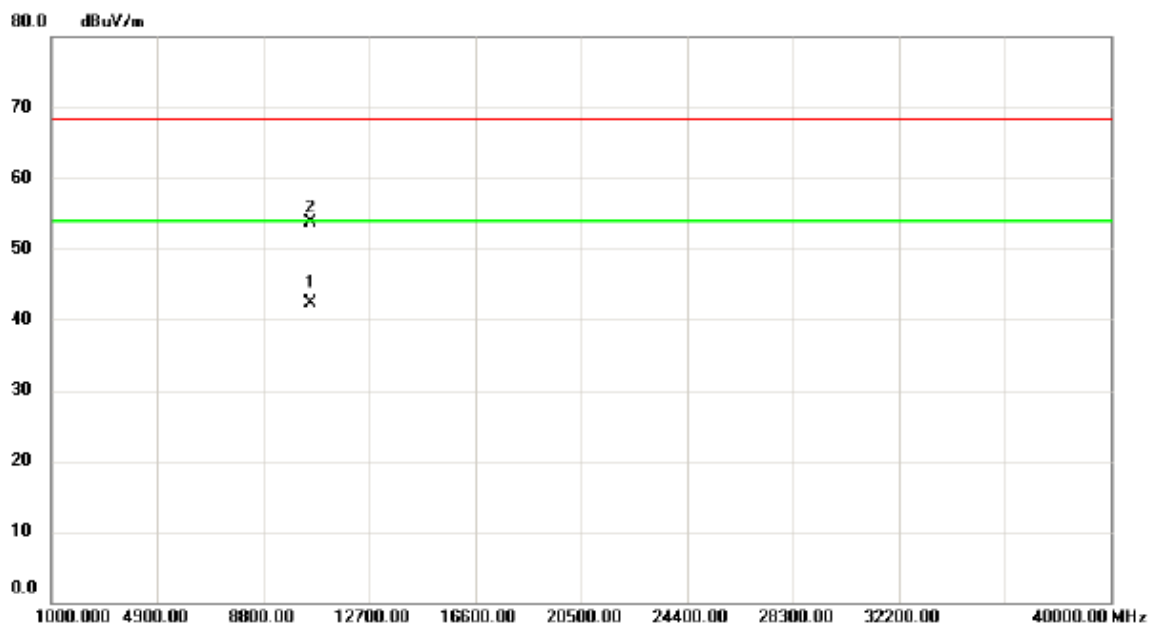
Vertical



No.	Mk.	Freq.	Reading Level	Correct Factor	Measurement	Limit	Margin	Detector	Comment
		MHz	dBuV	dB	dBuV/m	dBuV/m	dB		
1	*	5261.200	48.14	38.38	86.52	54.00	32.52	AVG	NO LIMIT
2	X	5259.000	57.05	38.37	95.42	68.30	27.12	peak	NO LIMIT

Orthogonal Axis :	X
Test Mode :	UNII-2A/ TX A Mode 5260MHz

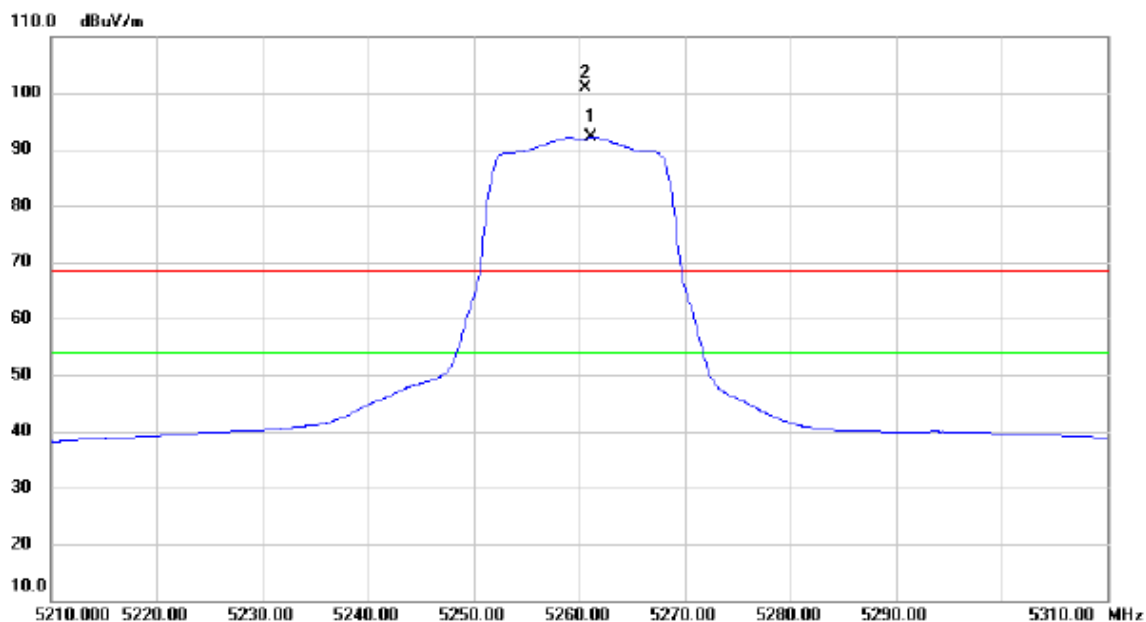
Vertical



No.	Mk.	Freq. MHz	Reading Level dBuV	Correct Factor dB	Measure- ment dBuV/m	Limit dBuV/m	Margin dB	Detector	Comment
1	*	10520.30	28.46	13.76	42.22	54.00	-11.78	AVG	
2		10521.75	39.95	13.76	53.71	68.30	-14.59	peak	

Orthogonal Axis :	X
Test Mode :	UNII-2A/ TX A Mode 5260MHz

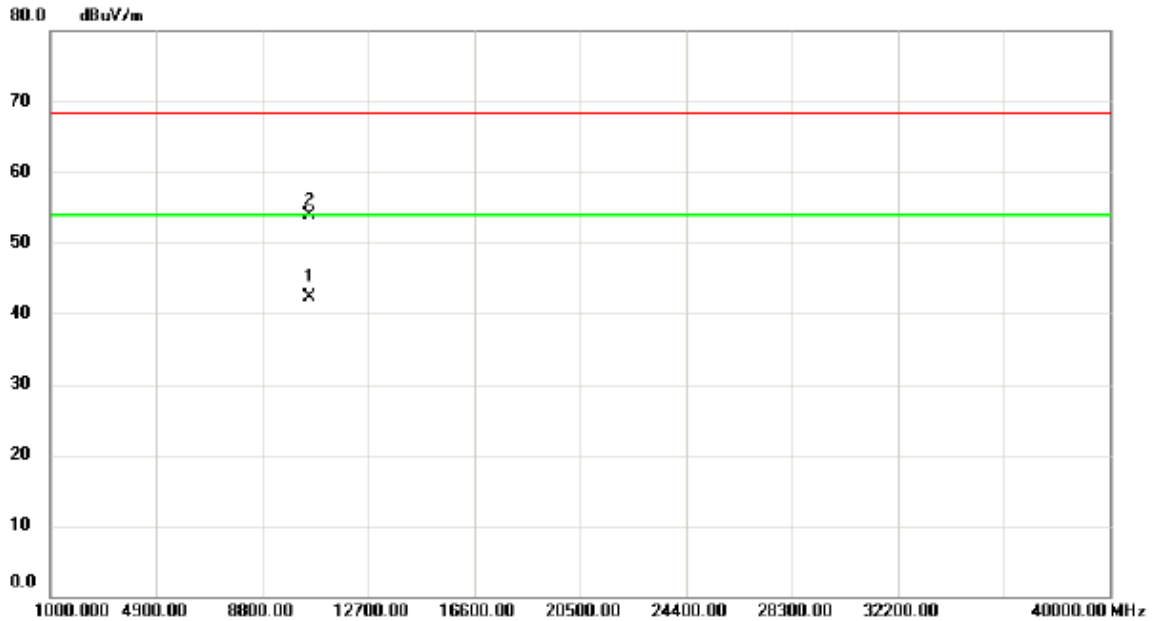
Horizontal



No.	Mk.	Freq. MHz	Reading Level dBuV	Correct Factor dB	Measure- ment dBuV/m	Limit dBuV/m	Margin dB	Detector	Comment
1	*	5261.100	53.85	38.38	92.23	54.00	38.23	AVG	NO LIMIT
2	X	5260.600	62.45	38.38	100.83	68.30	32.53	peak	NO LIMIT

Orthogonal Axis :	X
Test Mode :	UNII-2A/ TX A Mode 5260MHz

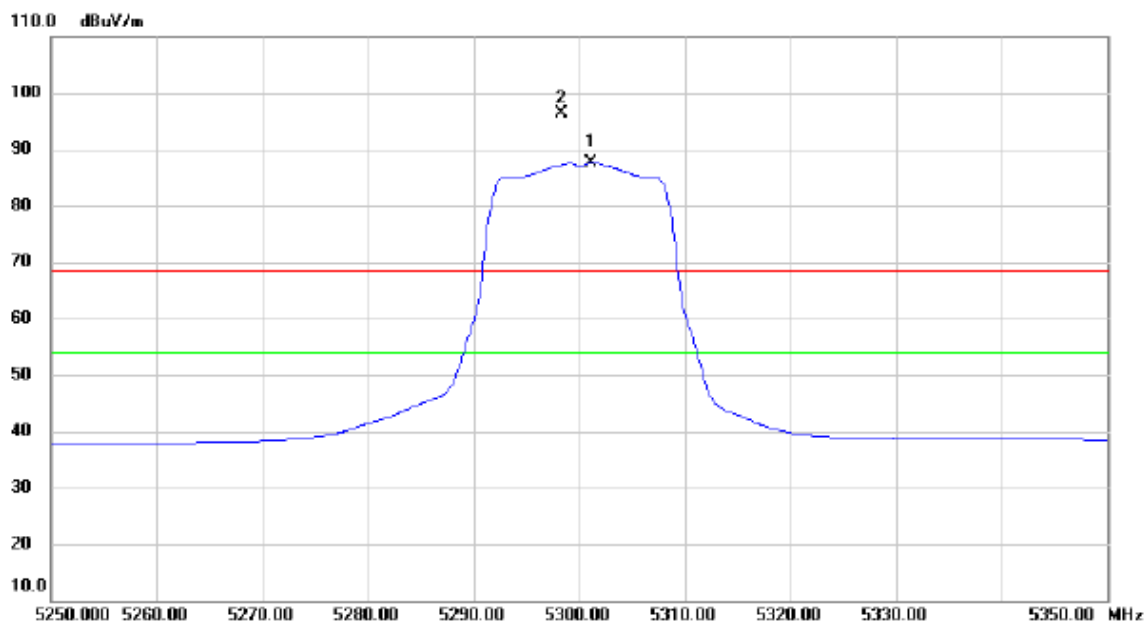
Horizontal



No.	Mk.	Freq.	Reading Level	Correct Factor	Measurement	Limit	Margin	Detector	Comment
		MHz	dBuV	dB	dBuV/m	dBuV/m	dB		
1	*	10520.80	28.50	13.76	42.26	54.00	-11.74	AVG	
2		10521.30	40.15	13.76	53.91	68.30	-14.39	peak	

Orthogonal Axis :	X
Test Mode :	UNII-2A/ TX A Mode 5300MHz

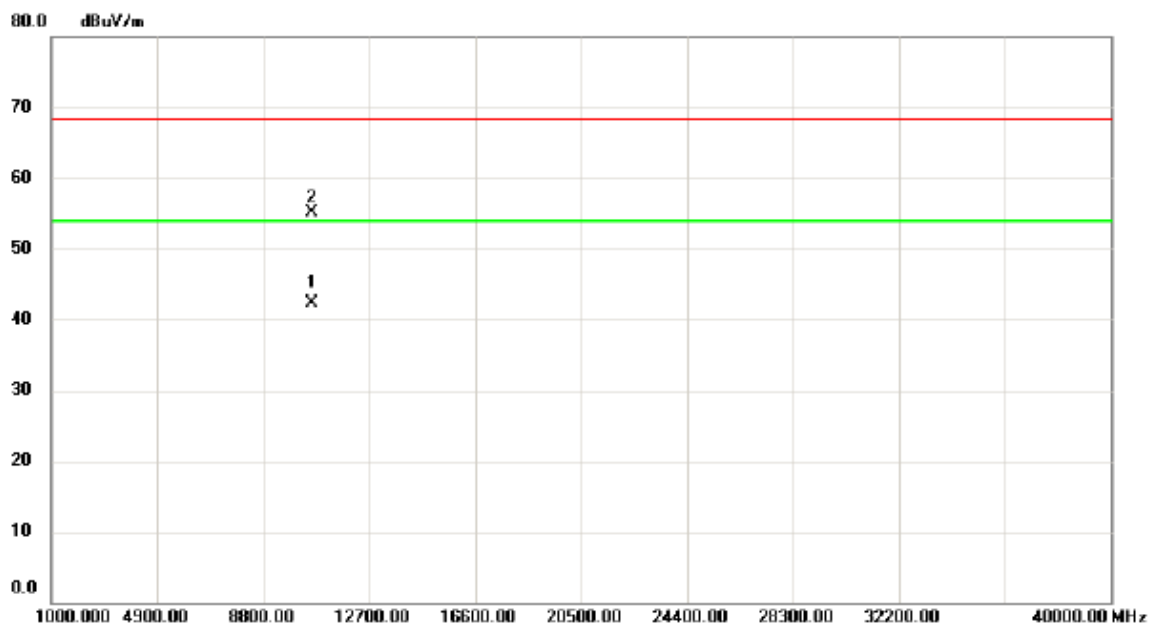
Vertical



No.	Mk.	Freq. MHz	Reading Level dBuV	Correct Factor dB	Measure- ment dBuV/m	Limit dBuV/m	Margin dB	Detector	Comment
1	*	5301.200	49.13	38.56	87.69	54.00	33.69	AVG	NO LIMIT
2	X	5298.300	57.83	38.54	96.37	68.30	28.07	peak	NO LIMIT

Orthogonal Axis :	X
Test Mode :	UNII-2A/ TX A Mode 5300MHz

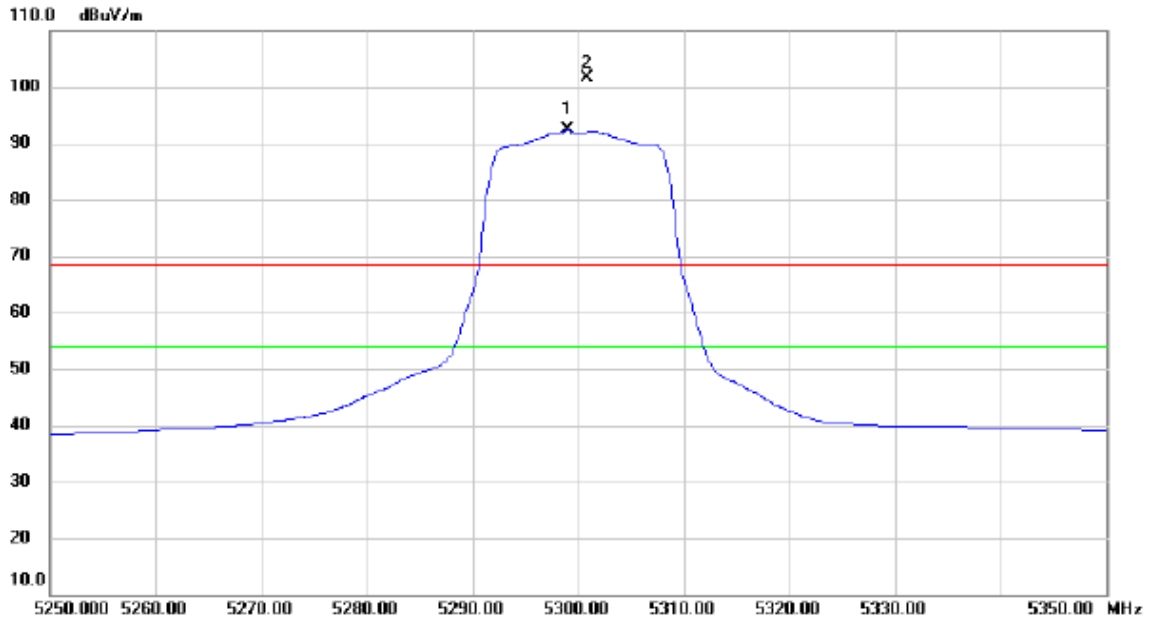
Vertical



No.	Mk.	Freq. MHz	Reading Level dBuV	Correct Factor dB	Measure- ment dBuV/m	Limit dBuV/m	Margin dB	Detector	Comment
1	*	10600.70	28.14	14.08	42.22	54.00	-11.78	AVG	
2		10601.75	41.05	14.09	55.14	68.30	-13.16	peak	

Orthogonal Axis :	X
Test Mode :	UNII-2A/ TX A Mode 5300MHz

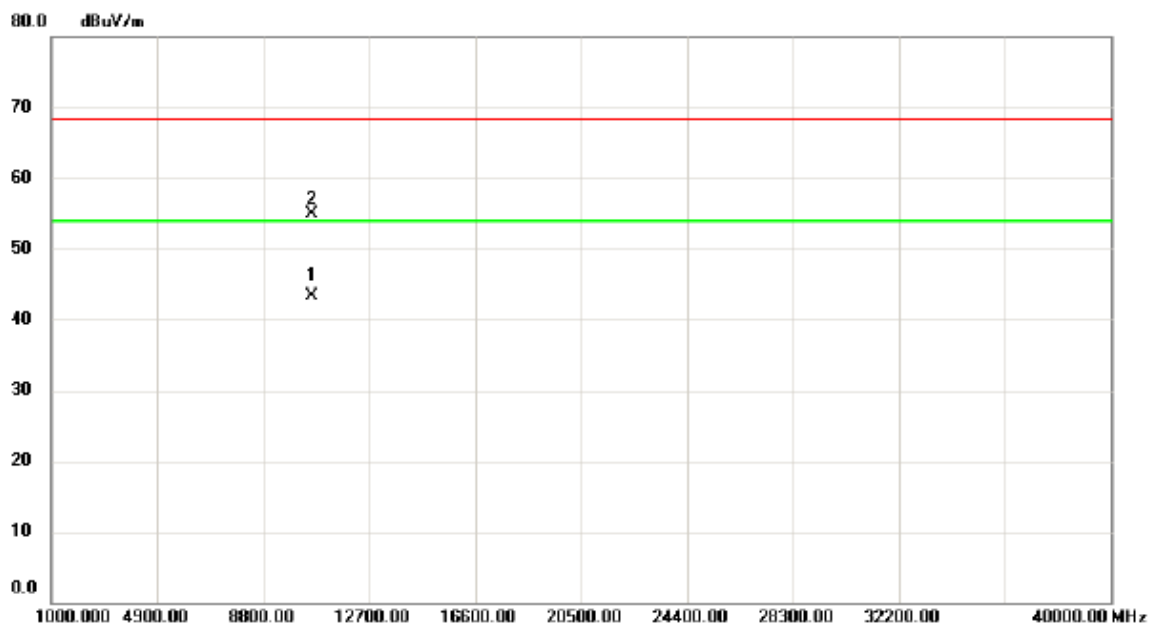
Horizontal



No.	Mk.	Freq.	Reading Level	Correct Factor	Measurement	Limit	Margin		
		MHz	dBuV	dB	dBuV/m	dBuV/m	dB	Detector	Comment
1	*	5299.000	53.77	38.56	92.33	54.00	38.33	AVG	NO LIMIT
2	X	5300.800	63.11	38.56	101.67	68.30	33.37	peak	NO LIMIT

Orthogonal Axis :	X
Test Mode :	UNII-2A/ TX A Mode 5300MHz

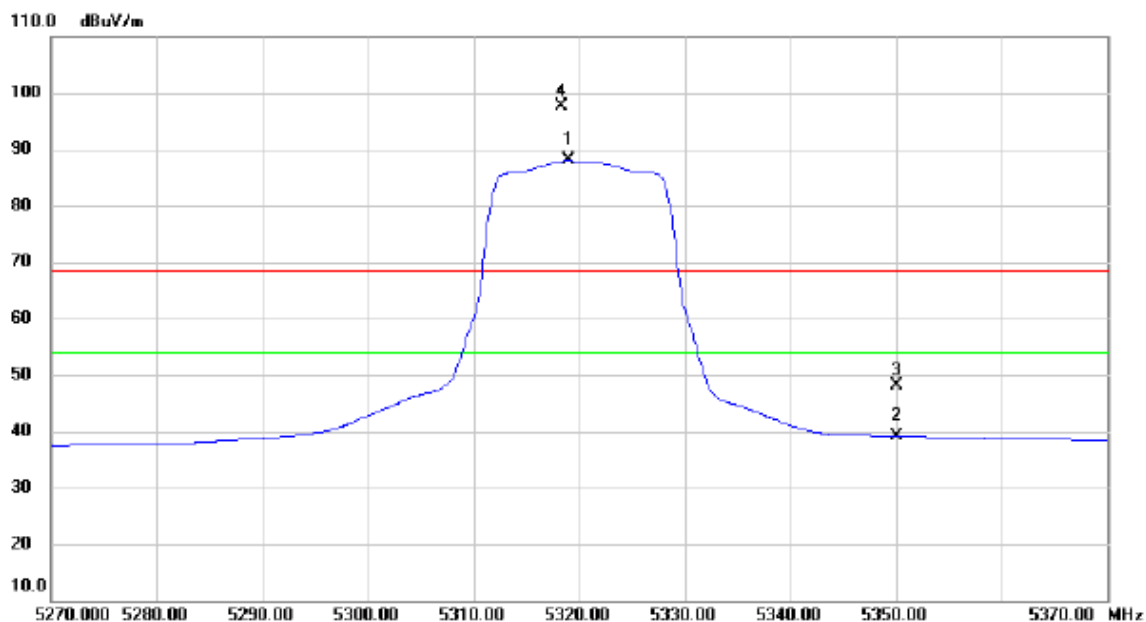
Horizontal



No.	Mk.	Freq. MHz	Reading Level dBuV	Correct Factor dB	Measure- ment dBuV/m	Limit dBuV/m	Margin dB	Detector	Comment
1	*	10600.10	29.18	14.08	43.26	54.00	-10.74	AVG	
2		10601.40	40.80	14.09	54.89	68.30	-13.41	peak	

Orthogonal Axis :	X
Test Mode :	UNII-2A/ TX A Mode 5320MHz

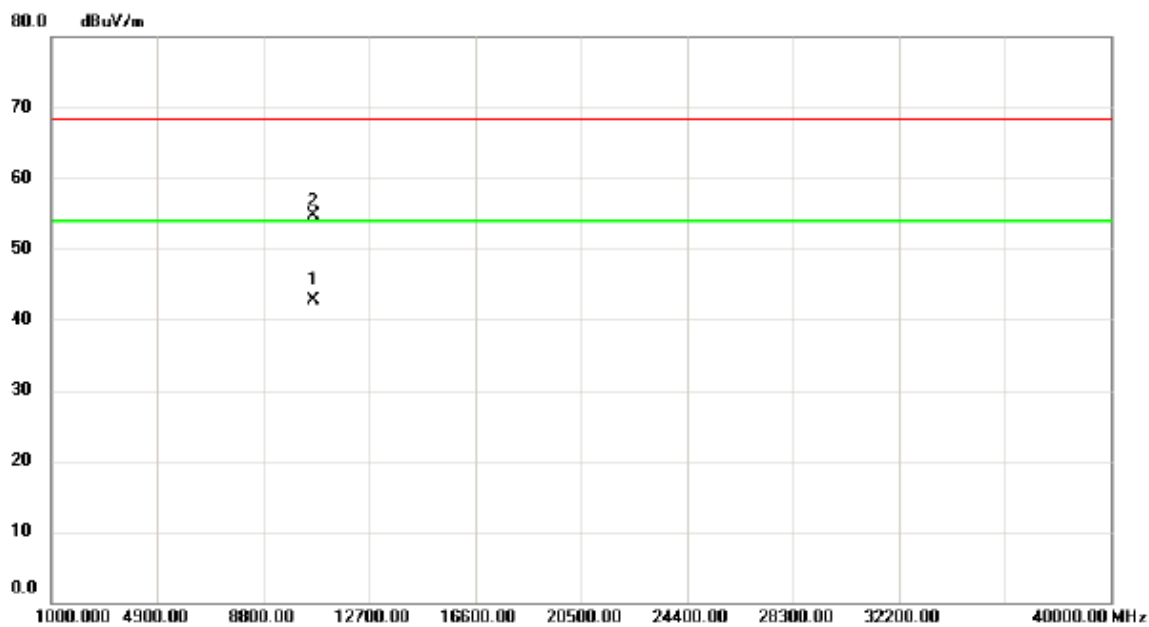
Vertical



No.	Mk.	Freq.	Reading Level	Correct Factor	Measurement	Limit	Margin		
		MHz	dBuV	dB	dBuV/m	dBuV/m	dB	Detector	Comment
1	*	5319.000	49.47	38.64	88.11	54.00	34.11	AVG	NO LIMIT
2		5350.000	0.37	38.78	39.15	54.00	-14.85	AVG	
3		5350.000	9.44	38.78	48.22	68.30	-20.08	peak	
4	X	5318.300	58.88	38.64	97.52	68.30	29.22	peak	NO LIMIT

Orthogonal Axis :	X
Test Mode :	UNII-2A/ TX A Mode 5320MHz

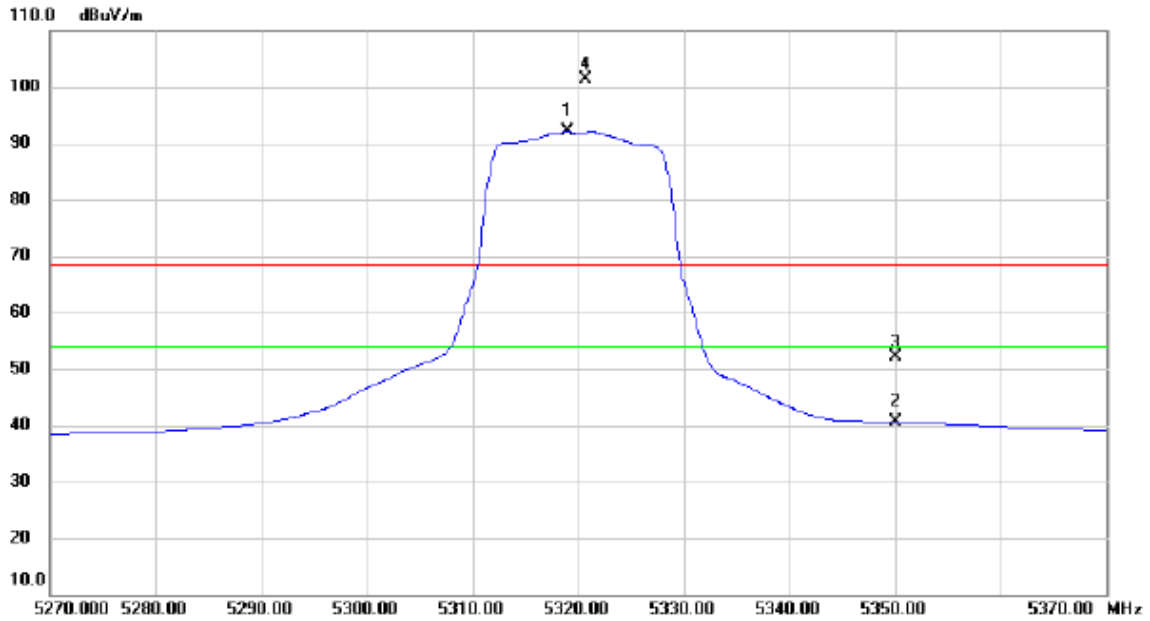
Vertical



No.	Mk.	Freq. MHz	Reading Level dBuV	Correct Factor dB	Measure- ment dBuV/m	Limit dBuV/m	Margin dB	Detector	Comment
1	*	10639.90	28.39	14.25	42.64	54.00	-11.36	AVG	
2		10640.80	40.42	14.25	54.67	68.30	-13.63	peak	

Orthogonal Axis :	X
Test Mode :	UNII-2A/ TX A Mode 5320MHz

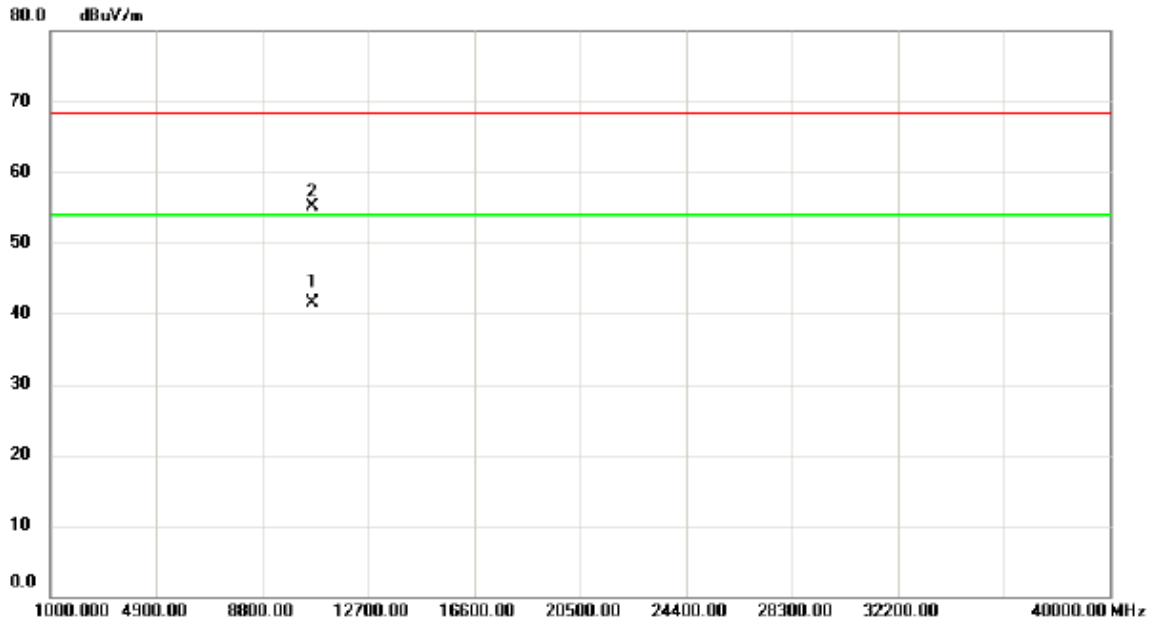
Horizontal



No.	Mk.	Freq.	Reading Level	Correct Factor	Measurement	Limit	Margin		
		MHz	dBuV	dB	dBuV/m	dBuV/m	dB	Detector	Comment
1	*	5319.000	53.51	38.64	92.15	54.00	38.15	AVG	NO LIMIT
2		5350.000	1.76	38.78	40.54	54.00	-13.46	AVG	
3		5350.000	13.38	38.78	52.16	68.30	-16.14	peak	
4	X	5320.700	62.79	38.65	101.44	68.30	33.14	peak	NO LIMIT

Orthogonal Axis :	X
Test Mode :	UNII-2A/ TX A Mode 5320MHz

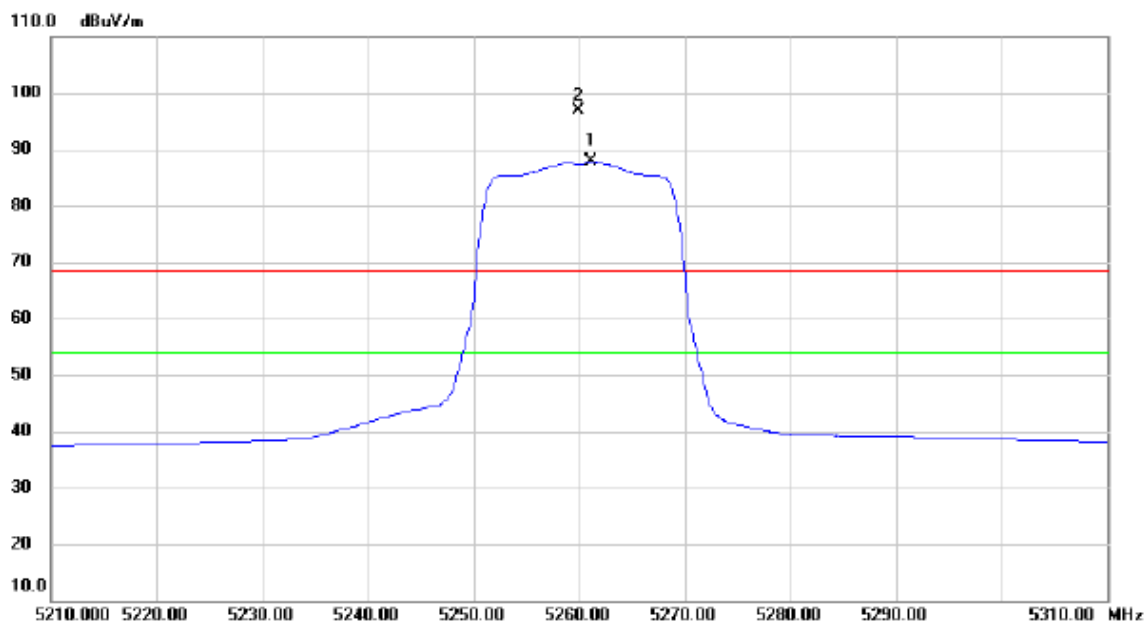
Horizontal



No.	Mk.	Freq. MHz	Reading Level dBuV	Correct Factor dB	Measure- ment dBuV/m	Limit dBuV/m	Margin dB	Detector	Comment
1	*	10639.40	27.25	14.24	41.49	54.00	-12.51	AVG	
2		10640.15	40.78	14.25	55.03	68.30	-13.27	peak	

Orthogonal Axis :	X
Test Mode :	UNII-2A/ TX N20 Mode 5260MHz

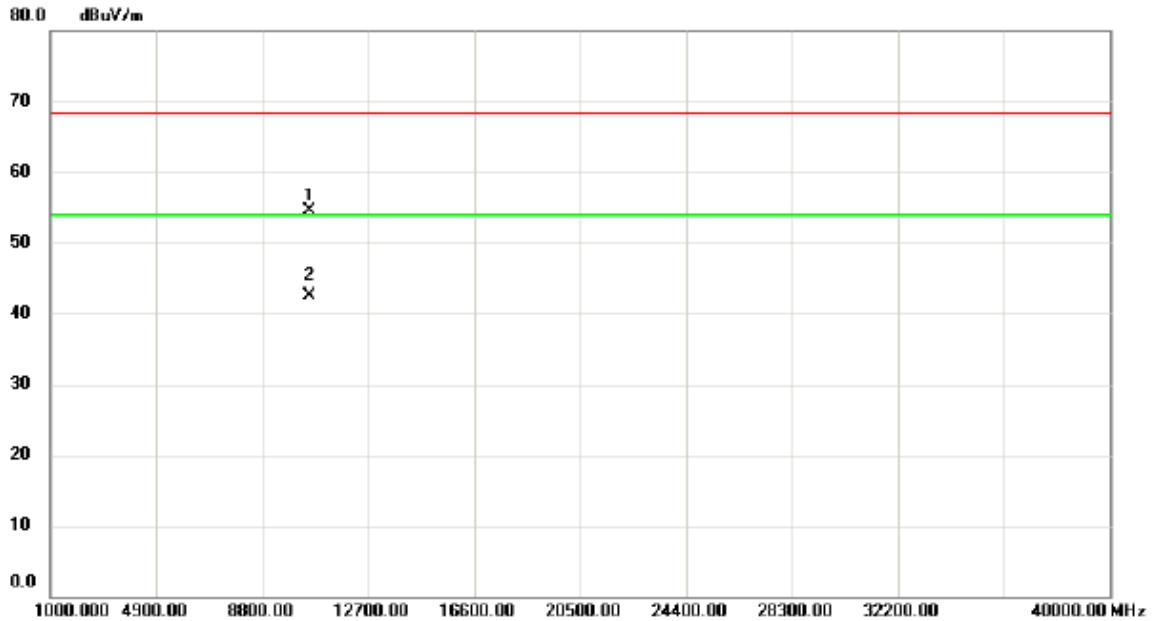
Vertical



No.	Mk.	Freq.	Reading Level	Correct Factor	Measurement	Limit	Margin		
		MHz	dBuV	dB	dBuV/m	dBuV/m	dB	Detector	Comment
1	*	5261.200	49.51	38.38	87.89	54.00	33.89	AVG	NO LIMIT
2	X	5259.900	58.51	38.38	96.89	68.30	28.59	peak	NO LIMIT

Orthogonal Axis :	X
Test Mode :	UNII-2A/ TX N20 Mode 5260MHz

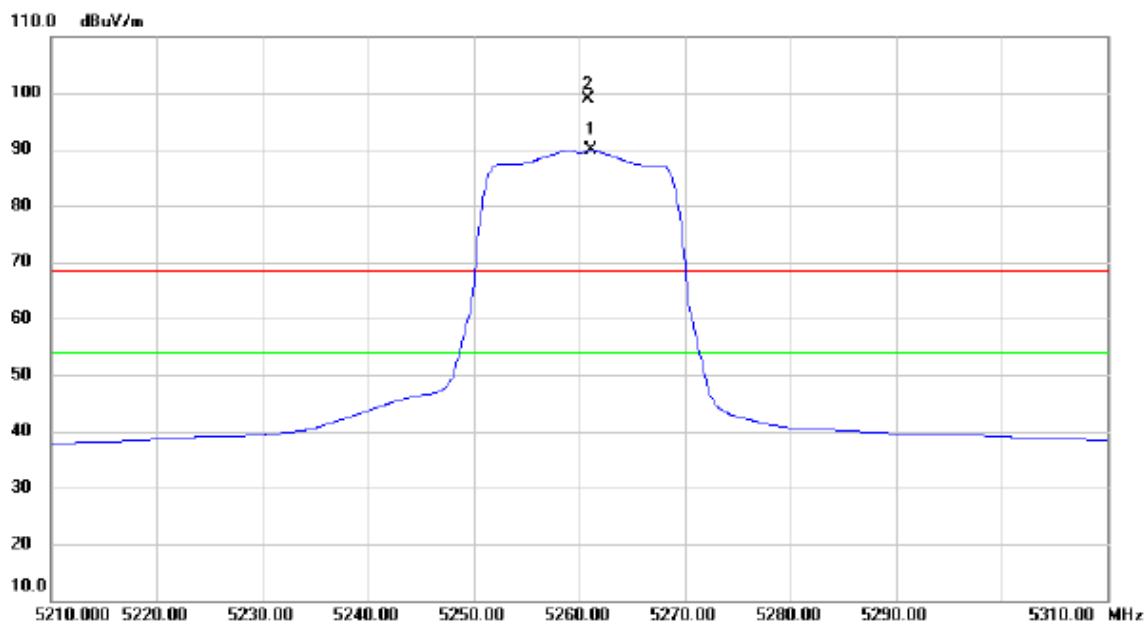
Vertical



No.	Mk.	Freq. MHz	Reading Level dBuV	Correct Factor dB	Measure- ment dBuV/m	Limit dBuV/m	Margin dB	Detector	Comment
1		10520.70	40.81	13.76	54.57	68.30	-13.73	peak	
2	*	10521.50	28.68	13.76	42.44	54.00	-11.56	AVG	

Orthogonal Axis :	X
Test Mode :	UNII-2A/ TX N20 Mode 5260MHz

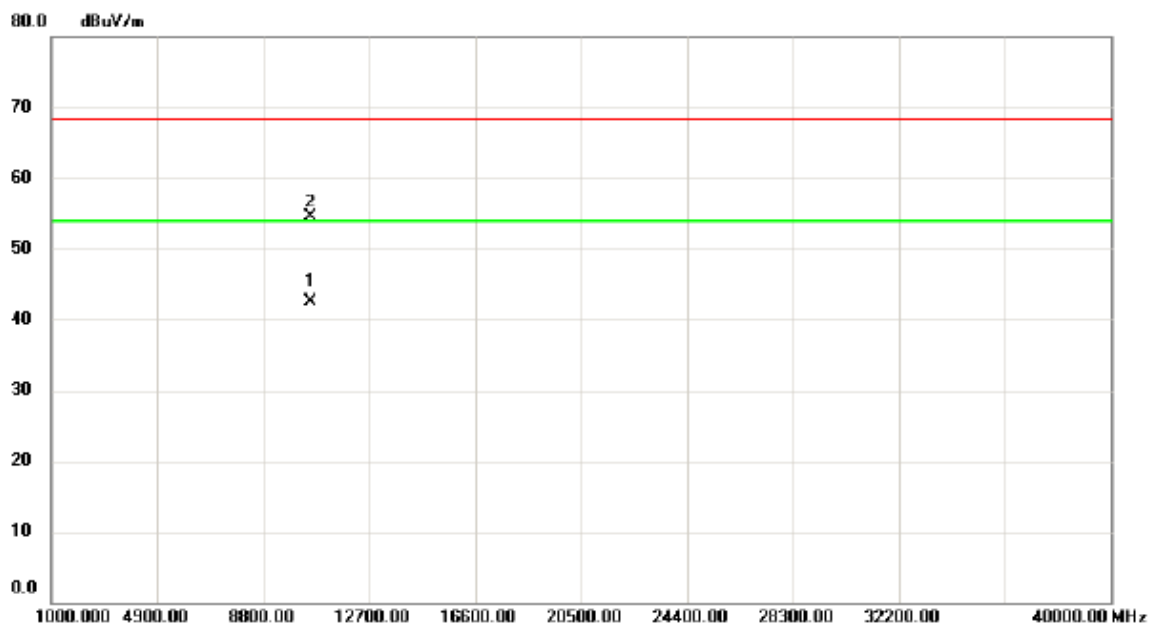
Horizontal



No.	Mk.	Freq.	Reading Level	Correct Factor	Measurement	Limit	Margin		
		MHz	dBuV	dB	dBuV/m	dBuV/m	dB	Detector	Comment
1	*	5261.200	51.53	38.38	89.91	54.00	35.91	AVG	NO LIMIT
2	X	5260.900	60.54	38.38	98.92	68.30	30.62	peak	NO LIMIT

Orthogonal Axis :	X
Test Mode :	UNII-2A/ TX N20 Mode 5260MHz

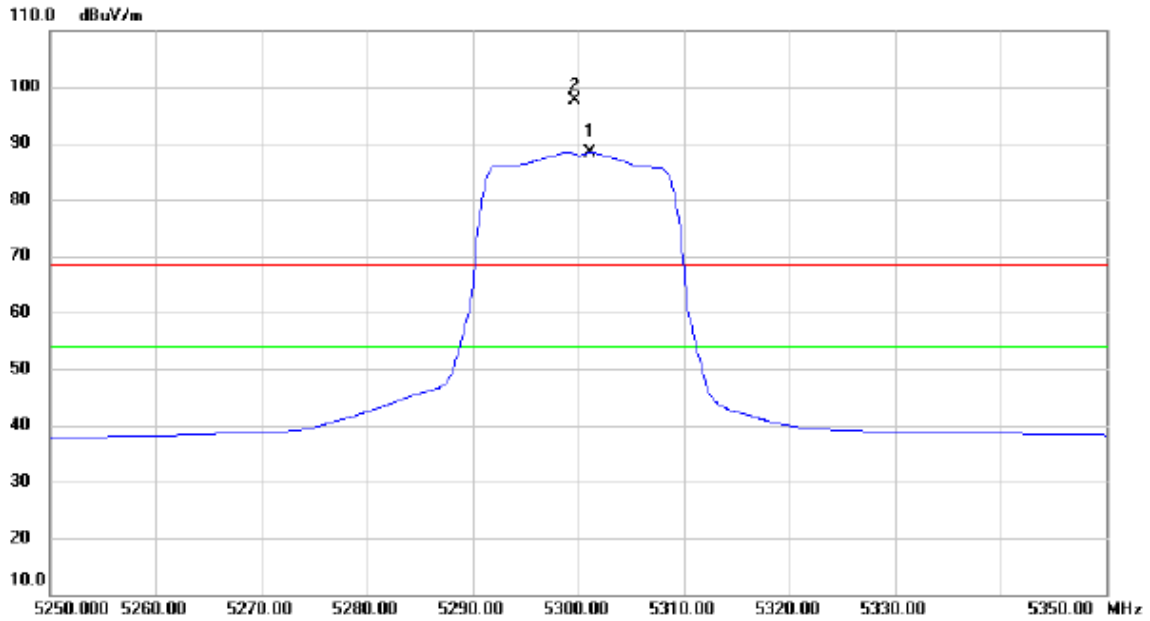
Horizontal



No.	Mk.	Freq. MHz	Reading Level dBuV	Correct Factor dB	Measure- ment dBuV/m	Limit dBuV/m	Margin dB	Detector	Comment
1	*	10520.70	28.72	13.76	42.48	54.00	-11.52	AVG	
2		10521.80	40.68	13.76	54.44	68.30	-13.86	peak	

Orthogonal Axis :	X
Test Mode :	UNII-2A/ TX N20 Mode 5300MHz

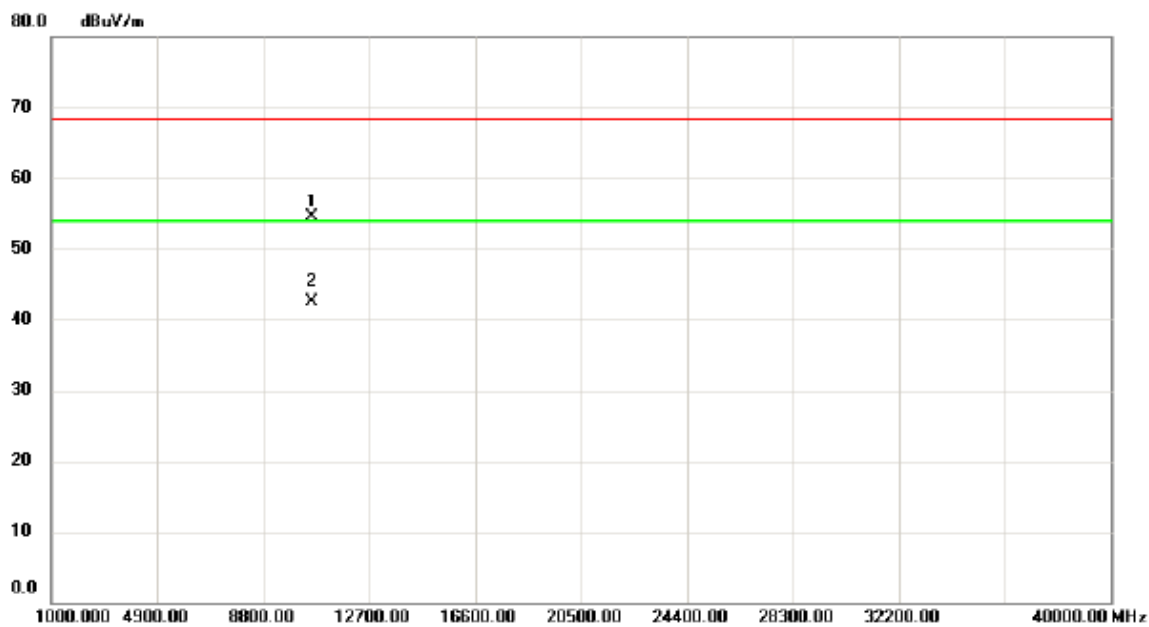
Vertical



No.	Mk.	Freq. MHz	Reading Level dBuV	Correct Factor dB	Measure- ment dBuV/m	Limit dBuV/m	Margin dB	Detector	Comment
1	*	5301.200	49.91	38.56	88.47	54.00	34.47	AVG	NO LIMIT
2	X	5299.700	59.19	38.56	97.75	68.30	29.45	peak	NO LIMIT

Orthogonal Axis :	X
Test Mode :	UNII-2A/ TX N20 Mode 5300MHz

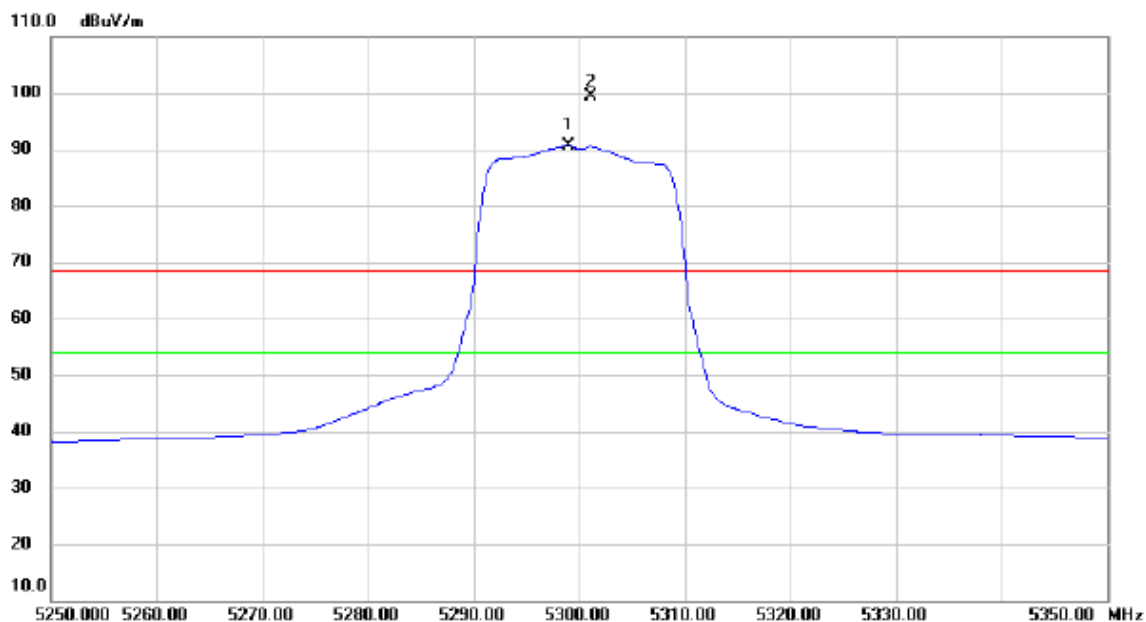
Vertical



No.	Mk.	Freq. MHz	Reading Level dBuV	Correct Factor dB	Measure- ment dBuV/m	Limit dBuV/m	Margin dB	Detector	Comment
1		10600.74	40.48	14.08	54.56	68.30	-13.74	peak	
2	*	10601.90	28.37	14.09	42.46	54.00	-11.54	AVG	

Orthogonal Axis :	X
Test Mode :	UNII-2A/ TX N20 Mode 5300MHz

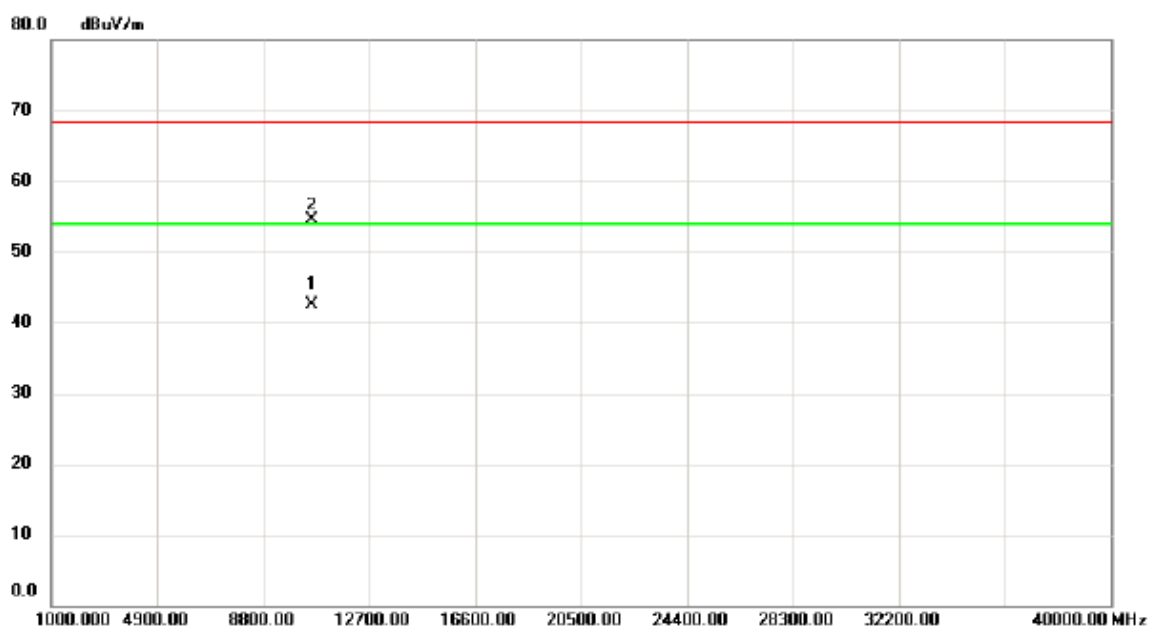
Horizontal



No.	Mk.	Freq.	Reading Level	Correct Factor	Measurement	Limit	Margin		
		MHz	dBuV	dB	dBuV/m	dBuV/m	dB	Detector	Comment
1	*	5299.000	52.14	38.56	90.70	54.00	36.70	AVG	NO LIMIT
2	X	5301.100	60.89	38.56	99.45	68.30	31.15	peak	NO LIMIT

Orthogonal Axis :	X
Test Mode :	UNII-2A/ TX N20 Mode 5300MHz

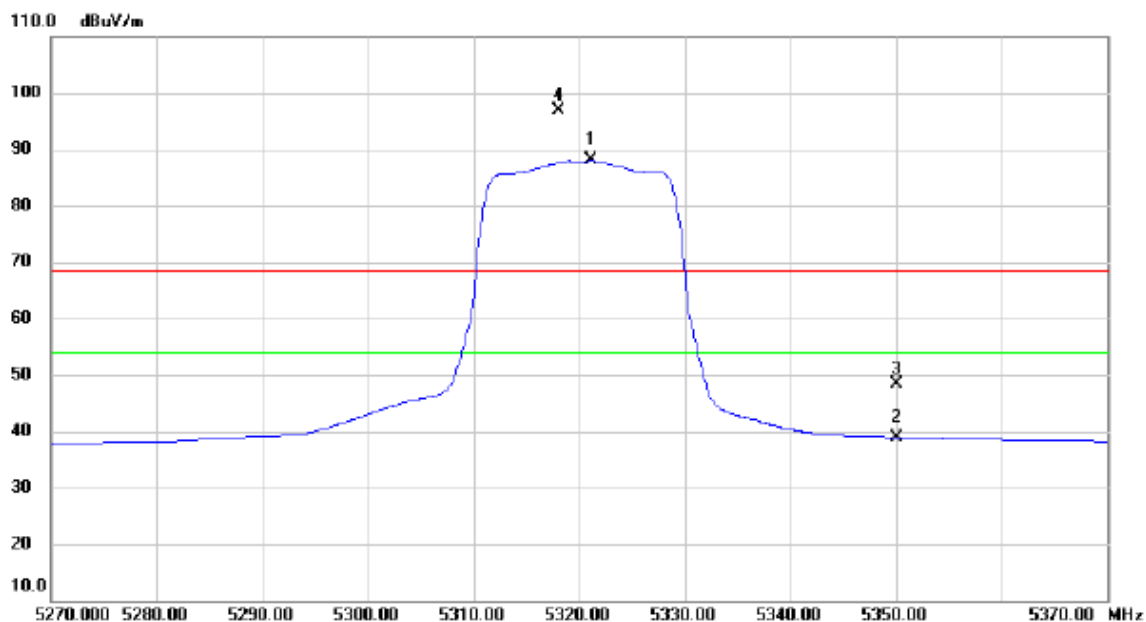
Horizontal



No.	Mk.	Freq. MHz	Reading Level dBuV	Correct Factor dB	Measure- ment dBuV/m	Limit dBuV/m	Margin dB	Detector	Comment
1	*	10600.40	28.45	14.08	42.53	54.00	-11.47	AVG	
2		10601.90	40.40	14.09	54.49	68.30	-13.81	peak	

Orthogonal Axis :	X
Test Mode :	UNII-2A/ TX N20 Mode 5320MHz

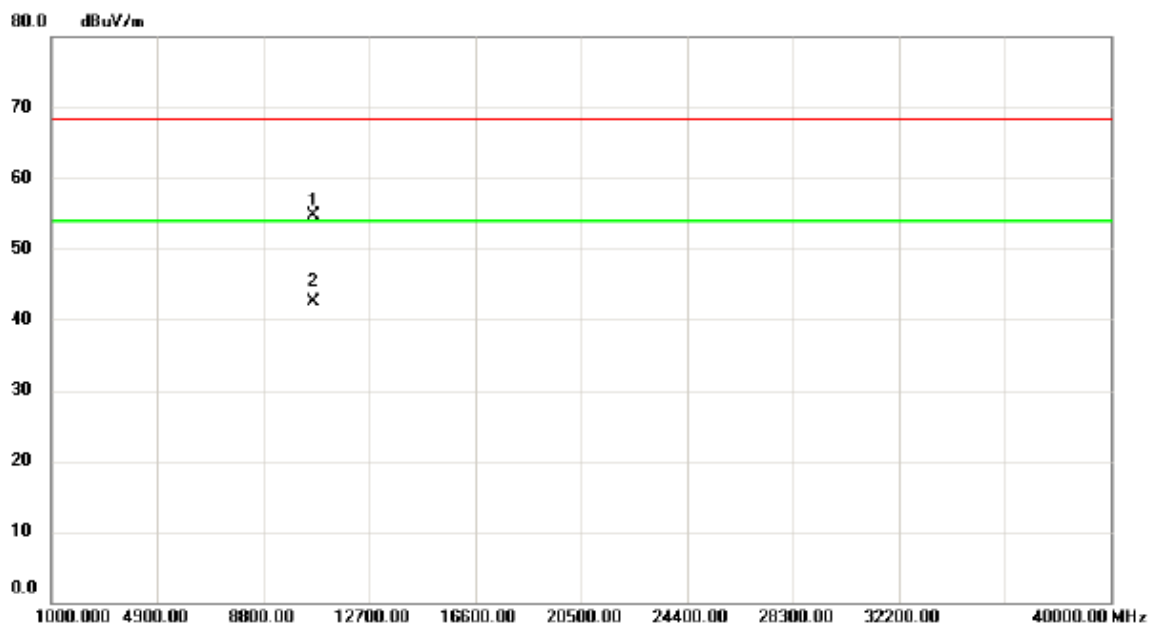
Vertical



No.	Mk.	Freq.	Reading Level	Correct Factor	Measurement	Limit	Margin		
		MHz	dBuV	dB	dBuV/m	dBuV/m	dB	Detector	Comment
1	*	5321.200	49.43	38.65	88.08	54.00	34.08	AVG	NO LIMIT
2		5350.000	0.13	38.78	38.91	54.00	-15.09	AVG	
3		5350.000	9.51	38.78	48.29	68.30	-20.01	peak	
4	X	5318.000	58.18	38.64	96.82	68.30	28.52	peak	NO LIMIT

Orthogonal Axis :	X
Test Mode :	UNII-2A/ TX N20 Mode 5320MHz

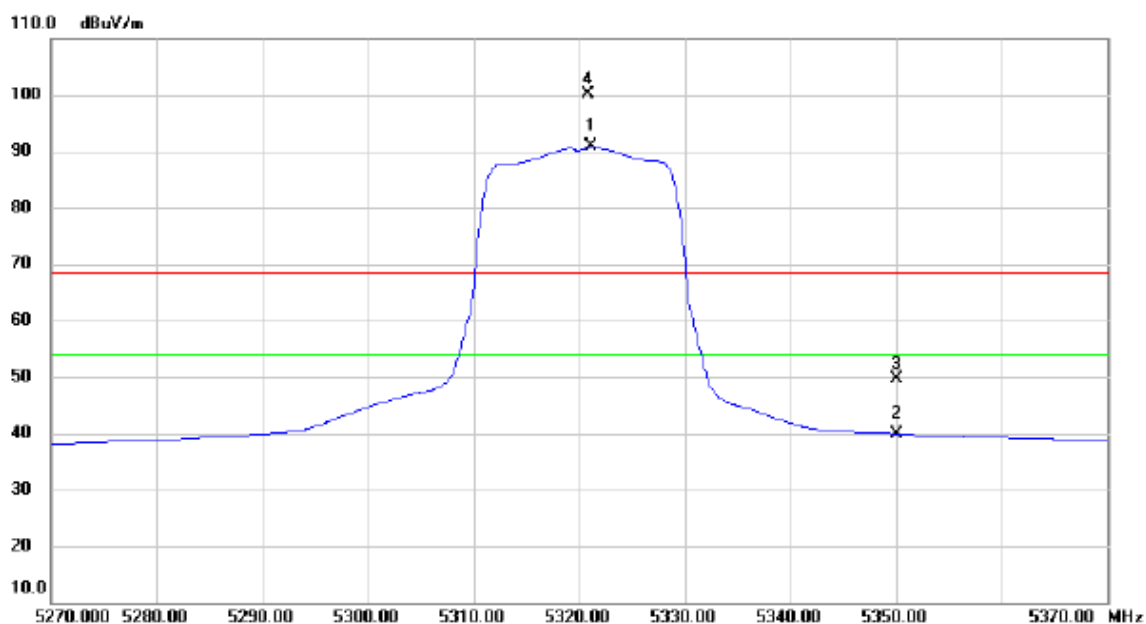
Vertical



No.	Mk.	Freq. MHz	Reading Level dBuV	Correct Factor dB	Measure- ment dBuV/m	Limit dBuV/m	Margin dB	Detector	Comment
1		10640.80	40.37	14.25	54.62	68.30	-13.68	peak	
2	*	10641.10	28.25	14.25	42.50	54.00	-11.50	AVG	

Orthogonal Axis :	X
Test Mode :	UNII-2A/ TX N20 Mode 5320MHz

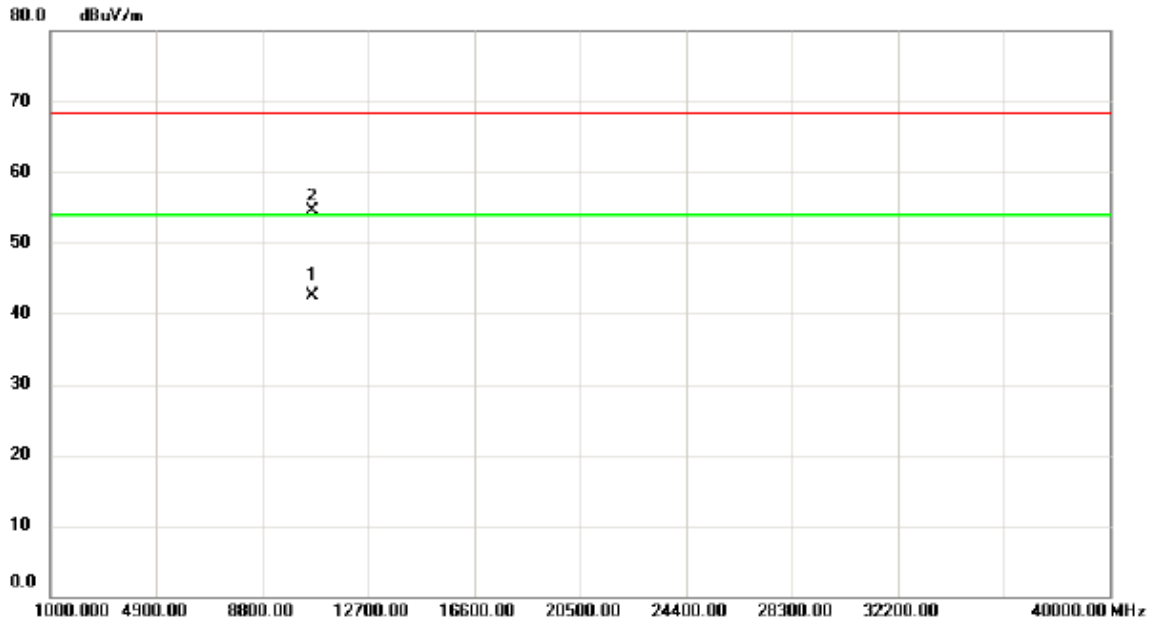
Horizontal



No.	Mk.	Freq.	Reading Level	Correct Factor	Measurement	Limit	Margin		
		MHz	dBuV	dB	dBuV/m	dBuV/m	dB	Detector	Comment
1	*	5321.200	52.17	38.65	90.82	54.00	36.82	AVG	NO LIMIT
2		5350.000	1.16	38.78	39.94	54.00	-14.06	AVG	
3		5350.000	10.78	38.78	49.56	68.30	-18.74	peak	
4	X	5320.900	61.49	38.65	100.14	68.30	31.84	peak	NO LIMIT

Orthogonal Axis :	X
Test Mode :	UNII-2A/ TX N20 Mode 5320MHz

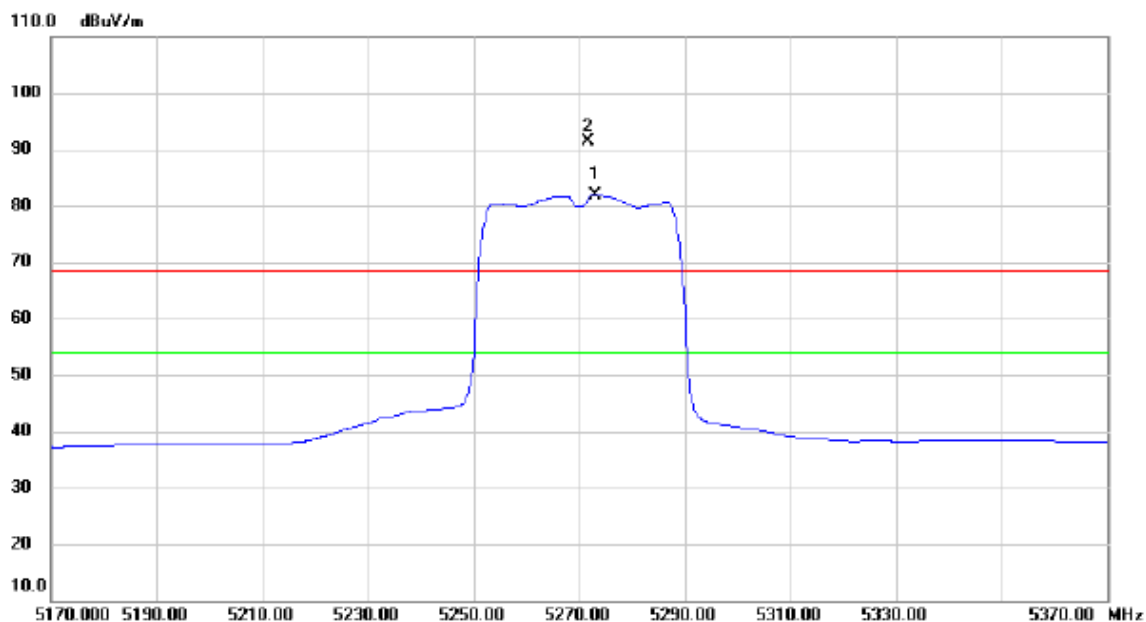
Horizontal



No.	Mk.	Freq.	Reading Level	Correct Factor	Measurement	Limit	Margin	Detector	Comment
		MHz	dBuV	dB	dBuV/m	dBuV/m	dB		
1	*	10640.50	28.35	14.25	42.60	54.00	-11.40	AVG	
2		10640.62	40.22	14.25	54.47	68.30	-13.83	peak	

Orthogonal Axis :	X
Test Mode :	UNII-2A/ TX N40 Mode 5270MHz

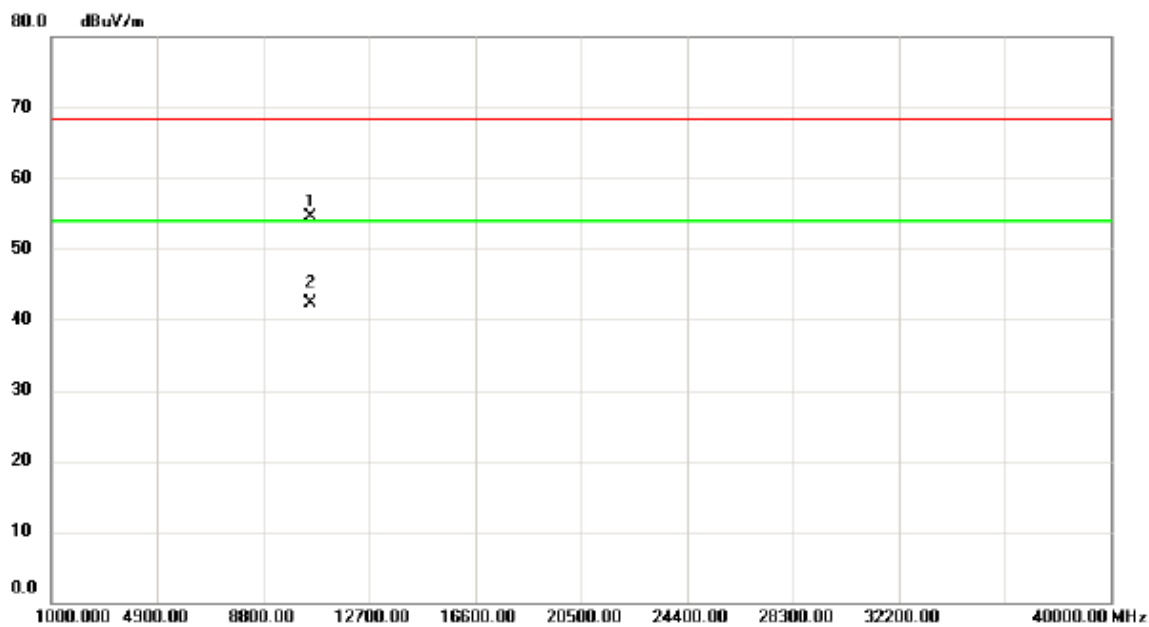
Vertical



No.	Mk.	Freq.	Reading Level	Correct Factor	Measurement	Limit	Margin		
		MHz	dBuV	dB	dBuV/m	dBuV/m	dB	Detector	Comment
1	*	5273.200	43.40	38.44	81.84	54.00	27.84	AVG	NO LIMIT
2	X	5271.800	52.89	38.43	91.32	68.30	23.02	peak	NO LIMIT

Orthogonal Axis :	X
Test Mode :	UNII-2A/ TX N40 Mode 5270MHz

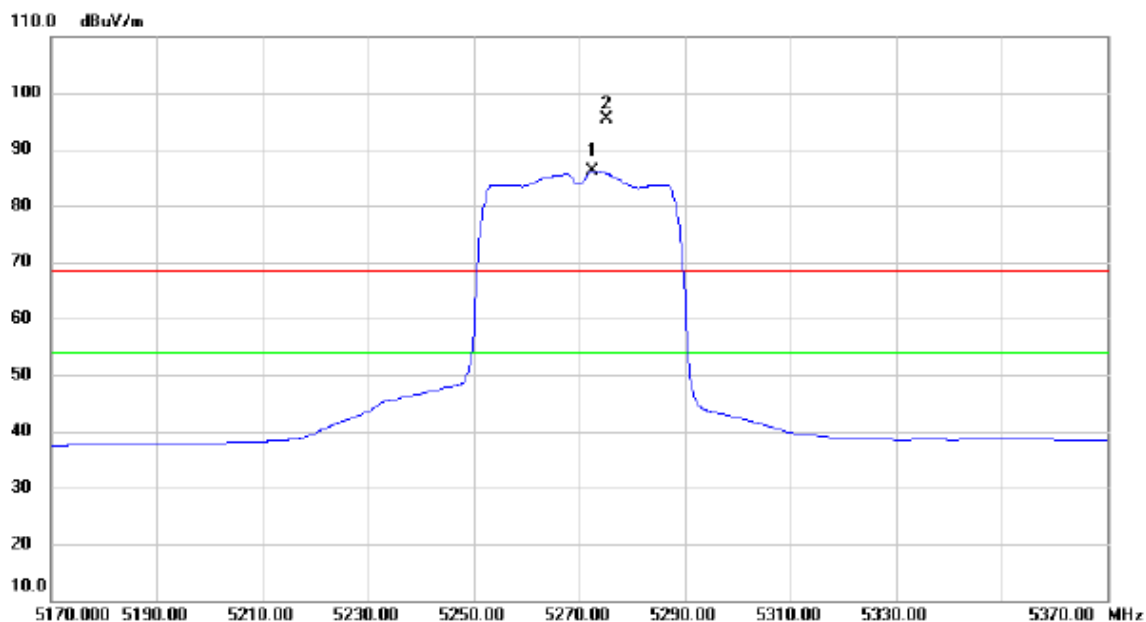
Vertical



No.	Mk.	Freq. MHz	Reading Level dBuV	Correct Factor dB	Measure- ment dBuV/m	Limit dBuV/m	Margin dB	Detector	Comment
1		10540.42	40.76	13.84	54.60	68.30	-13.70	peak	
2	*	10540.80	28.45	13.84	42.29	54.00	-11.71	AVG	

Orthogonal Axis :	X
Test Mode :	UNII-2A/ TX N40 Mode 5270MHz

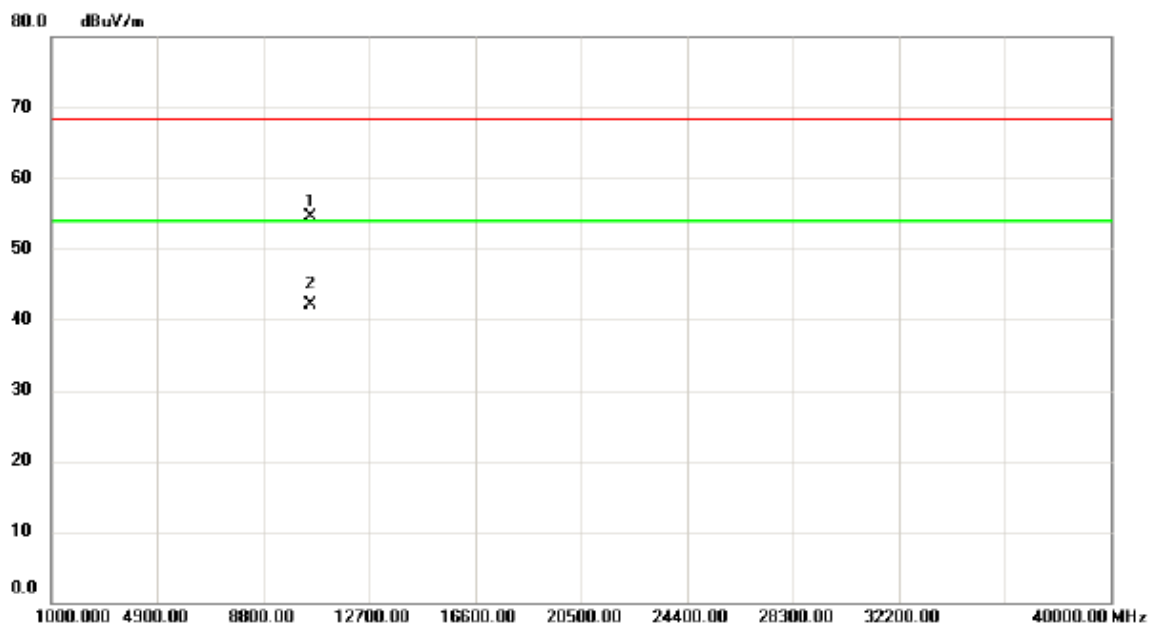
Horizontal



No.	Mk.	Freq. MHz	Reading Level dBuV	Correct Factor dB	Measure- ment dBuV/m	Limit dBuV/m	Margin dB	Detector	Comment
1	*	5272.600	47.75	38.44	86.19	54.00	32.19	AVG	NO LIMIT
2	X	5275.200	56.93	38.45	95.38	68.30	27.08	peak	NO LIMIT

Orthogonal Axis :	X
Test Mode :	UNII-2A/ TX N40 Mode 5270MHz

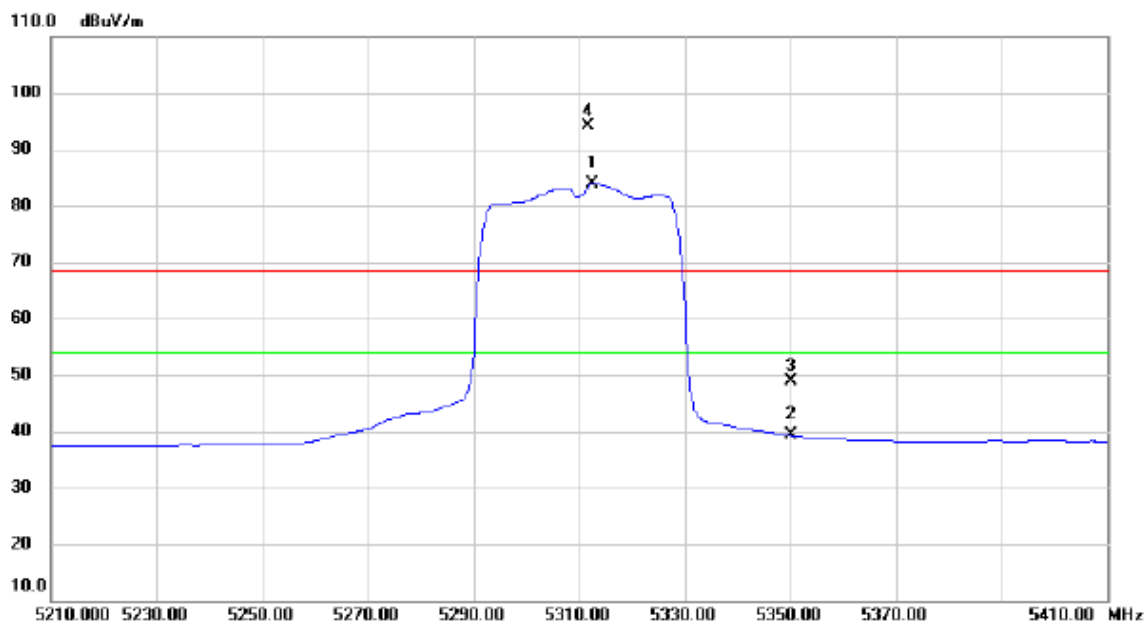
Horizontal



No.	Mk.	Freq. MHz	Reading Level dBuV	Correct Factor dB	Measure- ment dBuV/m	Limit dBuV/m	Margin dB	Detector	Comment
1		10540.24	40.65	13.84	54.49	68.30	-13.81	peak	
2	*	10540.50	28.34	13.84	42.18	54.00	-11.82	AVG	

Orthogonal Axis :	X
Test Mode :	UNII-2A/ TX N40 Mode 5310MHz

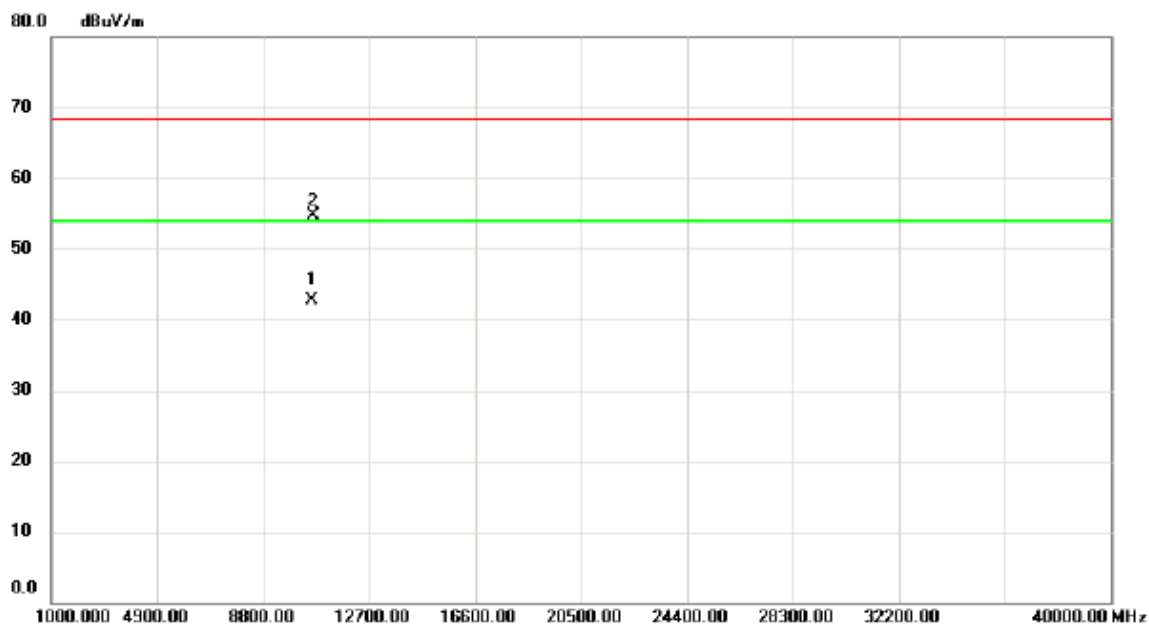
Vertical



No.	Mk.	Freq.	Reading Level	Correct Factor	Measurement	Limit	Margin		
		MHz	dBuV	dB	dBuV/m	dBuV/m	dB	Detector	Comment
1	*	5312.600	45.27	38.61	83.88	54.00	29.88	AVG	NO LIMIT
2		5350.000	0.48	38.78	39.26	54.00	-14.74	AVG	
3		5350.000	10.13	38.78	48.91	68.30	-19.39	peak	
4	X	5311.800	55.50	38.60	94.10	68.30	25.80	peak	NO LIMIT

Orthogonal Axis :	X
Test Mode :	UNII-2A/ TX N40 Mode 5310MHz

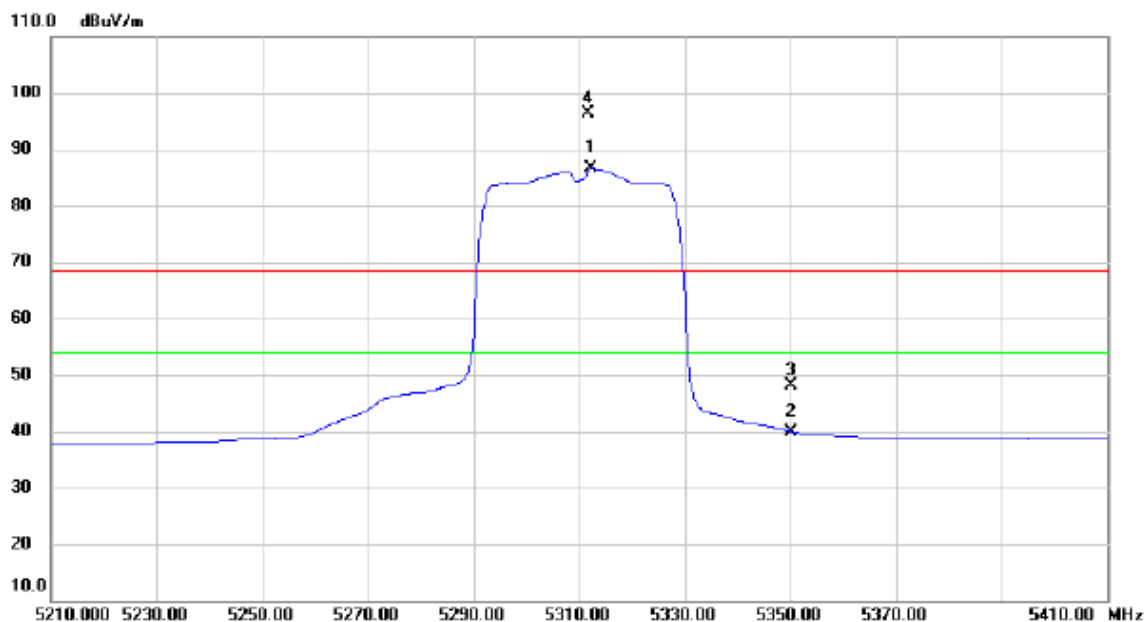
Vertical



No.	Mk.	Freq. MHz	Reading Level dBuV	Correct Factor dB	Measure- ment dBuV/m	Limit dBuV/m	Margin dB	Detector	Comment
1	*	10619.50	28.45	14.17	42.62	54.00	-11.38	AVG	
2		10620.90	40.53	14.17	54.70	68.30	-13.60	peak	

Orthogonal Axis :	X
Test Mode :	UNII-2A/ TX N40 Mode 5310MHz

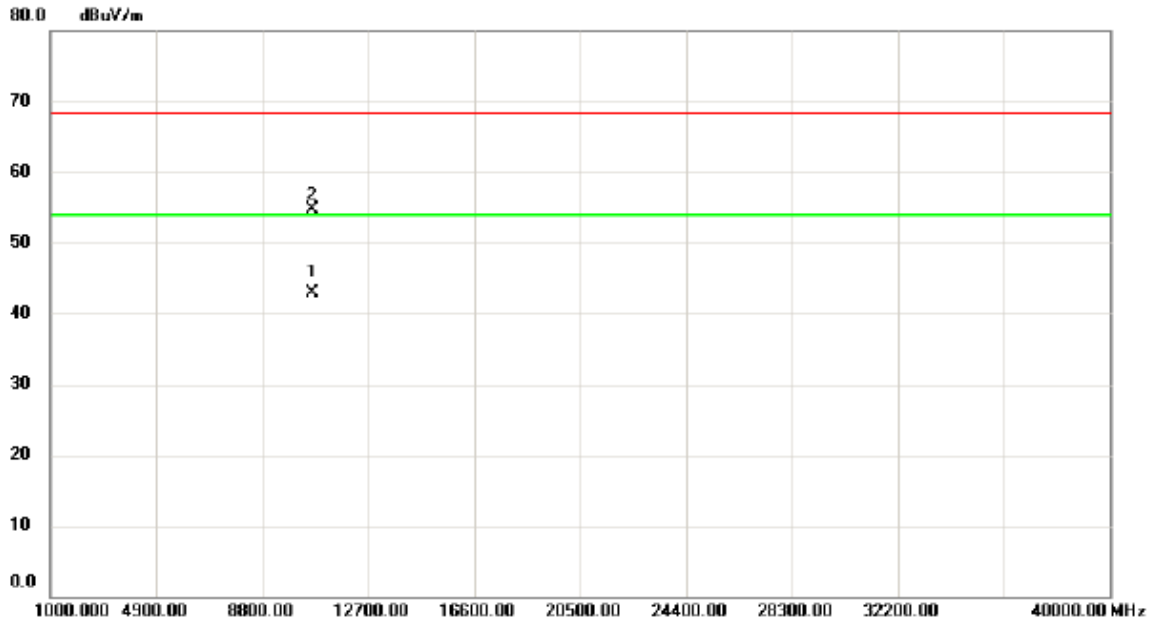
Horizontal



No.	Mk.	Freq.	Reading Level	Correct Factor	Measurement	Limit	Margin		
		MHz	dBuV	dB	dBuV/m	dBuV/m	dB	Detector	Comment
1	*	5312.400	47.96	38.61	86.57	54.00	32.57	AVG	NO LIMIT
2		5350.000	1.22	38.78	40.00	54.00	-14.00	AVG	
3		5350.000	9.29	38.78	48.07	68.30	-20.23	peak	
4	X	5311.600	57.66	38.60	96.26	68.30	27.96	peak	NO LIMIT

Orthogonal Axis :	X
Test Mode :	UNII-2A/ TX N40 Mode 5310MHz

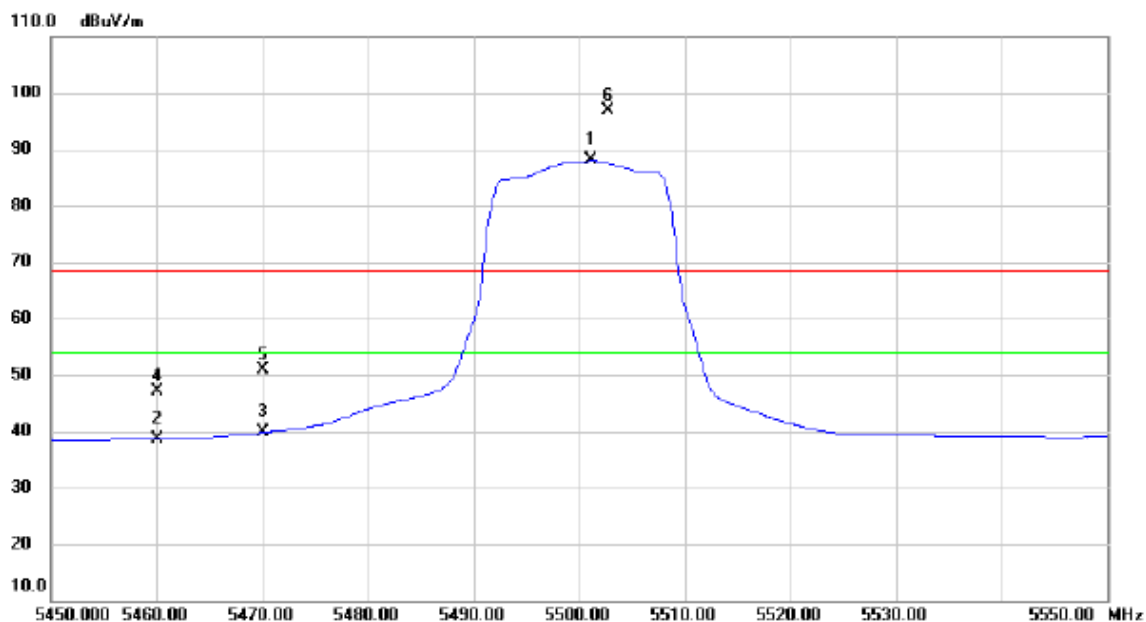
Horizontal



No.	Mk.	Freq. MHz	Reading Level dBuV	Correct Factor dB	Measure- ment dBuV/m	Limit dBuV/m	Margin dB	Detector	Comment
1	*	10620.50	28.64	14.17	42.81	54.00	-11.19	AVG	
2		10621.60	40.53	14.17	54.70	68.30	-13.60	peak	

Orthogonal Axis :	X
Test Mode :	UNII-2C/ TX A Mode 5500MHz

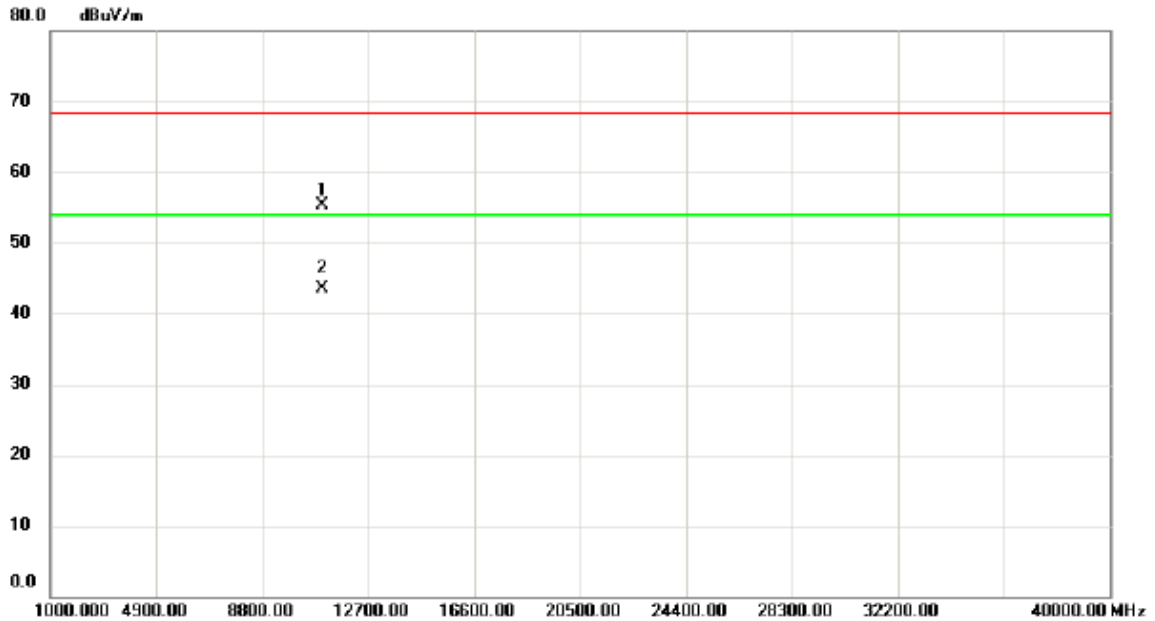
Vertical



No.	Mk.	Freq. MHz	Reading Level dBuV	Correct Factor dB	Measure- ment dBuV/m	Limit dBuV/m	Margin dB	Detector	Comment
1	*	5501.200	48.66	39.45	88.11	54.00	34.11	AVG	NO LIMIT
2		5460.000	-0.56	39.27	38.71	54.00	-15.29	AVG	
3		5470.000	0.51	39.31	39.82	54.00	-14.18	AVG	
4		5460.000	7.93	39.27	47.20	68.30	-21.10	peak	
5		5470.000	11.65	39.31	50.96	68.30	-17.34	peak	
6	X	5502.700	57.34	39.45	96.79	68.30	28.49	peak	NO LIMIT

Orthogonal Axis :	X
Test Mode :	UNII-2C/ TX A Mode 5500MHz

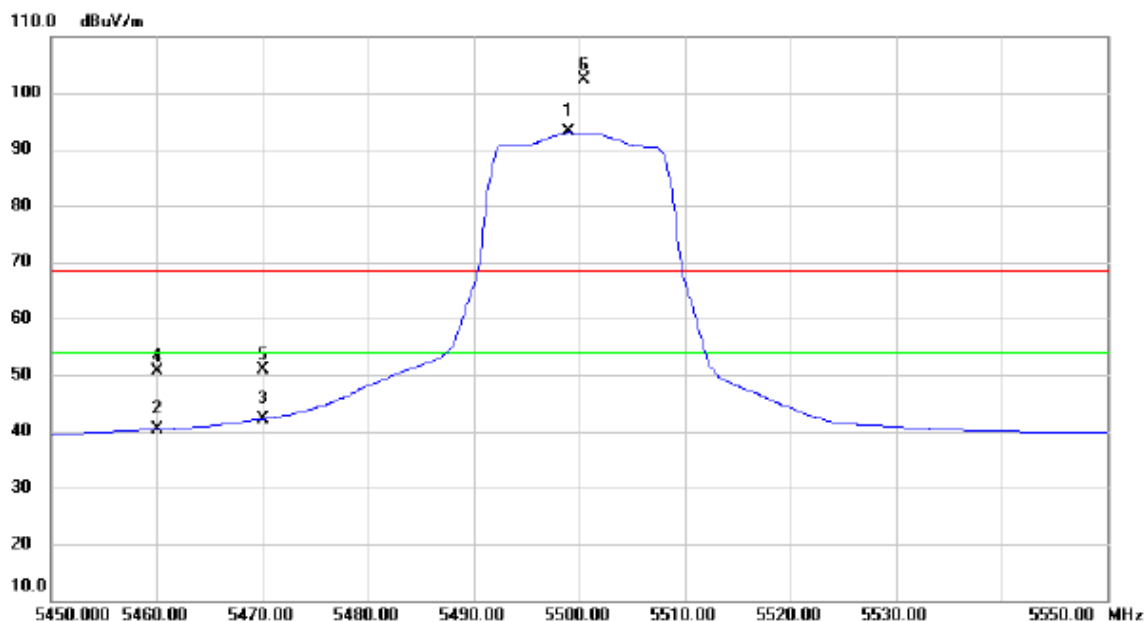
Vertical



No.	Mk.	Freq. MHz	Reading Level dBuV	Correct Factor dB	Measure- ment dBuV/m	Limit dBuV/m	Margin dB	Detector	Comment
1		11000.34	39.51	15.75	55.26	68.30	-13.04	peak	
2	*	11001.60	27.68	15.75	43.43	54.00	-10.57	AVG	

Orthogonal Axis :	X
Test Mode :	UNII-2C/ TX A Mode 5500MHz

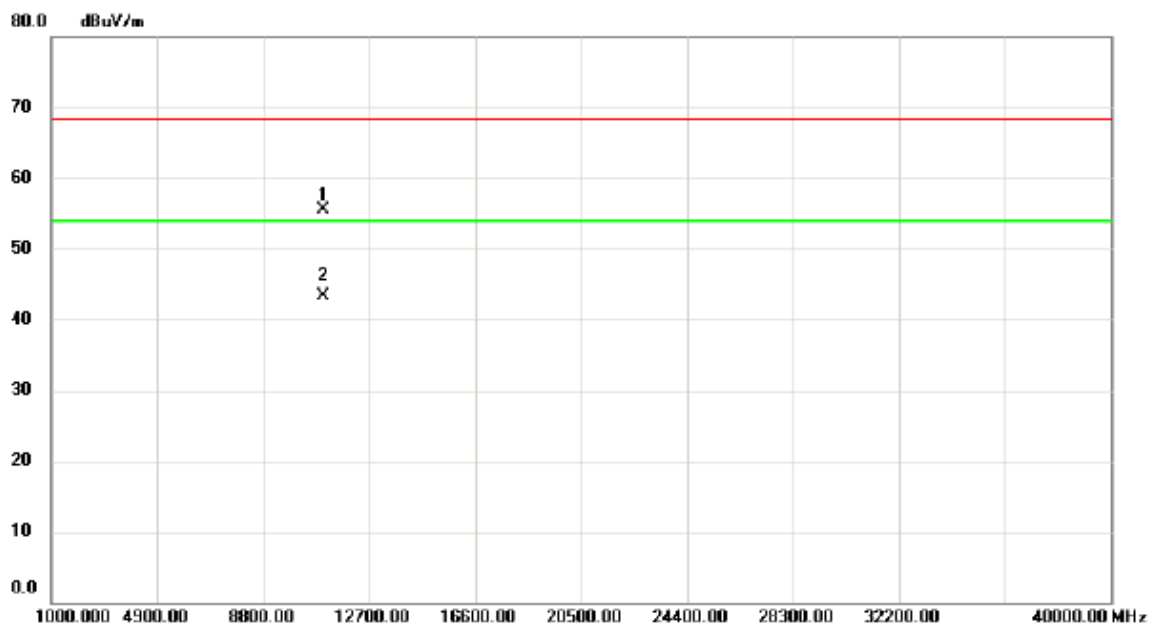
Horizontal



No.	Mk.	Freq.	Reading Level	Correct Factor	Measurement	Limit	Margin	Detector	Comment
		MHz	dBuV	dB	dBuV/m	dBuV/m	dB		
1	*	5499.000	53.59	39.44	93.03	54.00	39.03	AVG	NO LIMIT
2		5460.000	1.11	39.27	40.38	54.00	-13.62	AVG	
3		5470.000	2.87	39.31	42.18	54.00	-11.82	AVG	
4		5460.000	11.44	39.27	50.71	68.30	-17.59	peak	
5		5470.000	11.64	39.31	50.95	68.30	-17.35	peak	
6	X	5500.500	62.85	39.44	102.29	68.30	33.99	peak	NO LIMIT

Orthogonal Axis :	X
Test Mode :	UNII-2C/ TX A Mode 5500MHz

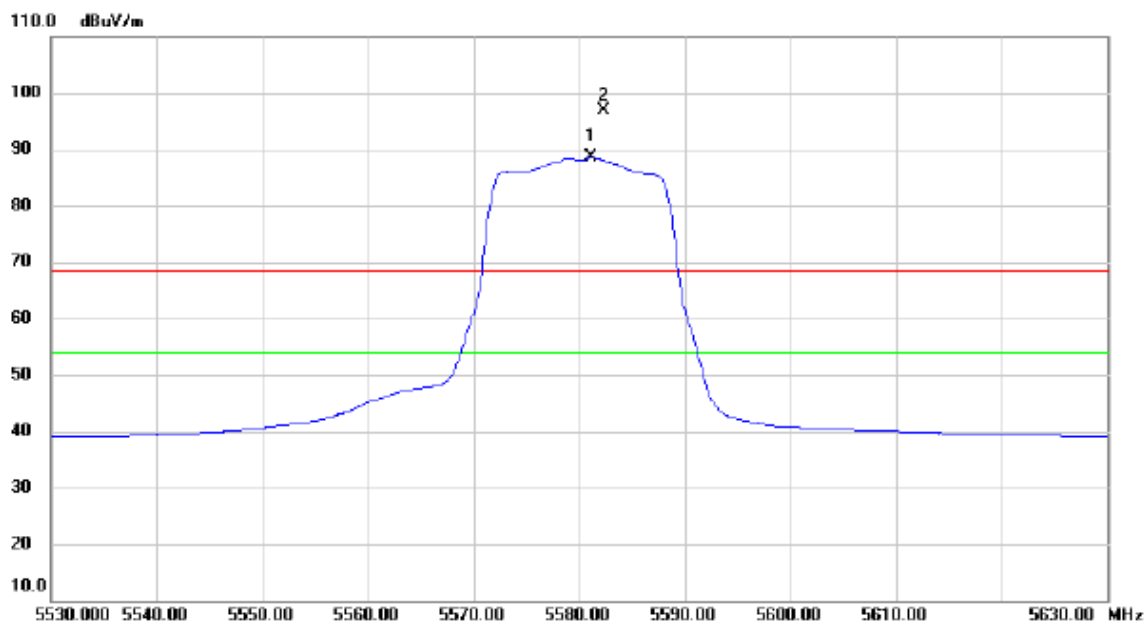
Horizontal



No.	Mk.	Freq. MHz	Reading Level dBuV	Correct Factor dB	Measure- ment dBuV/m	Limit dBuV/m	Margin dB	Detector	Comment
1		11000.30	39.67	15.75	55.42	68.30	-12.88	peak	
2	*	11001.80	27.63	15.75	43.38	54.00	-10.62	AVG	

Orthogonal Axis :	X
Test Mode :	UNII-2C/ TX A Mode 5580MHz

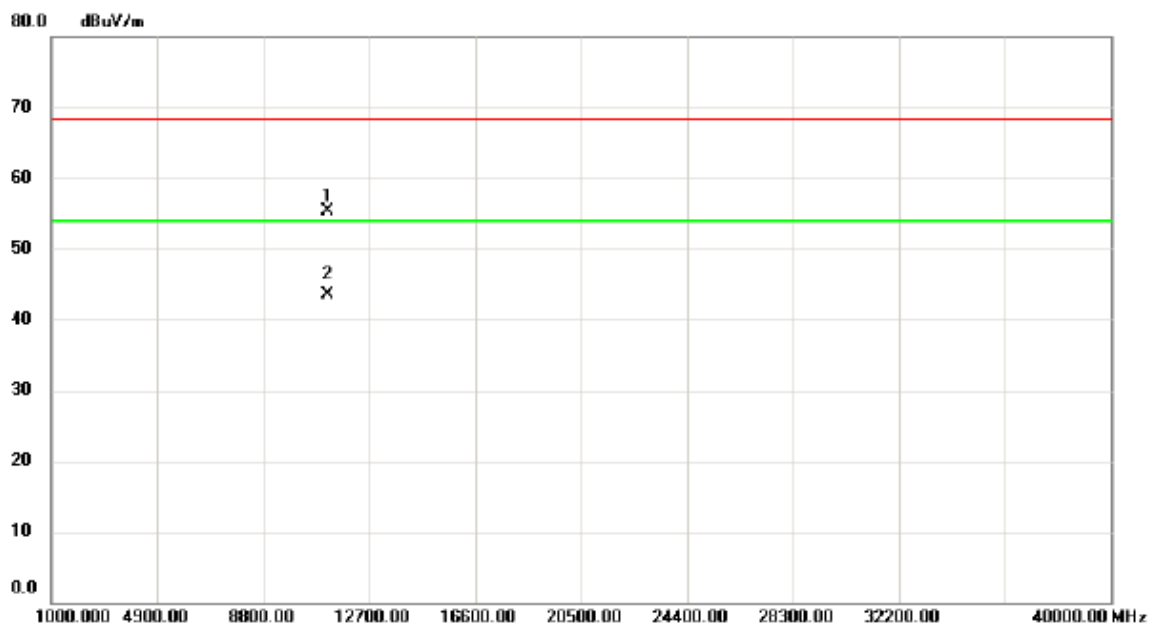
Vertical



No.	Mk.	Freq. MHz	Reading Level dBuV	Correct Factor dB	Measure- ment dBuV/m	Limit dBuV/m	Margin dB	Detector	Comment
1	*	5581.200	48.76	39.85	88.61	54.00	34.61	AVG	NO LIMIT
2	X	5582.400	57.13	39.86	96.99	68.30	28.69	peak	NO LIMIT

Orthogonal Axis :	X
Test Mode :	UNII-2C/ TX A Mode 5580MHz

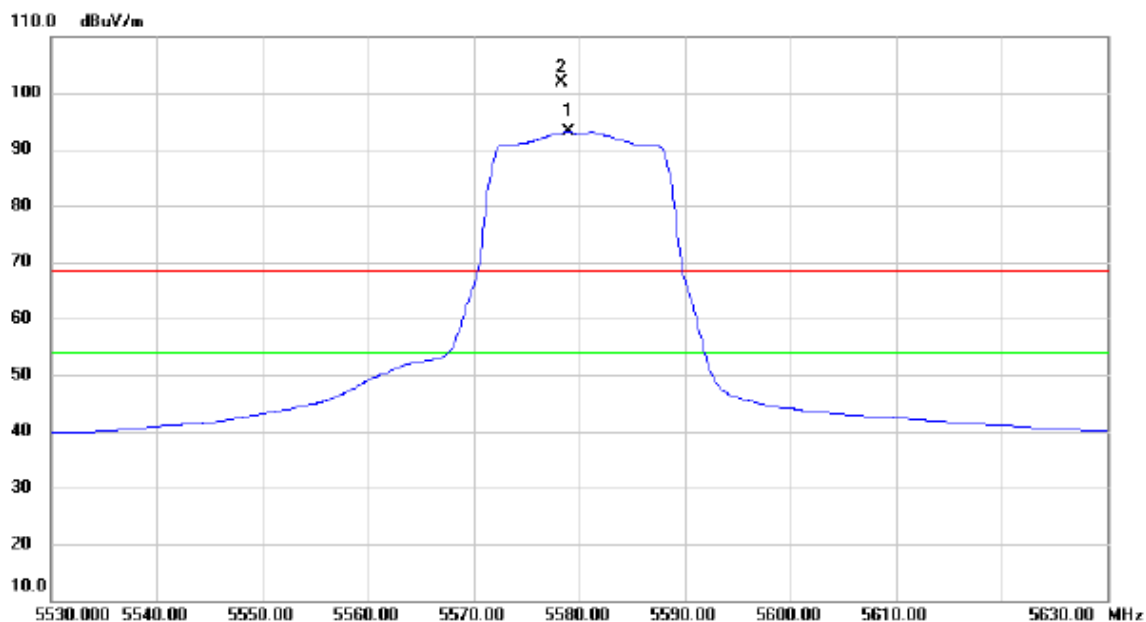
Vertical



No.	Mk.	Freq. MHz	Reading Level dBuV	Correct Factor dB	Measure- ment dBuV/m	Limit dBuV/m	Margin dB	Detector	Comment
1		11159.70	39.13	16.13	55.26	68.30	-13.04	peak	
2	*	11160.40	27.30	16.13	43.43	54.00	-10.57	AVG	

Orthogonal Axis :	X
Test Mode :	UNII-2C/ TX A Mode 5580MHz

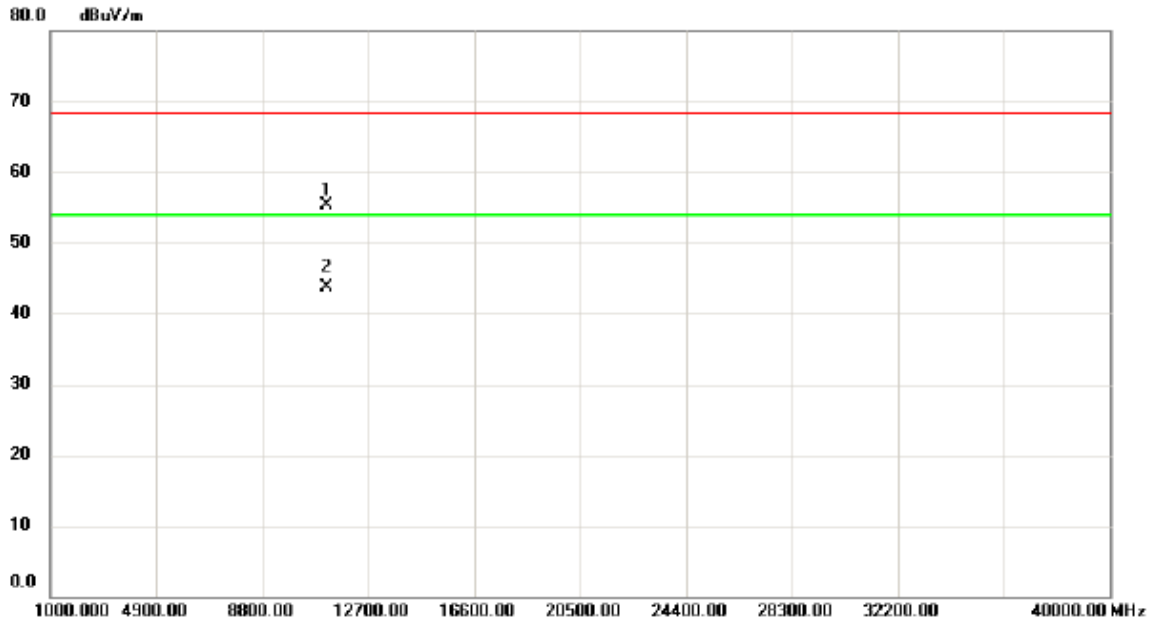
Horizontal



No.	Mk.	Freq.	Reading Level	Correct Factor	Measurement	Limit	Margin		
		MHz	dBuV	dB	dBuV/m	dBuV/m	dB	Detector	Comment
1	*	5579.000	53.30	39.84	93.14	54.00	39.14	AVG	NO LIMIT
2	X	5578.400	62.04	39.84	101.88	68.30	33.58	peak	NO LIMIT

Orthogonal Axis :	X
Test Mode :	UNII-2C/ TX A Mode 5580MHz

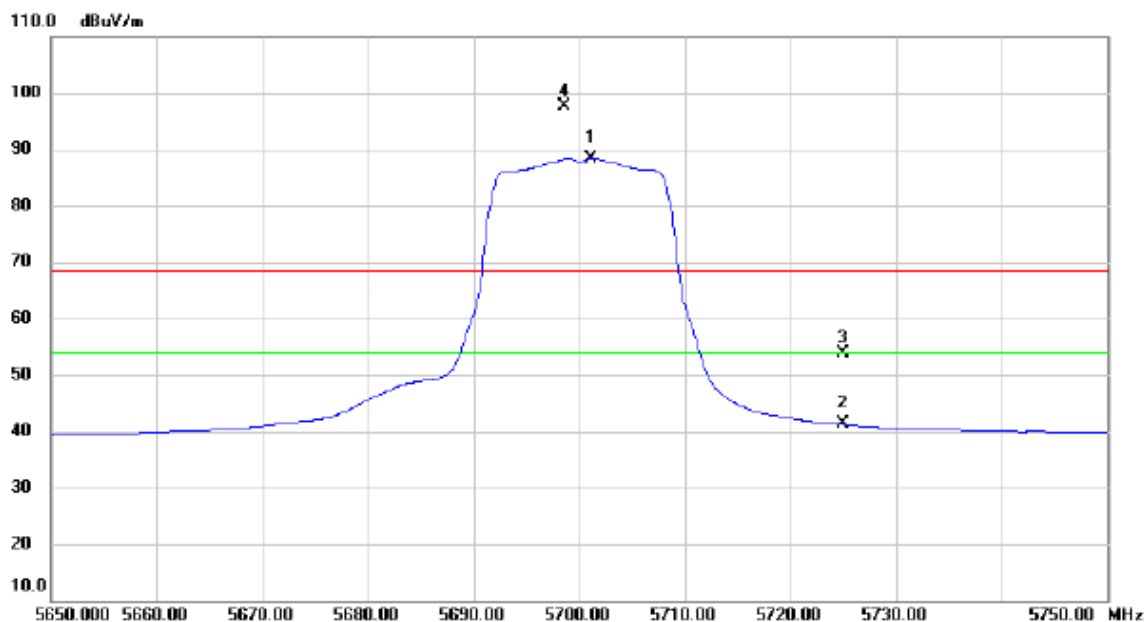
Horizontal



No.	Mk.	Freq. MHz	Reading Level dBuV	Correct Factor dB	Measure- ment dBuV/m	Limit dBuV/m	Margin dB	Detector	Comment
1		11159.56	39.27	16.13	55.40	68.30	-12.90	peak	
2	*	11160.90	27.50	16.13	43.63	54.00	-10.37	AVG	

Orthogonal Axis :	X
Test Mode :	UNII-2C/ TX A Mode 5700MHz

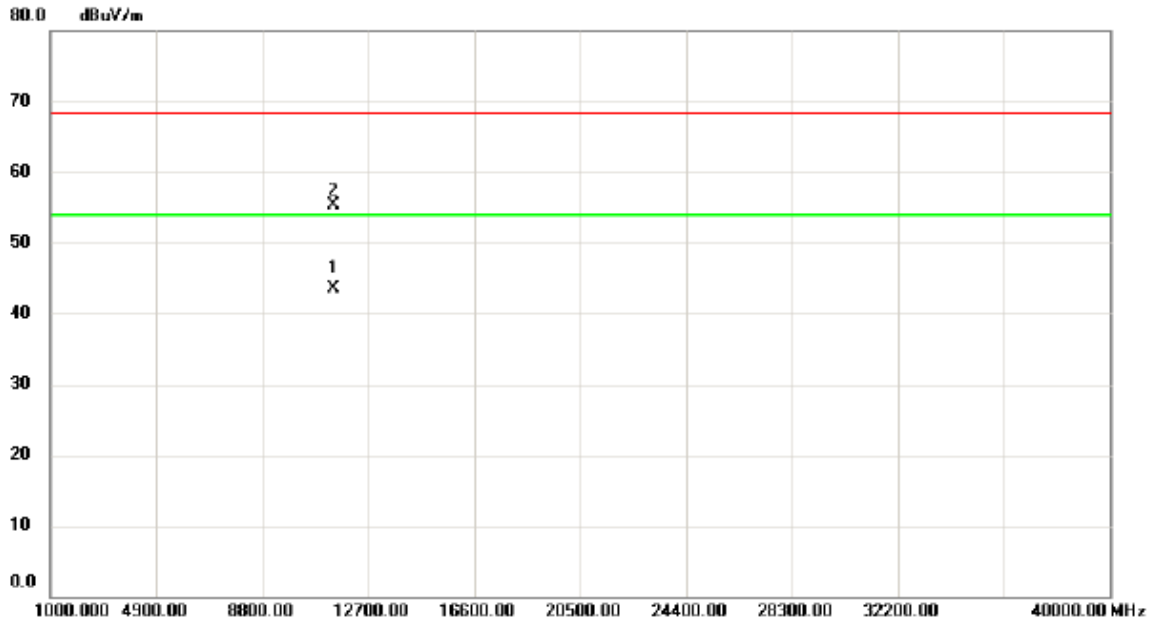
Vertical



No.	Mk.	Freq. MHz	Reading Level dBuV	Correct Factor dB	Measure- ment dBuV/m	Limit dBuV/m	Margin dB	Detector	Comment
1	*	5701.200	48.00	40.47	88.47	54.00	34.47	AVG	NO LIMIT
2		5725.000	0.67	40.60	41.27	54.00	-12.73	AVG	
3		5725.000	13.27	40.60	53.87	68.30	-14.43	peak	
4	X	5698.600	57.23	40.45	97.68	68.30	29.38	peak	NO LIMIT

Orthogonal Axis :	X
Test Mode :	UNII-2C/ TX A Mode 5700MHz

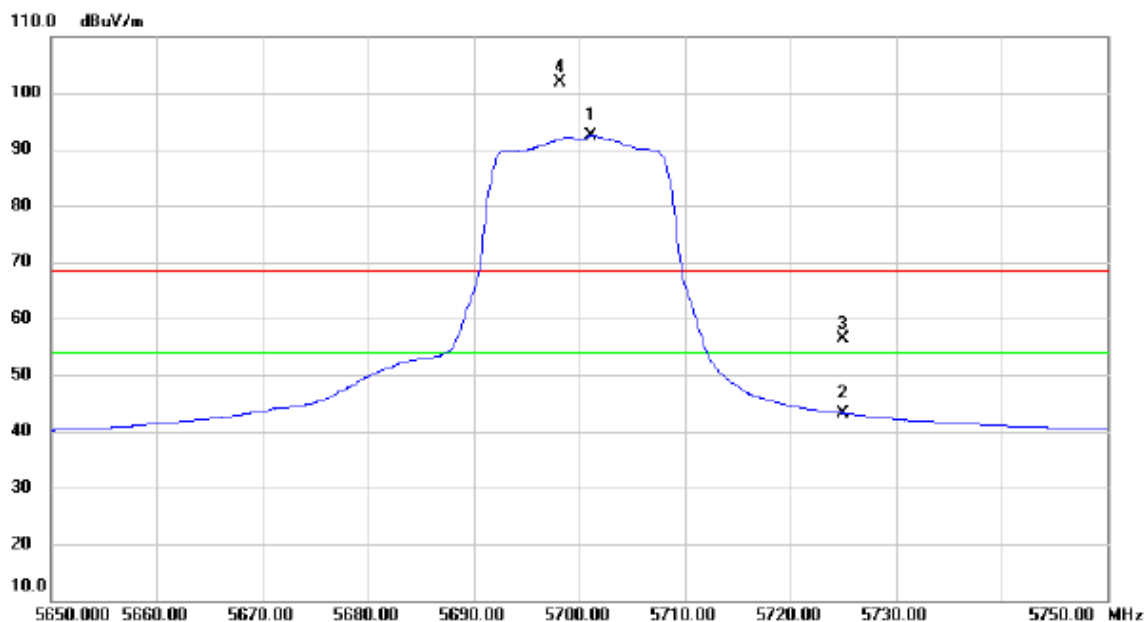
Vertical



No.	Mk.	Freq. MHz	Reading Level dBuV	Correct Factor dB	Measure- ment dBuV/m	Limit dBuV/m	Margin dB	Detector	Comment
1	*	11400.80	26.73	16.70	43.43	54.00	-10.57	AVG	
2		11401.60	38.70	16.70	55.40	68.30	-12.90	peak	

Orthogonal Axis :	X
Test Mode :	UNII-2C/ TX A Mode 5700MHz

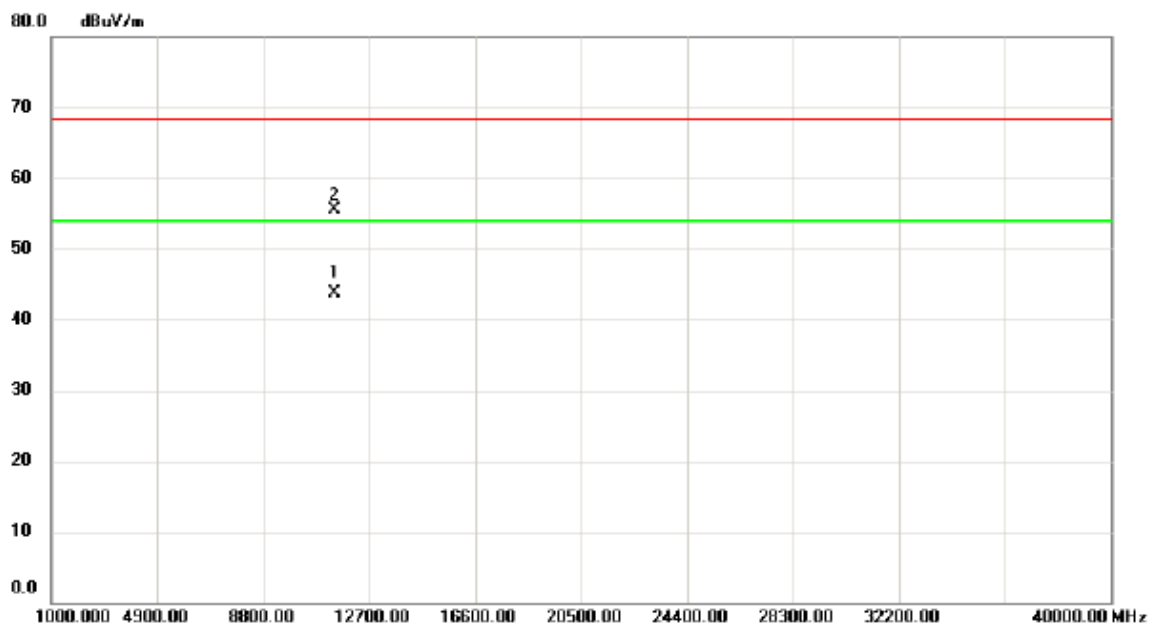
Horizontal



No.	Mk.	Freq.	Reading Level	Correct Factor	Measurement	Limit	Margin		
		MHz	dBuV	dB	dBuV/m	dBuV/m	dB	Detector	Comment
1	*	5701.200	51.92	40.47	92.39	54.00	38.39	AVG	NO LIMIT
2		5725.000	2.65	40.60	43.25	54.00	-10.75	AVG	
3		5725.000	15.75	40.60	56.35	68.30	-11.95	peak	
4	X	5698.200	61.34	40.45	101.79	68.30	33.49	peak	NO LIMIT

Orthogonal Axis :	X
Test Mode :	UNII-2C/ TX A Mode 5700MHz

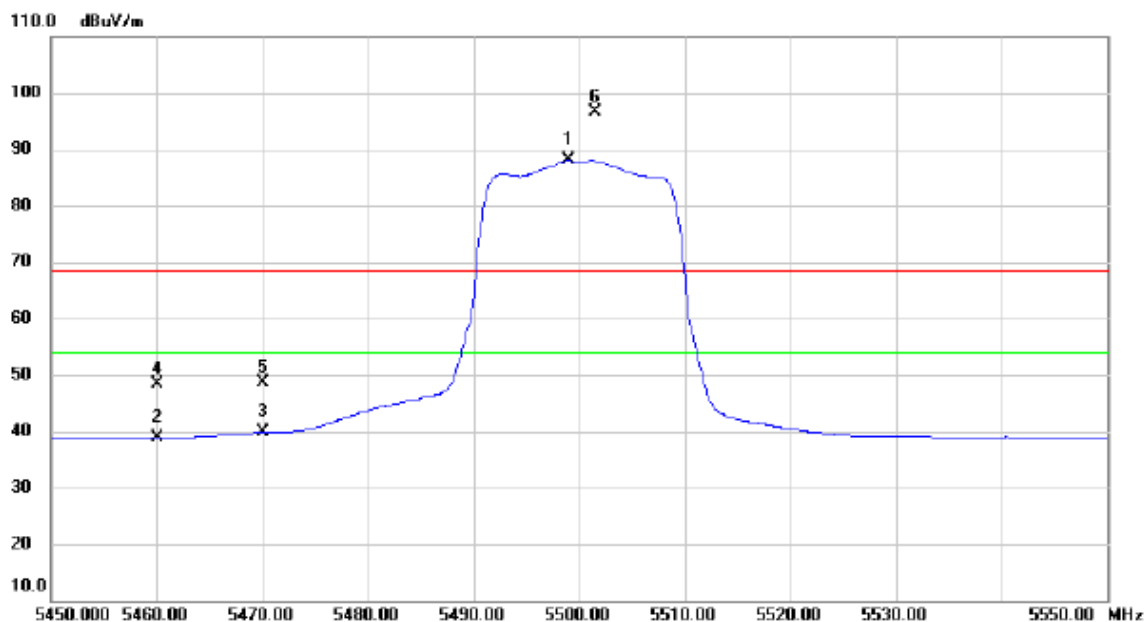
Horizontal



No.	Mk.	Freq. MHz	Reading Level dBuV	Correct Factor dB	Measure- ment dBuV/m	Limit dBuV/m	Margin dB	Detector	Comment
1	*	11400.80	26.95	16.70	43.65	54.00	-10.35	AVG	
2		11401.10	38.72	16.70	55.42	68.30	-12.88	peak	

Orthogonal Axis :	X
Test Mode :	UNII-2C/ TX N20 Mode 5500MHz

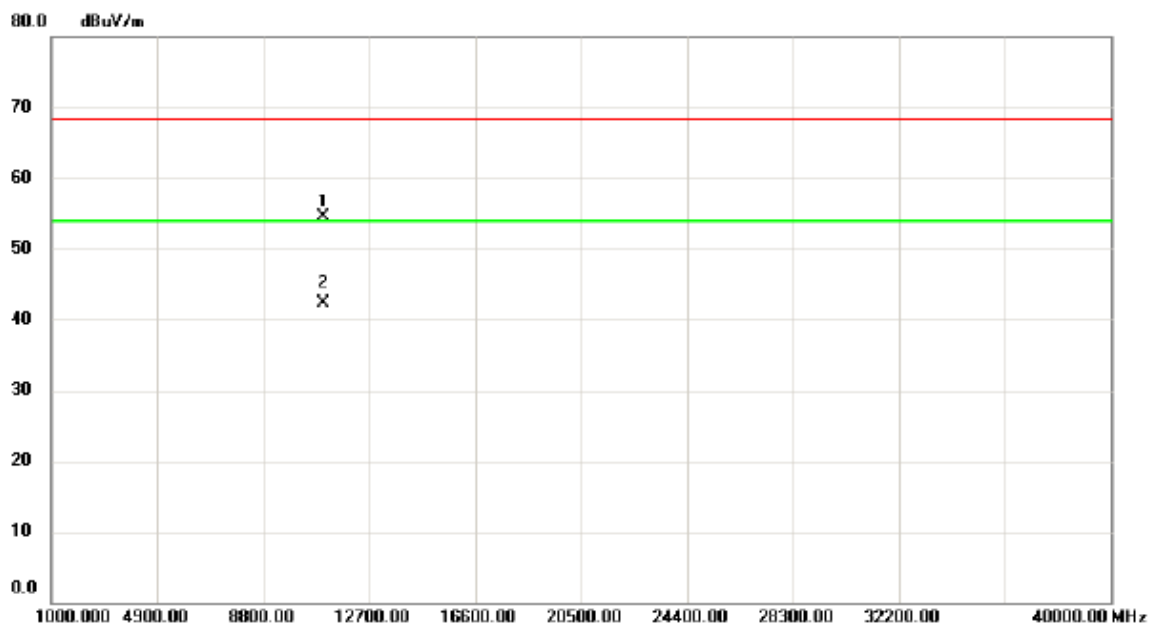
Vertical



No.	Mk.	Freq. MHz	Reading Level dBuV	Correct Factor dB	Measure- ment dBuV/m	Limit dBuV/m	Margin dB	Detector	Comment
1	*	5499.000	48.64	39.44	88.08	54.00	34.08	AVG	NO LIMIT
2		5460.000	-0.35	39.27	38.92	54.00	-15.08	AVG	
3		5470.000	0.51	39.31	39.82	54.00	-14.18	AVG	
4		5460.000	9.00	39.27	48.27	68.30	-20.03	peak	
5		5470.000	9.21	39.31	48.52	68.30	-19.78	peak	
6	X	5501.500	57.30	39.45	96.75	68.30	28.45	peak	NO LIMIT

Orthogonal Axis :	X
Test Mode :	UNII-2C/ TX N20 Mode 5500MHz

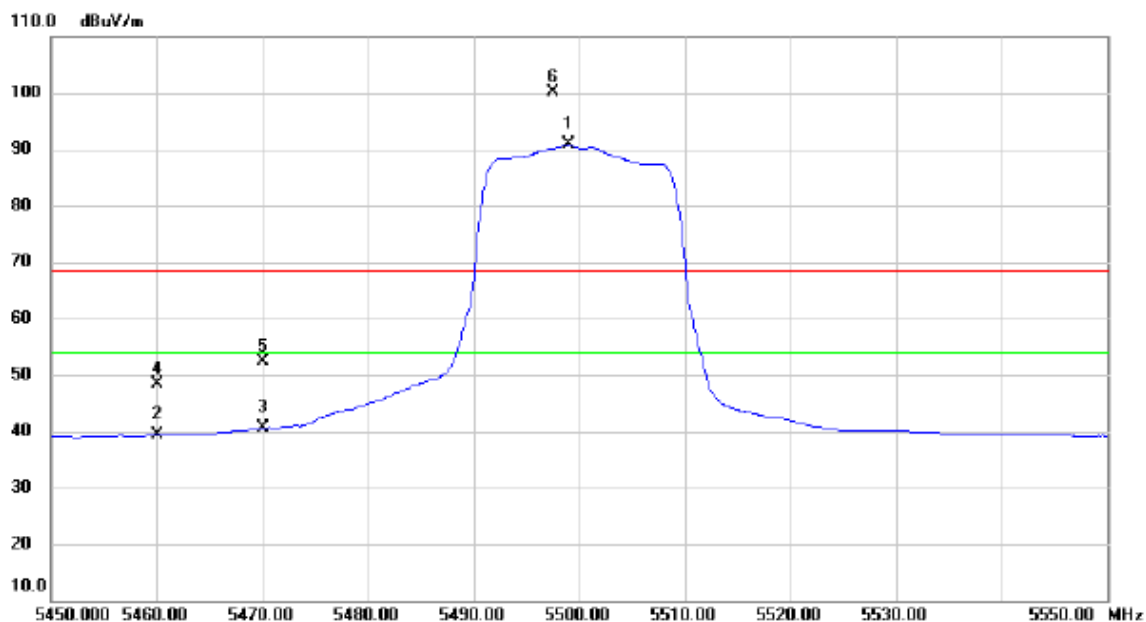
Vertical



No.	Mk.	Freq. MHz	Reading Level dBuV	Correct Factor dB	Measure- ment dBuV/m	Limit dBuV/m	Margin dB	Detector	Comment
1		11000.24	38.77	15.75	54.52	68.30	-13.78	peak	
2	*	11001.30	26.62	15.75	42.37	54.00	-11.63	AVG	

Orthogonal Axis :	X
Test Mode :	UNII-2C/ TX N20 Mode 5500MHz

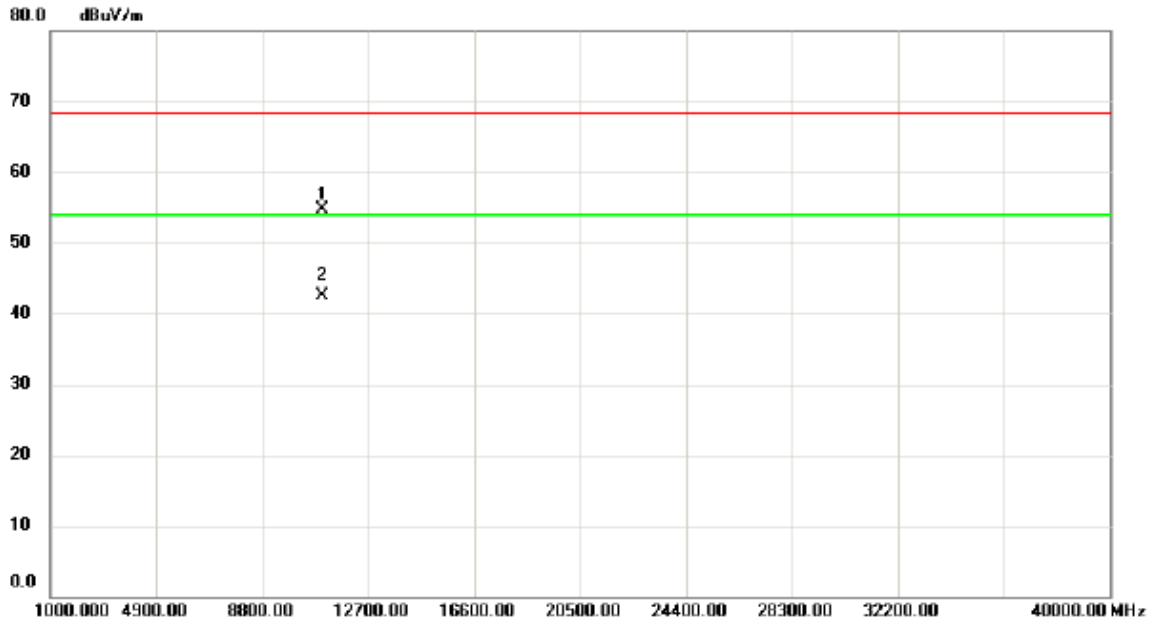
Horizontal



No.	Mk.	Freq.	Reading	Correct	Measure-	Limit	Margin		
		MHz	Level	Factor	ment			Detector	Comment
			dBuV	dB	dBuV/m	dBuV/m	dB		
1	*	5499.000	51.35	39.44	90.79	54.00	36.79	AVG	NO LIMIT
2		5460.000	0.05	39.27	39.32	54.00	-14.68	AVG	
3		5470.000	1.27	39.31	40.58	54.00	-13.42	AVG	
4		5460.000	9.19	39.27	48.46	68.30	-19.84	peak	
5		5470.000	12.98	39.31	52.29	68.30	-16.01	peak	
6	X	5497.500	60.69	39.43	100.12	68.30	31.82	peak	NO LIMIT

Orthogonal Axis :	X
Test Mode :	UNII-2C/ TX N20 Mode 5500MHz

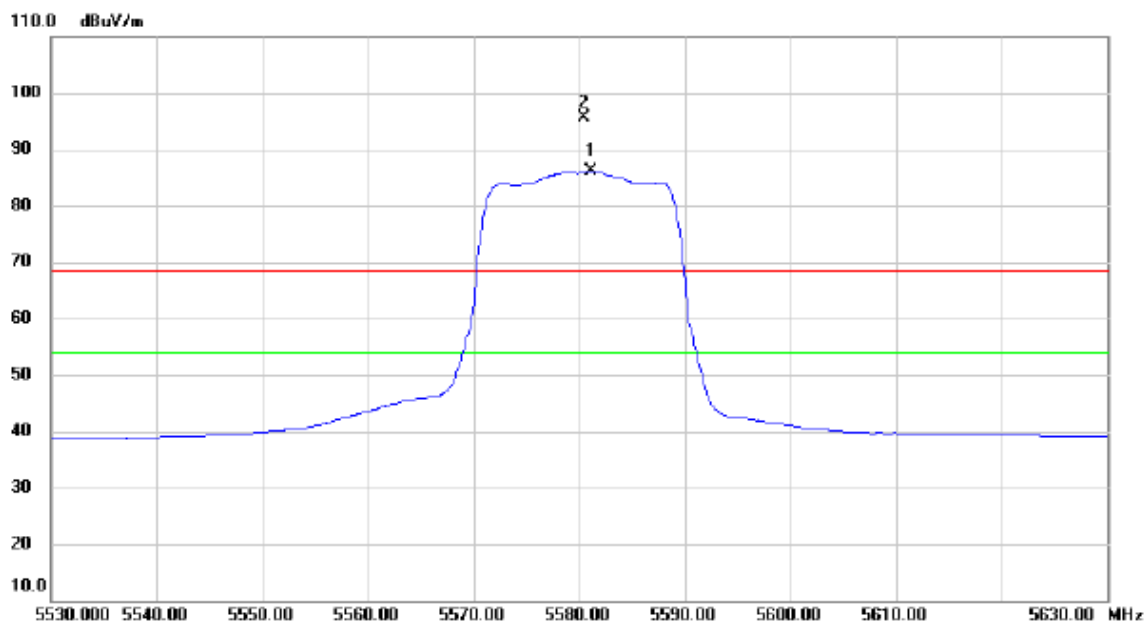
Horizontal



No.	Mk.	Freq.	Reading Level	Correct Factor	Measurement	Limit	Margin	Detector	Comment
		MHz	dBuV	dB	dBuV/m	dBuV/m	dB		
1		11000.85	38.90	15.75	54.65	68.30	-13.65	peak	
2	*	11000.90	26.70	15.75	42.45	54.00	-11.55	AVG	

Orthogonal Axis :	X
Test Mode :	UNII-2C/ TX N20 Mode 5580MHz

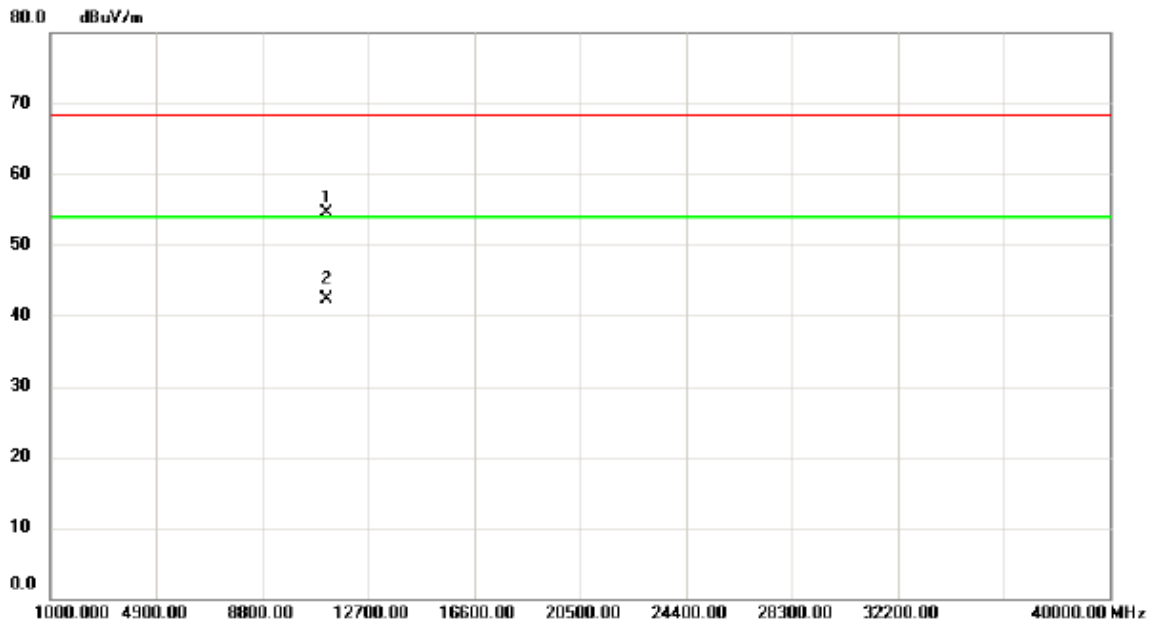
Vertical



No.	Mk.	Freq.	Reading Level	Correct Factor	Measurement	Limit	Margin		
		MHz	dBuV	dB	dBuV/m	dBuV/m	dB	Detector	Comment
1	*	5581.100	46.30	39.85	86.15	54.00	32.15	AVG	NO LIMIT
2	X	5580.457	55.68	39.85	95.53	68.30	27.23	peak	NO LIMIT

Orthogonal Axis :	X
Test Mode :	UNII-2C/ TX N20 Mode 5580MHz

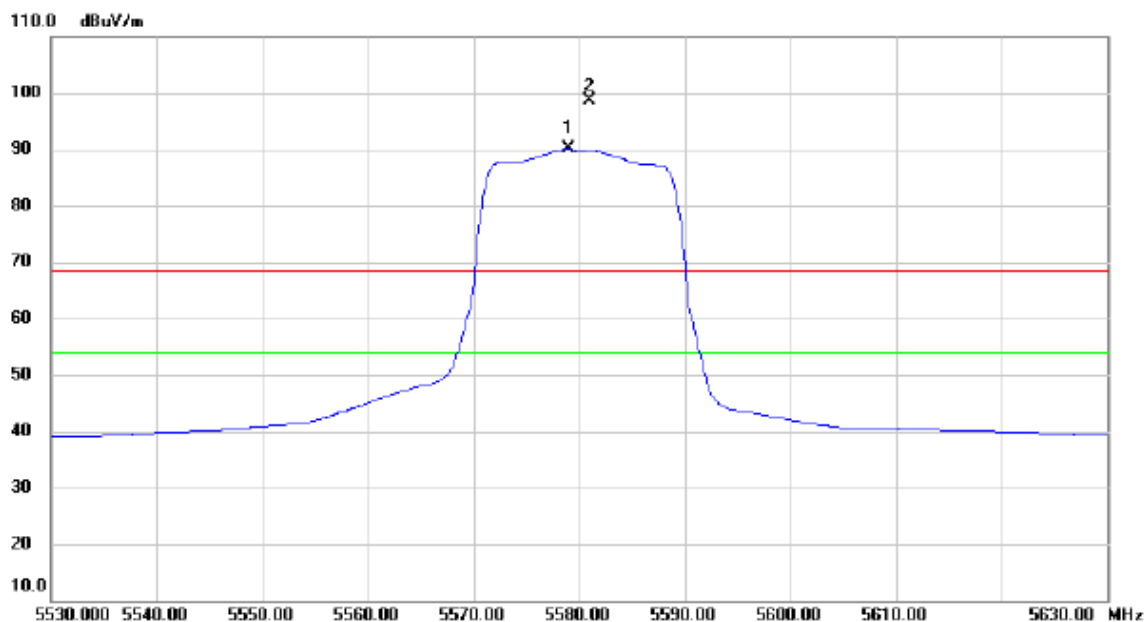
Vertical



No.	Mk.	Freq. MHz	Reading Level dBuV	Correct Factor dB	Measure- ment dBuV/m	Limit dBuV/m	Margin dB	Detector	Comment
1		11160.24	38.42	16.13	54.55	68.30	-13.75	peak	
2	*	11161.30	26.24	16.13	42.37	54.00	-11.63	AVG	

Orthogonal Axis :	X
Test Mode :	UNII-2C/ TX N20 Mode 5580MHz

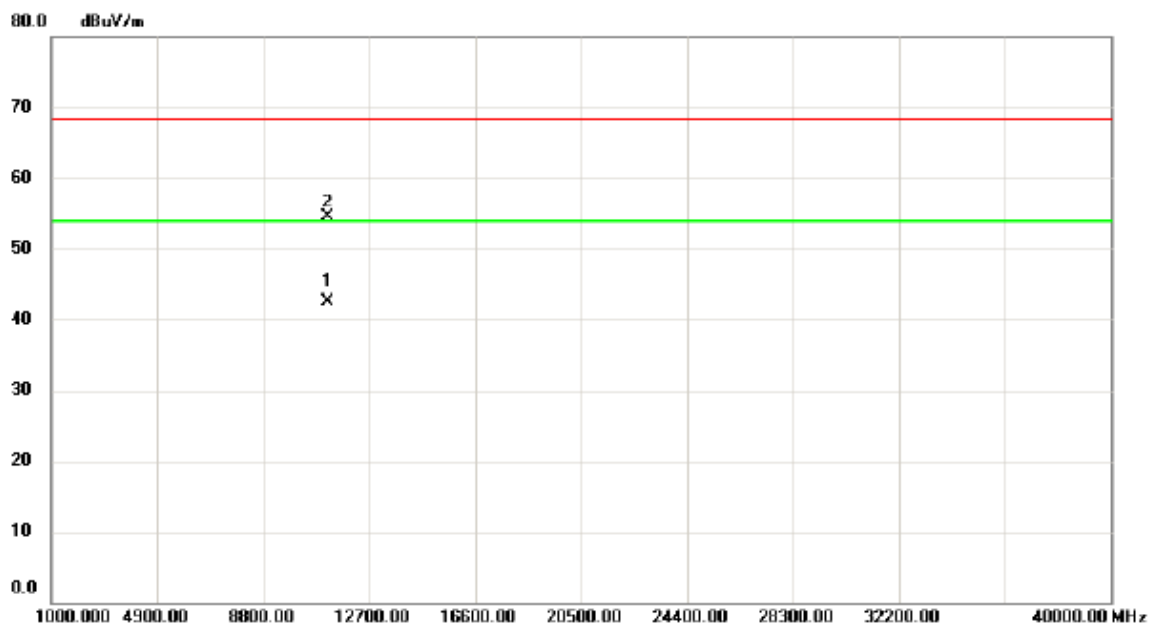
Horizontal



No.	Mk.	Freq.	Reading Level	Correct Factor	Measurement	Limit	Margin	Detector	Comment
		MHz	dBuV	dB	dBuV/m	dBuV/m	dB		
1	*	5579.000	50.33	39.84	90.17	54.00	36.17	AVG	NO LIMIT
2	X	5581.000	58.66	39.85	98.51	68.30	30.21	peak	NO LIMIT

Orthogonal Axis :	X
Test Mode :	UNII-2C/ TX N20 Mode 5580MHz

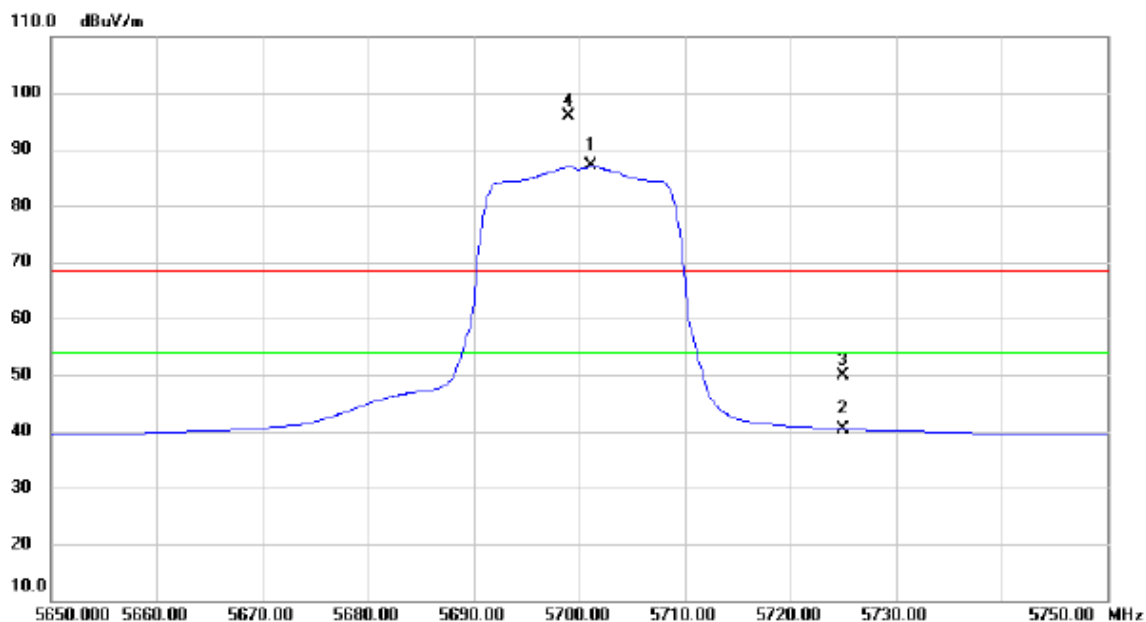
Horizontal



No.	Mk.	Freq. MHz	Reading Level dBuV	Correct Factor dB	Measure- ment dBuV/m	Limit dBuV/m	Margin dB	Detector	Comment
1	*	11160.25	26.40	16.13	42.53	54.00	-11.47	AVG	
2		11160.80	38.45	16.13	54.58	68.30	-13.72	peak	

Orthogonal Axis :	X
Test Mode :	UNII-2C/ TX N20 Mode 5700MHz

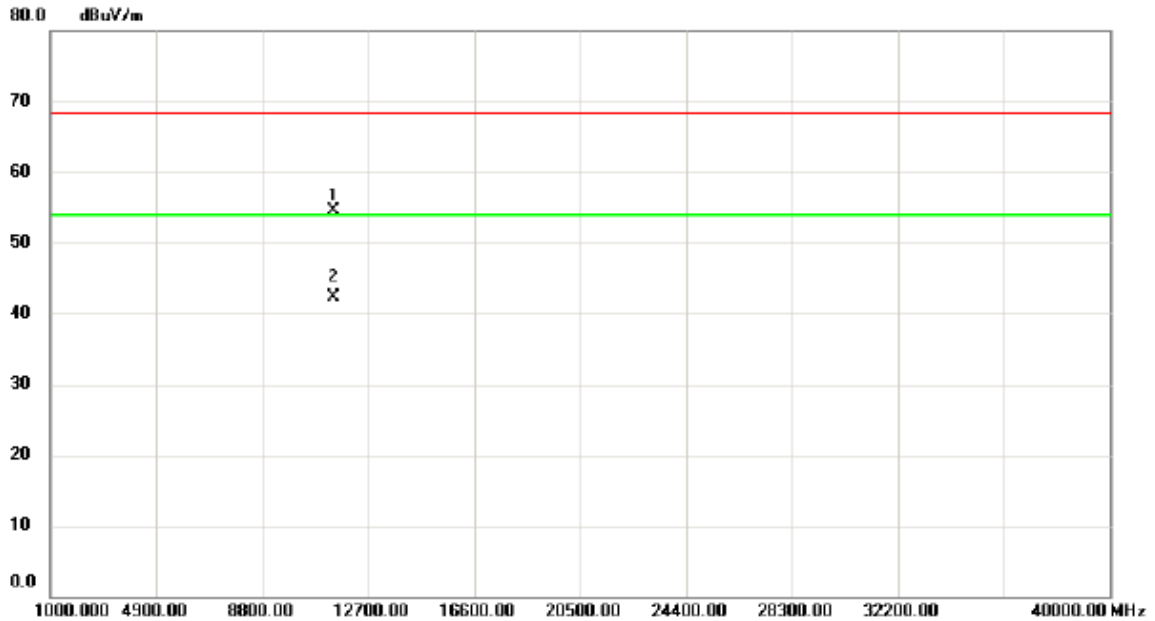
Vertical



No.	Mk.	Freq.	Reading Level	Correct Factor	Measurement	Limit	Margin	Detector	Comment
		MHz	dBuV	dB	dBuV/m	dBuV/m	dB		
1	*	5701.200	46.55	40.47	87.02	54.00	33.02	AVG	NO LIMIT
2		5725.000	-0.10	40.60	40.50	54.00	-13.50	AVG	
3		5725.000	9.27	40.60	49.87	68.30	-18.43	peak	
4	X	5699.000	55.47	40.46	95.93	68.30	27.63	peak	NO LIMIT

Orthogonal Axis :	X
Test Mode :	UNII-2C/ TX N20 Mode 5700MHz

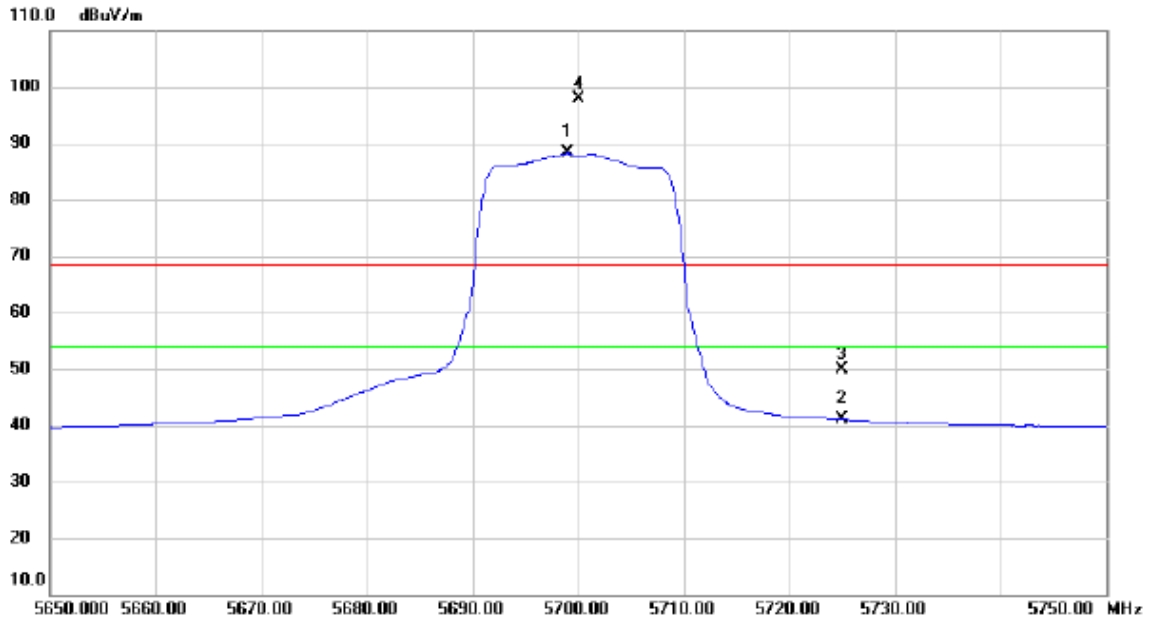
Vertical



No.	Mk.	Freq. MHz	Reading Level dBuV	Correct Factor dB	Measure- ment dBuV/m	Limit dBuV/m	Margin dB	Detector	Comment
1		11400.10	37.90	16.70	54.60	68.30	-13.70	peak	
2	*	11401.40	25.67	16.70	42.37	54.00	-11.63	AVG	

Orthogonal Axis :	X
Test Mode :	UNII-2C/ TX N20 Mode 5700MHz

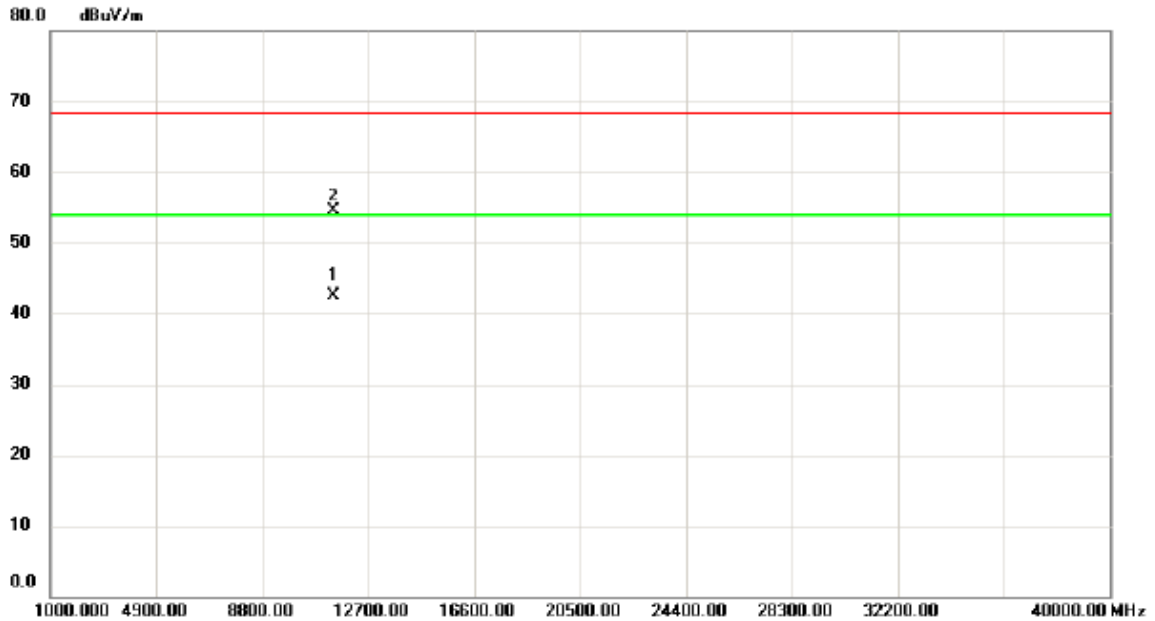
Horizontal



No.	Mk.	Freq. MHz	Reading Level dBuV	Correct Factor dB	Measure- ment dBuV/m	Limit dBuV/m	Margin dB	Detector	Comment
1	*	5699.000	47.81	40.46	88.27	54.00	34.27	AVG	NO LIMIT
2		5725.000	0.49	40.60	41.09	54.00	-12.91	AVG	
3		5725.000	9.38	40.60	49.98	68.30	-18.32	peak	
4	X	5700.100	57.32	40.46	97.78	68.30	29.48	peak	NO LIMIT

Orthogonal Axis :	X
Test Mode :	UNII-2C/ TX N20 Mode 5700MHz

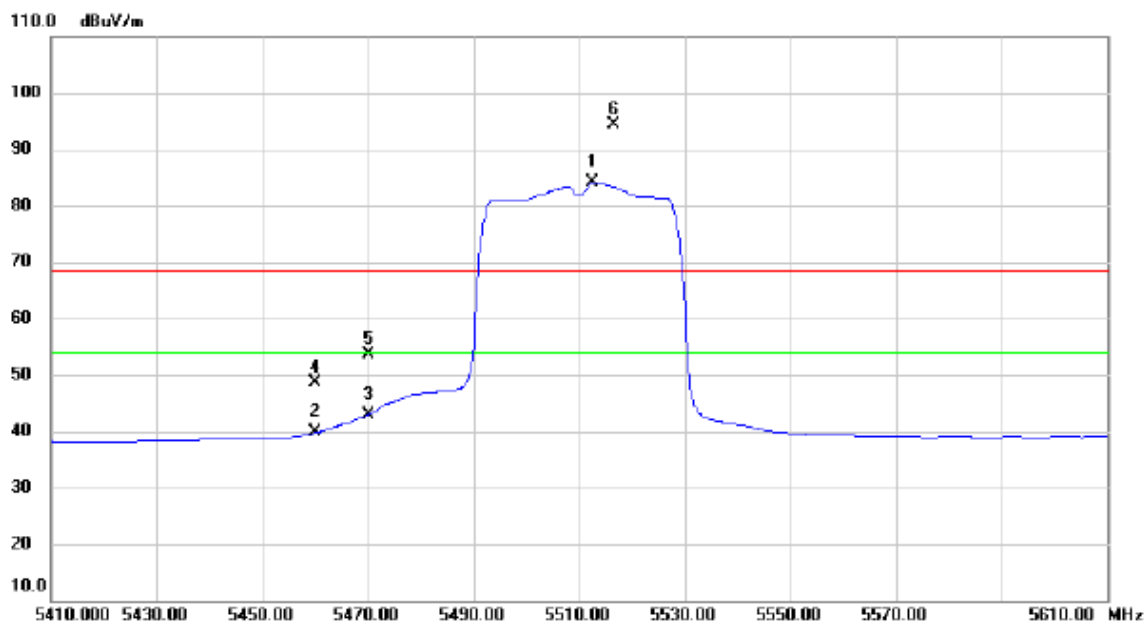
Horizontal



No.	Mk.	Freq.	Reading Level	Correct Factor	Measurement	Limit	Margin	Detector	Comment
		MHz	dBuV	dB	dBuV/m	dBuV/m	dB		
1	*	11400.50	25.75	16.70	42.45	54.00	-11.55	AVG	
2		11400.72	37.88	16.70	54.58	68.30	-13.72	peak	

Orthogonal Axis :	X
Test Mode :	UNII-2C/ TX N40 Mode 5510MHz

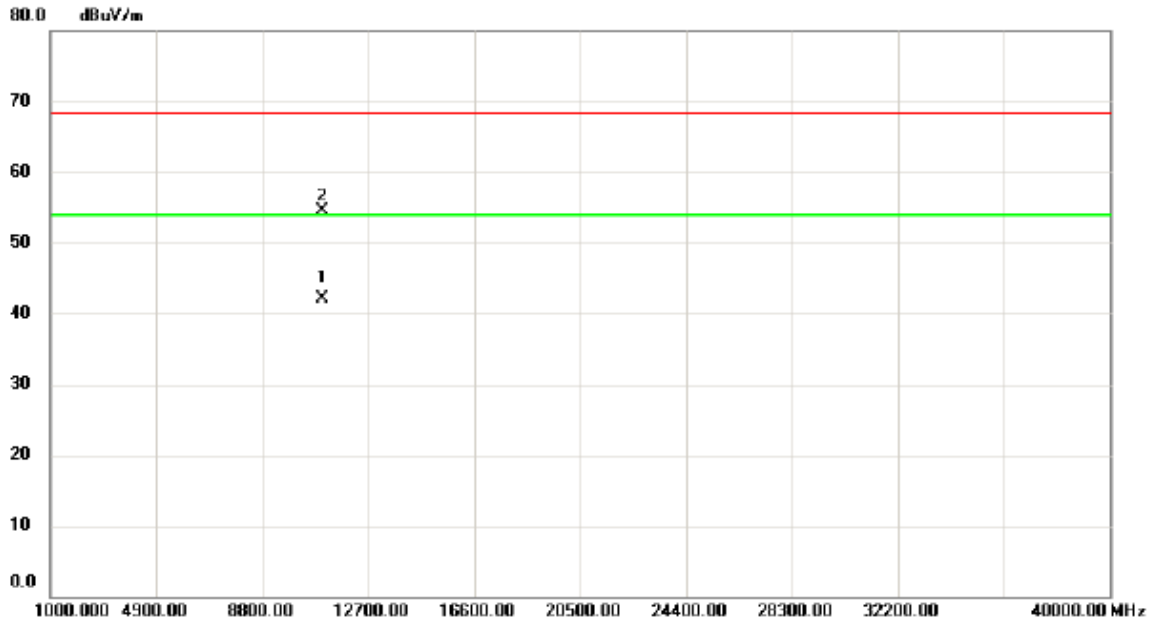
Vertical



No.	Mk.	Freq. MHz	Reading Level dBuV	Correct Factor dB	Measure- ment dBuV/m	Limit dBuV/m	Margin dB	Detector	Comment
1	*	5512.600	44.58	39.51	84.09	54.00	30.09	AVG	NO LIMIT
2		5460.000	0.49	39.27	39.76	54.00	-14.24	AVG	
3		5470.000	3.64	39.31	42.95	54.00	-11.05	AVG	
4		5460.000	9.46	39.27	48.73	68.30	-19.57	peak	
5		5470.000	14.34	39.31	53.65	68.30	-14.65	peak	
6	X	5516.600	54.73	39.53	94.26	68.30	25.96	peak	NO LIMIT

Orthogonal Axis :	X
Test Mode :	UNII-2C/ TX N40 Mode 5510MHz

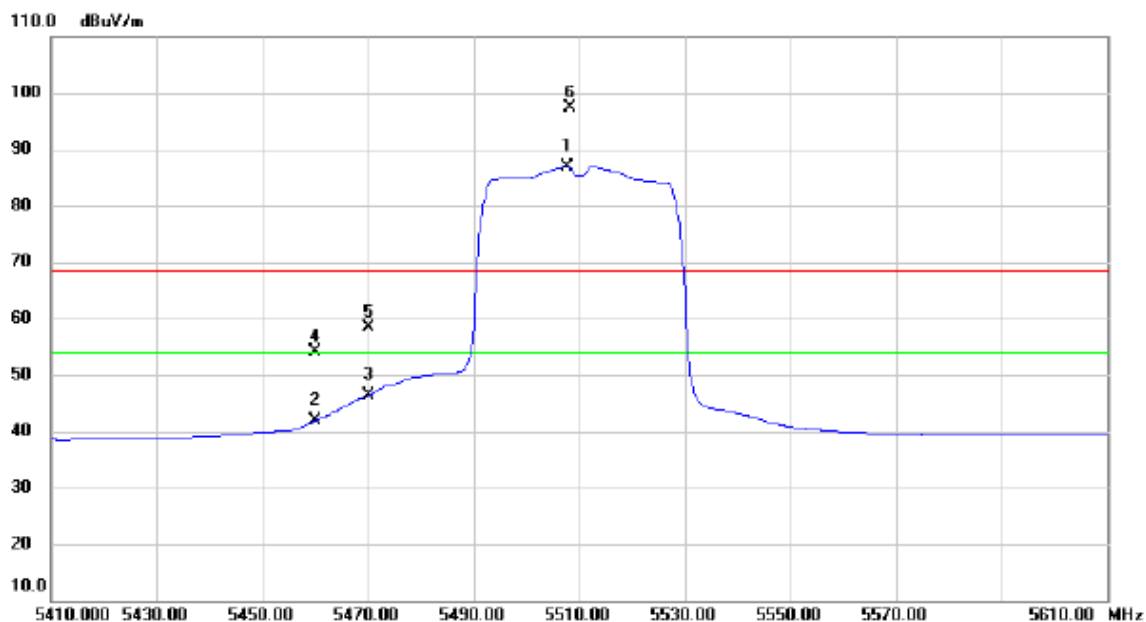
Vertical



No.	Mk.	Freq. MHz	Reading Level dBuV	Correct Factor dB	Measure- ment dBuV/m	Limit dBuV/m	Margin dB	Detector	Comment
1	*	11020.50	26.22	15.80	42.02	54.00	-11.98	AVG	
2		11020.87	38.75	15.80	54.55	68.30	-13.75	peak	

Orthogonal Axis :	X
Test Mode :	UNII-2C/ TX N40 Mode 5510MHz

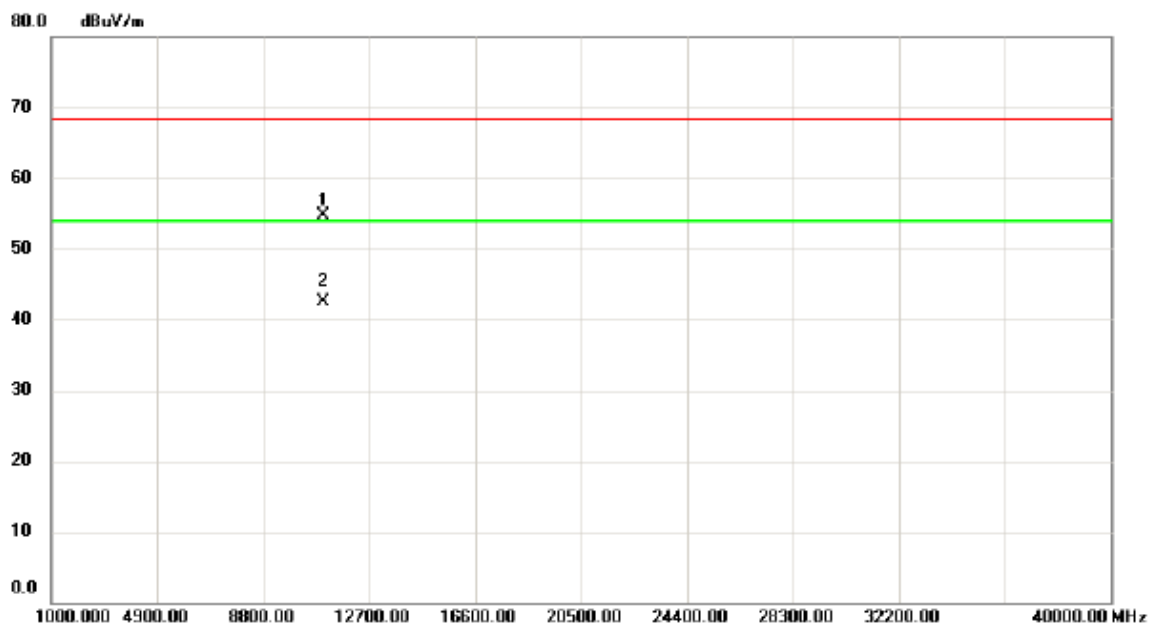
Horizontal



No.	Mk.	Freq.	Reading	Correct	Measure-	Limit	Margin		
		MHz	dBuV	Factor	dBuV/m	dBuV/m	dB	Detector	Comment
1	*	5507.800	47.51	39.48	86.99	54.00	32.99	AVG	NO LIMIT
2		5460.000	2.62	39.27	41.89	54.00	-12.11	AVG	
3		5470.000	7.10	39.31	46.41	54.00	-7.59	AVG	
4		5460.000	14.78	39.27	54.05	68.30	-14.25	peak	
5		5470.000	18.97	39.31	58.28	68.30	-10.02	peak	
6	X	5508.200	57.90	39.48	97.38	68.30	29.08	peak	NO LIMIT

Orthogonal Axis :	X
Test Mode :	UNII-2C/ TX N40 Mode 5510MHz

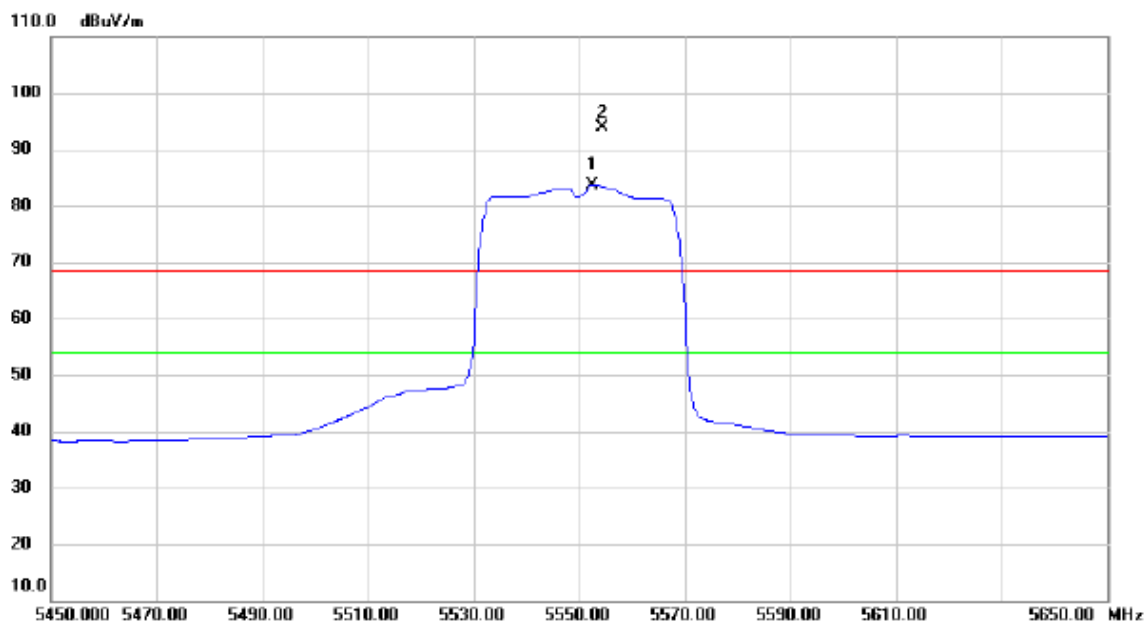
Horizontal



No.	Mk.	Freq. MHz	Reading Level dBuV	Correct Factor dB	Measure- ment dBuV/m	Limit dBuV/m	Margin dB	Detector	Comment
1		11020.60	38.95	15.80	54.75	68.30	-13.55	peak	
2	*	11020.70	26.68	15.80	42.48	54.00	-11.52	AVG	

Orthogonal Axis :	X
Test Mode :	UNII-2C/ TX N40 Mode 5550MHz

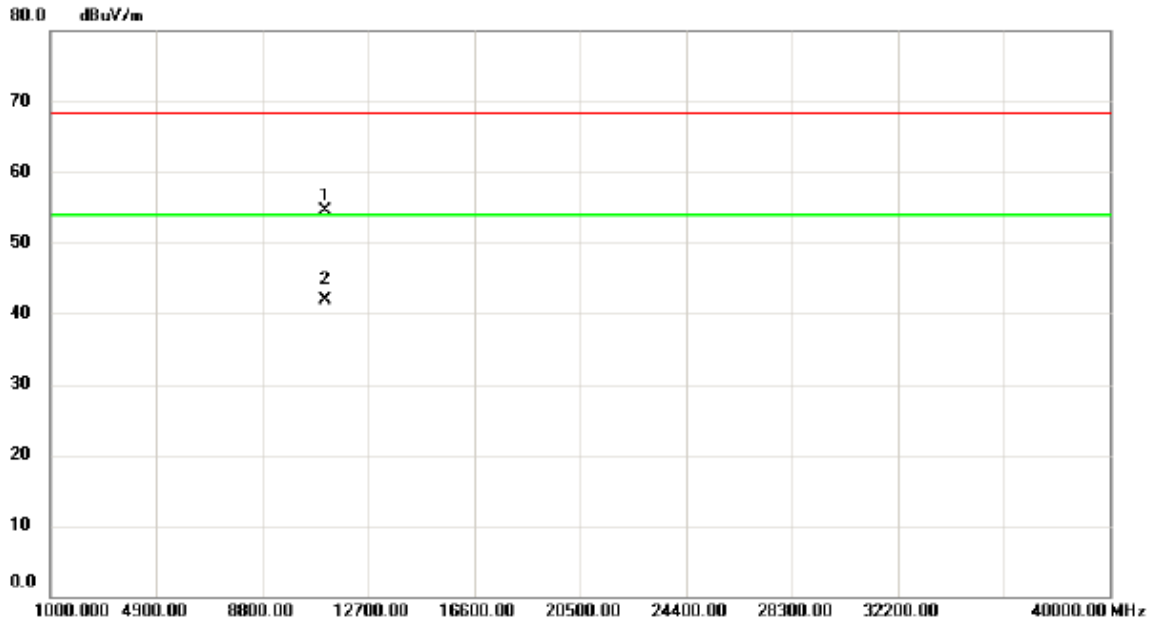
Vertical



No.	Mk.	Freq. MHz	Reading Level dBuV	Correct Factor dB	Measure- ment dBuV/m	Limit dBuV/m	Margin dB	Detector	Comment
1	*	5552.600	43.97	39.71	83.68	54.00	29.68	AVG	NO LIMIT
2	X	5554.400	54.10	39.72	93.82	68.30	25.52	peak	NO LIMIT

Orthogonal Axis :	X
Test Mode :	UNII-2C/ TX N40 Mode 5550MHz

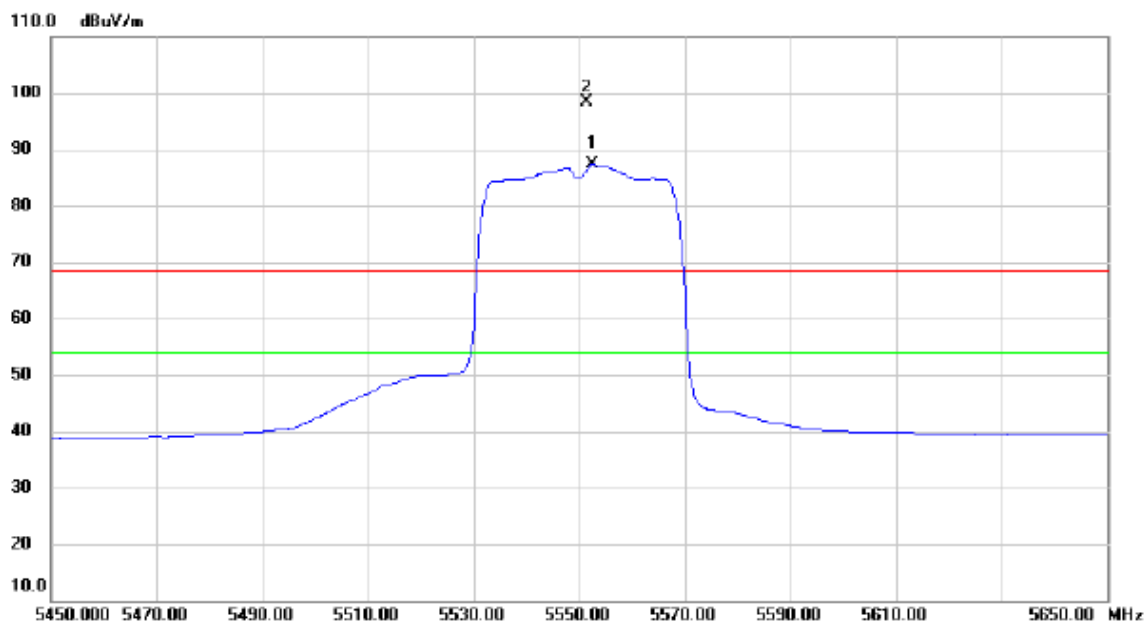
Vertical



No.	Mk.	Freq. MHz	Reading Level dBuV	Correct Factor dB	Measure- ment dBuV/m	Limit dBuV/m	Margin dB	Detector	Comment
1		11100.20	38.50	15.99	54.49	68.30	-13.81	peak	
2	*	11101.30	25.90	15.99	41.89	54.00	-12.11	AVG	

Orthogonal Axis :	X
Test Mode :	UNII-2C/ TX N40 Mode 5550MHz

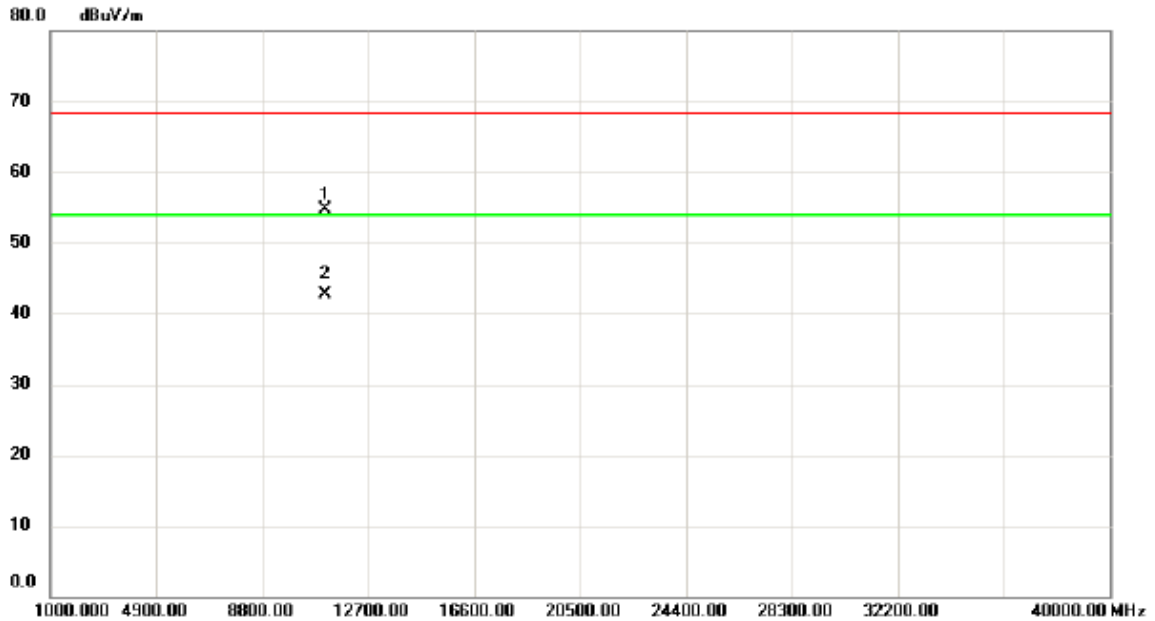
Horizontal



No.	Mk.	Freq.	Reading Level	Correct Factor	Measurement	Limit	Margin		
		MHz	dBuV	dB	dBuV/m	dBuV/m	dB	Detector	Comment
1	*	5552.600	47.56	39.71	87.27	54.00	33.27	AVG	NO LIMIT
2	X	5551.400	58.57	39.71	98.28	68.30	29.98	peak	NO LIMIT

Orthogonal Axis :	X
Test Mode :	UNII-2C/ TX N40 Mode 5550MHz

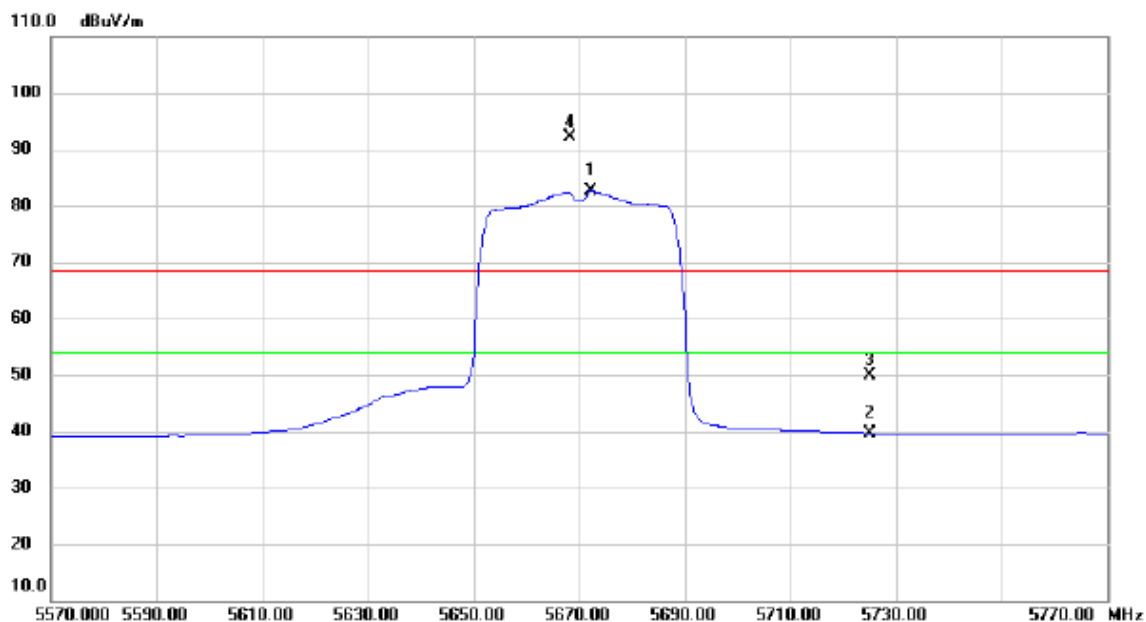
Horizontal



No.	Mk.	Freq. MHz	Reading Level dBuV	Correct Factor dB	Measure- ment dBuV/m	Limit dBuV/m	Margin dB	Detector	Comment
1		11100.55	38.63	15.99	54.62	68.30	-13.68	peak	
2	*	11100.60	26.78	15.99	42.77	54.00	-11.23	AVG	

Orthogonal Axis :	X
Test Mode :	UNII-2C/ TX N40 Mode 5670MHz

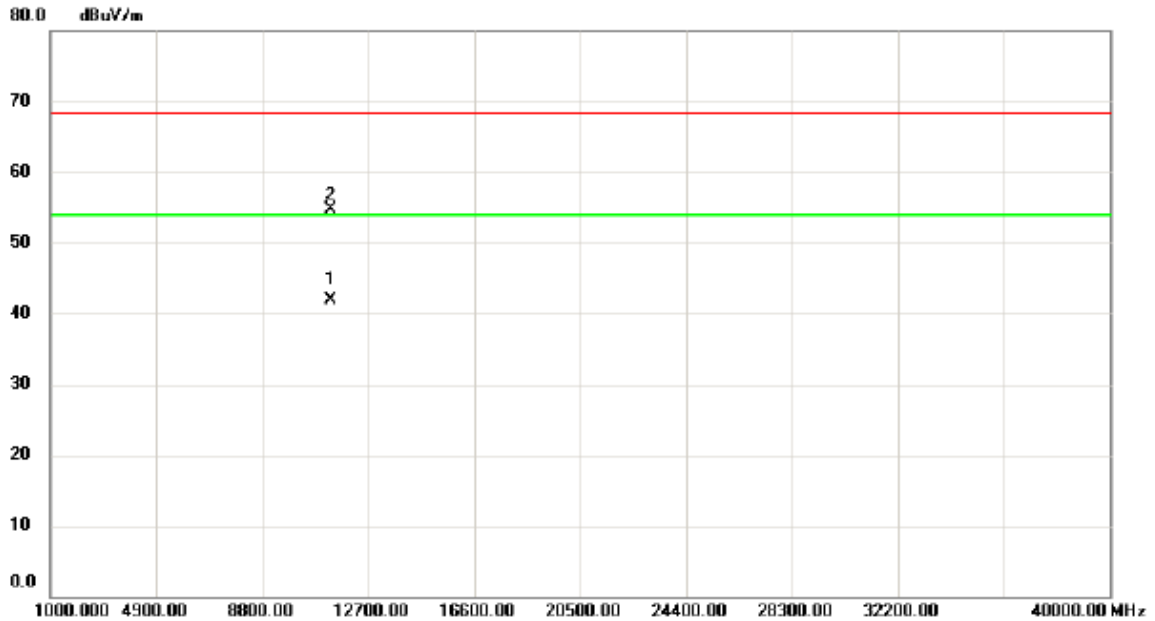
Vertical



No.	Mk.	Freq.	Reading Level	Correct Factor	Measurement	Limit	Margin	Detector	Comment
		MHz	dBuV	dB	dBuV/m	dBuV/m	dB		
1	*	5672.400	42.28	40.32	82.60	54.00	28.60	AVG	NO LIMIT
2		5725.000	-0.88	40.60	39.72	54.00	-14.28	AVG	
3		5725.000	9.35	40.60	49.95	68.30	-18.35	peak	
4	X	5668.200	51.92	40.30	92.22	68.30	23.92	peak	NO LIMIT

Orthogonal Axis :	X
Test Mode :	UNII-2C/ TX N40 Mode 5670MHz

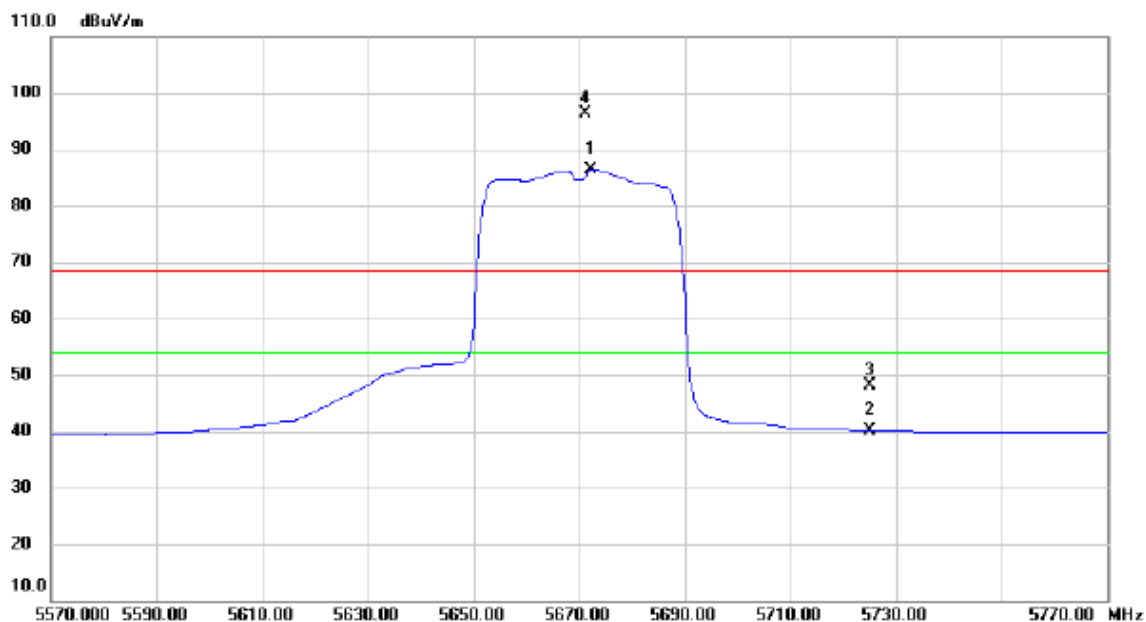
Vertical



No.	Mk.	Freq. MHz	Reading Level dBuV	Correct Factor dB	Measure- ment dBuV/m	Limit dBuV/m	Margin dB	Detector	Comment
1	*	11340.70	25.41	16.56	41.97	54.00	-12.03	AVG	
2		11341.52	38.08	16.57	54.65	68.30	-13.65	peak	

Orthogonal Axis :	X
Test Mode :	UNII-2C/ TX N40 Mode 5670MHz

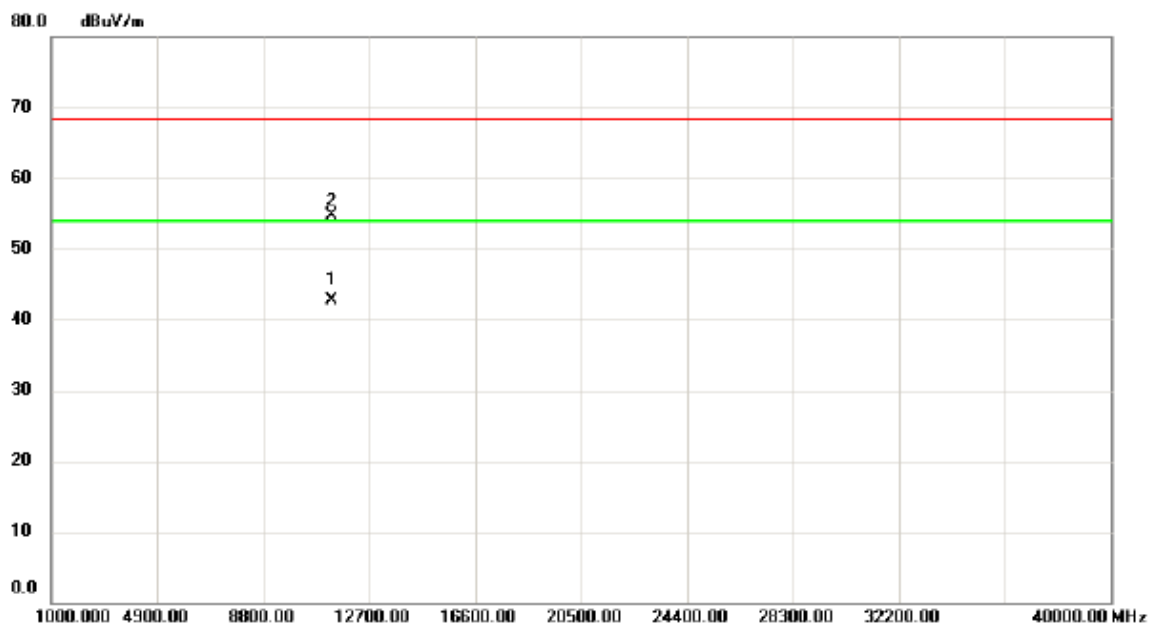
Horizontal



No.	Mk.	Freq. MHz	Reading Level dBuV	Correct Factor dB	Measure- ment dBuV/m	Limit dBuV/m	Margin dB	Detector	Comment
1	*	5672.400	46.11	40.32	86.43	54.00	32.43	AVG	NO LIMIT
2		5725.000	-0.46	40.60	40.14	54.00	-13.86	AVG	
3		5725.000	7.60	40.60	48.20	68.30	-20.10	peak	
4	X	5671.200	56.16	40.32	96.48	68.30	28.18	peak	NO LIMIT

Orthogonal Axis :	X
Test Mode :	UNII-2C/ TX N40 Mode 5670MHz

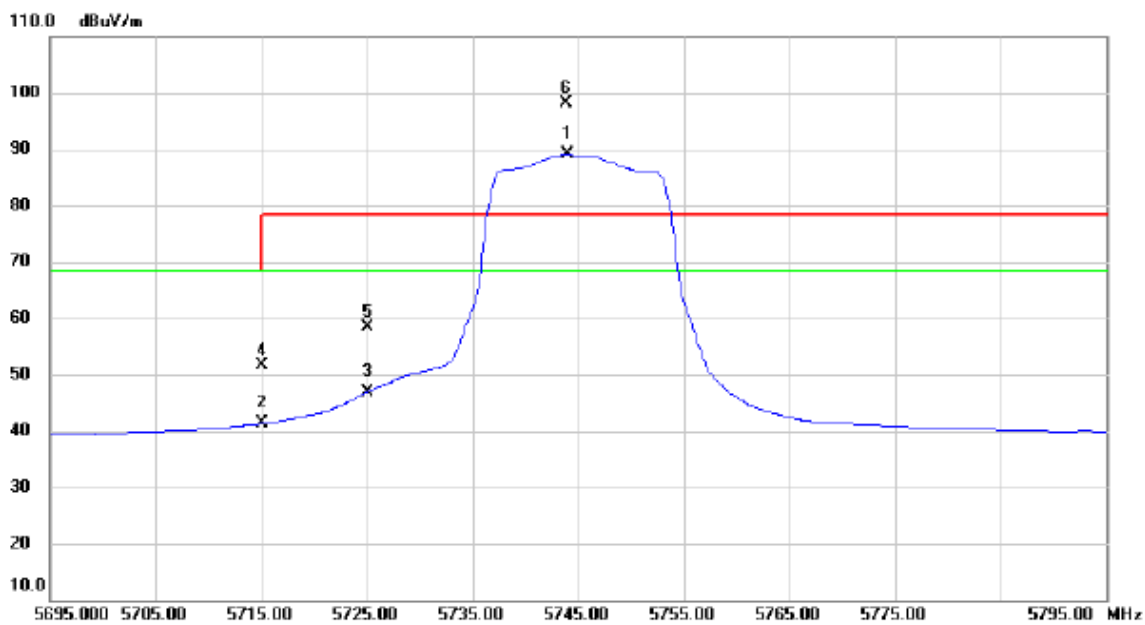
Horizontal



No.	Mk.	Freq. MHz	Reading Level dBuV	Correct Factor dB	Measure- ment dBuV/m	Limit dBuV/m	Margin dB	Detector	Comment
1	*	11340.20	26.15	16.56	42.71	54.00	-11.29	AVG	
2		11341.64	38.20	16.57	54.77	68.30	-13.53	peak	

Orthogonal Axis:	X
Test Mode:	UNII-3/TX A Mode 5745MHz

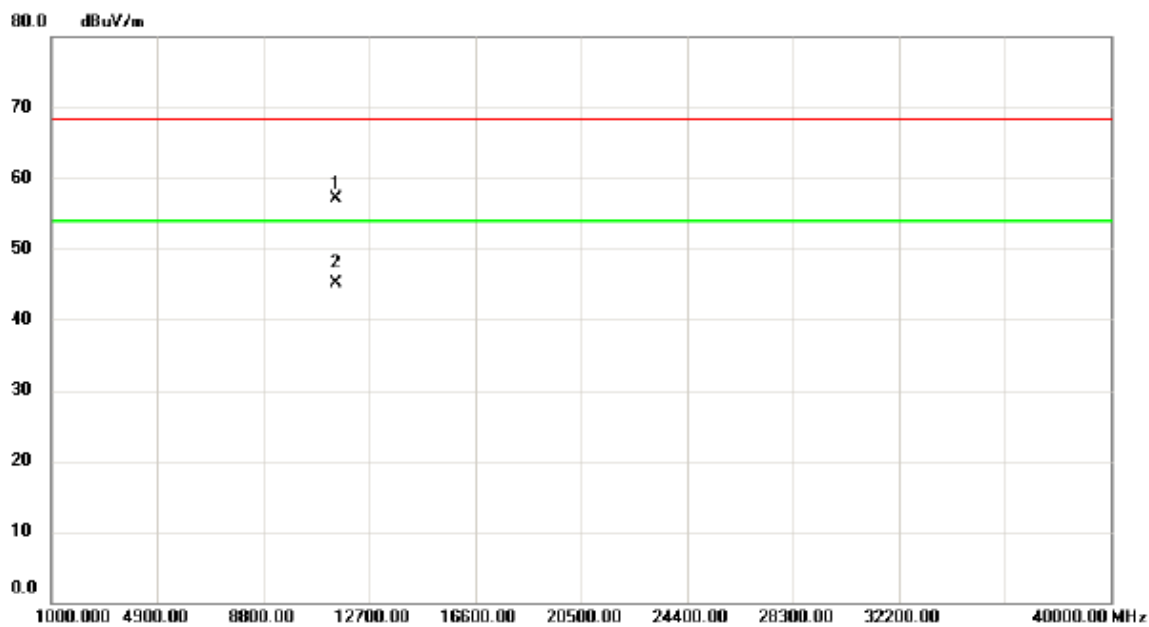
Vertical



No.	Mk.	Freq. MHz	Reading Level dBuV	Correct Factor dB	Measure- ment dBuV/m	Limit dBuV/m	Margin dB	Detector	Comment
1	*	5744.000	48.54	40.69	89.23	68.30	20.93	AVG	NO LIMIT
2		5715.000	0.78	40.54	41.32	68.30	-26.98	AVG	
3		5725.000	6.37	40.60	46.97	68.30	-21.33	AVG	
4		5715.000	11.14	40.54	51.68	68.30	-16.62	peak	
5		5725.000	17.85	40.60	58.45	78.30	-19.85	peak	
6	X	5743.900	57.48	40.69	98.17	78.30	19.87	peak	NO LIMIT

Orthogonal Axis:	X
Test Mode:	UNII-3/TX A Mode 5745MHz

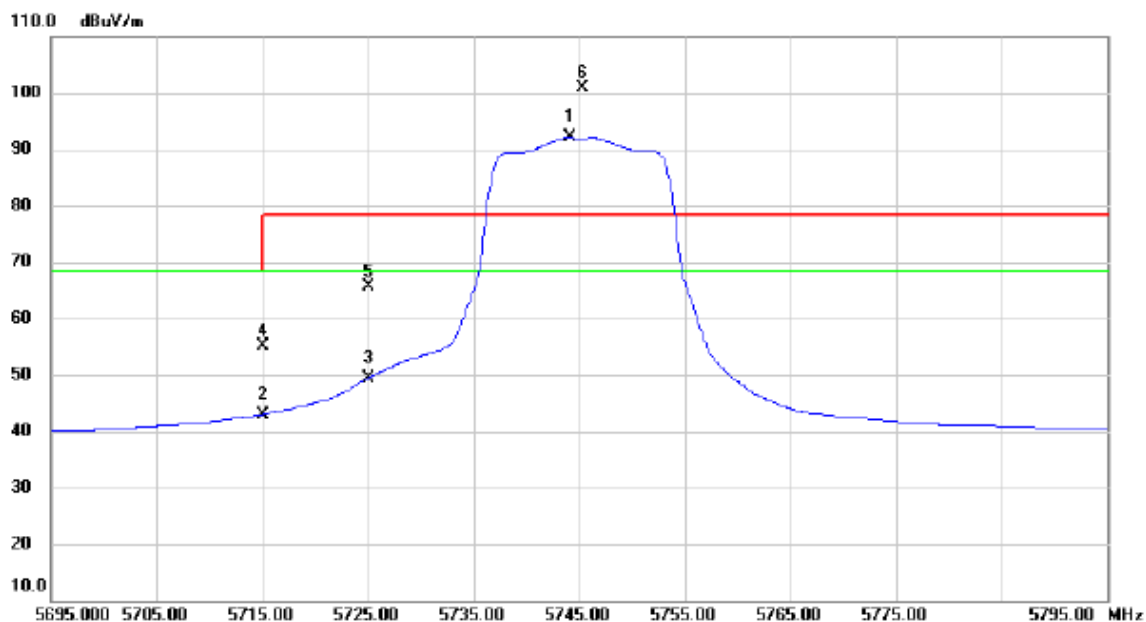
Vertical



No.	Mk.	Freq. MHz	Reading Level dBuV	Correct Factor dB	Measure- ment dBuV/m	Limit dBuV/m	Margin dB	Detector	Comment
1		11489.50	40.13	16.91	57.04	68.30	-11.26	peak	
2	*	11490.20	28.16	16.91	45.07	54.00	-8.93	AVG	

Orthogonal Axis:	X
Test Mode:	UNII-3/TX A Mode 5745MHz

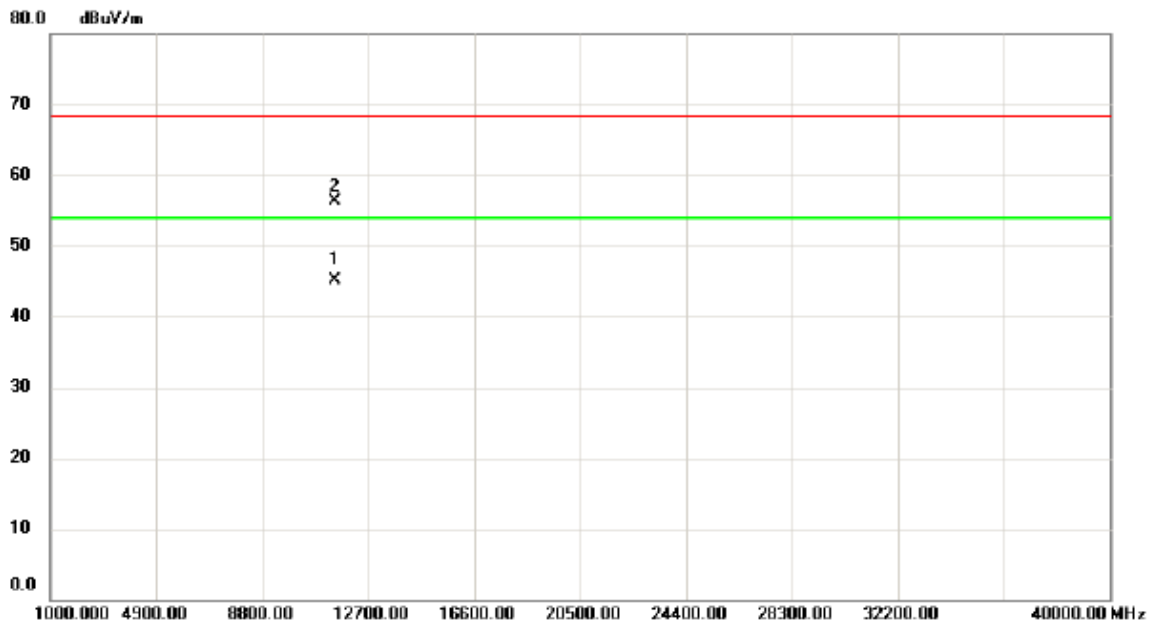
Horizontal



No.	Mk.	Freq.	Reading Level	Correct Factor	Measurement	Limit	Margin		
		MHz	dBuV	dB	dBuV/m	dBuV/m	dB	Detector	Comment
1	*	5744.100	51.49	40.69	92.18	68.30	23.88	AVG	NO LIMIT
2		5715.000	2.44	40.54	42.98	68.30	-25.32	AVG	
3		5725.000	8.88	40.60	49.48	68.30	-18.82	AVG	
4		5715.000	14.51	40.54	55.05	68.30	-13.25	peak	
5		5725.000	24.94	40.60	65.54	78.30	-12.76	peak	
6	X	5745.300	60.18	40.70	100.88	78.30	22.58	peak	NO LIMIT

Orthogonal Axis:	X
Test Mode:	UNII-3/TX A Mode 5745MHz

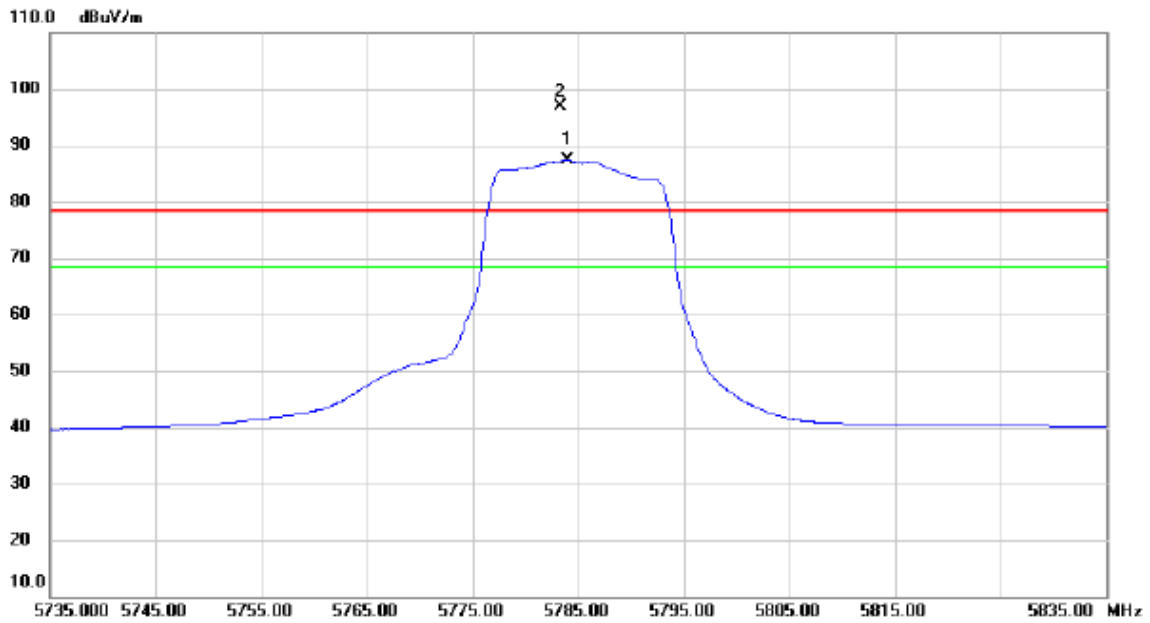
Horizontal



No.	Mk.	Freq. MHz	Reading Level dBuV	Correct Factor dB	Measure- ment dBuV/m	Limit dBuV/m	Margin dB	Detector	Comment
1	*	11490.90	28.13	16.91	45.04	54.00	-8.96	AVG	
2		11491.90	39.43	16.91	56.34	68.30	-11.96	peak	

Orthogonal Axis:	X
Test Mode:	UNII-3/TX A Mode 5785MHz

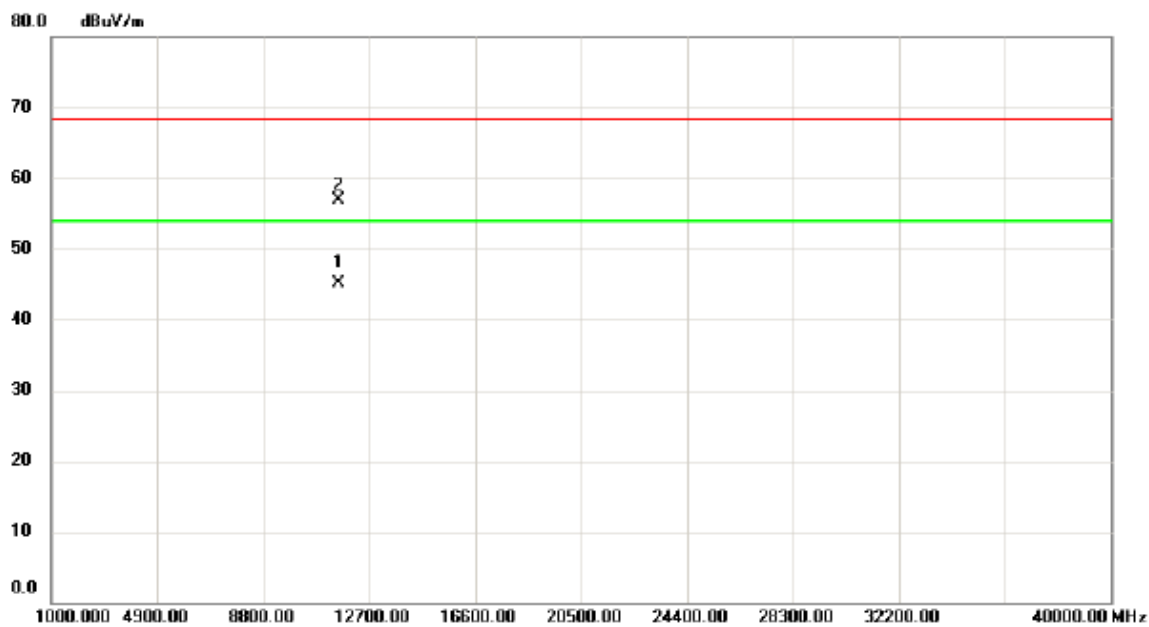
Vertical



No.	Mk.	Freq.	Reading Level	Correct Factor	Measurement	Limit	Margin		
		MHz	dBuV	dB	dBuV/m	dBuV/m	dB	Detector	Comment
1	*	5784.000	46.51	40.90	87.41	68.30	19.11	AVG	NO LIMIT
2	X	5783.300	56.10	40.89	96.99	78.30	18.69	peak	NO LIMIT

Orthogonal Axis:	X
Test Mode:	UNII-3/TX A Mode 5785MHz

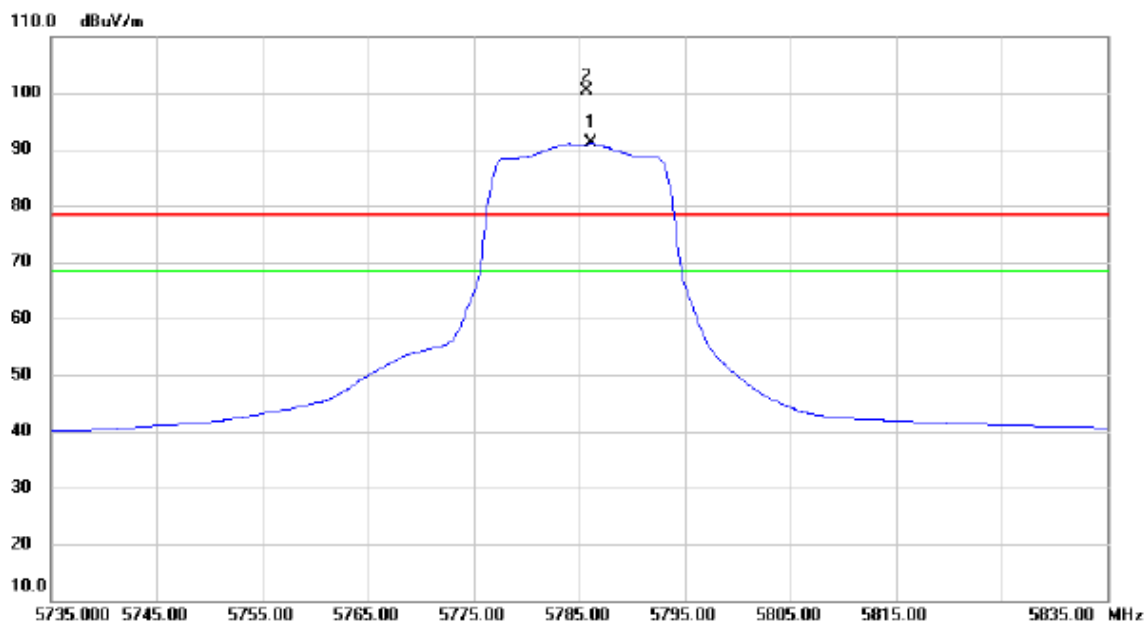
Vertical



No.	Mk.	Freq. MHz	Reading Level dBuV	Correct Factor dB	Measure- ment dBuV/m	Limit dBuV/m	Margin dB	Detector	Comment
1	*	11570.10	28.02	17.05	45.07	54.00	-8.93	AVG	
2		11571.40	39.92	17.05	56.97	68.30	-11.33	peak	

Orthogonal Axis:	X
Test Mode:	UNII-3/TX A Mode 5785MHz

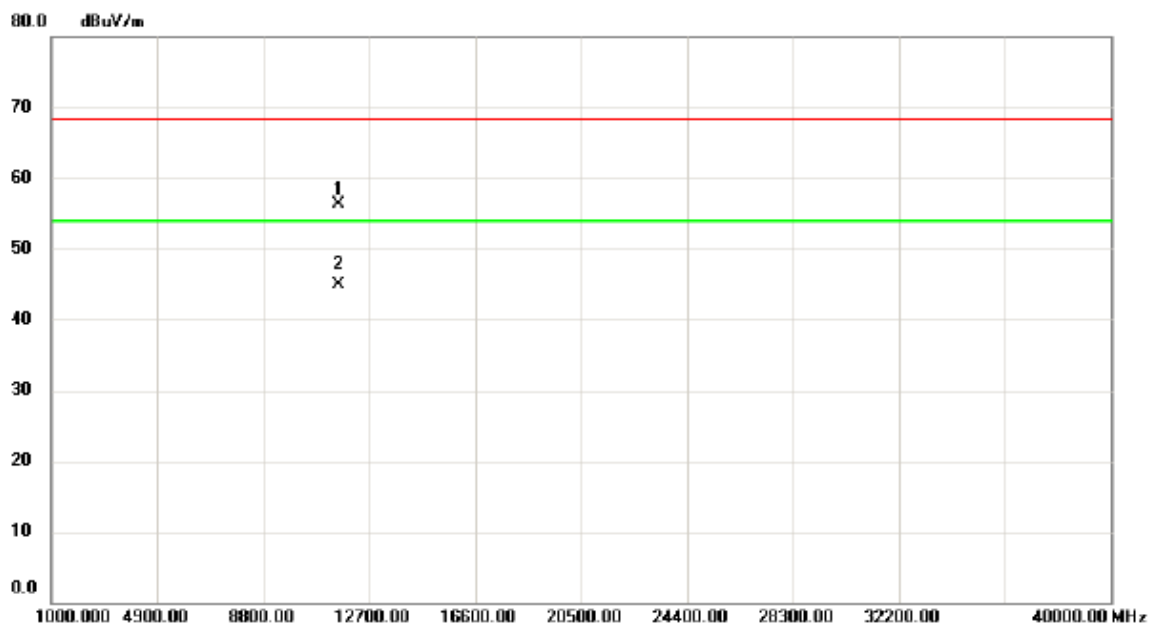
Horizontal



No.	Mk.	Freq. MHz	Reading Level dBuV	Correct Factor dB	Measure- ment dBuV/m	Limit dBuV/m	Margin dB	Detector	Comment
1	*	5786.200	50.15	40.91	91.06	68.30	22.76	AVG	NO LIMIT
2	X	5785.700	59.48	40.90	100.38	78.30	22.08	peak	NO LIMIT

Orthogonal Axis:	X
Test Mode:	UNII-3/TX A Mode 5785MHz

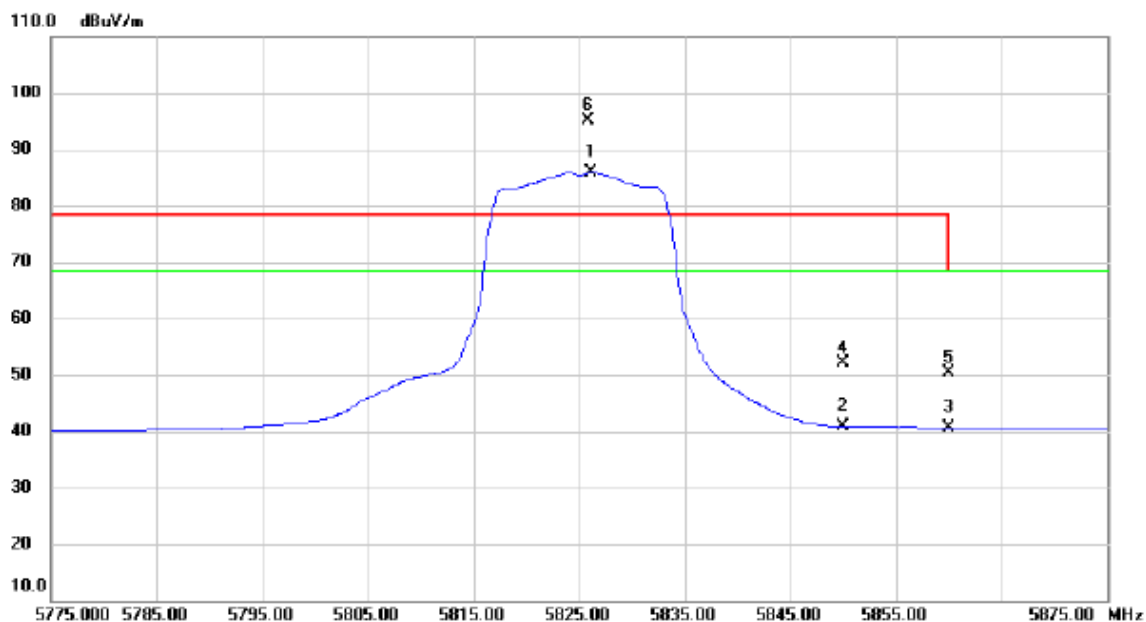
Horizontal



No.	Mk.	Freq. MHz	Reading Level dBuV	Correct Factor dB	Measure- ment dBuV/m	Limit dBuV/m	Margin dB	Detector	Comment
1		11570.80	39.24	17.05	56.29	68.30	-12.01	peak	
2	*	11571.90	27.95	17.05	45.00	54.00	-9.00	AVG	

Orthogonal Axis:	X
Test Mode:	UNII-3/TX A Mode 5825MHz

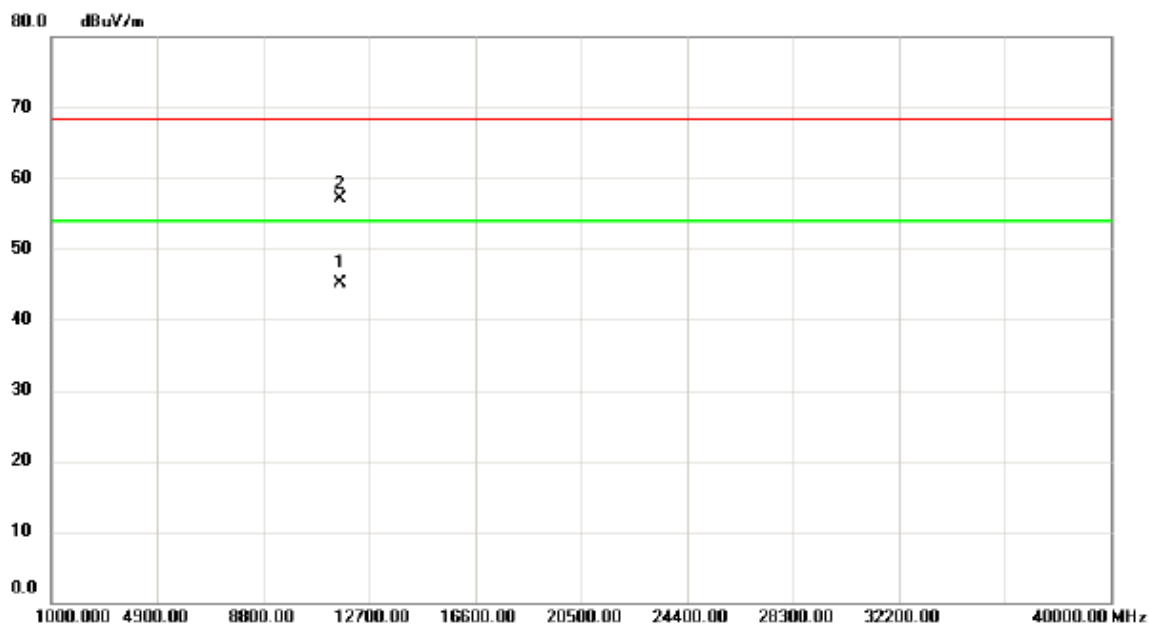
Vertical



No.	Mk.	Freq. MHz	Reading Level dBuV	Correct Factor dB	Measure- ment dBuV/m	Limit dBuV/m	Margin dB	Detector	Comment
1	*	5826.200	44.85	41.11	85.96	68.30	17.66	AVG	NO LIMIT
2		5850.000	-0.38	41.23	40.85	68.30	-27.45	AVG	
3		5860.000	-0.68	41.29	40.61	68.30	-27.69	AVG	
4		5850.000	10.89	41.23	52.12	78.30	-26.18	peak	
5		5860.000	9.03	41.29	50.32	68.30	-17.98	peak	
6	X	5825.800	54.12	41.11	95.23	78.30	16.93	peak	NO LIMIT

Orthogonal Axis:	X
Test Mode:	UNII-3/TX A Mode 5825MHz

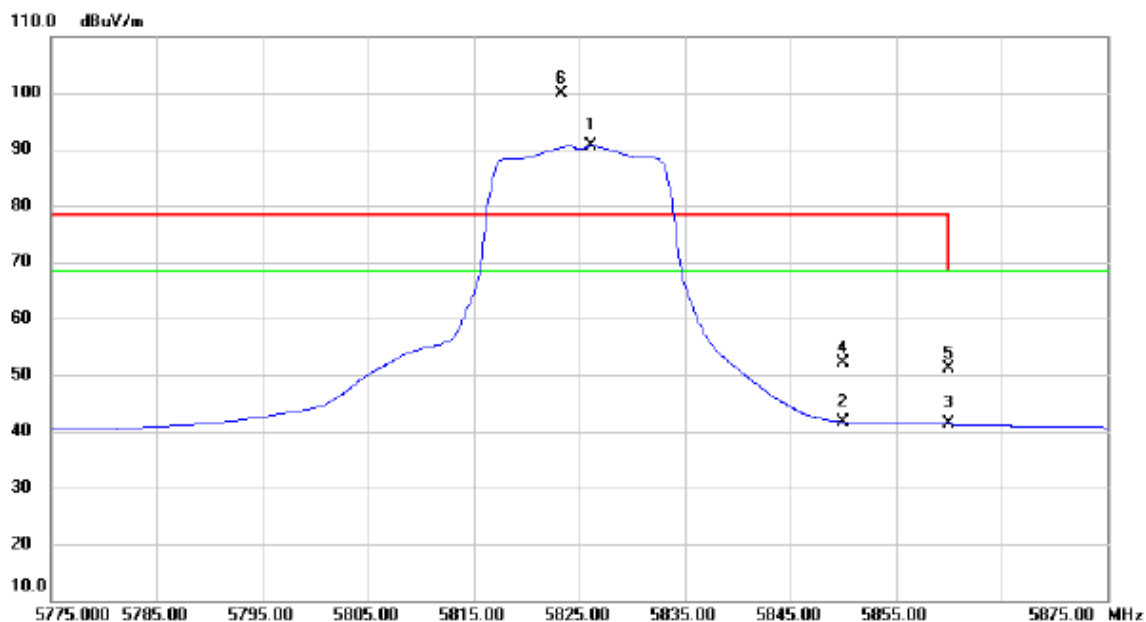
Vertical



No.	Mk.	Freq. MHz	Reading Level dBuV	Correct Factor dB	Measure- ment dBuV/m	Limit dBuV/m	Margin dB	Detector	Comment
1	*	11650.70	27.84	17.17	45.01	54.00	-8.99	AVG	
2		11651.90	39.91	17.17	57.08	68.30	-11.22	peak	

Orthogonal Axis:	X
Test Mode:	UNII-3/TX A Mode 5825MHz

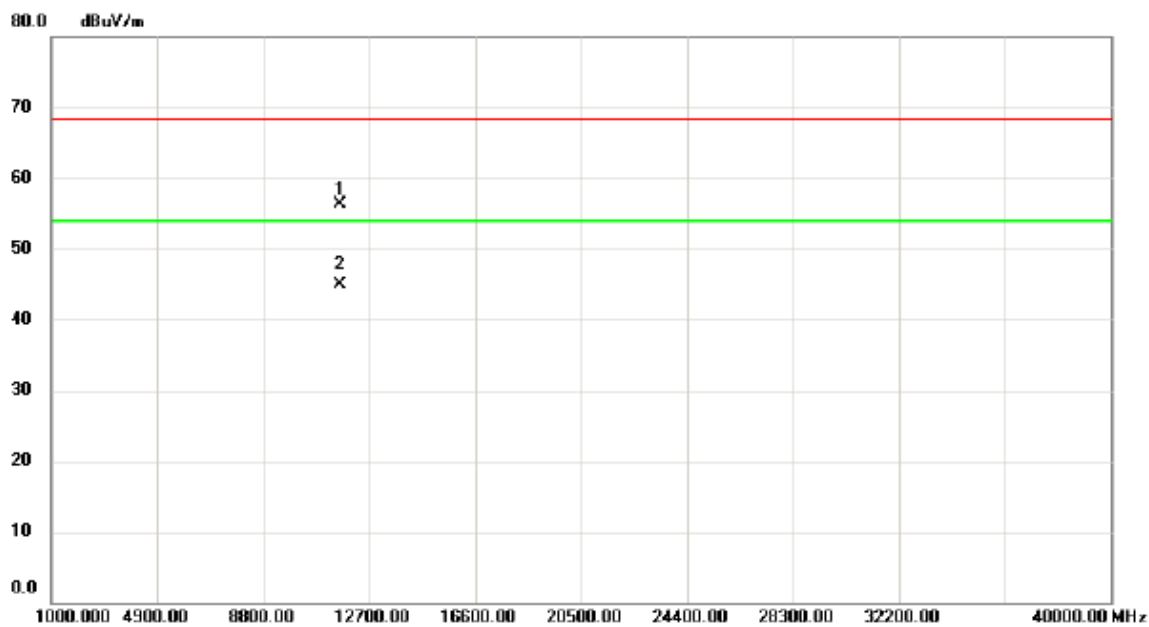
Horizontal



No.	Mk.	Freq. MHz	Reading Level dBuV	Correct Factor dB	Measure- ment dBuV/m	Limit dBuV/m	Margin dB	Detector	Comment
1	*	5826.200	49.54	41.11	90.65	68.30	22.35	AVG	NO LIMIT
2		5850.000	0.46	41.23	41.69	68.30	-26.61	AVG	
3		5860.000	-0.01	41.29	41.28	68.30	-27.02	AVG	
4		5850.000	10.79	41.23	52.02	78.30	-26.28	peak	
5		5860.000	9.82	41.29	51.11	68.30	-17.19	peak	
6	X	5823.300	58.78	41.10	99.88	78.30	21.58	peak	NO LIMIT

Orthogonal Axis:	X
Test Mode:	UNII-3/TX A Mode 5825MHz

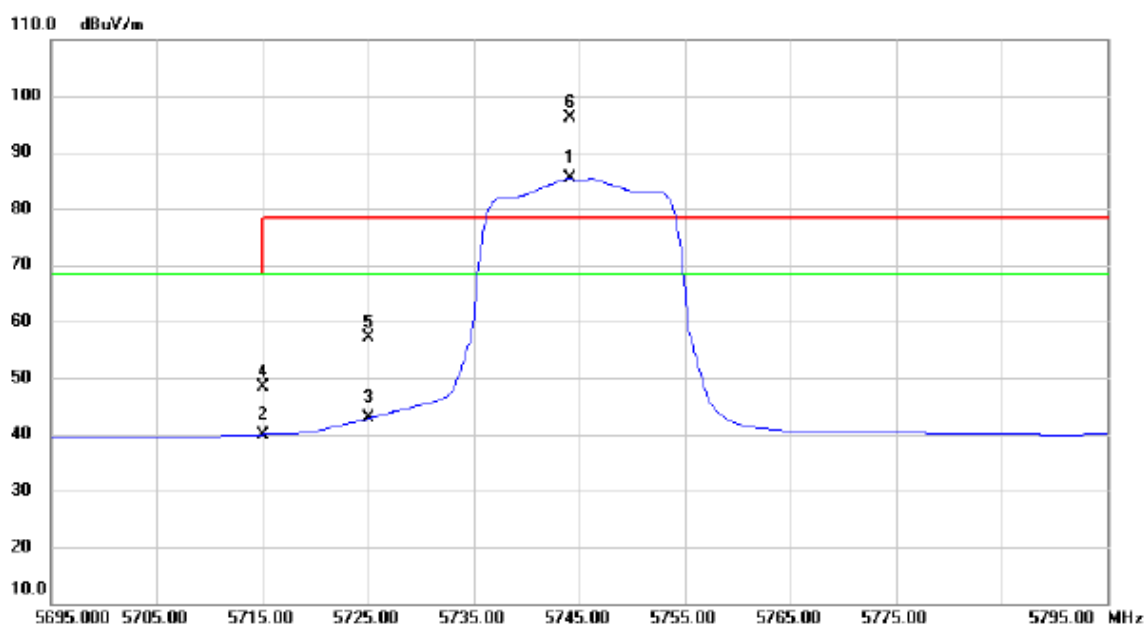
Horizontal



No.	Mk.	Freq. MHz	Reading Level dBuV	Correct Factor dB	Measure- ment dBuV/m	Limit dBuV/m	Margin dB	Detector	Comment
1		11650.30	39.20	17.17	56.37	68.30	-11.93	peak	
2	*	11651.20	27.83	17.17	45.00	54.00	-9.00	AVG	

Orthogonal Axis:	X
Test Mode:	UNII-3/TX N20 Mode 5745MHz

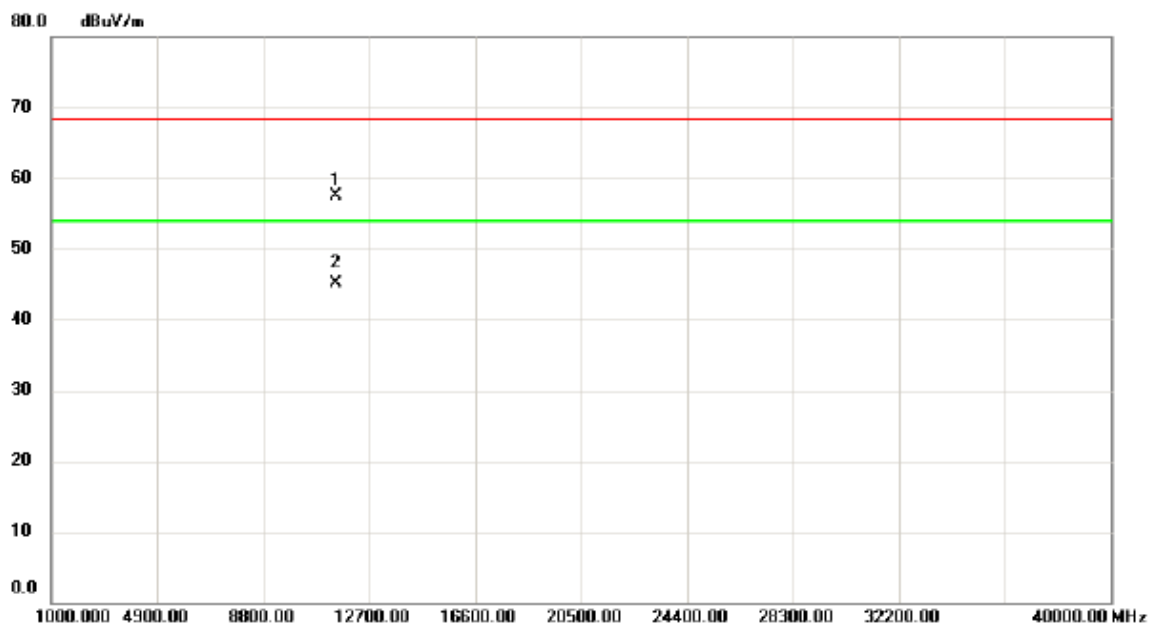
Vertical



No.	Mk.	Freq.	Reading Level	Correct Factor	Measurement	Limit	Margin	Detector	Comment
		MHz	dBuV	dB	dBuV/m	dBuV/m	dB		
1	X	5744.100	44.68	40.69	85.37	68.30	17.07	AVG	NO LIMIT
2		5715.000	-0.55	40.54	39.99	68.30	-28.31	AVG	
3		5725.000	2.23	40.60	42.83	68.30	-25.47	AVG	
4		5715.000	7.82	40.54	48.36	68.30	-19.94	peak	
5		5725.000	16.46	40.60	57.06	78.30	-21.24	peak	
6	*	5744.100	55.34	40.69	96.03	78.30	17.73	peak	NO LIMIT

Orthogonal Axis:	X
Test Mode:	UNII-3/TX N20 Mode 5745MHz

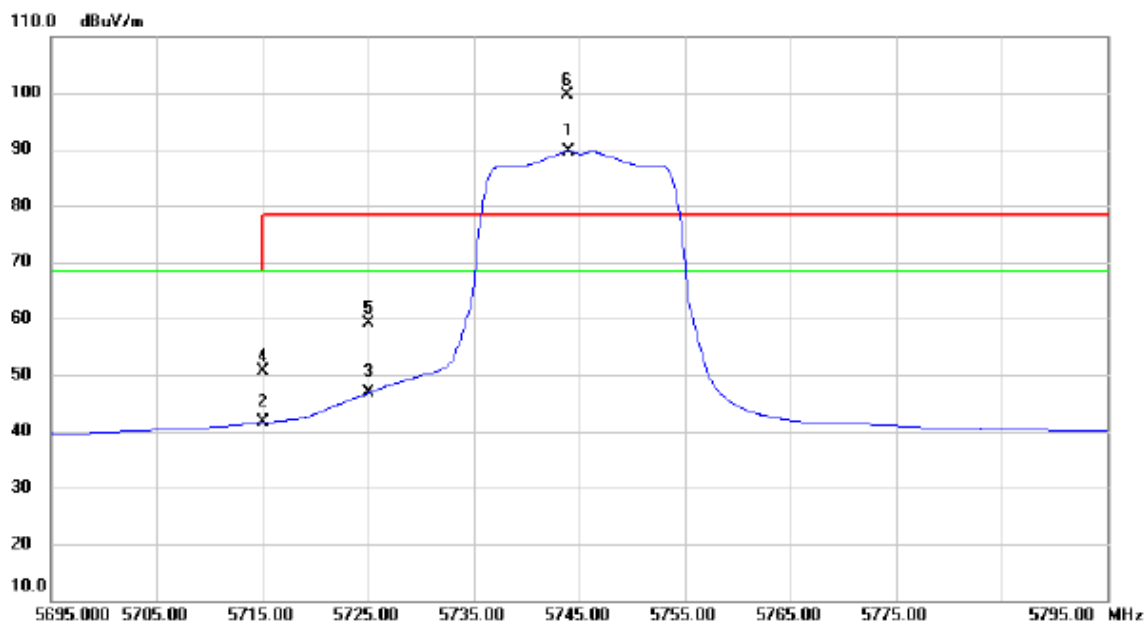
Vertical



No.	Mk.	Freq. MHz	Reading Level dBuV	Correct Factor dB	Measure- ment dBuV/m	Limit dBuV/m	Margin dB	Detector	Comment
1		11489.70	40.56	16.91	57.47	68.30	-10.83	peak	
2	*	11490.90	28.20	16.91	45.11	54.00	-8.89	AVG	

Orthogonal Axis:	X
Test Mode:	UNII-3/TX N20 Mode 5745MHz

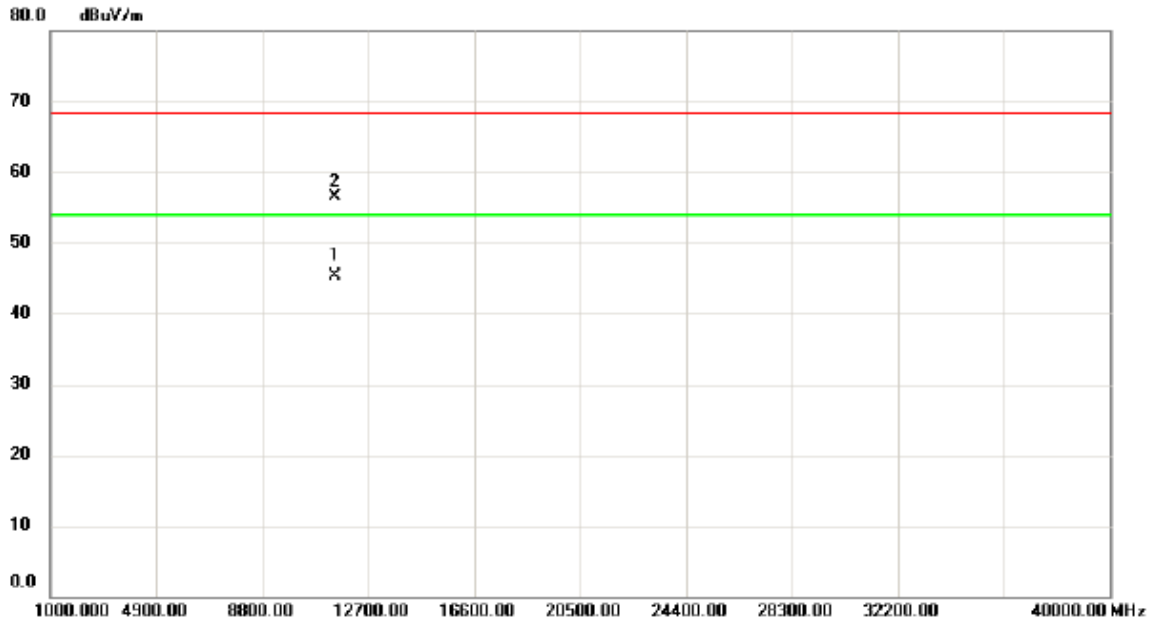
Horizontal



No.	Mk.	Freq.	Reading Level	Correct Factor	Measurement	Limit	Margin		
		MHz	dBuV	dB	dBuV/m	dBuV/m	dB	Detector	Comment
1	*	5744.000	48.98	40.69	89.67	68.30	21.37	AVG	NO LIMIT
2		5715.000	1.03	40.54	41.57	68.30	-26.73	AVG	
3		5725.000	6.24	40.60	46.84	68.30	-21.46	AVG	
4		5715.000	10.07	40.54	50.61	68.30	-17.69	peak	
5		5725.000	18.43	40.60	59.03	78.30	-19.27	peak	
6	X	5743.900	58.88	40.69	99.57	78.30	21.27	peak	NO LIMIT

Orthogonal Axis:	X
Test Mode:	UNII-3/TX N20 Mode 5745MHz

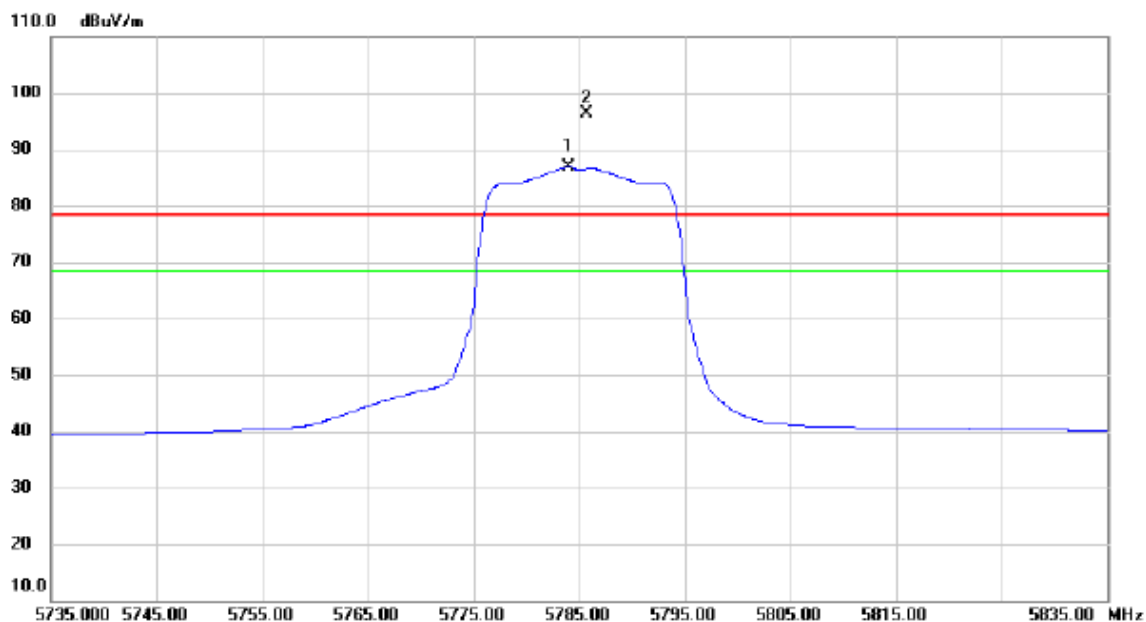
Horizontal



No.	Mk.	Freq. MHz	Reading Level dBuV	Correct Factor dB	Measure- ment dBuV/m	Limit dBuV/m	Margin dB	Detector	Comment
1	*	11490.40	28.36	16.91	45.27	54.00	-8.73	AVG	
2		11491.50	39.52	16.91	56.43	68.30	-11.87	peak	

Orthogonal Axis:	X
Test Mode:	UNII-3/TX N20 Mode 5785MHz

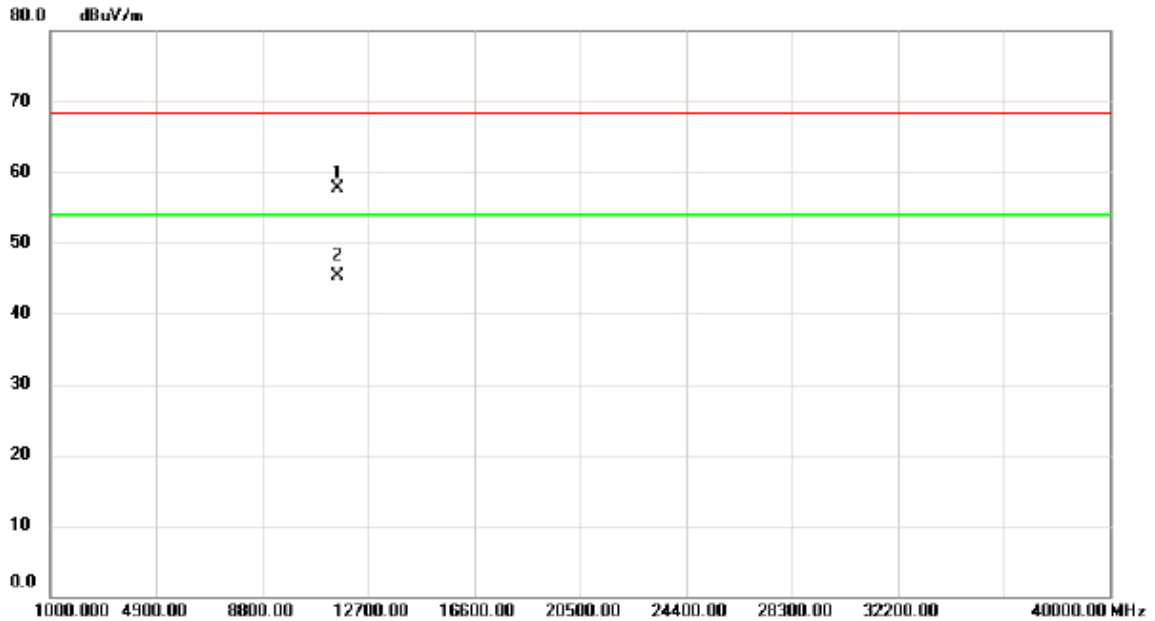
Vertical



No.	Mk.	Freq.	Reading Level	Correct Factor	Measurement	Limit	Margin		
		MHz	dBuV	dB	dBuV/m	dBuV/m	dB	Detector	Comment
1	*	5784.000	45.98	40.90	86.88	68.30	18.58	AVG	NO LIMIT
2	X	5785.700	55.44	40.90	96.34	78.30	18.04	peak	NO LIMIT

Orthogonal Axis:	X
Test Mode:	UNII-3/TX N20 Mode 5785MHz

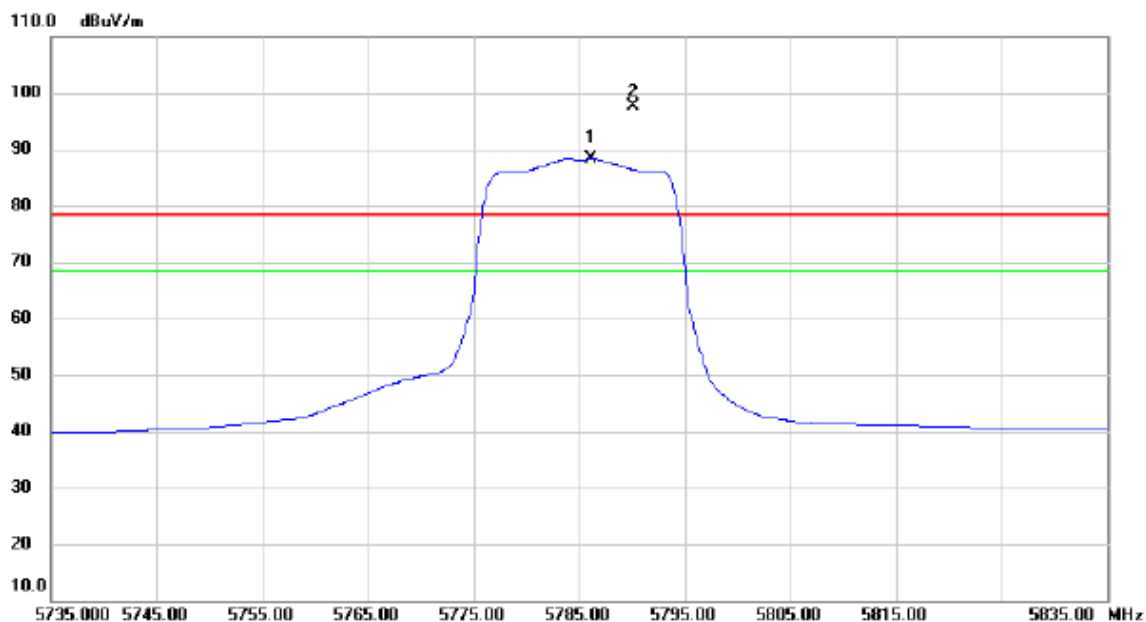
Vertical



No.	Mk.	Freq. MHz	Reading Level dBuV	Correct Factor dB	Measure- ment dBuV/m	Limit dBuV/m	Margin dB	Detector	Comment
1		11570.50	40.75	17.05	57.80	68.30	-10.50	peak	
2	*	11571.70	28.26	17.05	45.31	54.00	-8.69	AVG	

Orthogonal Axis:	X
Test Mode:	UNII-3/TX N20 Mode 5785MHz

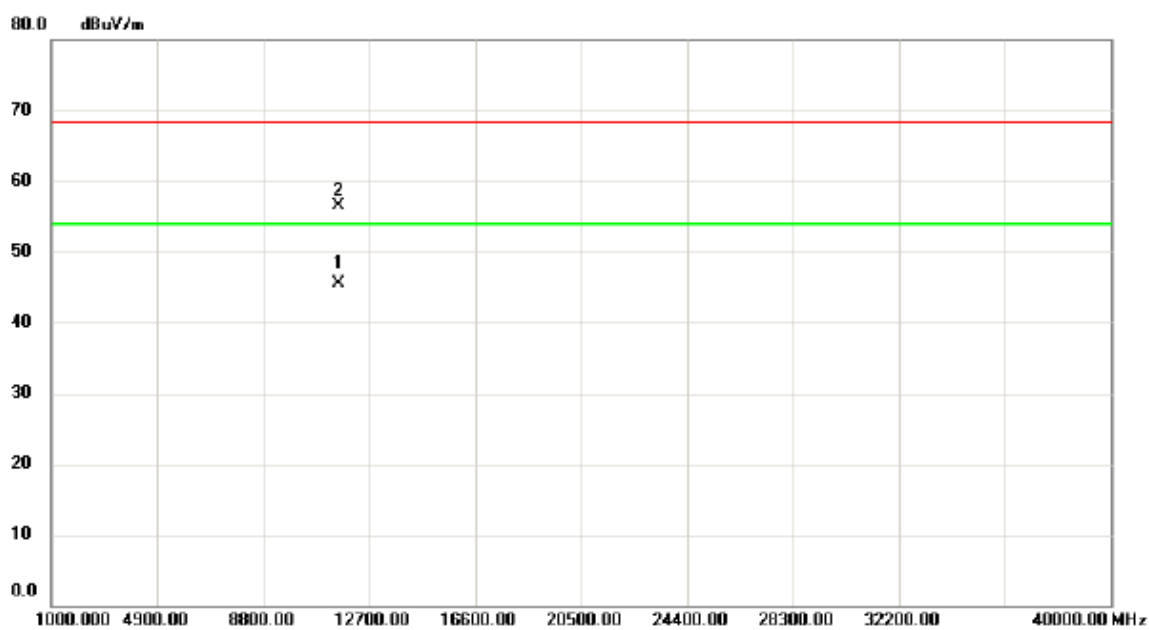
Horizontal



No.	Mk.	Freq.	Reading Level	Correct Factor	Measurement	Limit	Margin		
		MHz	dBuV	dB	dBuV/m	dBuV/m	dB	Detector	Comment
1	*	5786.200	47.58	40.91	88.49	68.30	20.19	AVG	NO LIMIT
2	X	5790.100	56.83	40.92	97.75	78.30	19.45	peak	NO LIMIT

Orthogonal Axis:	X
Test Mode:	UNII-3/TX N20 Mode 5785MHz

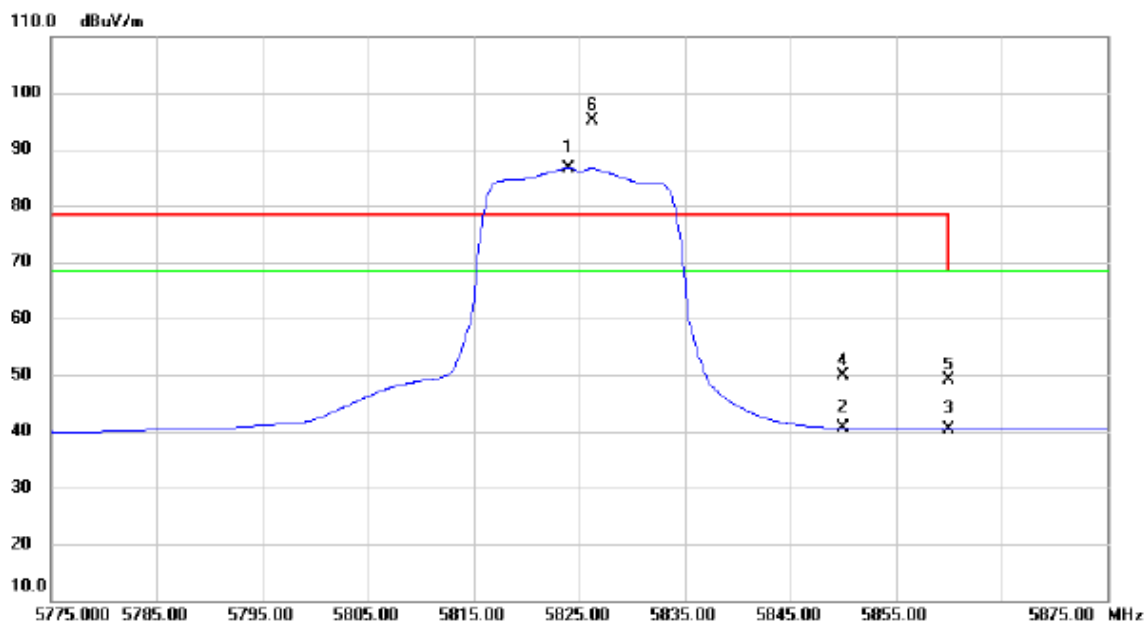
Horizontal



No.	Mk.	Freq. MHz	Reading Level dBuV	Correct Factor dB	Measure- ment dBuV/m	Limit dBuV/m	Margin dB	Detector	Comment
1	*	11570.60	28.45	17.05	45.50	54.00	-8.50	AVG	
2		11571.70	39.38	17.05	56.43	68.30	-11.87	peak	

Orthogonal Axis:	X
Test Mode:	UNII-3/TX N20 Mode 5825MHz

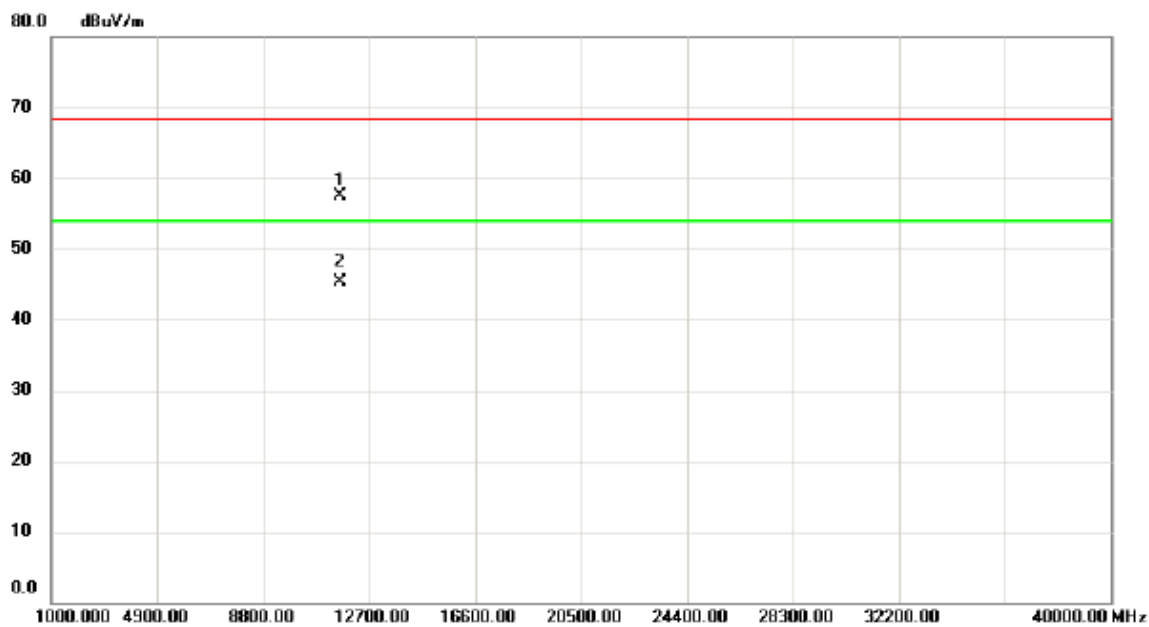
Vertical



No.	Mk.	Freq. MHz	Reading Level dBuV	Correct Factor dB	Measure- ment dBuV/m	Limit dBuV/m	Margin dB	Detector	Comment
1	*	5824.000	45.59	41.10	86.69	68.30	18.39	AVG	NO LIMIT
2		5850.000	-0.60	41.23	40.63	68.30	-27.67	AVG	
3		5860.000	-0.82	41.29	40.47	68.30	-27.83	AVG	
4		5850.000	8.69	41.23	49.92	78.30	-28.38	peak	
5		5860.000	7.77	41.29	49.06	68.30	-19.24	peak	
6	X	5826.300	54.01	41.11	95.12	78.30	16.82	peak	NO LIMIT

Orthogonal Axis:	X
Test Mode:	UNII-3/TX N20 Mode 5825MHz

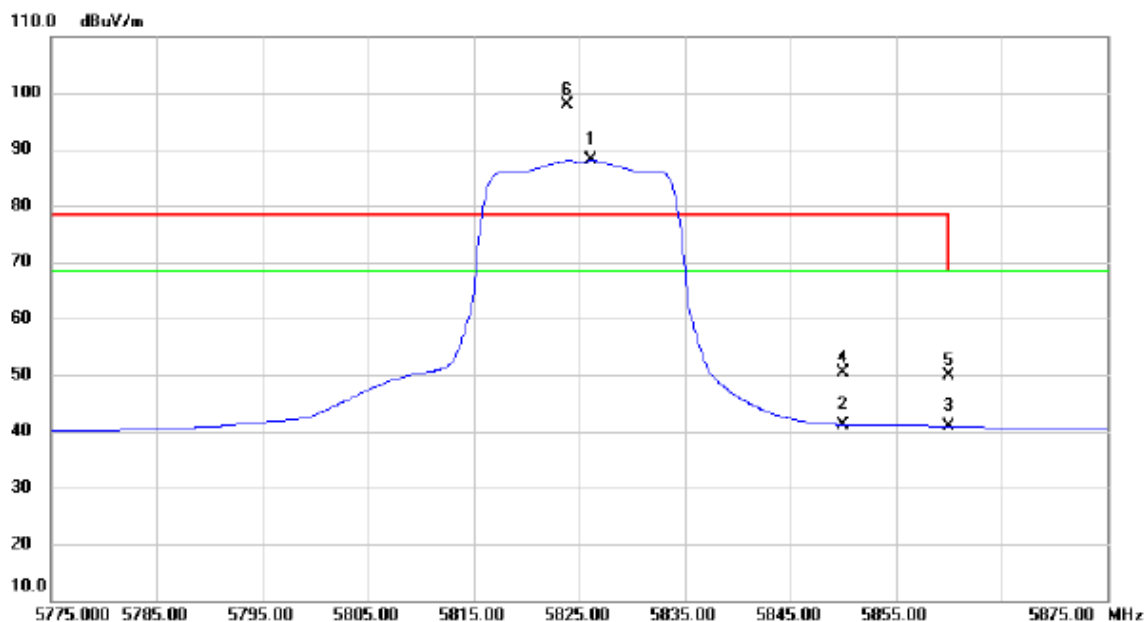
Vertical



No.	Mk.	Freq. MHz	Reading Level dBuV	Correct Factor dB	Measure- ment dBuV/m	Limit dBuV/m	Margin dB	Detector	Comment
1		11650.90	40.35	17.17	57.52	68.30	-10.78	peak	
2	*	11651.50	28.12	17.17	45.29	54.00	-8.71	AVG	

Orthogonal Axis:	X
Test Mode:	UNII-3/TX N20 Mode 5825MHz

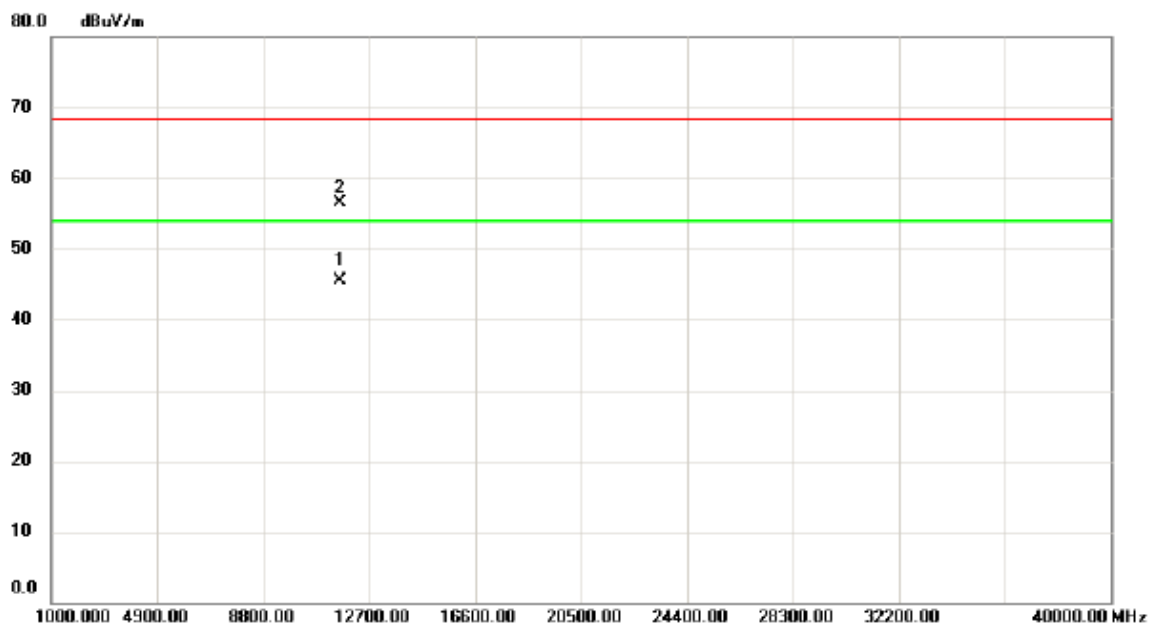
Horizontal



No.	Mk.	Freq.	Reading Level	Correct Factor	Measurement	Limit	Margin	Detector	Comment
		MHz	dBuV	dB	dBuV/m	dBuV/m	dB		
1	*	5826.200	47.05	41.11	88.16	68.30	19.86	AVG	NO LIMIT
2		5850.000	-0.03	41.23	41.20	68.30	-27.10	AVG	
3		5860.000	-0.41	41.29	40.88	68.30	-27.42	AVG	
4		5850.000	9.06	41.23	50.29	78.30	-28.01	peak	
5		5860.000	8.48	41.29	49.77	68.30	-18.53	peak	
6	X	5823.800	56.70	41.10	97.80	78.30	19.50	peak	NO LIMIT

Orthogonal Axis:	X
Test Mode:	UNII-3/TX N20 Mode 5825MHz

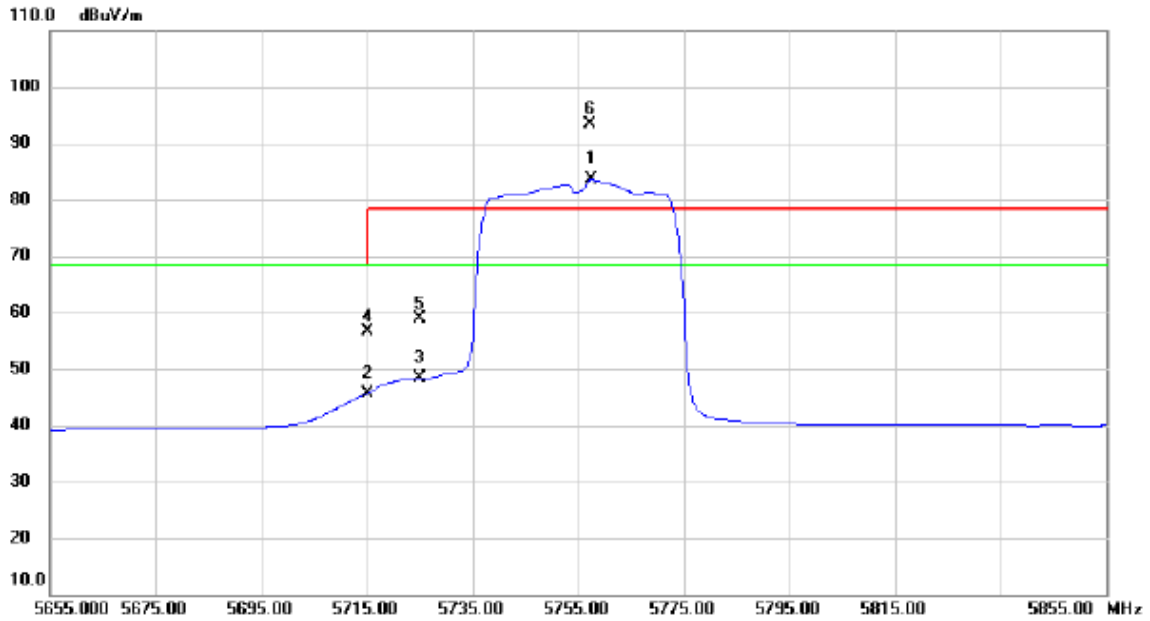
Horizontal



No.	Mk.	Freq. MHz	Reading Level dBuV	Correct Factor dB	Measure- ment dBuV/m	Limit dBuV/m	Margin dB	Detector	Comment
1	*	11649.10	28.33	17.17	45.50	54.00	-8.50	AVG	
2		11650.65	39.26	17.17	56.43	68.30	-11.87	peak	

Orthogonal Axis:	X
Test Mode:	UNII-3/TX N40 Mode 5755MHz

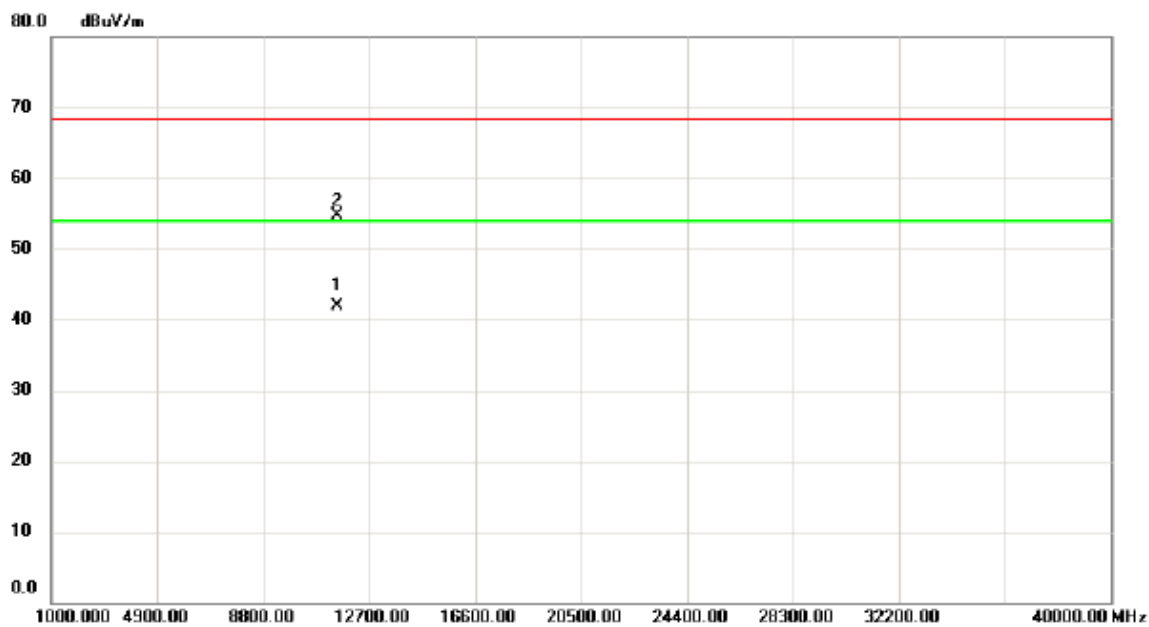
Vertical



No.	Mk.	Freq. MHz	Reading Level dBuV	Correct Factor dB	Measure- ment dBuV/m	Limit dBuV/m	Margin dB	Detector	Comment
1	*	5757.600	42.77	40.75	83.52	68.30	15.22	AVG	NO LIMIT
2		5715.000	5.07	40.54	45.61	68.30	-22.69	AVG	
3		5725.000	7.82	40.60	48.42	68.30	-19.88	AVG	
4		5715.000	16.11	40.54	56.65	68.30	-11.65	peak	
5		5725.000	18.31	40.60	58.91	78.30	-19.39	peak	
6	X	5757.200	52.53	40.75	93.28	78.30	14.98	peak	NO LIMIT

Orthogonal Axis:	X
Test Mode:	UNII-3/TX N40 Mode 5755MHz

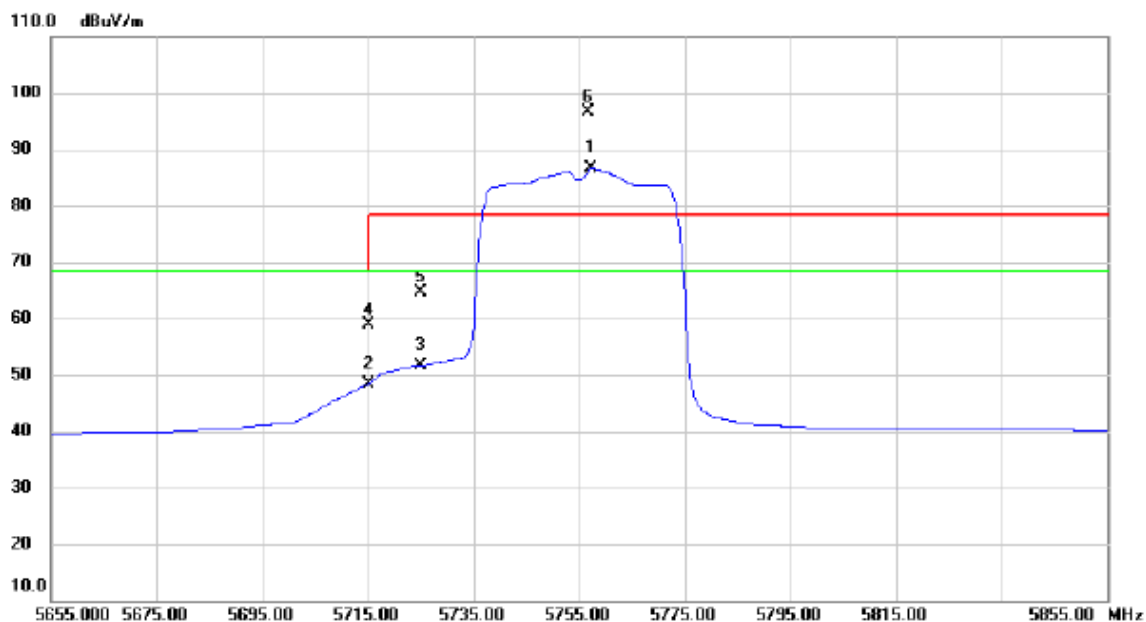
Vertical



No.	Mk.	Freq. MHz	Reading Level dBuV	Correct Factor dB	Measure- ment dBuV/m	Limit dBuV/m	Margin dB	Detector	Comment
1	*	11510.40	24.85	16.96	41.81	54.00	-12.19	AVG	
2		11510.74	37.74	16.96	54.70	68.30	-13.60	peak	

Orthogonal Axis:	X
Test Mode:	UNII-3/TX N40 Mode 5755MHz

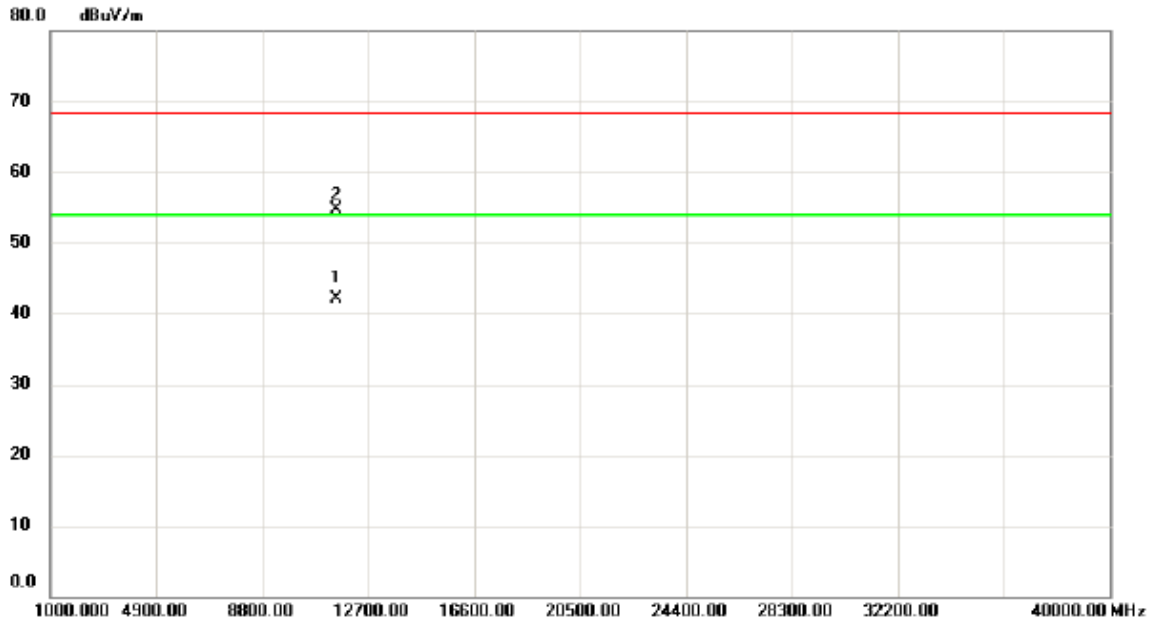
Horizontal



No.	Mk.	Freq.	Reading Level	Correct Factor	Measurement	Limit	Margin		
		MHz	dBuV	dB	dBuV/m	dBuV/m	dB	Detector	Comment
1	X	5757.400	45.85	40.75	86.60	68.30	18.30	AVG	NO LIMIT
2		5715.000	7.90	40.54	48.44	68.30	-19.86	AVG	
3		5725.000	11.06	40.60	51.66	68.30	-16.64	AVG	
4		5715.000	18.46	40.54	59.00	68.30	-9.30	peak	
5		5725.000	24.03	40.60	64.63	78.30	-13.67	peak	
6	*	5756.800	55.92	40.75	96.67	78.30	18.37	peak	NO LIMIT

Orthogonal Axis:	X
Test Mode:	UNII-3/TX N40 Mode 5755MHz

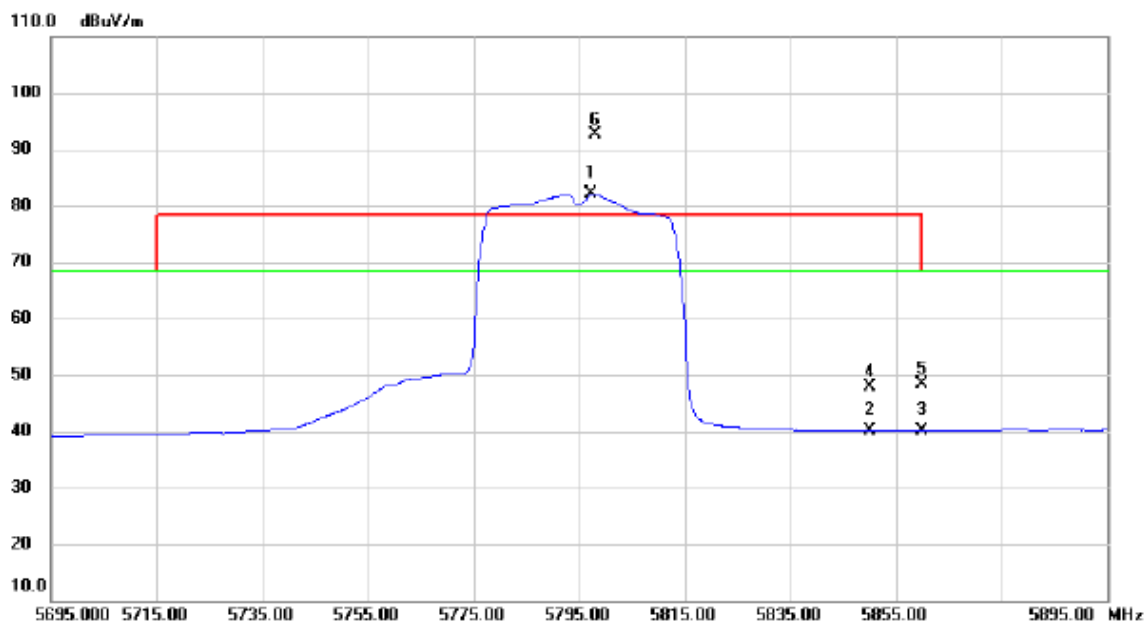
Horizontal



No.	Mk.	Freq. MHz	Reading Level dBuV	Correct Factor dB	Measure- ment dBuV/m	Limit dBuV/m	Margin dB	Detector	Comment
1	*	11510.20	25.20	16.96	42.16	54.00	-11.84	AVG	
2		11510.48	37.75	16.96	54.71	68.30	-13.59	peak	

Orthogonal Axis:	X
Test Mode:	UNII-3/TX N40 Mode 5795MHz

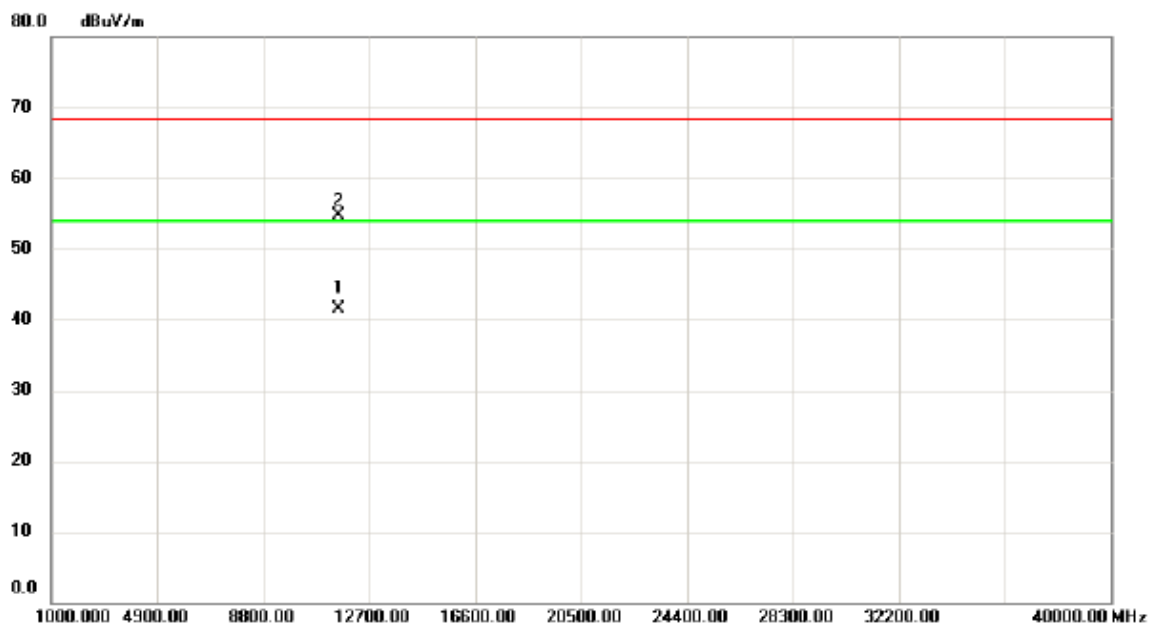
Vertical



No.	Mk.	Freq.	Reading Level	Correct Factor	Measurement	Limit	Margin	Detector	Comment
		MHz	dBuV	dB	dBuV/m	dBuV/m	dB		
1	X	5797.400	41.23	40.96	82.19	68.30	13.89	AVG	NO LIMIT
2		5850.000	-1.19	41.23	40.04	68.30	-28.26	AVG	
3		5860.000	-1.19	41.29	40.10	68.30	-28.20	AVG	
4		5850.000	6.56	41.23	47.79	78.30	-30.51	peak	
5		5860.000	6.99	41.29	48.28	68.30	-20.02	peak	
6	*	5798.000	51.56	40.96	92.52	78.30	14.22	peak	NO LIMIT

Orthogonal Axis:	X
Test Mode:	UNII-3/TX N40 Mode 5795MHz

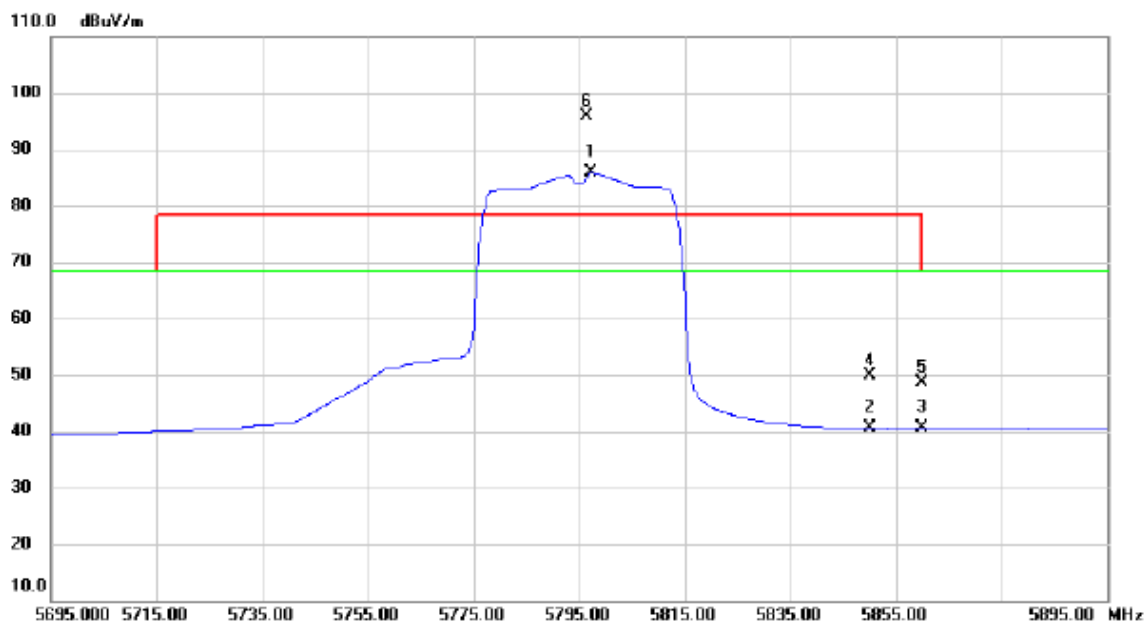
Vertical



No.	Mk.	Freq. MHz	Reading Level dBuV	Correct Factor dB	Measure- ment dBuV/m	Limit dBuV/m	Margin dB	Detector	Comment
1	*	11590.30	24.46	17.08	41.54	54.00	-12.46	AVG	
2		11591.40	37.53	17.08	54.61	68.30	-13.69	peak	

Orthogonal Axis:	X
Test Mode:	UNII-3/TX N40 Mode 5795MHz

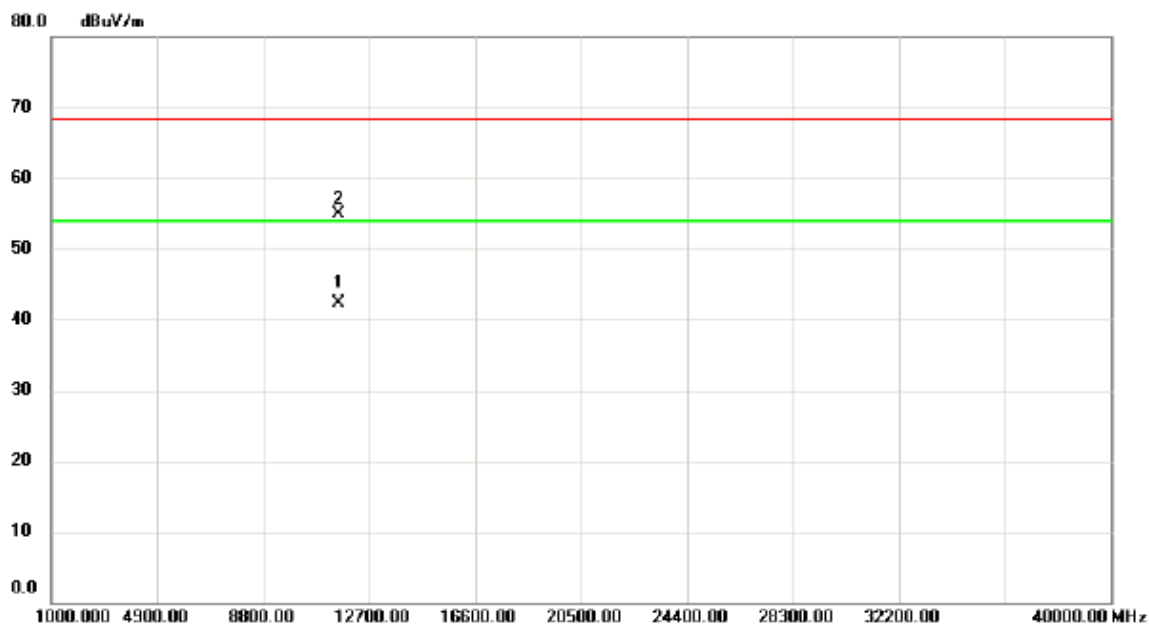
Horizontal



No.	Mk.	Freq.	Reading Level	Correct Factor	Measurement	Limit	Margin		
		MHz	dBuV	dB	dBuV/m	dBuV/m	dB	Detector	Comment
1	X	5797.400	44.82	40.96	85.78	68.30	17.48	AVG	NO LIMIT
2		5850.000	-0.70	41.23	40.53	68.30	-27.77	AVG	
3		5860.000	-0.74	41.29	40.55	68.30	-27.75	AVG	
4		5850.000	8.72	41.23	49.95	78.30	-28.35	peak	
5		5860.000	7.46	41.29	48.75	68.30	-19.55	peak	
6	*	5796.400	54.86	40.95	95.81	78.30	17.51	peak	NO LIMIT

Orthogonal Axis:	X
Test Mode:	UNII-3/TX N40 Mode 5795MHz

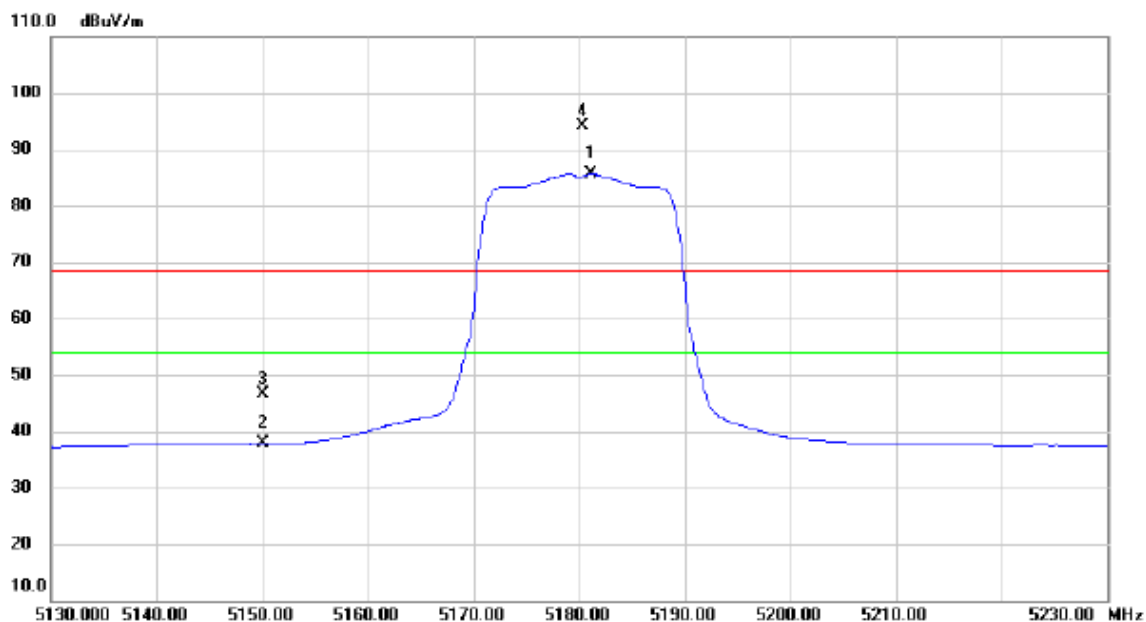
Horizontal



No.	Mk.	Freq. MHz	Reading Level dBuV	Correct Factor dB	Measure- ment dBuV/m	Limit dBuV/m	Margin dB	Detector	Comment
1	*	11590.40	25.20	17.08	42.28	54.00	-11.72	AVG	
2		11590.60	37.75	17.08	54.83	68.30	-13.47	peak	

Orthogonal Axis:	X
Test Mode:	UNII-1/ TX AC20 Mode 5180MHz

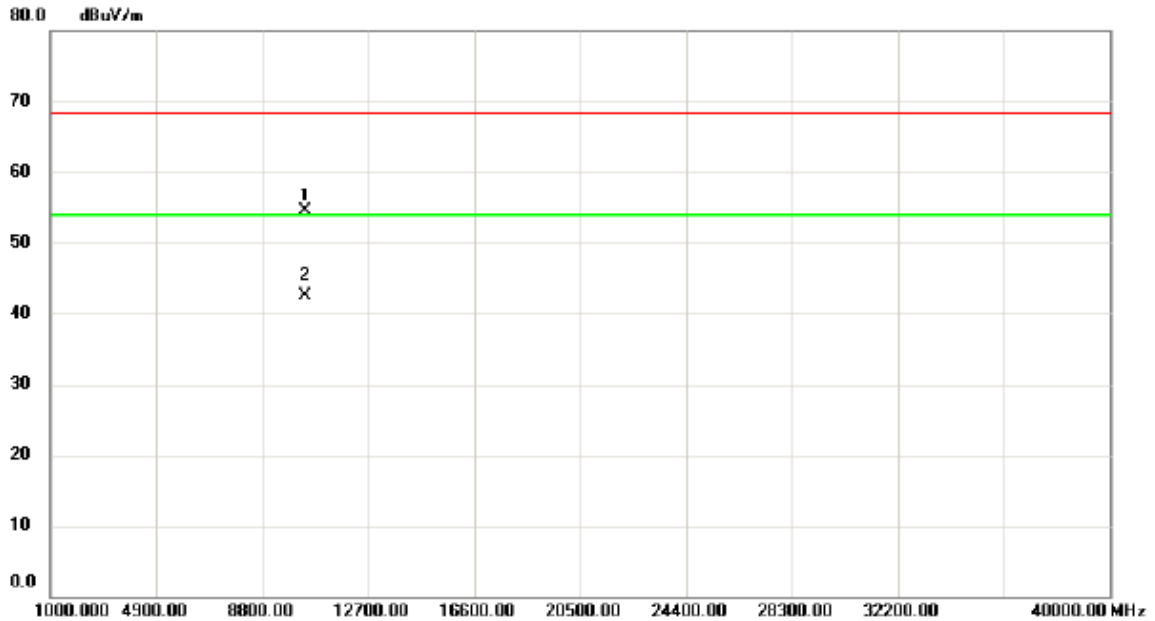
Vertical



No.	Mk.	Freq.	Reading Level	Correct Factor	Measurement	Limit	Margin		
		MHz	dBuV	dB	dBuV/m	dBuV/m	dB	Detector	Comment
1	*	5181.200	47.65	38.03	85.68	54.00	31.68	AVG	NO LIMIT
2		5150.000	-0.09	37.89	37.80	54.00	-16.20	AVG	
3		5150.000	8.63	37.89	46.52	68.30	-21.78	peak	
4	X	5180.300	56.12	38.03	94.15	68.30	25.85	peak	NO LIMIT

Orthogonal Axis:	X
Test Mode:	UNII-1/ TX AC20 Mode 5180MHz

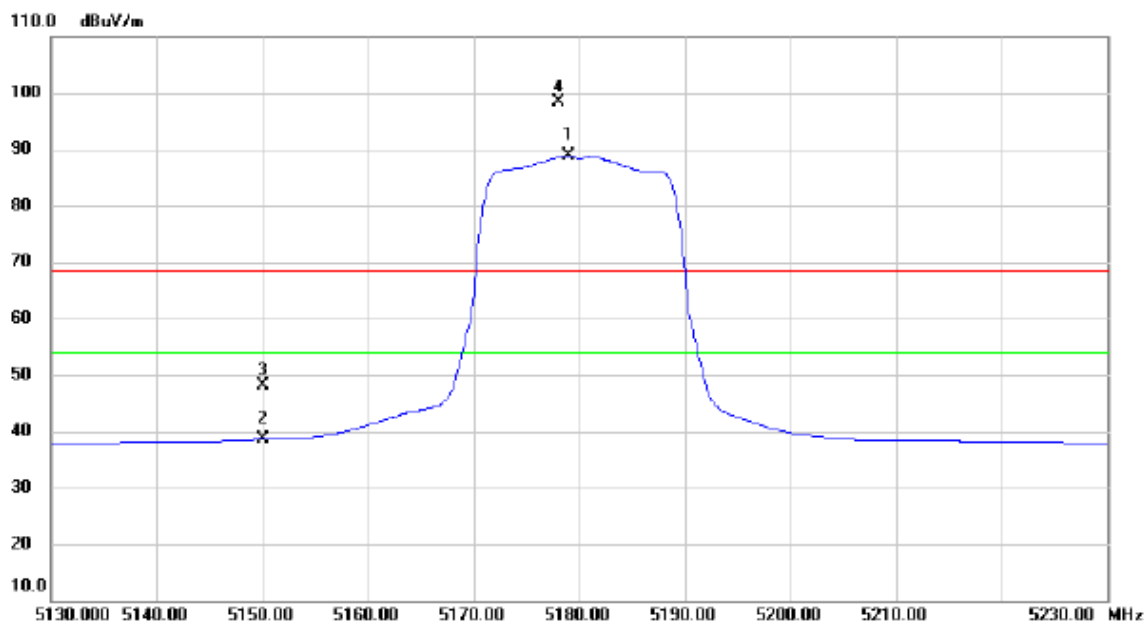
Vertical



No.	Mk.	Freq. MHz	Reading Level dBuV	Correct Factor dB	Measure- ment dBuV/m	Limit dBuV/m	Margin dB	Detector	Comment
1		10360.50	40.71	13.85	54.56	68.30	-13.74	peak	
2	*	10361.80	28.63	13.85	42.48	54.00	-11.52	AVG	

Orthogonal Axis:	X
Test Mode:	UNII-1/ TX AC20 Mode 5180MHz

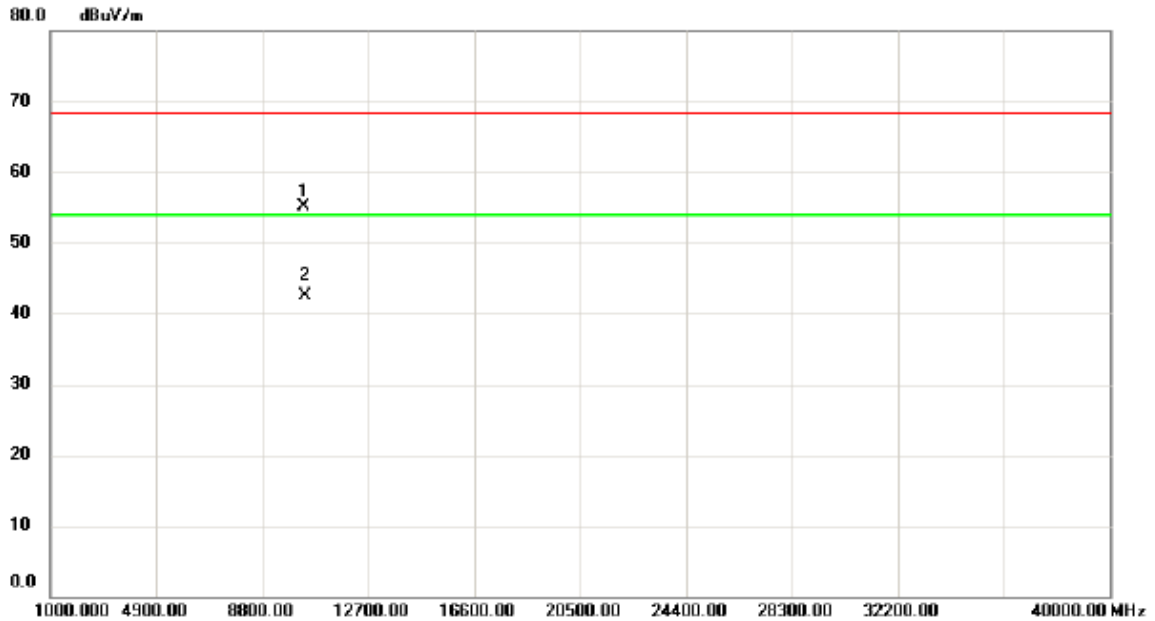
Horizontal



No.	Mk.	Freq.	Reading Level	Correct Factor	Measurement	Limit	Margin		
		MHz	dBuV	dB	dBuV/m	dBuV/m	dB	Detector	Comment
1	*	5179.000	50.97	38.02	88.99	54.00	34.99	AVG	NO LIMIT
2		5150.000	0.69	37.89	38.58	54.00	-15.42	AVG	
3		5150.000	10.33	37.89	48.22	68.30	-20.08	peak	
4	X	5178.100	60.25	38.02	98.27	68.30	29.97	peak	NO LIMIT

Orthogonal Axis:	X
Test Mode:	UNII-1/ TX AC20 Mode 5180MHz

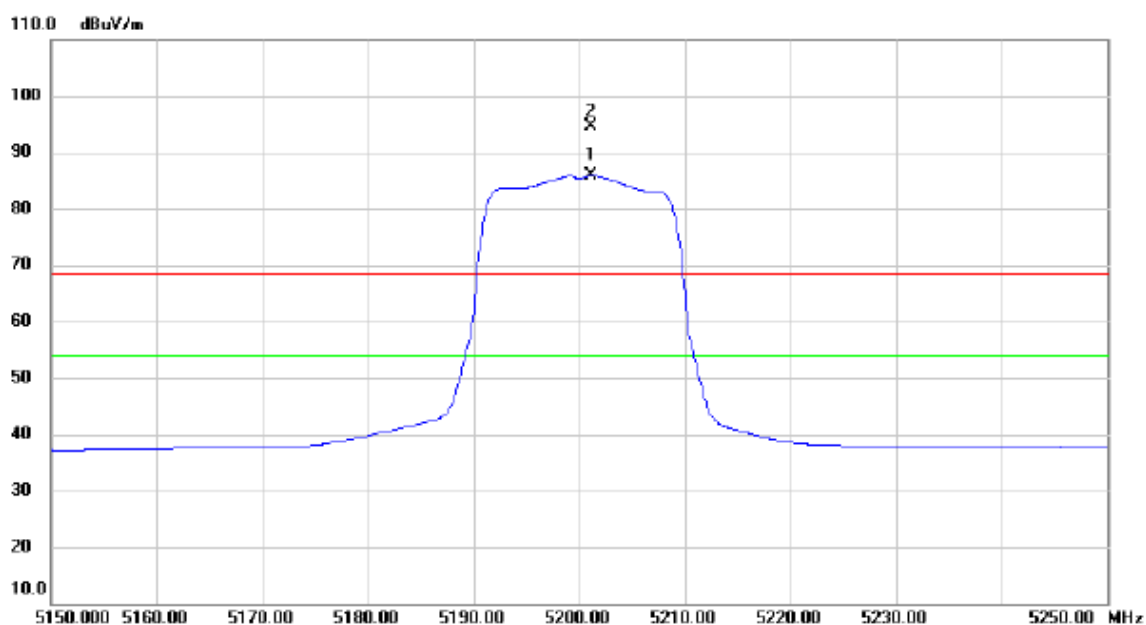
Horizontal



No.	Mk.	Freq.	Reading Level	Correct Factor	Measurement	Limit	Margin	Detector	Comment
		MHz	dBuV	dB	dBuV/m	dBuV/m	dB		
1		10359.50	41.20	13.85	55.05	68.30	-13.25	peak	
2	*	10360.90	28.60	13.85	42.45	54.00	-11.55	AVG	

Orthogonal Axis:	X
Test Mode:	UNII-1/ TX AC20 Mode 5200MHz

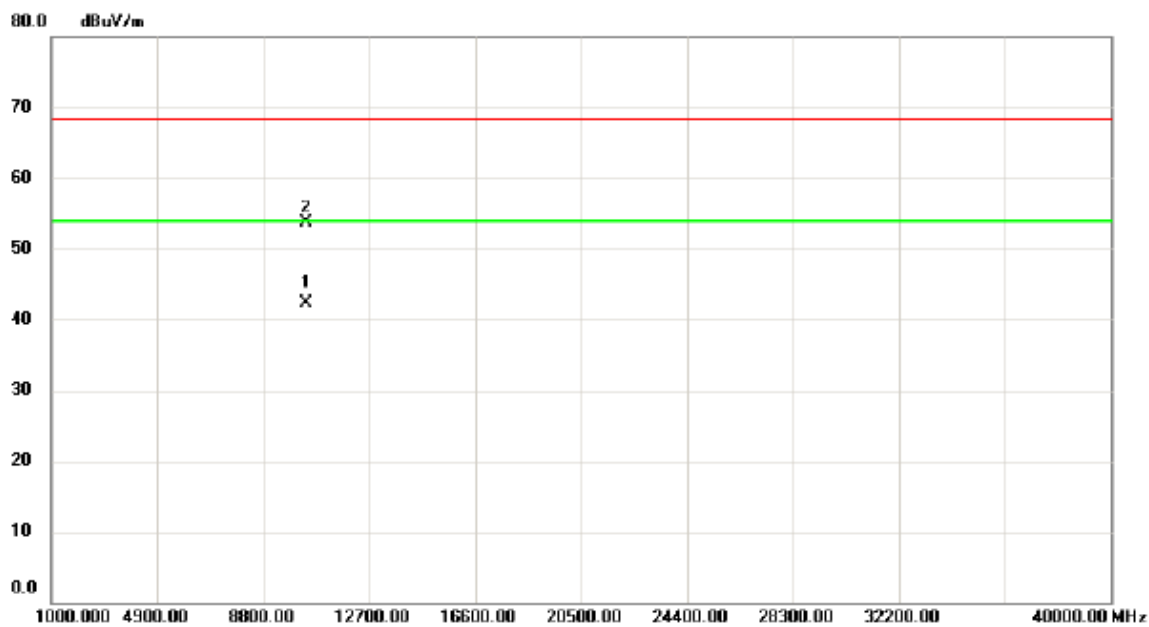
Vertical



No.	Mk.	Freq.	Reading Level	Correct Factor	Measurement	Limit	Margin		
		MHz	dBuV	dB	dBuV/m	dBuV/m	dB	Detector	Comment
1	*	5201.200	47.85	38.11	85.96	54.00	31.96	AVG	NO LIMIT
2	X	5201.200	56.63	38.11	94.74	68.30	26.44	peak	NO LIMIT

Orthogonal Axis:	X
Test Mode:	UNII-1/ TX AC20 Mode 5200MHz

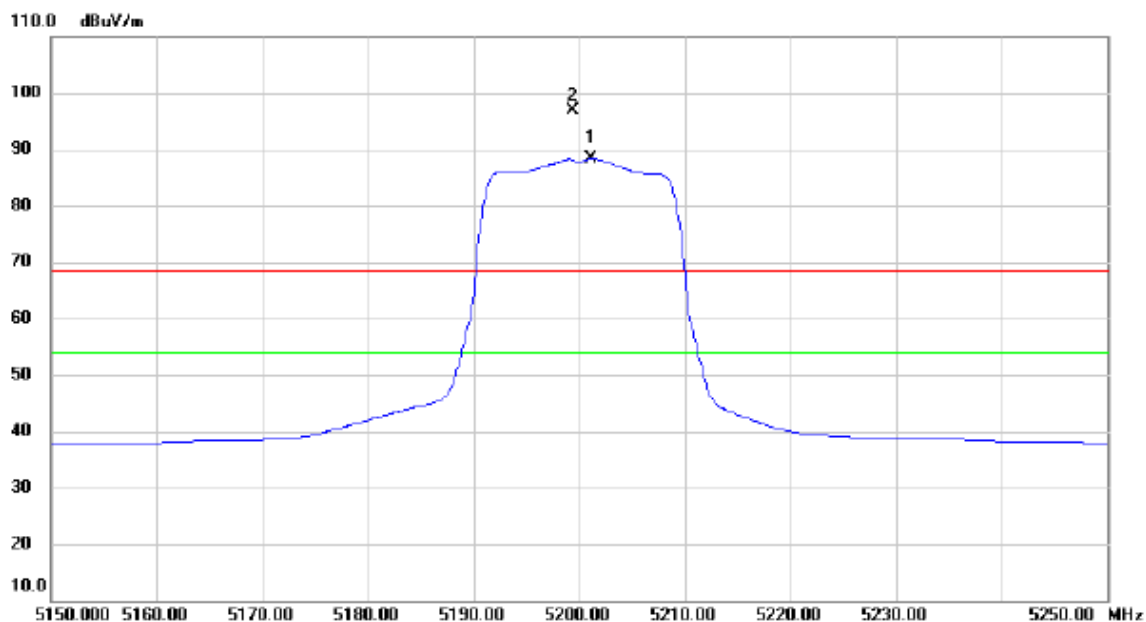
Vertical



No.	Mk.	Freq. MHz	Reading Level dBuV	Correct Factor dB	Measure- ment dBuV/m	Limit dBuV/m	Margin dB	Detector	Comment
1	*	10400.90	28.60	13.80	42.40	54.00	-11.60	AVG	
2		10401.80	39.84	13.80	53.64	68.30	-14.66	peak	

Orthogonal Axis:	X
Test Mode:	UNII-1/ TX AC20 Mode 5200MHz

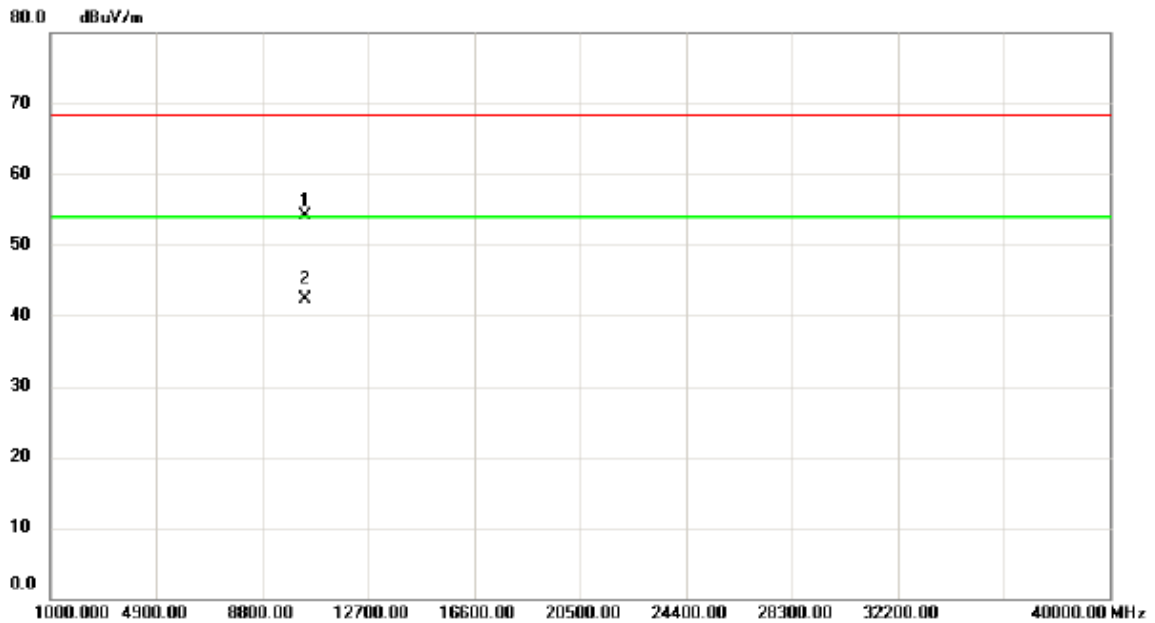
Horizontal



No.	Mk.	Freq. MHz	Reading Level dBuV	Correct Factor dB	Measure- ment dBuV/m	Limit dBuV/m	Margin dB	Detector	Comment
1	*	5201.200	50.33	38.11	88.44	54.00	34.44	AVG	NO LIMIT
2	X	5199.400	58.89	38.11	97.00	68.30	28.70	peak	NO LIMIT

Orthogonal Axis:	X
Test Mode:	UNII-1/ TX AC20 Mode 5200MHz

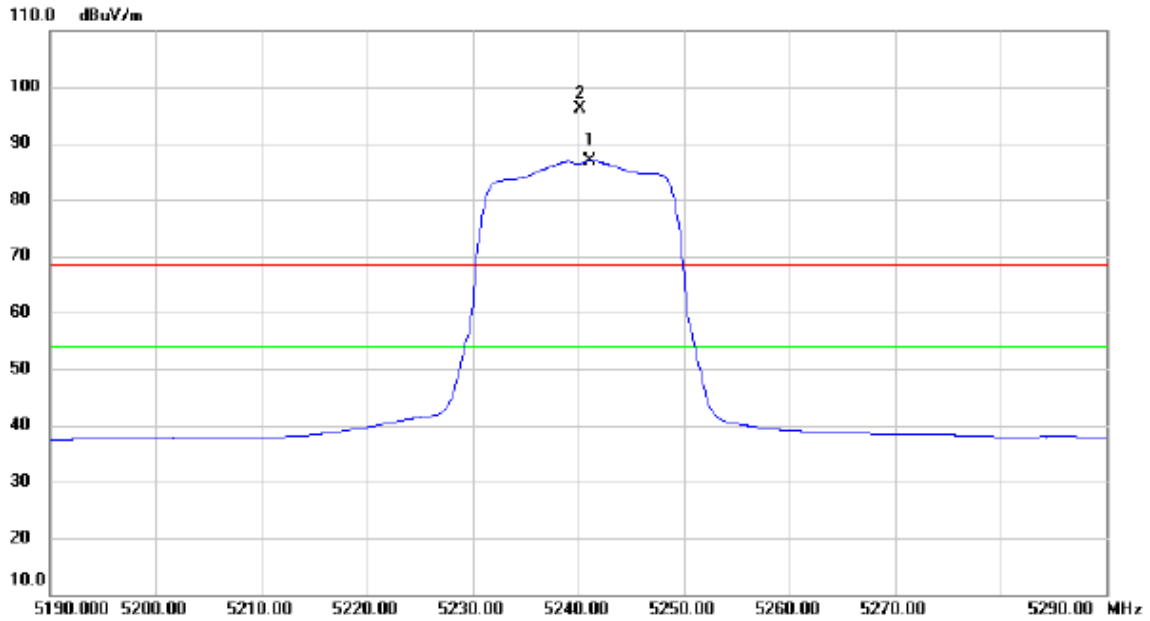
Horizontal



No.	Mk.	Freq. MHz	Reading Level dBuV	Correct Factor dB	Measure- ment dBuV/m	Limit dBuV/m	Margin dB	Detector	Comment
1		10399.77	40.28	13.80	54.08	68.30	-14.22	peak	
2	*	10400.40	28.55	13.80	42.35	54.00	-11.65	AVG	

Orthogonal Axis:	X
Test Mode:	UNII-1/ TX AC20 Mode 5240MHz

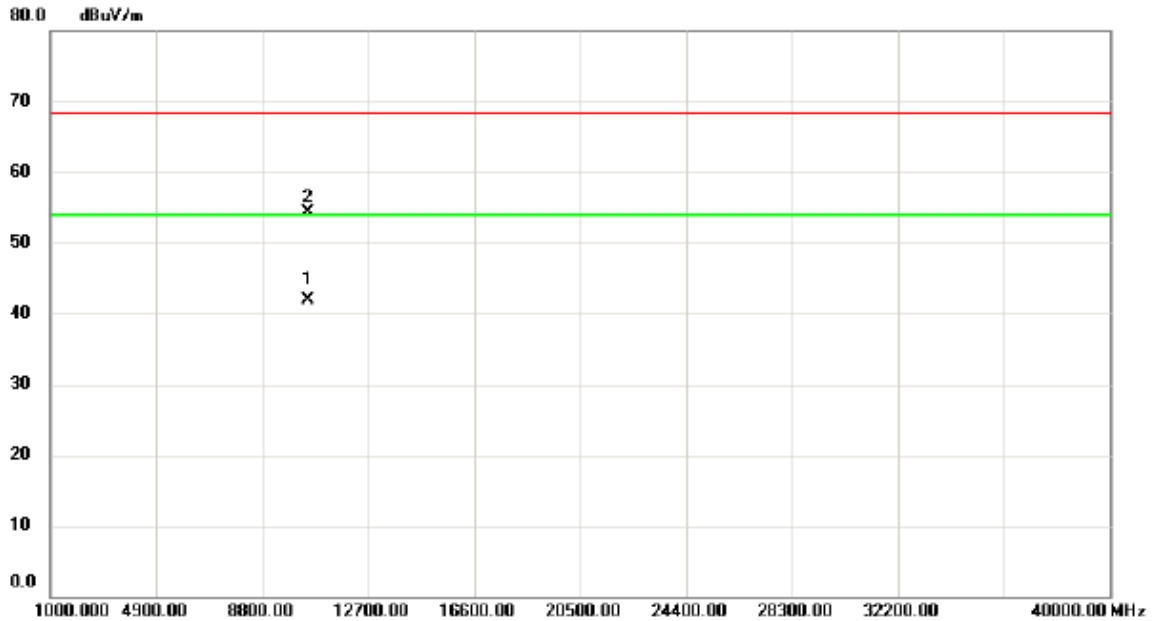
Vertical



No.	Mk.	Freq. MHz	Reading Level dBuV	Correct Factor dB	Measure- ment dBuV/m	Limit dBuV/m	Margin dB	Detector	Comment
1	*	5241.200	48.69	38.30	86.99	54.00	32.99	AVG	NO LIMIT
2	X	5240.200	57.91	38.29	96.20	68.30	27.90	peak	NO LIMIT

Orthogonal Axis:	X
Test Mode:	UNII-1/ TX AC20 Mode 5240MHz

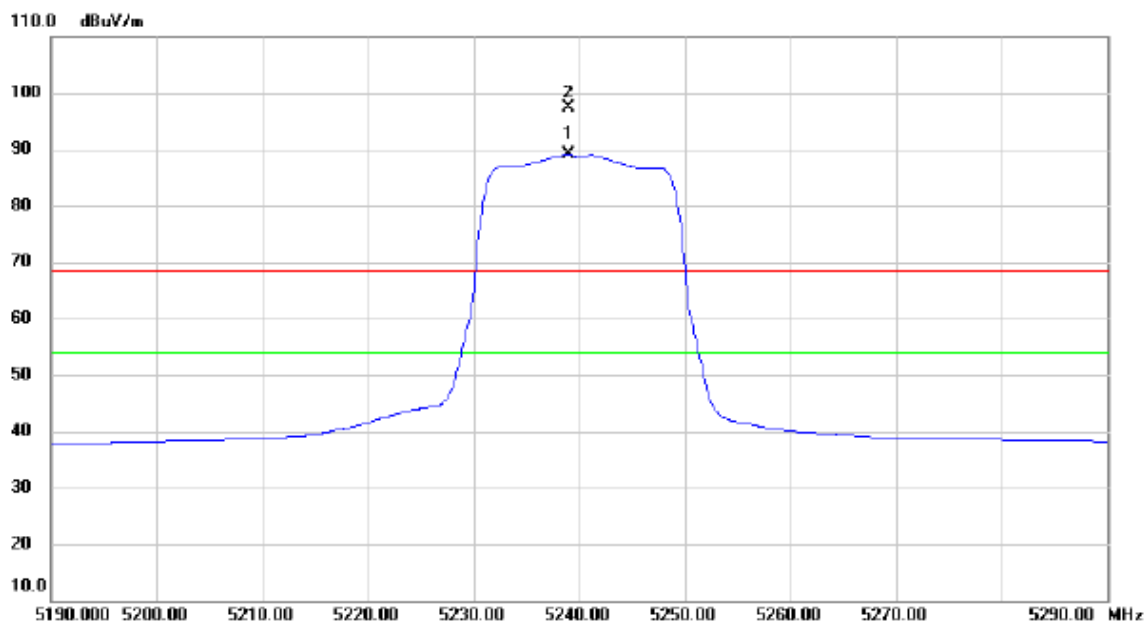
Vertical



No.	Mk.	Freq. MHz	Reading Level dBuV	Correct Factor dB	Measure- ment dBuV/m	Limit dBuV/m	Margin dB	Detector	Comment
1	*	10480.80	28.22	13.70	41.92	54.00	-12.08	AVG	
2		10481.90	40.56	13.69	54.25	68.30	-14.05	peak	

Orthogonal Axis:	X
Test Mode:	UNII-1/ TX AC20 Mode 5240MHz

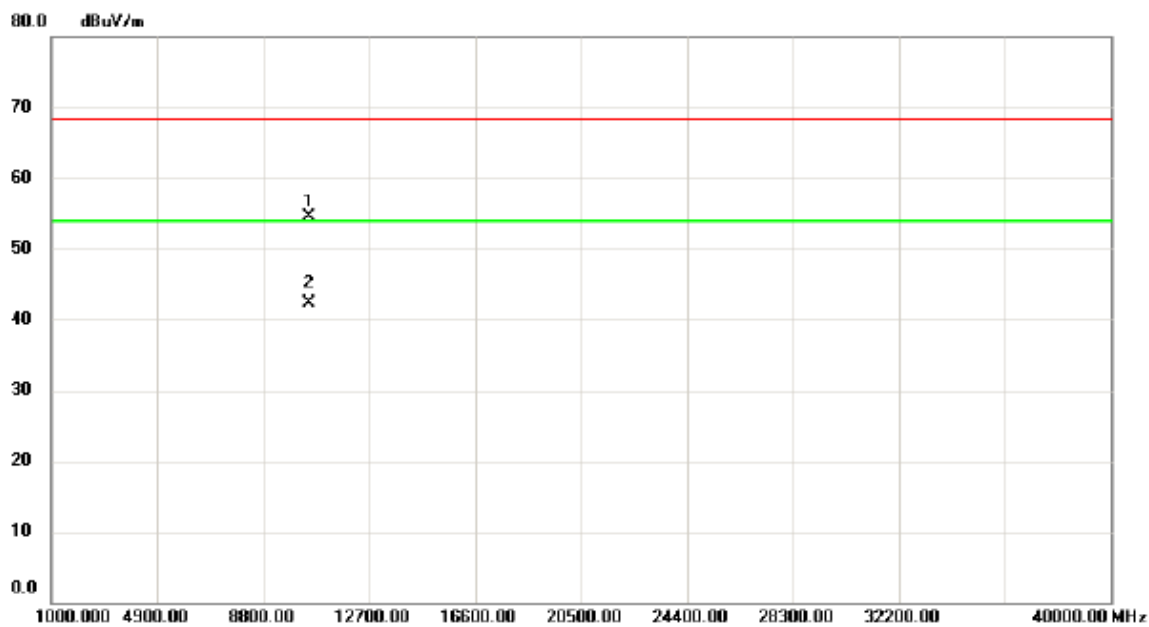
Horizontal



No.	Mk.	Freq. MHz	Reading Level dBuV	Correct Factor dB	Measure- ment dBuV/m	Limit dBuV/m	Margin dB	Detector	Comment
1	*	5239.000	50.85	38.29	89.14	54.00	35.14	AVG	NO LIMIT
2	X	5239.000	59.19	38.29	97.48	68.30	29.18	peak	NO LIMIT

Orthogonal Axis:	X
Test Mode:	UNII-1/ TX AC20 Mode 5240MHz

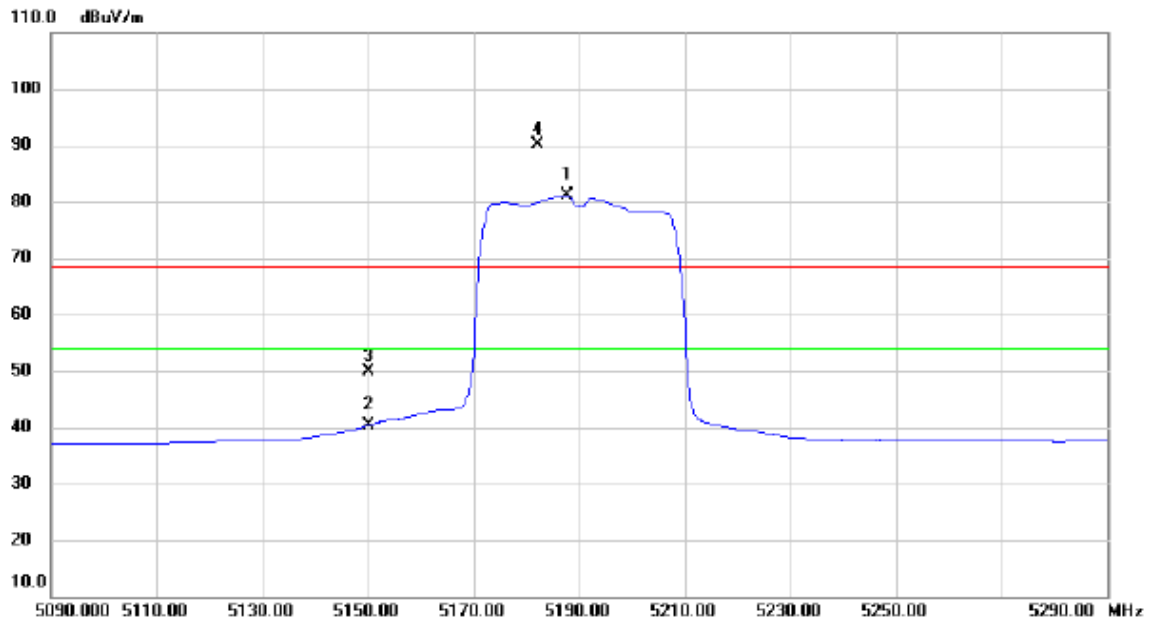
Horizontal



No.	Mk.	Freq. MHz	Reading Level dBuV	Correct Factor dB	Measure- ment dBuV/m	Limit dBuV/m	Margin dB	Detector	Comment
1		10479.50	40.80	13.69	54.49	68.30	-13.81	peak	
2	*	10480.80	28.64	13.70	42.34	54.00	-11.66	AVG	

Orthogonal Axis:	X
Test Mode:	UNII-1/ TX AC40 Mode 5190MHz

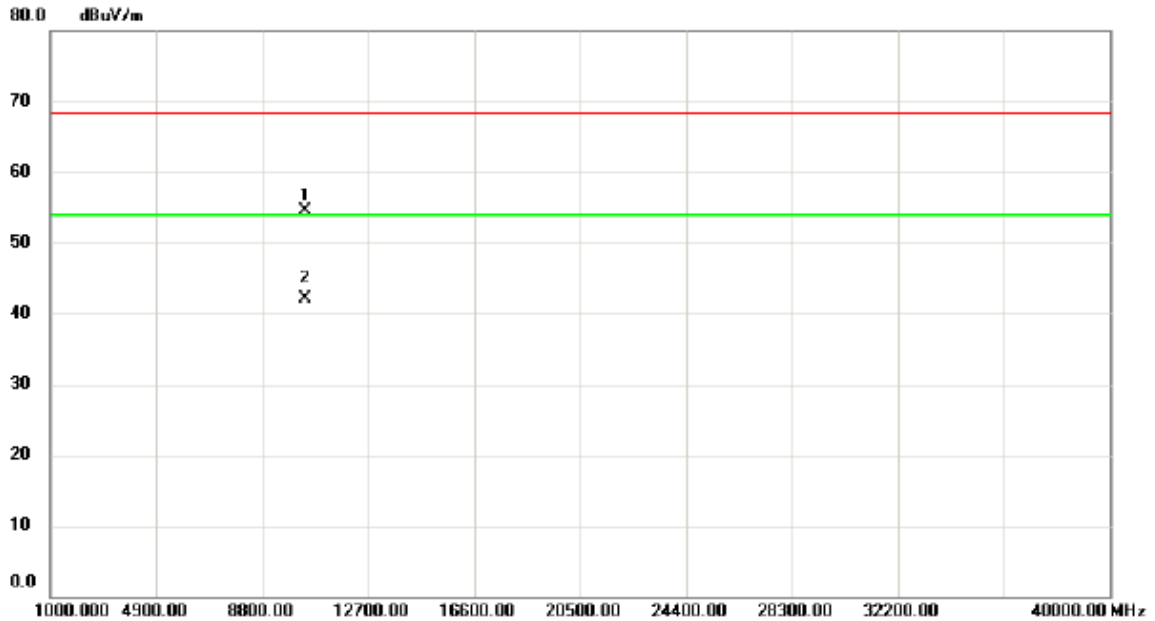
Vertical



No.	Mk.	Freq. MHz	Reading Level dBuV	Correct Factor dB	Measure- ment dBuV/m	Limit dBuV/m	Margin dB	Detector	Comment
1	*	5187.600	43.00	38.06	81.06	54.00	27.06	AVG	NO LIMIT
2		5150.000	2.48	37.89	40.37	54.00	-13.63	AVG	
3		5150.000	11.99	37.89	49.88	68.30	-18.42	peak	
4	X	5182.000	52.03	38.03	90.06	68.30	21.76	peak	NO LIMIT

Orthogonal Axis:	X
Test Mode:	UNII-1/ TX AC40 Mode 5190MHz

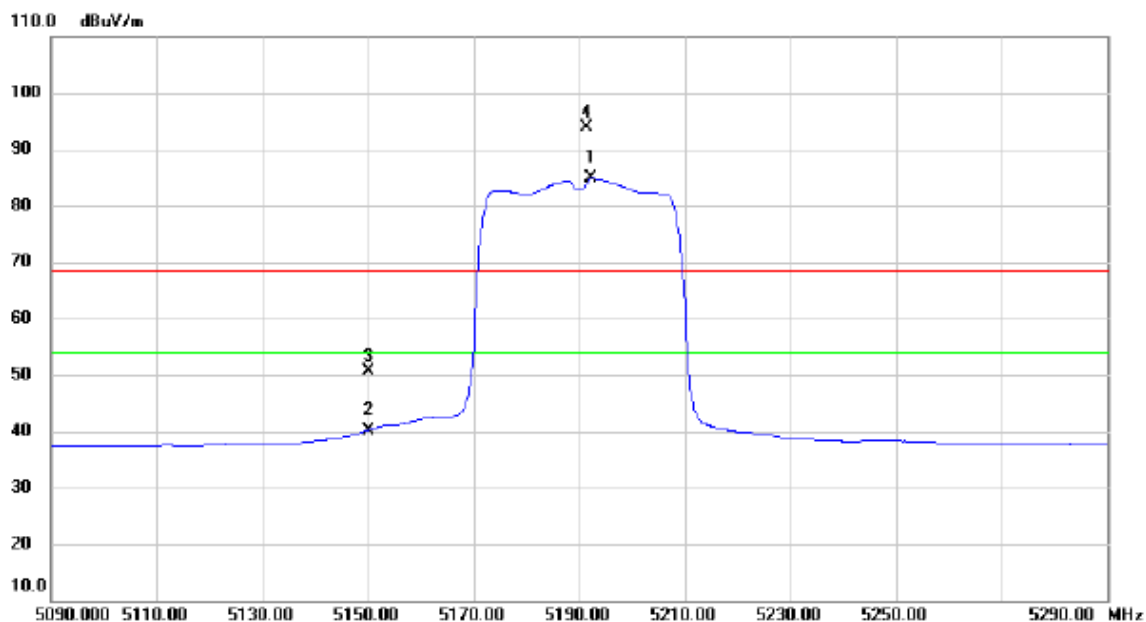
Vertical



No.	Mk.	Freq. MHz	Reading Level dBuV	Correct Factor dB	Measure- ment dBuV/m	Limit dBuV/m	Margin dB	Detector	Comment
1		10379.40	40.73	13.83	54.56	68.30	-13.74	peak	
2	*	10381.80	28.38	13.82	42.20	54.00	-11.80	AVG	

Orthogonal Axis:	X
Test Mode:	UNII-1/ TX AC40 Mode 5190MHz

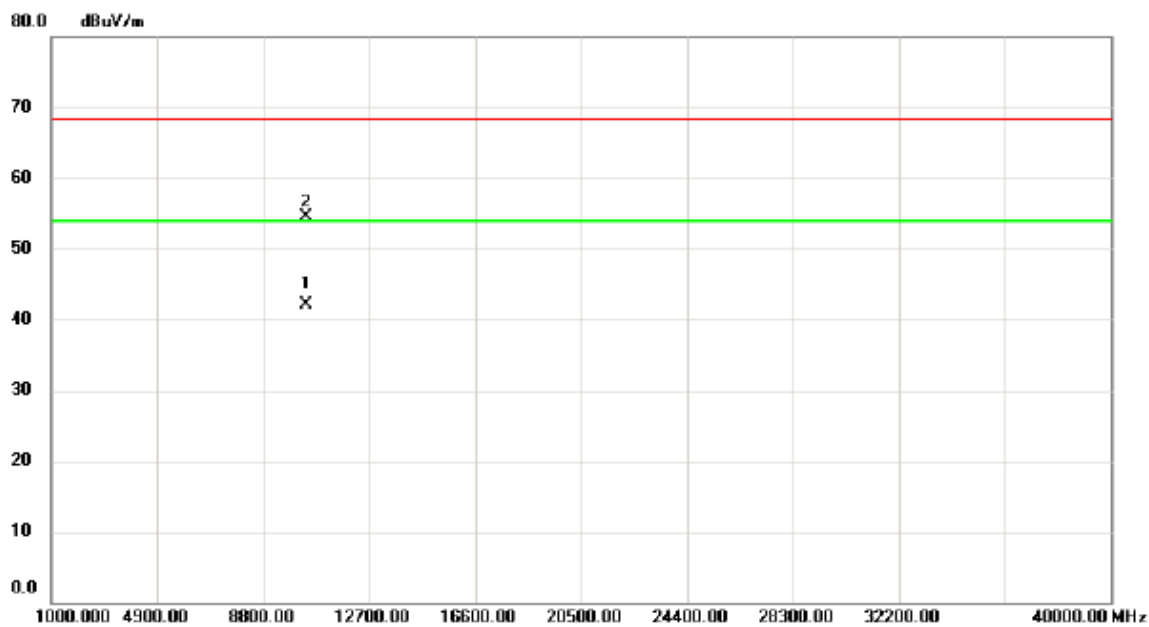
Horizontal



No.	Mk.	Freq. MHz	Reading Level dBuV	Correct Factor dB	Measure- ment dBuV/m	Limit dBuV/m	Margin dB	Detector	Comment
1	*	5192.400	46.75	38.08	84.83	54.00	30.83	AVG	NO LIMIT
2		5150.000	2.30	37.89	40.19	54.00	-13.81	AVG	
3		5150.000	12.68	37.89	50.57	68.30	-17.73	peak	
4	X	5191.400	55.80	38.08	93.88	68.30	25.58	peak	NO LIMIT

Orthogonal Axis:	X
Test Mode:	UNII-1/ TX AC40 Mode 5190MHz

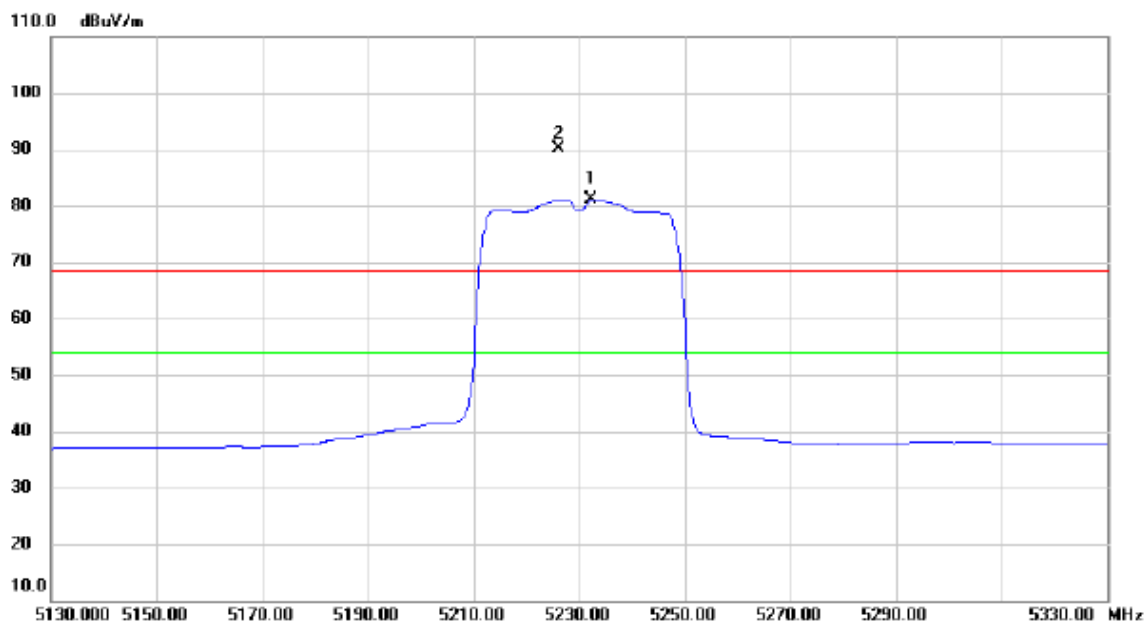
Horizontal



No.	Mk.	Freq.	Reading Level	Correct Factor	Measurement	Limit	Margin	Detector	Comment
		MHz	dBuV	dB	dBuV/m	dBuV/m	dB		
1	*	10379.80	28.37	13.83	42.20	54.00	-11.80	AVG	
2		10380.30	40.66	13.83	54.49	68.30	-13.81	peak	

Orthogonal Axis:	X
Test Mode:	UNII-1/ TX AC40 Mode 5230MHz

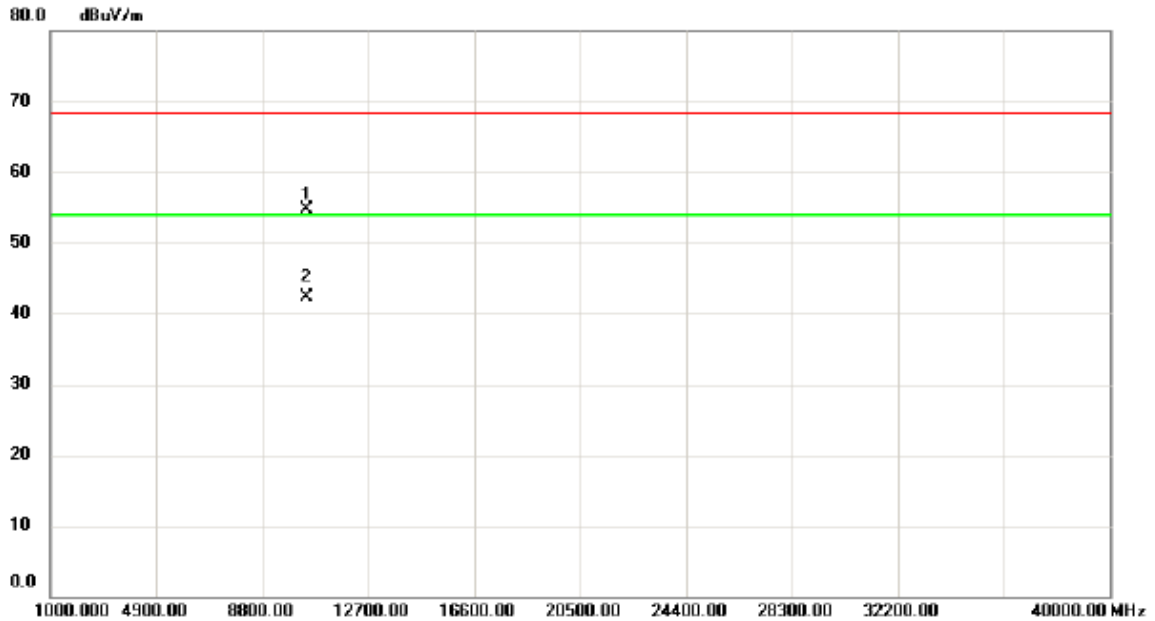
Vertical



No.	Mk.	Freq. MHz	Reading Level dBuV	Correct Factor dB	Measure- ment dBuV/m	Limit dBuV/m	Margin dB	Detector	Comment
1	*	5232.400	42.84	38.25	81.09	54.00	27.09	AVG	NO LIMIT
2	X	5226.000	51.83	38.23	90.06	68.30	21.76	peak	NO LIMIT

Orthogonal Axis:	X
Test Mode:	UNII-1/ TX AC40 Mode 5230MHz

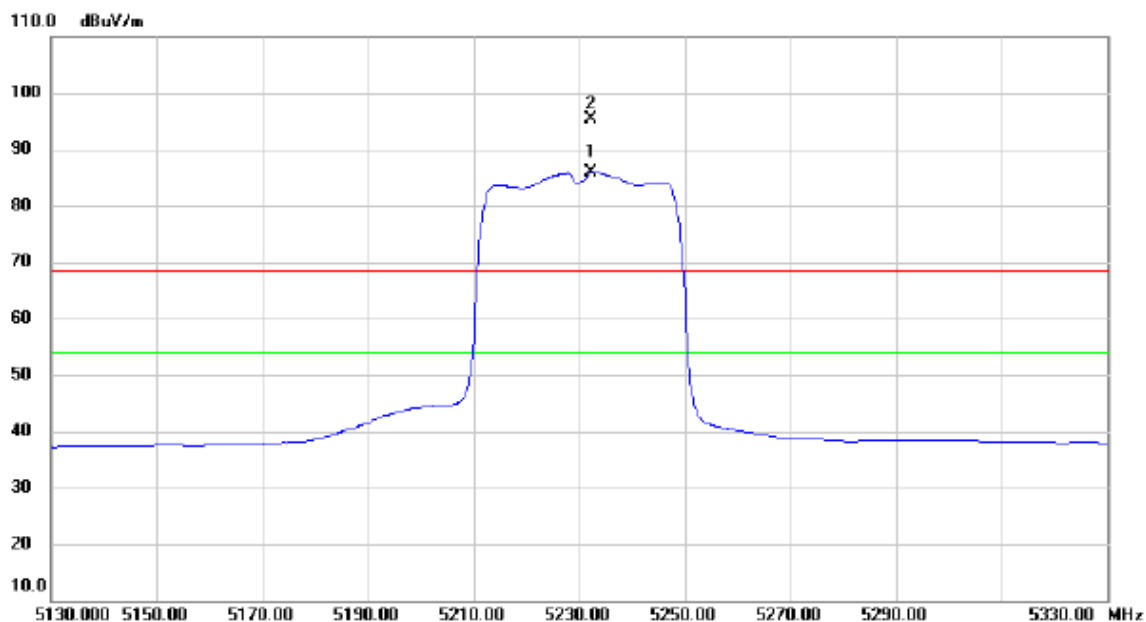
Vertical



No.	Mk.	Freq. MHz	Reading Level dBuV	Correct Factor dB	Measure- ment dBuV/m	Limit dBuV/m	Margin dB	Detector	Comment
1		10460.50	40.96	13.71	54.67	68.30	-13.63	peak	
2	*	10460.90	28.63	13.71	42.34	54.00	-11.66	AVG	

Orthogonal Axis:	X
Test Mode:	UNII-1/ TX AC40 Mode 5230MHz

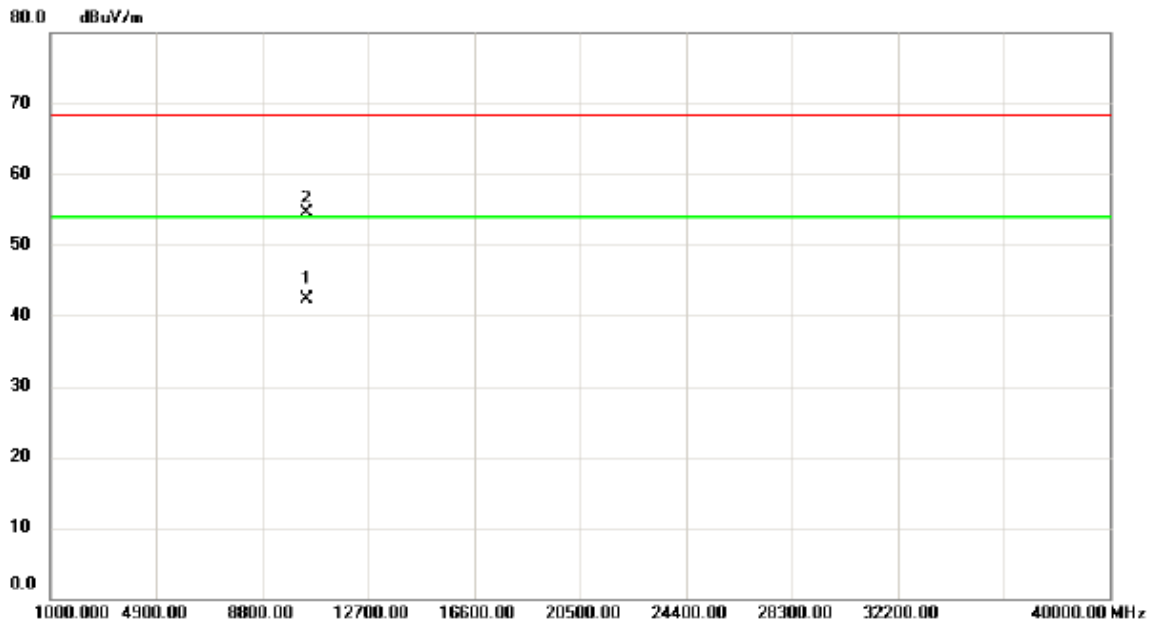
Horizontal



No.	Mk.	Freq.	Reading Level	Correct Factor	Measurement	Limit	Margin		
		MHz	dBuV	dB	dBuV/m	dBuV/m	dB	Detector	Comment
1	*	5232.400	47.71	38.25	85.96	54.00	31.96	AVG	NO LIMIT
2	X	5232.400	57.16	38.25	95.41	68.30	27.11	peak	NO LIMIT

Orthogonal Axis:	X
Test Mode:	UNII-1/ TX AC40 Mode 5230MHz

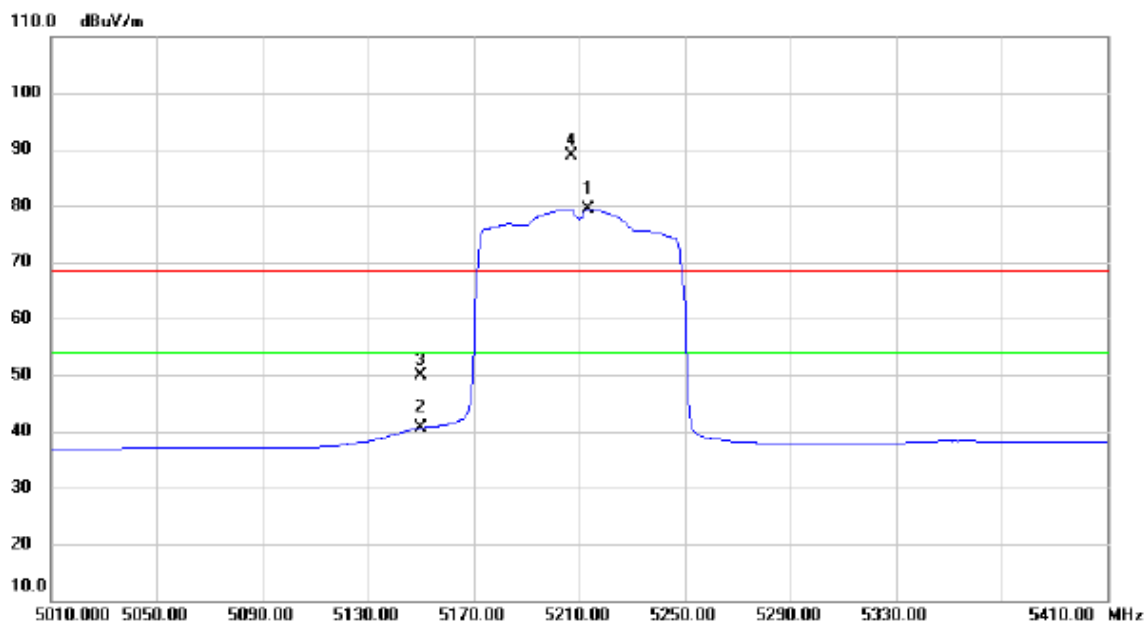
Horizontal



No.	Mk.	Freq.	Reading Level	Correct Factor	Measurement	Limit	Margin	Detector	Comment
		MHz	dBuV	dB	dBuV/m	dBuV/m	dB		
1	*	10460.30	28.64	13.71	42.35	54.00	-11.65	AVG	
2		10460.70	40.76	13.71	54.47	68.30	-13.83	peak	

Orthogonal Axis:	X
Test Mode:	UNII-1/ TX AC80 Mode 5210MHz

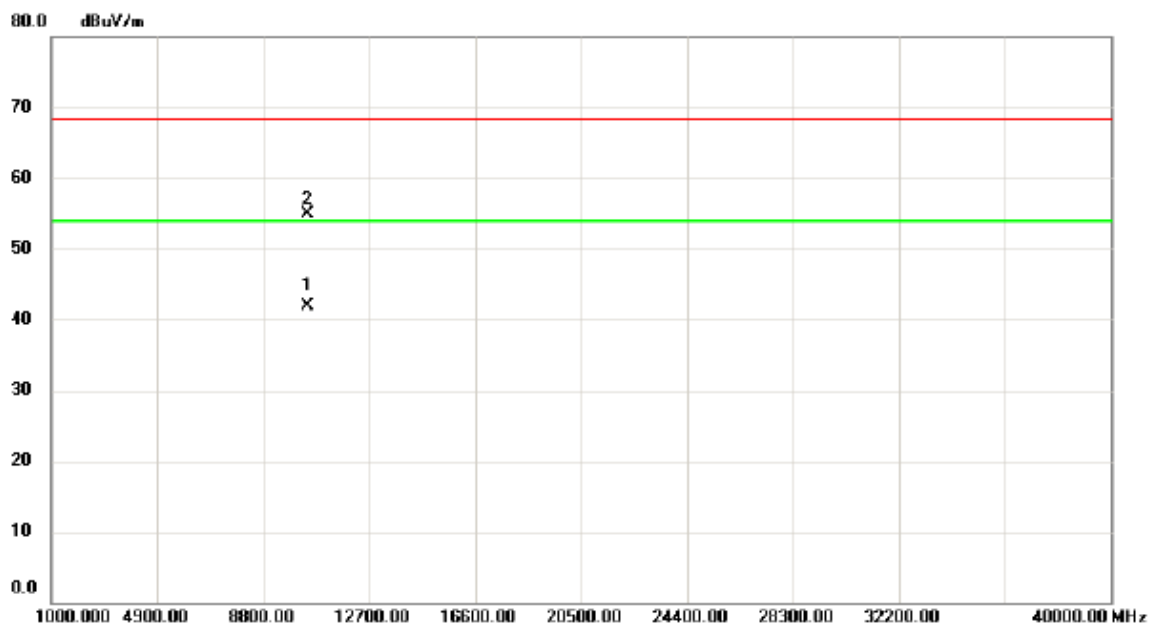
Vertical



No.	Mk.	Freq.	Reading Level	Correct Factor	Measurement	Limit	Margin	Detector	Comment
		MHz	dBuV	dB	dBuV/m	dBuV/m	dB		
1	*	5213.600	41.18	38.17	79.35	54.00	25.35	AVG	NO LIMIT
2		5150.000	2.64	37.89	40.53	54.00	-13.47	AVG	
3		5150.000	12.07	37.89	49.96	68.30	-18.34	peak	
4	X	5206.800	50.66	38.15	88.81	68.30	20.51	peak	NO LIMIT

Orthogonal Axis:	X
Test Mode:	UNII-1/ TX AC80 Mode 5210MHz

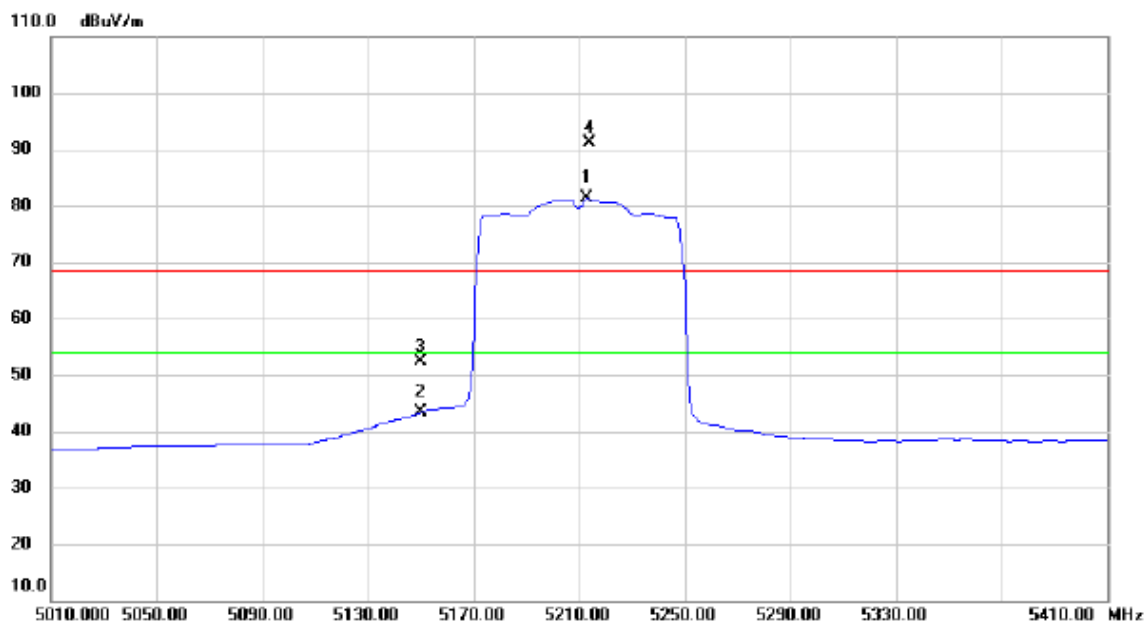
Vertical



No.	Mk.	Freq. MHz	Reading Level dBuV	Correct Factor dB	Measure- ment dBuV/m	Limit dBuV/m	Margin dB	Detector	Comment
1	*	10419.90	28.21	13.77	41.98	54.00	-12.02	AVG	
2		10420.10	41.07	13.77	54.84	68.30	-13.46	peak	

Orthogonal Axis:	X
Test Mode:	UNII-1/ TX AC80 Mode 5210MHz

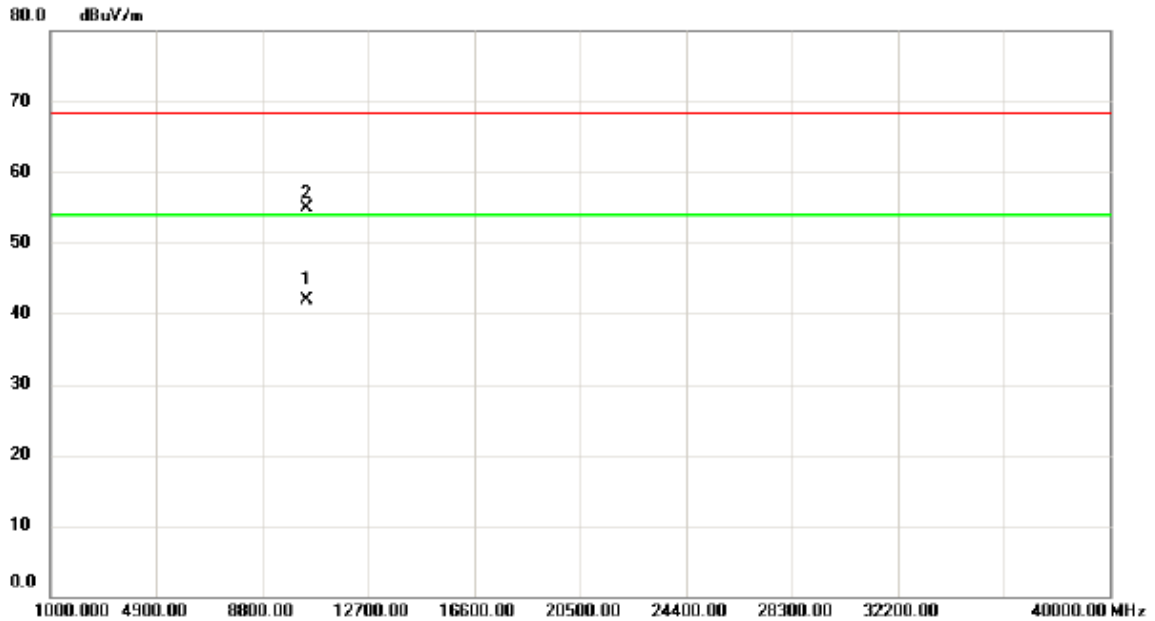
Horizontal



No.	Mk.	Freq. MHz	Reading Level dBuV	Correct Factor dB	Measure- ment dBuV/m	Limit dBuV/m	Margin dB	Detector	Comment
1	*	5213.200	43.11	38.17	81.28	54.00	27.28	AVG	NO LIMIT
2		5150.000	5.42	37.89	43.31	54.00	-10.69	AVG	
3		5150.000	14.59	37.89	52.48	68.30	-15.82	peak	
4	X	5214.000	52.98	38.17	91.15	68.30	22.85	peak	NO LIMIT

Orthogonal Axis:	X
Test Mode:	UNII-1/ TX AC80 Mode 5210MHz

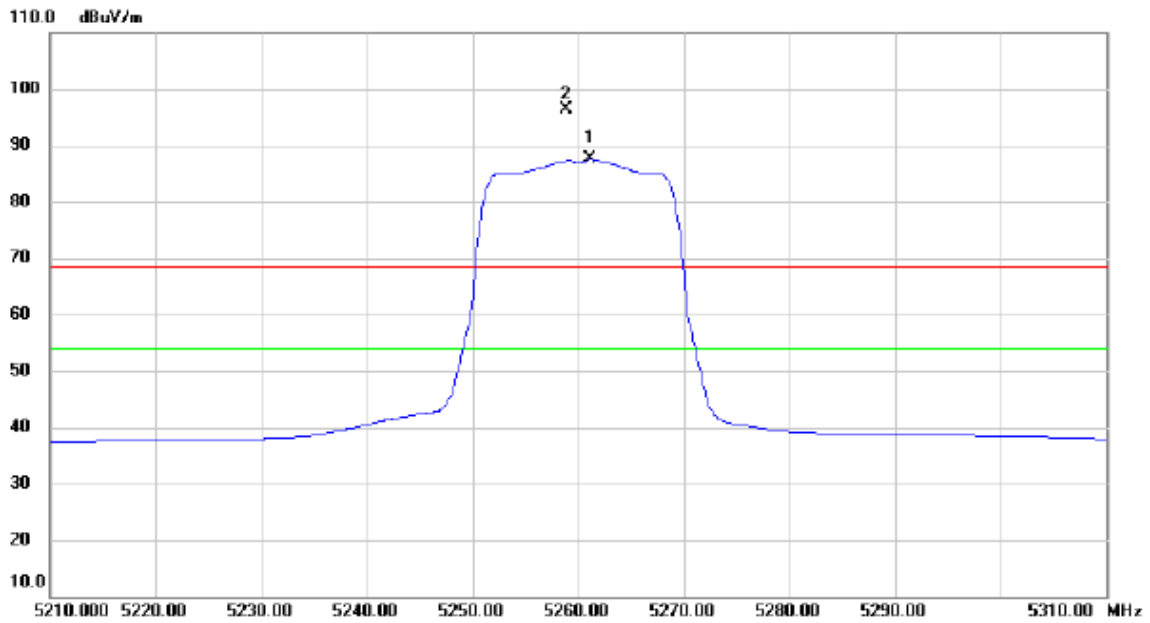
Horizontal



No.	Mk.	Freq. MHz	Reading Level dBuV	Correct Factor dB	Measure- ment dBuV/m	Limit dBuV/m	Margin dB	Detector	Comment
1	*	10419.60	28.19	13.77	41.96	54.00	-12.04	AVG	
2		10420.20	41.16	13.77	54.93	68.30	-13.37	peak	

Orthogonal Axis :	X
Test Mode :	UNII-2A/ TX AC20 Mode 5260MHz

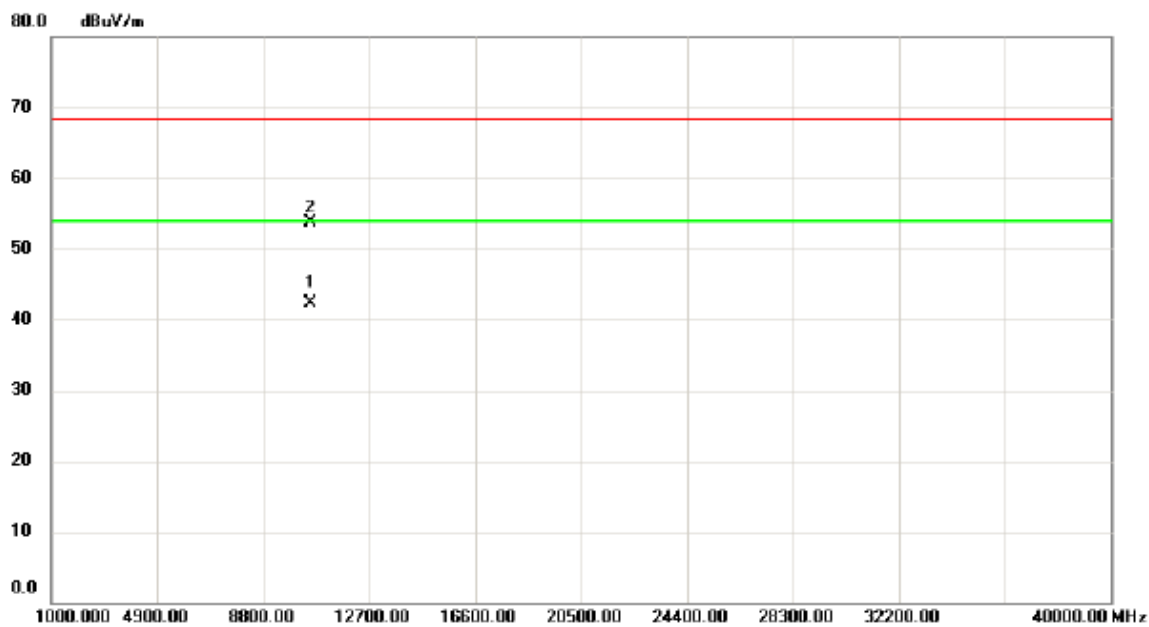
Vertical



No.	Mk.	Freq.	Reading Level	Correct Factor	Measurement	Limit	Margin	Detector	Comment
		MHz	dBuV	dB	dBuV/m	dBuV/m	dB		
1	*	5261.200	49.13	38.38	87.51	54.00	33.51	AVG	NO LIMIT
2	X	5258.800	58.07	38.37	96.44	68.30	28.14	peak	NO LIMIT

Orthogonal Axis :	X
Test Mode :	UNII-2A/ TX AC20 Mode 5260MHz

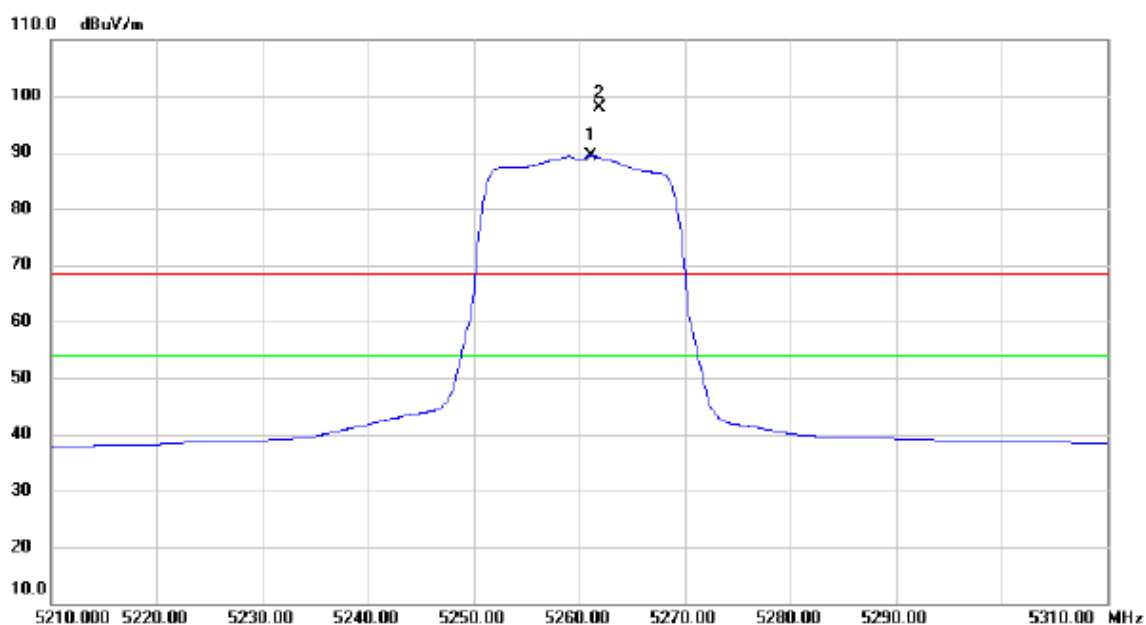
Vertical



No.	Mk.	Freq. MHz	Reading Level dBuV	Correct Factor dB	Measure- ment dBuV/m	Limit dBuV/m	Margin dB	Detector	Comment
1	*	10520.70	28.64	13.76	42.40	54.00	-11.60	AVG	
2		10521.65	39.91	13.76	53.67	68.30	-14.63	peak	

Orthogonal Axis :	X
Test Mode :	UNII-2A/ TX AC20 Mode 5260MHz

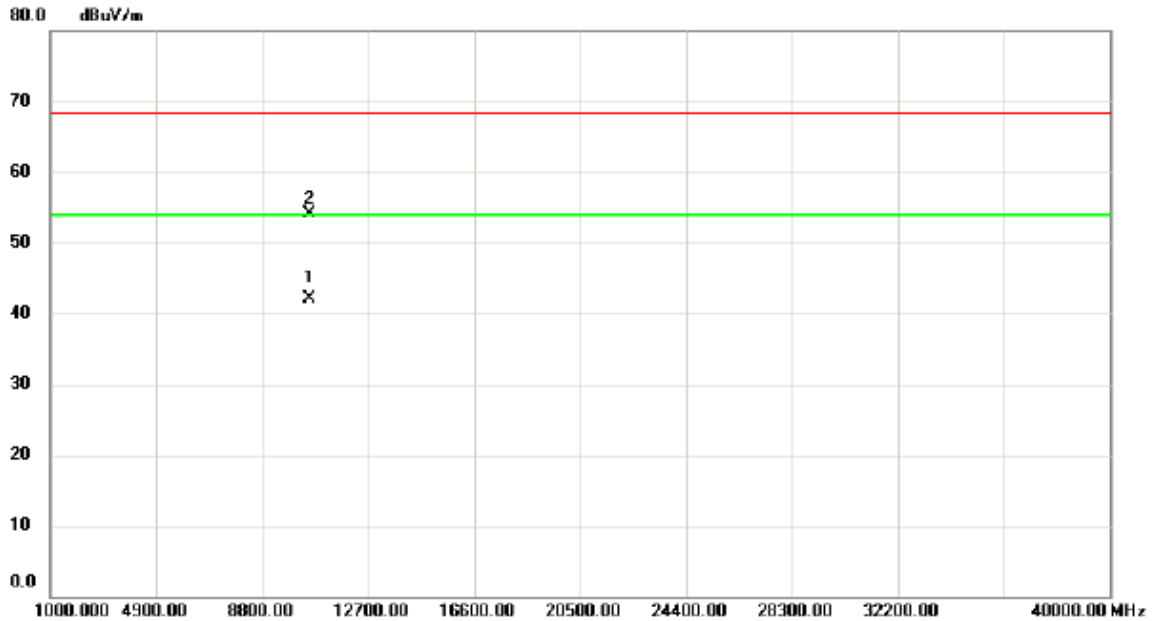
Horizontal



No.	Mk.	Freq. MHz	Reading Level dBuV	Correct Factor dB	Measure- ment dBuV/m	Limit dBuV/m	Margin dB	Detector	Comment
1	*	5261.200	51.02	38.38	89.40	54.00	35.40	AVG	NO LIMIT
2	X	5261.900	59.55	38.39	97.94	68.30	29.64	peak	NO LIMIT

Orthogonal Axis :	X
Test Mode :	UNII-2A/ TX AC20 Mode 5260MHz

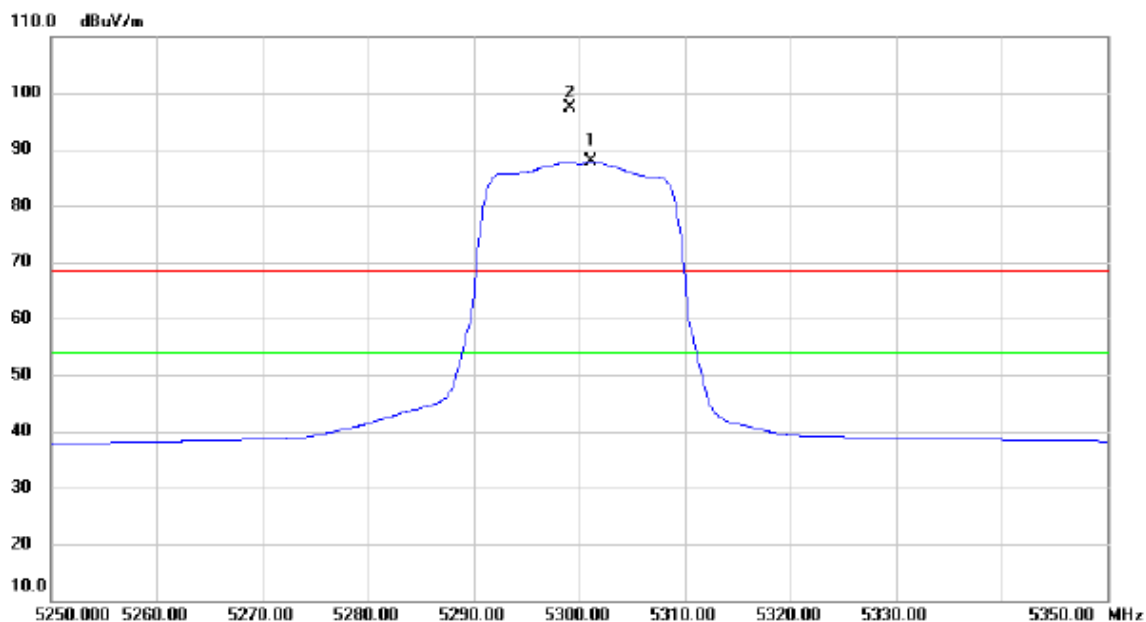
Horizontal



No.	Mk.	Freq. MHz	Reading Level dBuV	Correct Factor dB	Measure- ment dBuV/m	Limit dBuV/m	Margin dB	Detector	Comment
1	*	10520.40	28.40	13.76	42.16	54.00	-11.84	AVG	
2		10521.90	40.28	13.76	54.04	68.30	-14.26	peak	

Orthogonal Axis :	X
Test Mode :	UNII-2A/ TX AC20 Mode 5300MHz

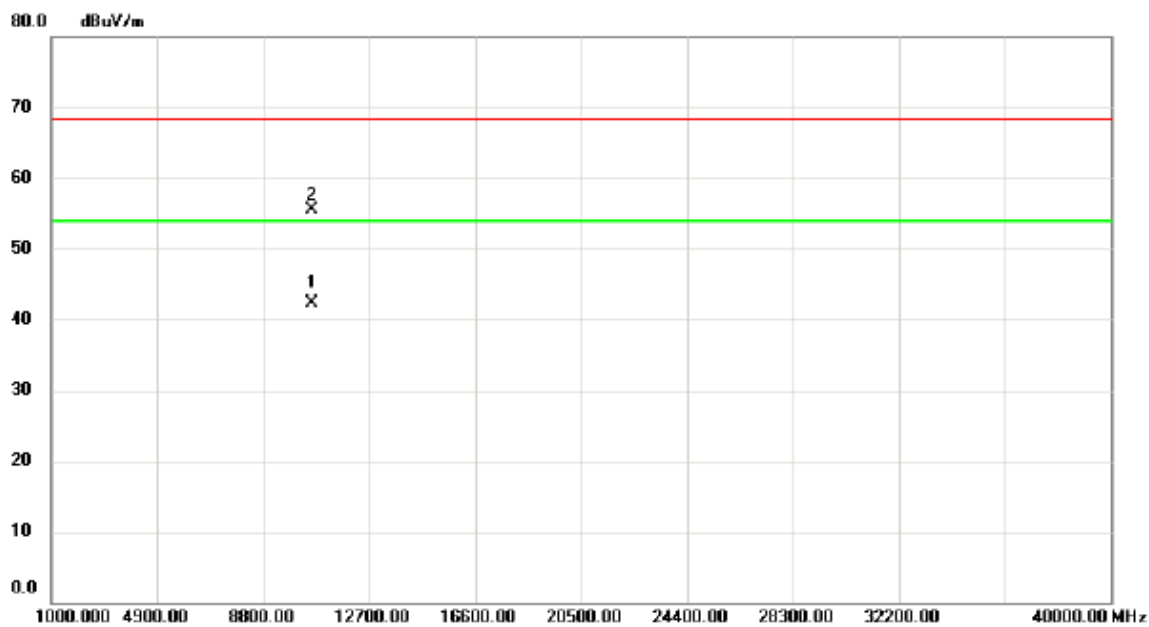
Vertical



No.	Mk.	Freq.	Reading Level	Correct Factor	Measurement	Limit	Margin		
		MHz	dBuV	dB	dBuV/m	dBuV/m	dB	Detector	Comment
1	*	5301.200	49.40	38.56	87.96	54.00	33.96	AVG	NO LIMIT
2	X	5299.100	58.73	38.56	97.29	68.30	28.99	peak	NO LIMIT

Orthogonal Axis :	X
Test Mode :	UNII-2A/ TX AC20 Mode 5300MHz

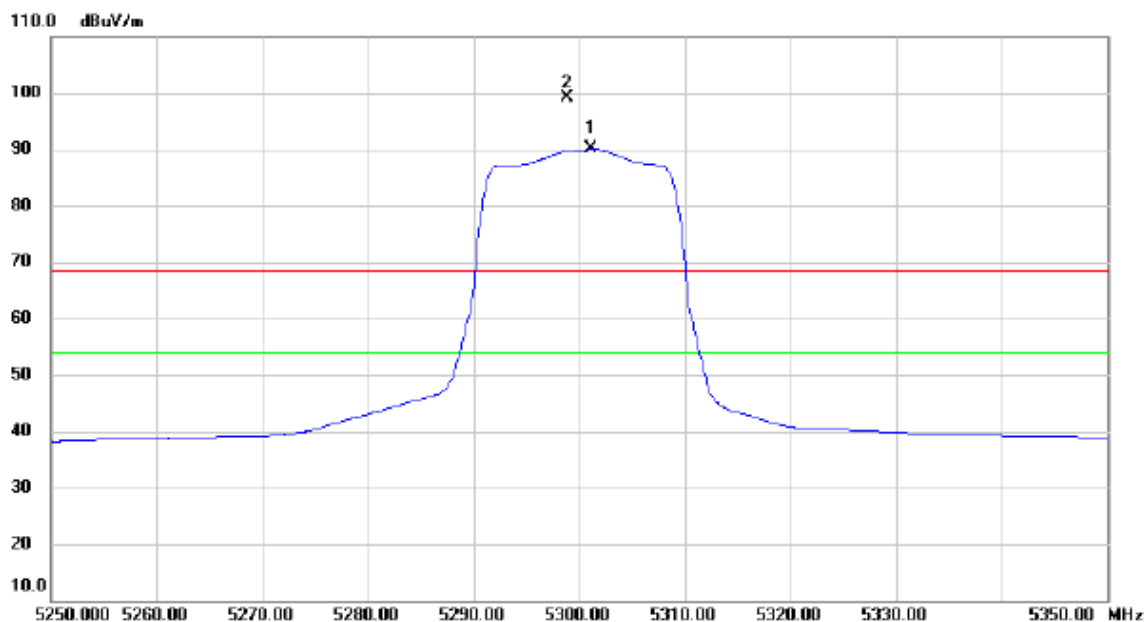
Vertical



No.	Mk.	Freq. MHz	Reading Level dBuV	Correct Factor dB	Measure- ment dBuV/m	Limit dBuV/m	Margin dB	Detector	Comment
1	*	10600.50	28.20	14.08	42.28	54.00	-11.72	AVG	
2		10601.80	41.34	14.09	55.43	68.30	-12.87	peak	

Orthogonal Axis :	X
Test Mode :	UNII-2A/ TX AC20 Mode 5300MHz

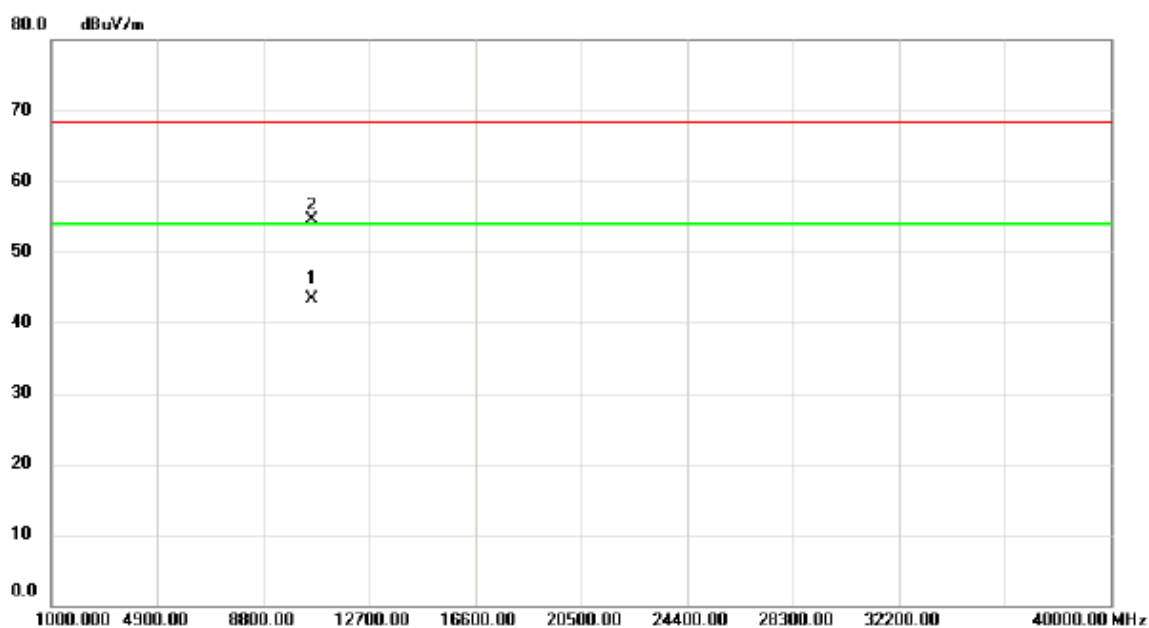
Horizontal



No.	Mk.	Freq. MHz	Reading Level dBuV	Correct Factor dB	Measure- ment dBuV/m	Limit dBuV/m	Margin dB	Detector	Comment
1	*	5301.200	51.65	38.56	90.21	54.00	36.21	AVG	NO LIMIT
2	X	5298.900	60.58	38.56	99.14	68.30	30.84	peak	NO LIMIT

Orthogonal Axis :	X
Test Mode :	UNII-2A/ TX AC20 Mode 5300MHz

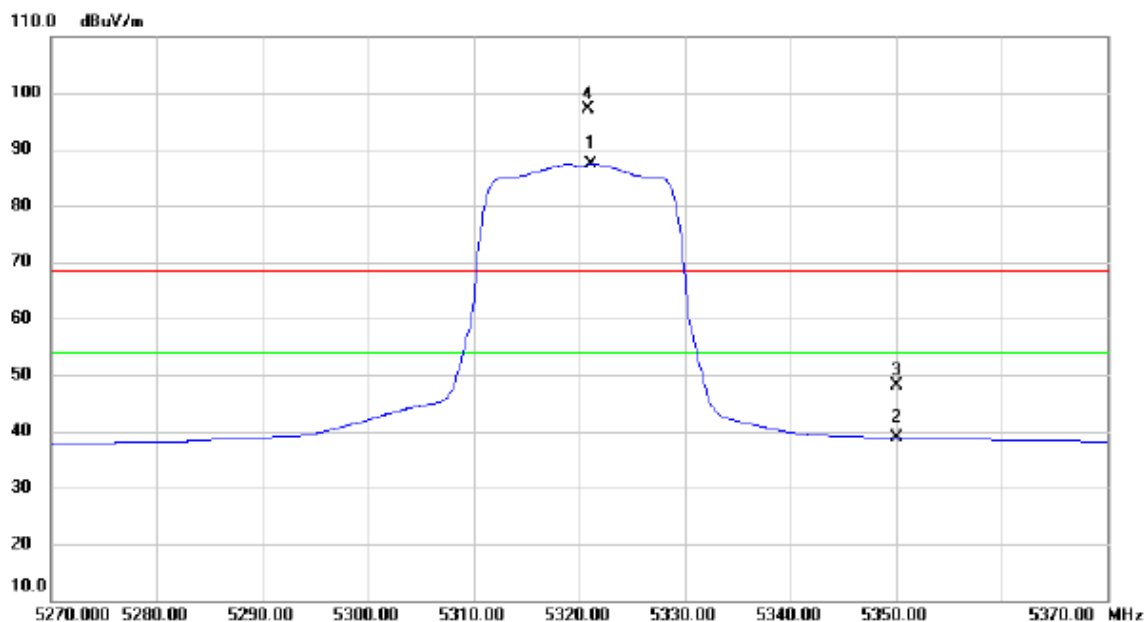
Horizontal



No.	Mk.	Freq. MHz	Reading Level dBuV	Correct Factor dB	Measure- ment dBuV/m	Limit dBuV/m	Margin dB	Detector	Comment
1	*	10600.20	29.15	14.08	43.23	54.00	-10.77	AVG	
2		10601.70	40.40	14.09	54.49	68.30	-13.81	peak	

Orthogonal Axis :	X
Test Mode :	UNII-2A/ TX AC20 Mode 5320MHz

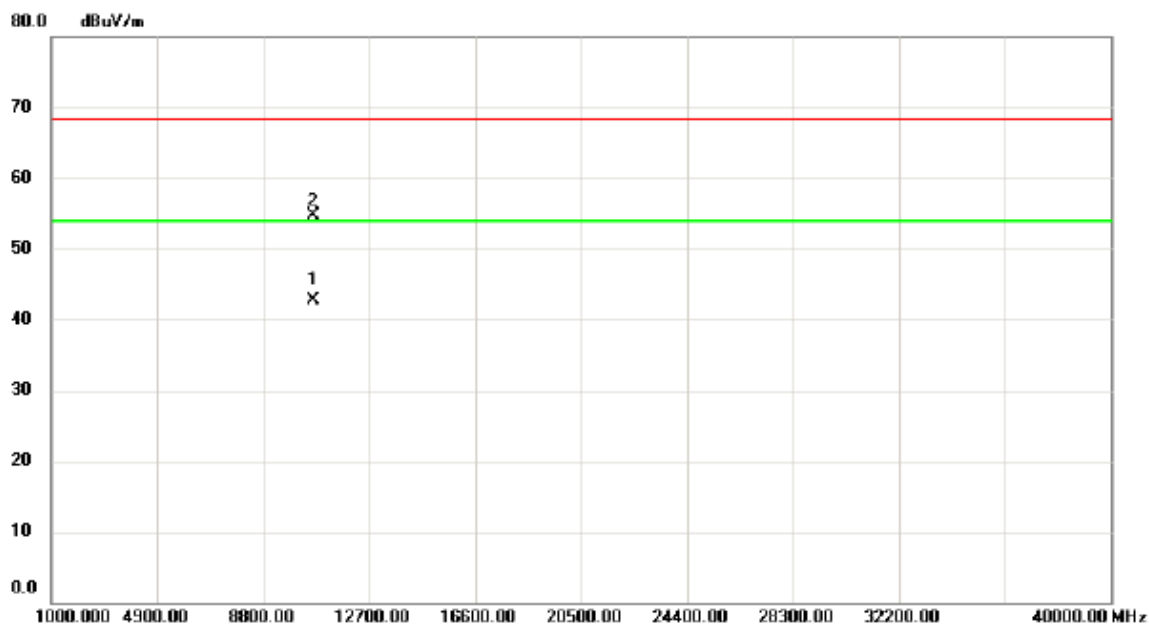
Vertical



No.	Mk.	Freq.	Reading Level	Correct Factor	Measurement	Limit	Margin		
		MHz	dBuV	dB	dBuV/m	dBuV/m	dB	Detector	Comment
1	*	5321.200	48.81	38.65	87.46	54.00	33.46	AVG	NO LIMIT
2		5350.000	0.00	38.78	38.78	54.00	-15.22	AVG	
3		5350.000	9.27	38.78	48.05	68.30	-20.25	peak	
4	X	5320.900	58.48	38.65	97.13	68.30	28.83	peak	NO LIMIT

Orthogonal Axis :	X
Test Mode :	UNII-2A/ TX AC20 Mode 5320MHz

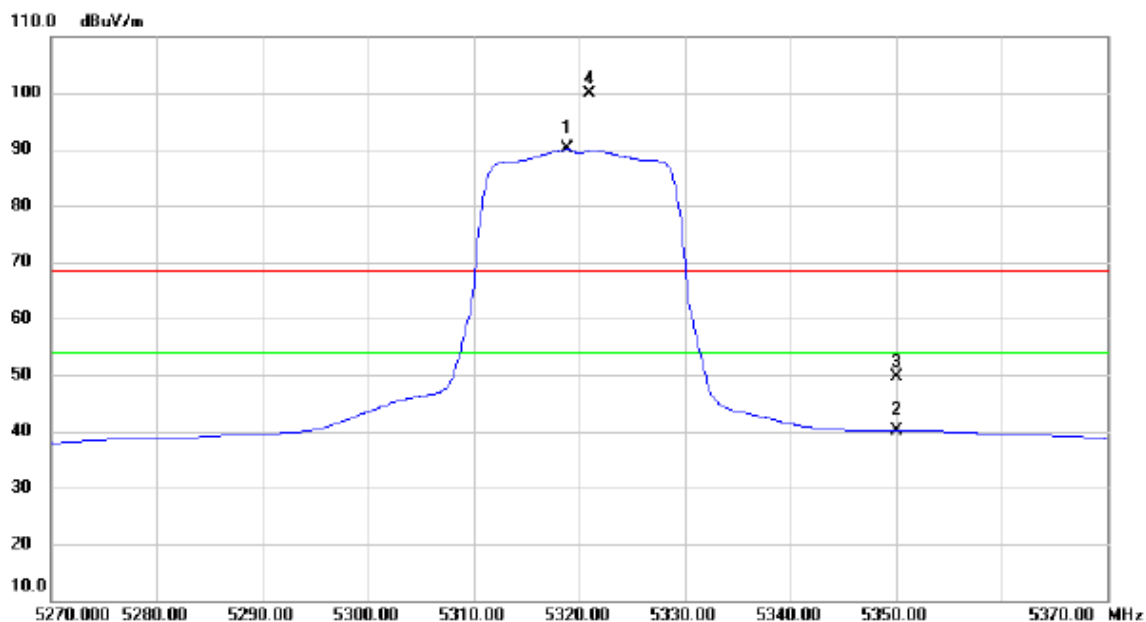
Vertical



No.	Mk.	Freq. MHz	Reading Level dBuV	Correct Factor dB	Measure- ment dBuV/m	Limit dBuV/m	Margin dB	Detector	Comment
1	*	10639.30	28.37	14.24	42.61	54.00	-11.39	AVG	
2		10640.70	40.51	14.25	54.76	68.30	-13.54	peak	

Orthogonal Axis :	X
Test Mode :	UNII-2A/ TX AC20 Mode 5320MHz

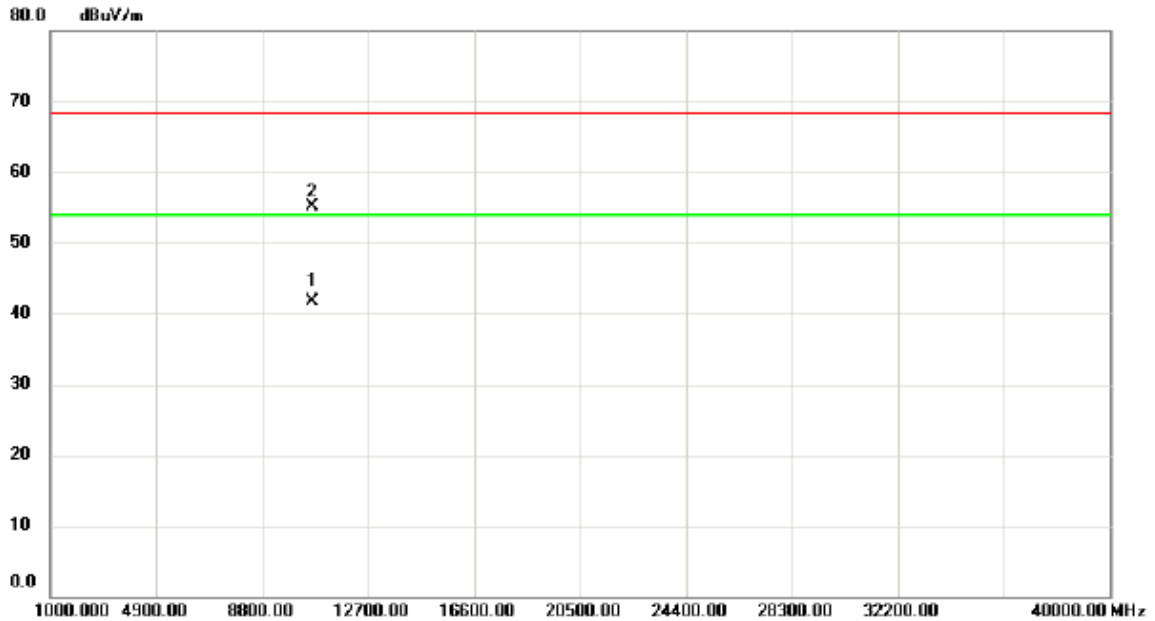
Horizontal



No.	Mk.	Freq.	Reading Level	Correct Factor	Measurement	Limit	Margin		
		MHz	dBuV	dB	dBuV/m	dBuV/m	dB	Detector	Comment
1	*	5318.900	51.40	38.64	90.04	54.00	36.04	AVG	NO LIMIT
2		5350.000	1.29	38.78	40.07	54.00	-13.93	AVG	
3		5350.000	10.85	38.78	49.63	68.30	-18.67	peak	
4	X	5321.000	61.29	38.65	99.94	68.30	31.64	peak	NO LIMIT

Orthogonal Axis :	X
Test Mode :	UNII-2A/ TX AC20 Mode 5320MHz

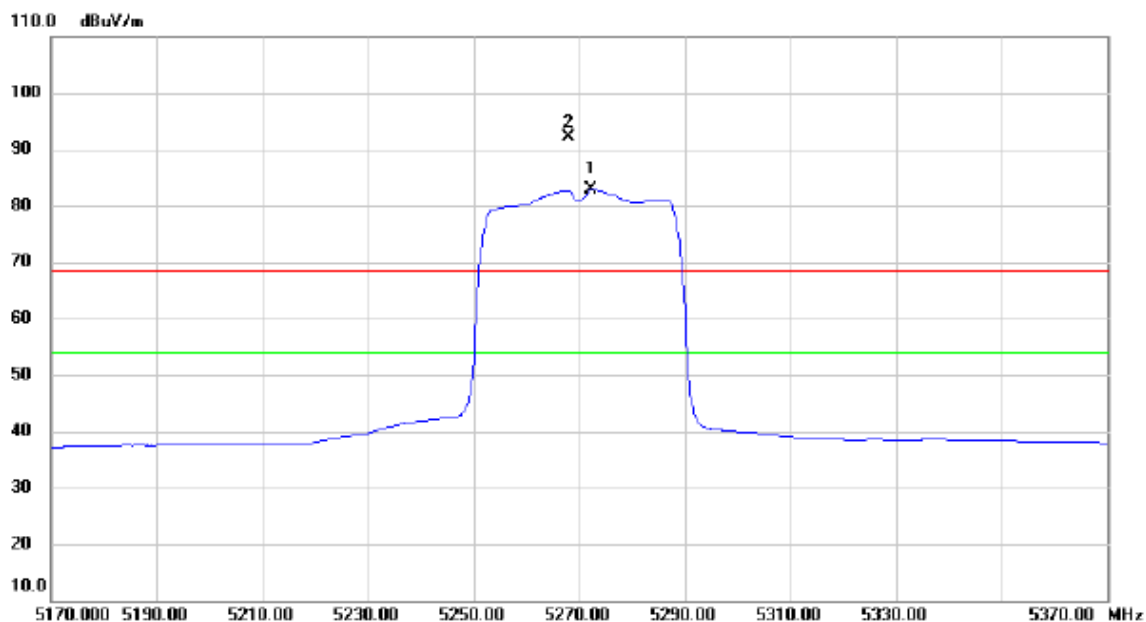
Horizontal



No.	Mk.	Freq. MHz	Reading Level dBuV	Correct Factor dB	Measure- ment dBuV/m	Limit dBuV/m	Margin dB	Detector	Comment
1	*	10639.80	27.40	14.25	41.65	54.00	-12.35	AVG	
2		10640.60	40.80	14.25	55.05	68.30	-13.25	peak	

Orthogonal Axis :	X
Test Mode :	UNII-2A/ TX AC40 Mode 5270MHz

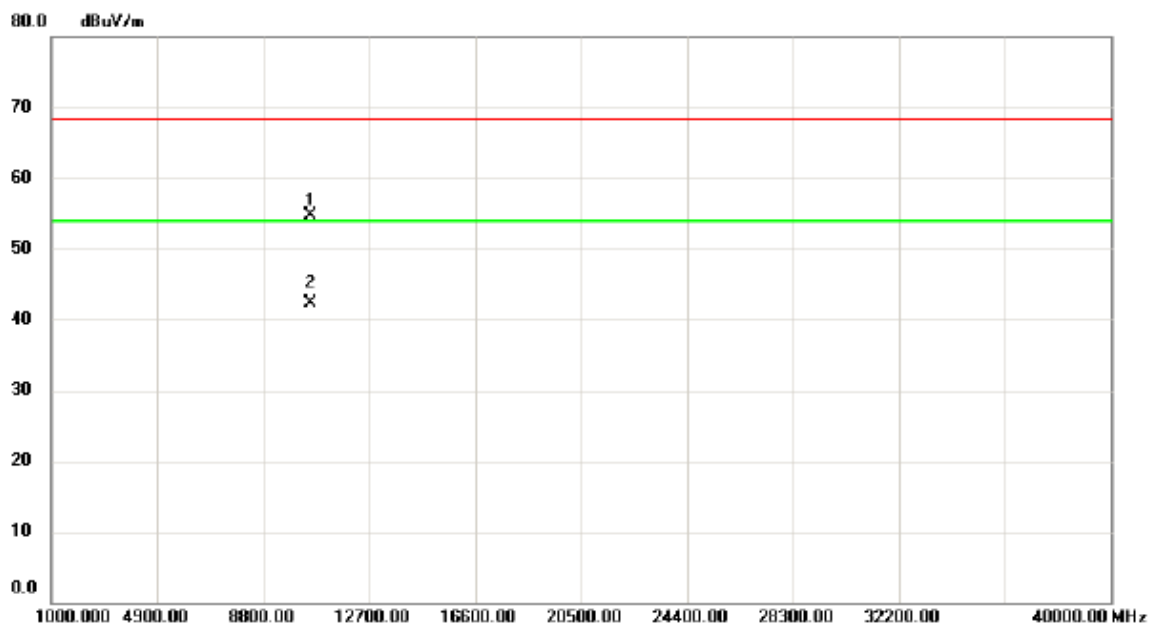
Vertical



No.	Mk.	Freq. MHz	Reading Level dBuV	Correct Factor dB	Measure- ment dBuV/m	Limit dBuV/m	Margin dB	Detector	Comment
1	*	5272.400	44.51	38.44	82.95	54.00	28.95	AVG	NO LIMIT
2	X	5268.000	53.81	38.42	92.23	68.30	23.93	peak	NO LIMIT

Orthogonal Axis :	X
Test Mode :	UNII-2A/ TX AC40 Mode 5270MHz

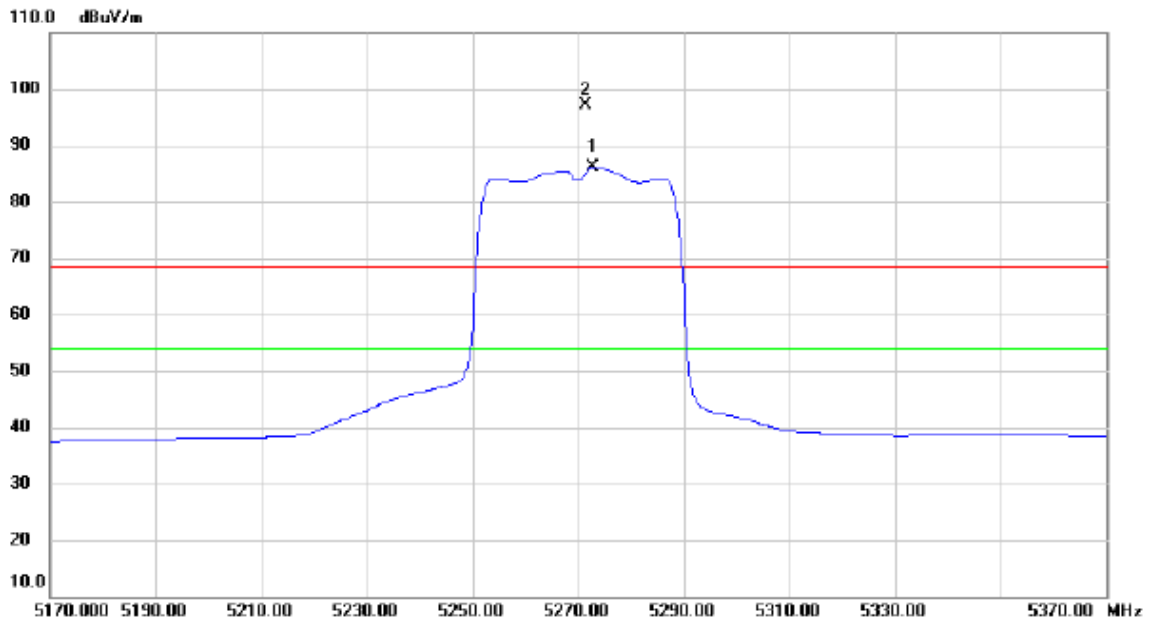
Vertical



No.	Mk.	Freq.	Reading Level	Correct Factor	Measurement	Limit	Margin	Detector	Comment
		MHz	dBuV	dB	dBuV/m	dBuV/m	dB		
1		10540.38	40.80	13.84	54.64	68.30	-13.66	peak	
2	*	10540.63	28.50	13.84	42.34	54.00	-11.66	AVG	

Orthogonal Axis :	X
Test Mode :	UNII-2A/ TX AC40 Mode 5270MHz

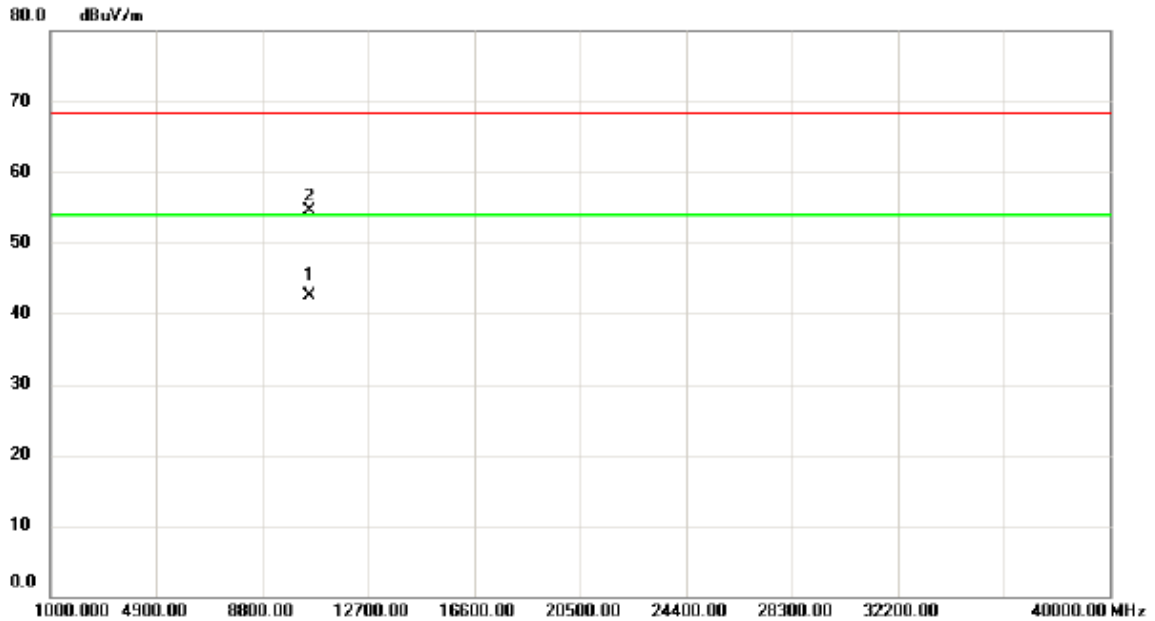
Horizontal



No.	Mk.	Freq.	Reading Level	Correct Factor	Measurement	Limit	Margin		
		MHz	dBuV	dB	dBuV/m	dBuV/m	dB	Detector	Comment
1	*	5272.800	47.58	38.44	86.02	54.00	32.02	AVG	NO LIMIT
2	X	5271.360	58.65	38.43	97.08	68.30	28.78	peak	NO LIMIT

Orthogonal Axis :	X
Test Mode :	UNII-2A/ TX AC40 Mode 5270MHz

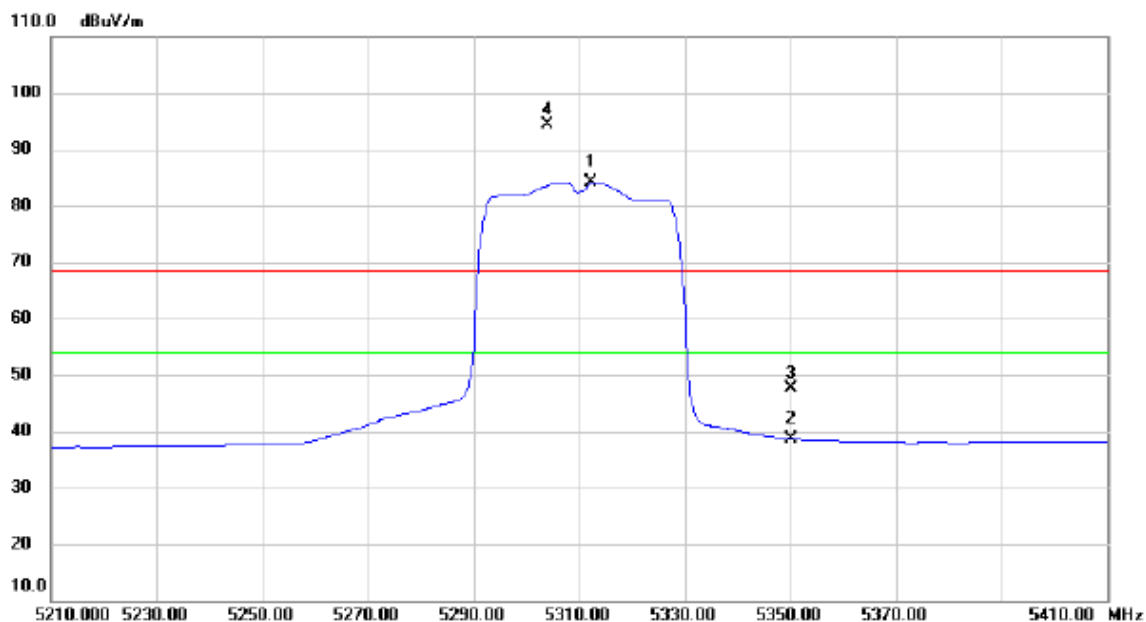
Horizontal



No.	Mk.	Freq.	Reading Level	Correct Factor	Measurement	Limit	Margin	Detector	Comment
		MHz	dBuV	dB	dBuV/m	dBuV/m	dB		
1	*	10540.00	28.62	13.84	42.46	54.00	-11.54	AVG	
2		10540.35	40.70	13.84	54.54	68.30	-13.76	peak	

Orthogonal Axis :	X
Test Mode :	UNII-2A/ TX AC40 Mode 5310MHz

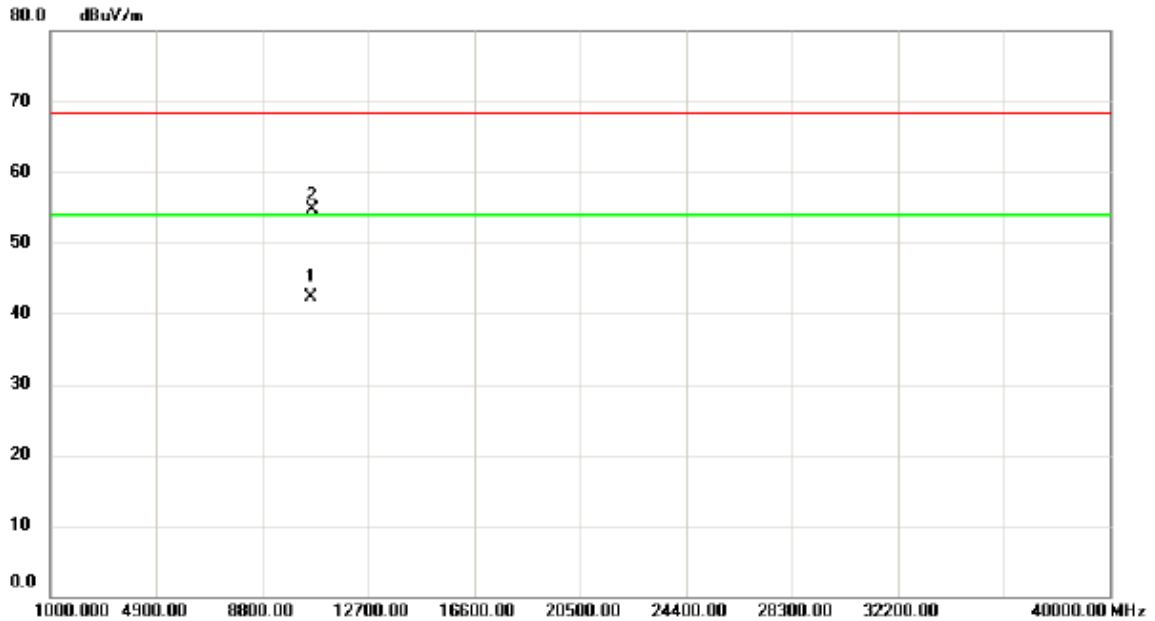
Vertical



No.	Mk.	Freq. MHz	Reading Level dBuV	Correct Factor dB	Measure- ment dBuV/m	Limit dBuV/m	Margin dB	Detector	Comment
1	*	5312.400	45.61	38.61	84.22	54.00	30.22	AVG	NO LIMIT
2		5350.000	-0.10	38.78	38.68	54.00	-15.32	AVG	
3		5350.000	8.85	38.78	47.63	68.30	-20.67	peak	
4	X	5304.000	55.75	38.58	94.33	68.30	26.03	peak	NO LIMIT

Orthogonal Axis :	X
Test Mode :	UNII-2A/ TX AC40 Mode 5310MHz

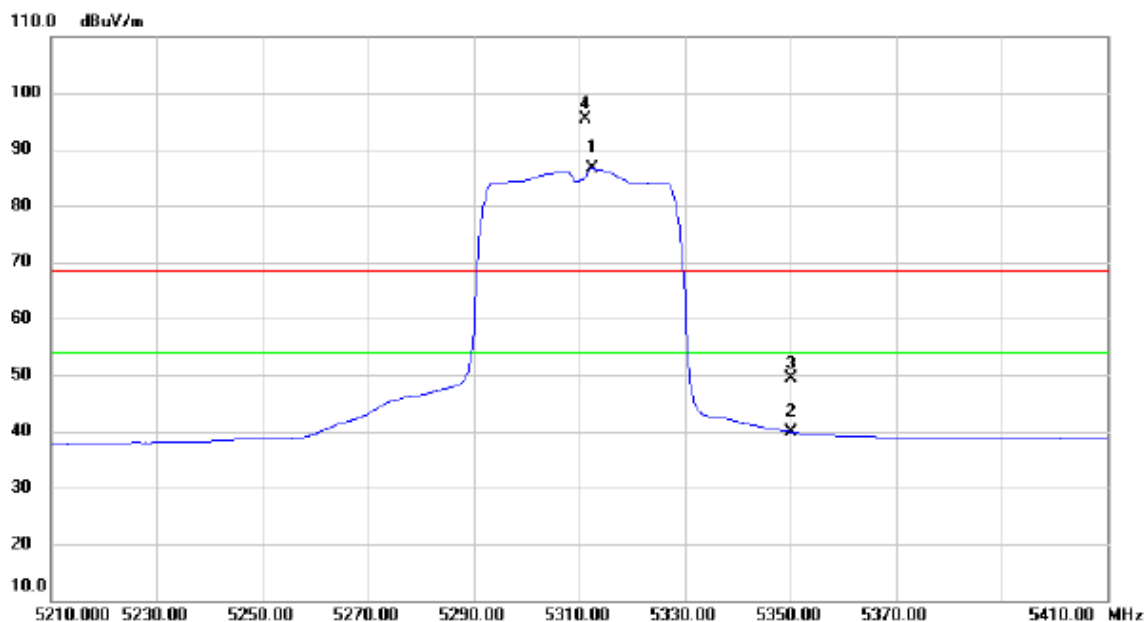
Vertical



No.	Mk.	Freq. MHz	Reading Level dBuV	Correct Factor dB	Measure- ment dBuV/m	Limit dBuV/m	Margin dB	Detector	Comment
1	*	10619.40	28.17	14.17	42.34	54.00	-11.66	AVG	
2		10620.30	40.44	14.17	54.61	68.30	-13.69	peak	

Orthogonal Axis :	X
Test Mode :	UNII-2A/ TX AC40 Mode 5310MHz

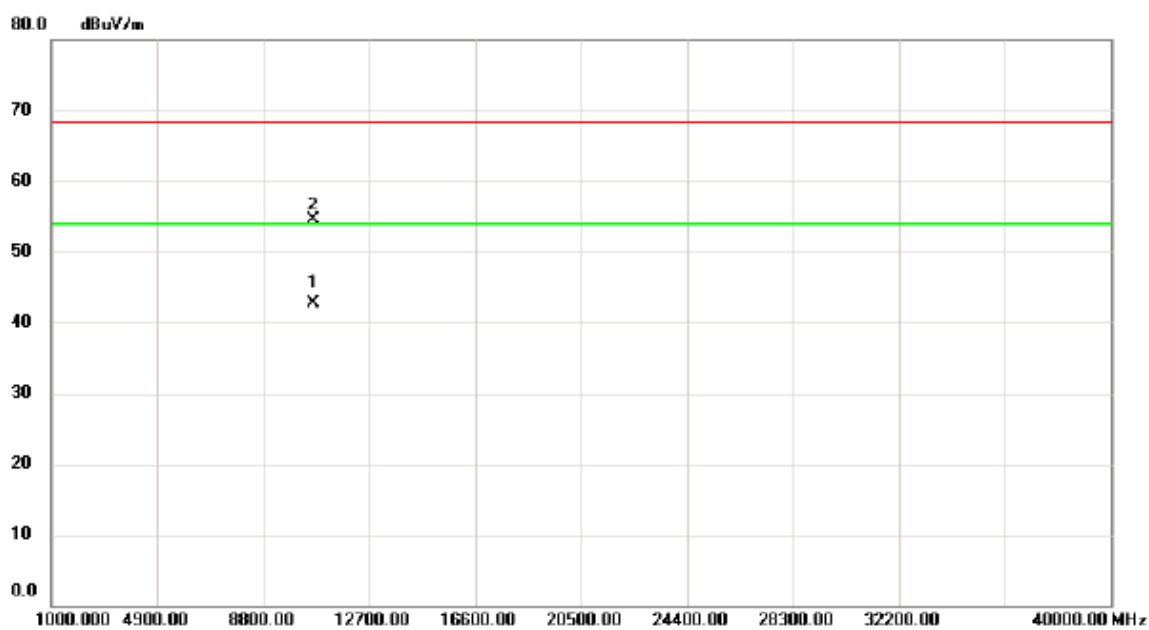
Horizontal



No.	Mk.	Freq.	Reading Level	Correct Factor	Measurement	Limit	Margin	Detector	Comment
		MHz	dBuV	dB	dBuV/m	dBuV/m	dB		
1	*	5312.600	47.94	38.61	86.55	54.00	32.55	AVG	NO LIMIT
2		5350.000	1.16	38.78	39.94	54.00	-14.06	AVG	
3		5350.000	10.68	38.78	49.46	68.30	-18.84	peak	
4	X	5311.200	56.81	38.60	95.41	68.30	27.11	peak	NO LIMIT

Orthogonal Axis :	X
Test Mode :	UNII-2A/ TX AC40 Mode 5310MHz

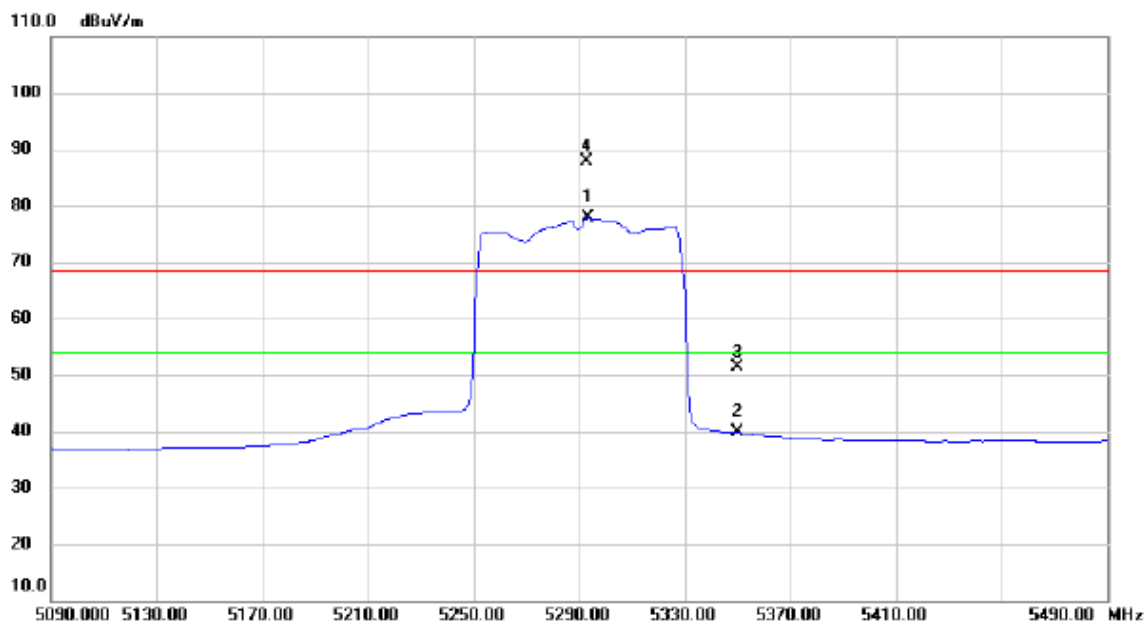
Horizontal



No.	Mk.	Freq.	Reading Level	Correct Factor	Measurement	Limit	Margin	Detector	Comment
		MHz	dBuV	dB	dBuV/m	dBuV/m	dB		
1	*	10620.70	28.55	14.17	42.72	54.00	-11.28	AVG	
2		10621.80	40.34	14.17	54.51	68.30	-13.79	peak	

Orthogonal Axis :	X
Test Mode :	UNII-2A/ TX AC80 Mode 5290MHz

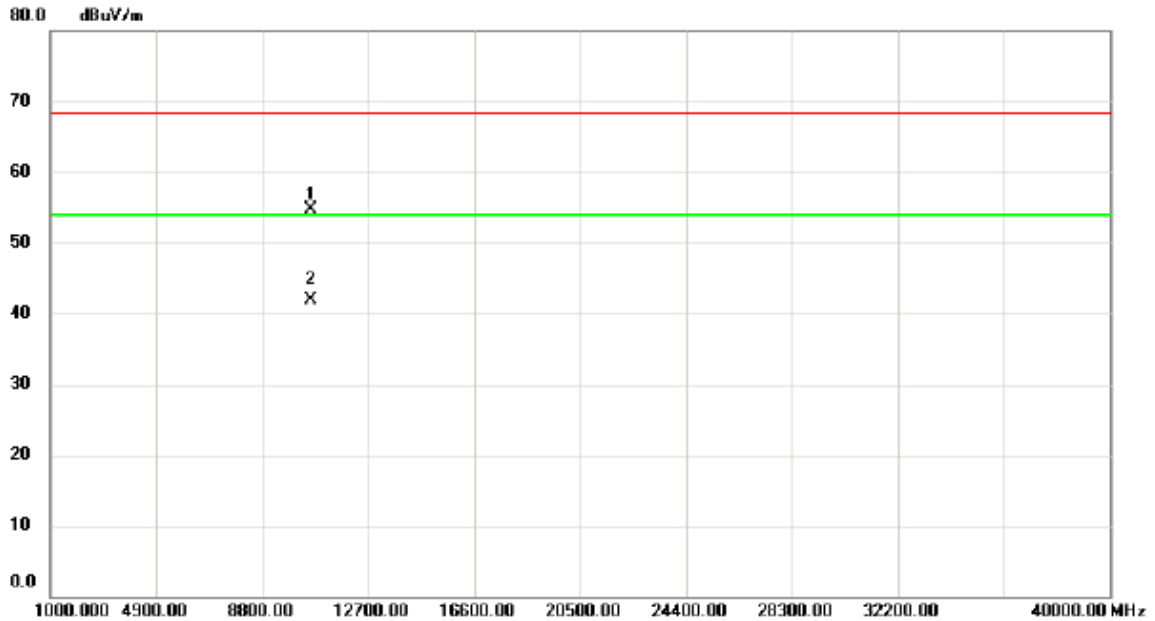
Vertical



No.	Mk.	Freq.	Reading Level	Correct Factor	Measurement	Limit	Margin		
		MHz	dBuV	dB	dBuV/m	dBuV/m	dB	Detector	Comment
1	*	5293.600	39.24	38.53	77.77	54.00	23.77	AVG	NO LIMIT
2		5350.000	1.01	38.78	39.79	54.00	-14.21	AVG	
3		5350.000	12.65	38.78	51.43	68.30	-16.87	peak	
4	X	5292.687	49.37	38.52	87.89	68.30	19.59	peak	NO LIMIT

Orthogonal Axis :	X
Test Mode :	UNII-2A/ TX AC80 Mode 5290MHz

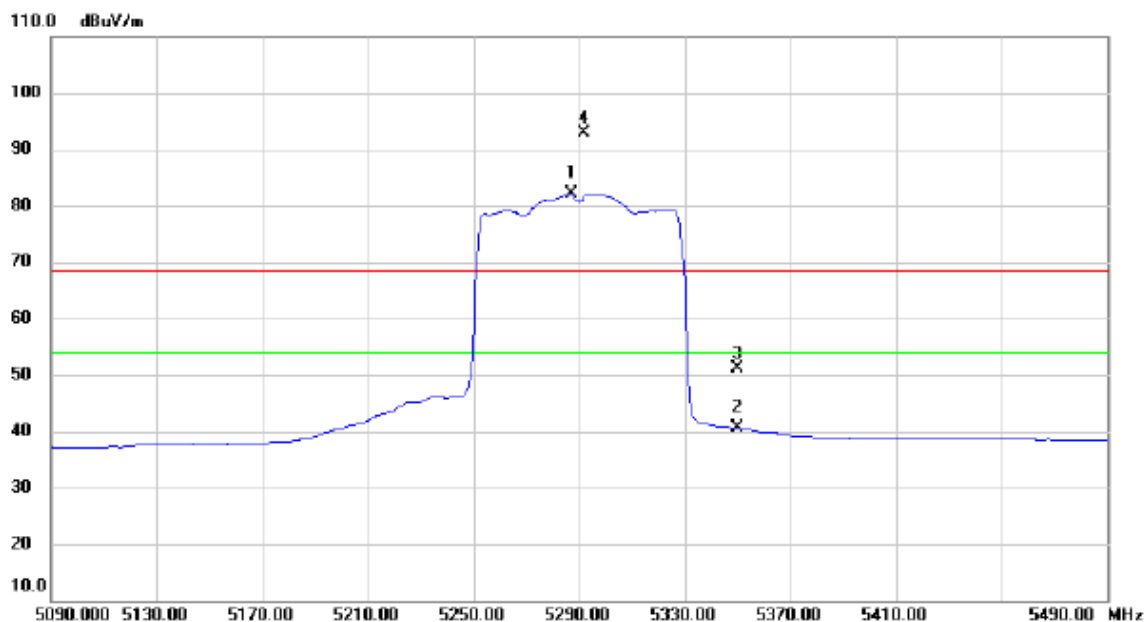
Vertical



No.	Mk.	Freq. MHz	Reading Level dBuV	Correct Factor dB	Measure- ment dBuV/m	Limit dBuV/m	Margin dB	Detector	Comment
1		10580.35	40.75	14.00	54.75	68.30	-13.55	peak	
2	*	10580.40	27.84	14.00	41.84	54.00	-12.16	AVG	

Orthogonal Axis :	X
Test Mode :	UNII-2A/ TX AC80 Mode 5290MHz

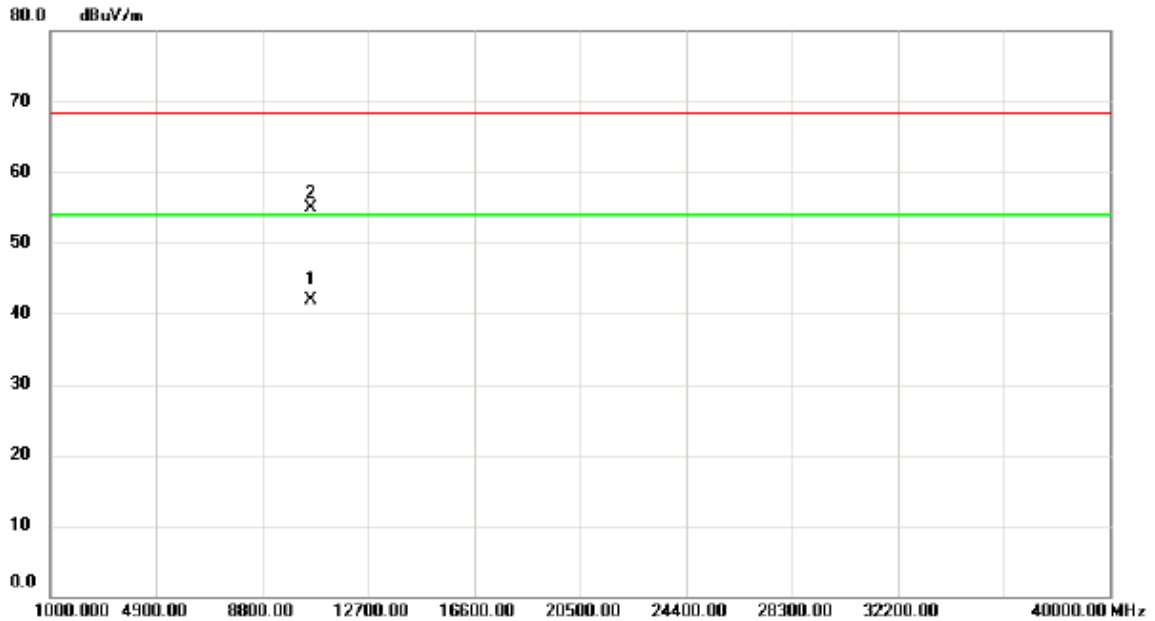
Horizontal



No.	Mk.	Freq. MHz	Reading Level dBuV	Correct Factor dB	Measure- ment dBuV/m	Limit dBuV/m	Margin dB	Detector	Comment
1	*	5287.200	43.64	38.50	82.14	54.00	28.14	AVG	NO LIMIT
2		5350.000	1.78	38.78	40.56	54.00	-13.44	AVG	
3		5350.000	12.33	38.78	51.11	68.30	-17.19	peak	
4	X	5291.600	54.26	38.52	92.78	68.30	24.48	peak	NO LIMIT

Orthogonal Axis :	X
Test Mode :	UNII-2A/ TX AC80 Mode 5290MHz

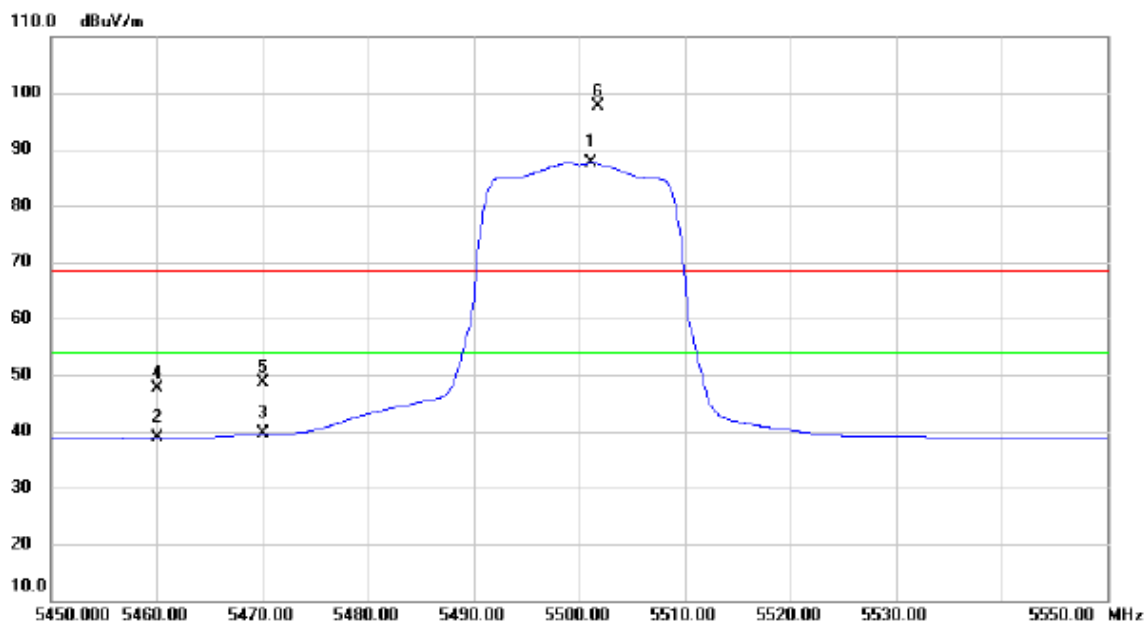
Horizontal



No.	Mk.	Freq. MHz	Reading Level dBuV	Correct Factor dB	Measure- ment dBuV/m	Limit dBuV/m	Margin dB	Detector	Comment
1	*	10580.30	27.96	14.00	41.96	54.00	-12.04	AVG	
2		10581.10	40.90	14.00	54.90	68.30	-13.40	peak	

Orthogonal Axis :	X
Test Mode :	UNII-2C/ TX AC20 Mode 5500MHz

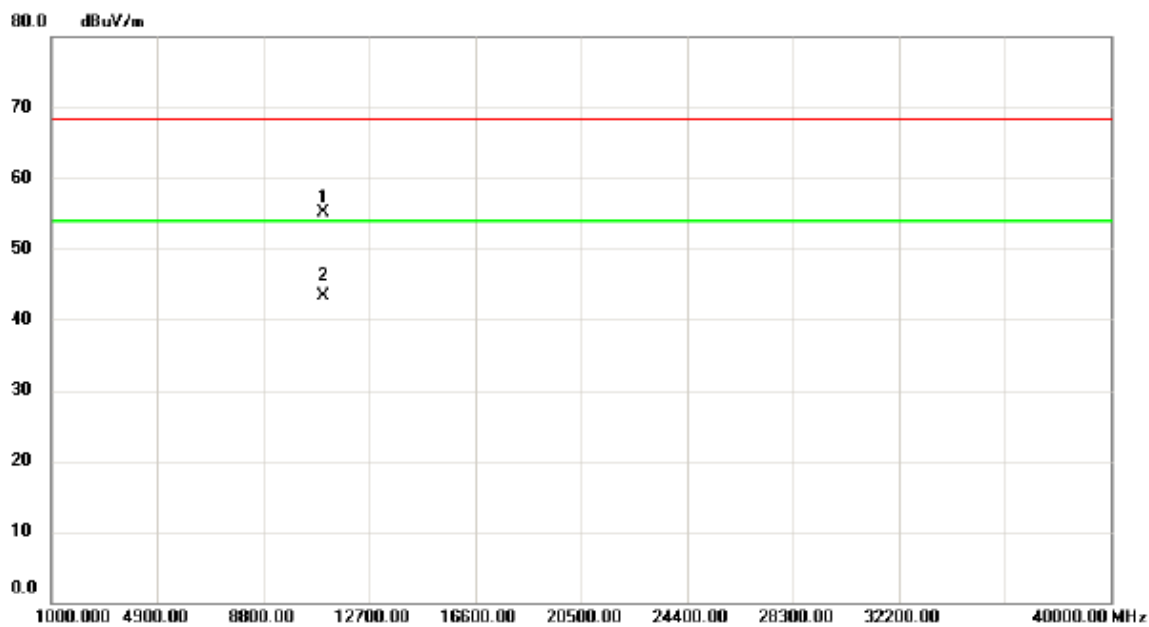
Vertical



No.	Mk.	Freq.	Reading Level	Correct Factor	Measurement	Limit	Margin		
		MHz	dBuV	dB	dBuV/m	dBuV/m	dB	Detector	Comment
1	*	5501.100	48.27	39.45	87.72	54.00	33.72	AVG	NO LIMIT
2		5460.000	-0.43	39.27	38.84	54.00	-15.16	AVG	
3		5470.000	0.22	39.31	39.53	54.00	-14.47	AVG	
4		5460.000	8.47	39.27	47.74	68.30	-20.56	peak	
5		5470.000	9.28	39.31	48.59	68.30	-19.71	peak	
6	X	5501.800	58.09	39.45	97.54	68.30	29.24	peak	NO LIMIT

Orthogonal Axis :	X
Test Mode :	UNII-2C/ TX AC20 Mode 5500MHz

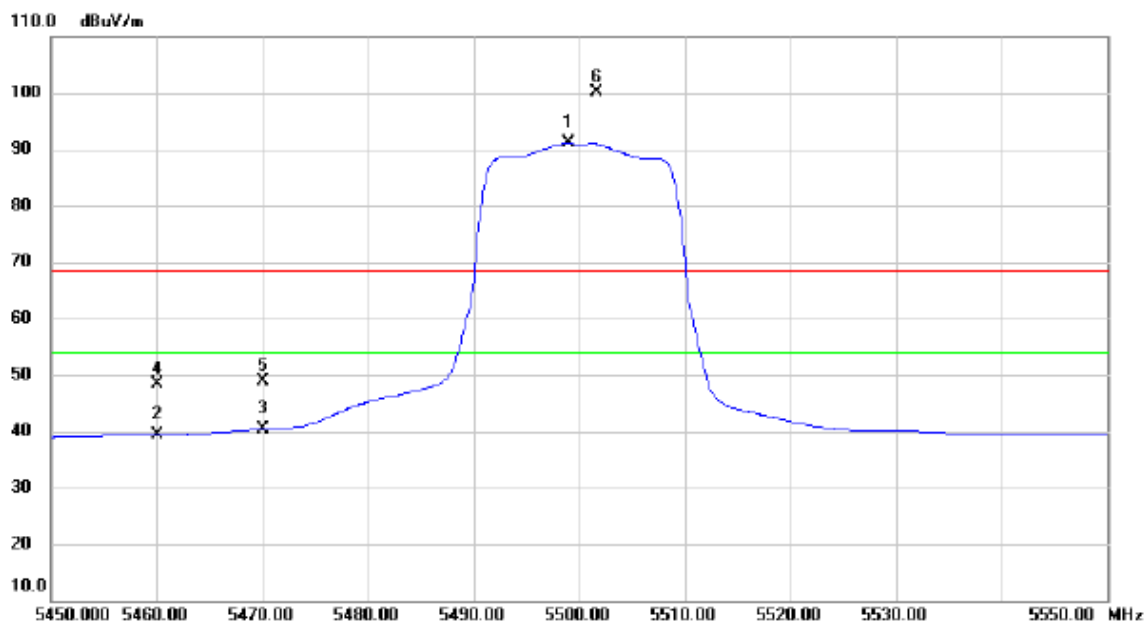
Vertical



No.	Mk.	Freq. MHz	Reading Level dBuV	Correct Factor dB	Measure- ment dBuV/m	Limit dBuV/m	Margin dB	Detector	Comment
1		11000.50	39.27	15.75	55.02	68.30	-13.28	peak	
2	*	11001.90	27.54	15.75	43.29	54.00	-10.71	AVG	

Orthogonal Axis :	X
Test Mode :	UNII-2C/ TX AC20 Mode 5500MHz

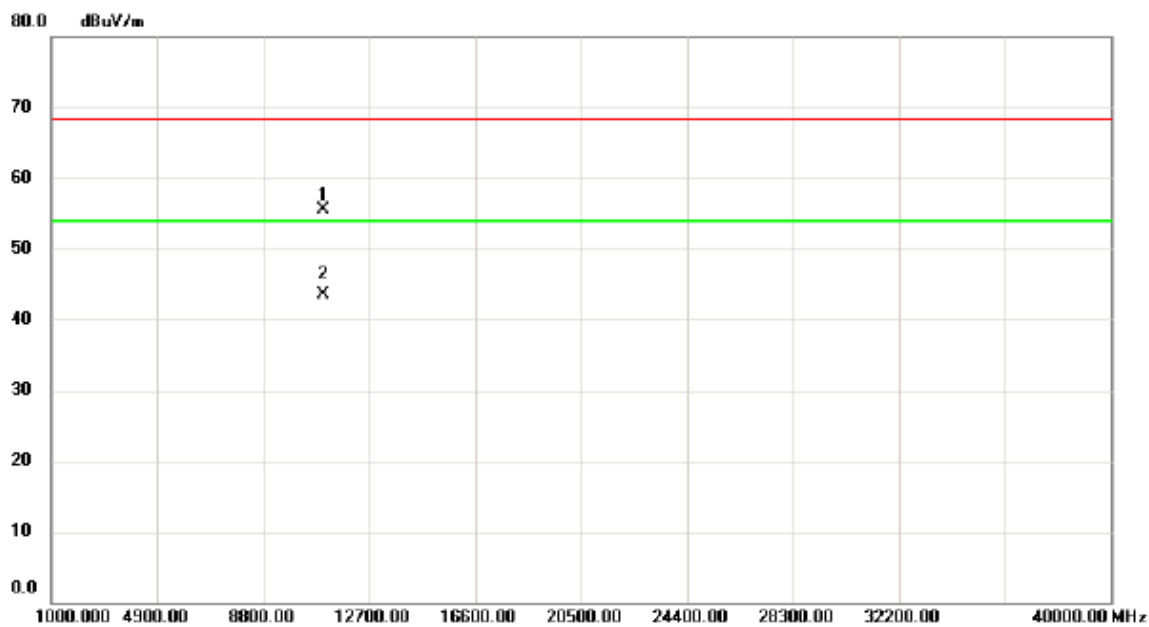
Horizontal



No.	Mk.	Freq.	Reading Level	Correct Factor	Measurement	Limit	Margin	Detector	Comment
		MHz	dBuV	dB	dBuV/m	dBuV/m	dB		
1	*	5499.000	51.80	39.44	91.24	54.00	37.24	AVG	NO LIMIT
2		5460.000	0.18	39.27	39.45	54.00	-14.55	AVG	
3		5470.000	1.05	39.31	40.36	54.00	-13.64	AVG	
4		5460.000	9.18	39.27	48.45	68.30	-19.85	peak	
5		5470.000	9.53	39.31	48.84	68.30	-19.46	peak	
6	X	5501.600	60.57	39.45	100.02	68.30	31.72	peak	NO LIMIT

Orthogonal Axis :	X
Test Mode :	UNII-2C/ TX AC20 Mode 5500MHz

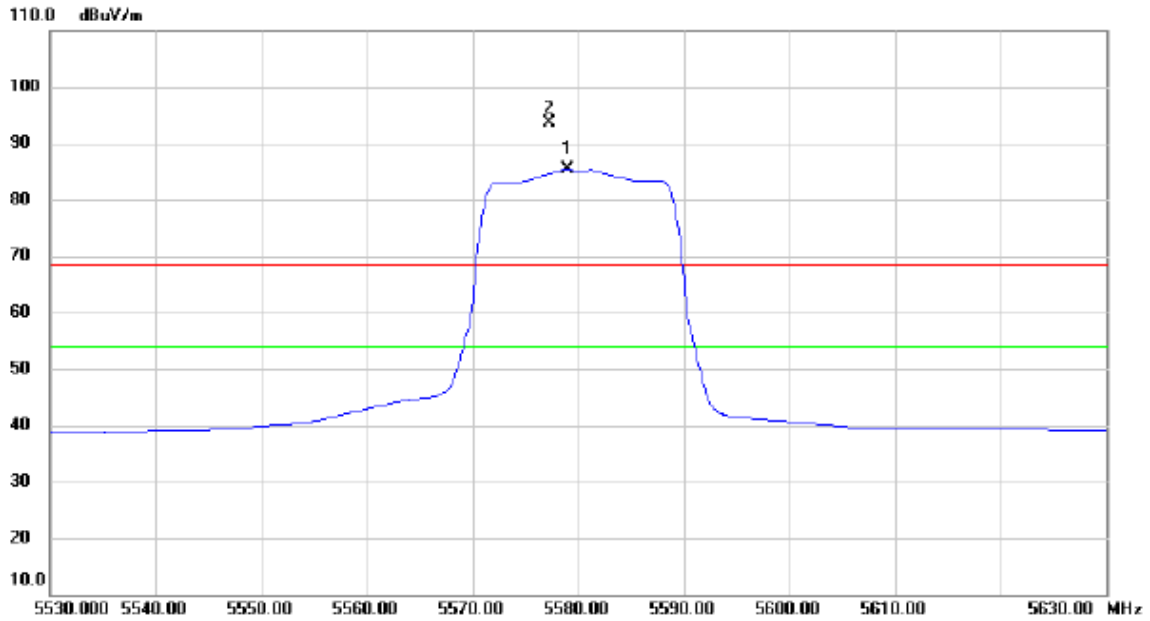
Horizontal



No.	Mk.	Freq. MHz	Reading Level dBuV	Correct Factor dB	Measure- ment dBuV/m	Limit dBuV/m	Margin dB	Detector	Comment
1		11000.62	39.78	15.75	55.53	68.30	-12.77	peak	
2	*	11001.90	27.68	15.75	43.43	54.00	-10.57	AVG	

Orthogonal Axis :	X
Test Mode :	UNII-2C/ TX AC20 Mode 5580MHz

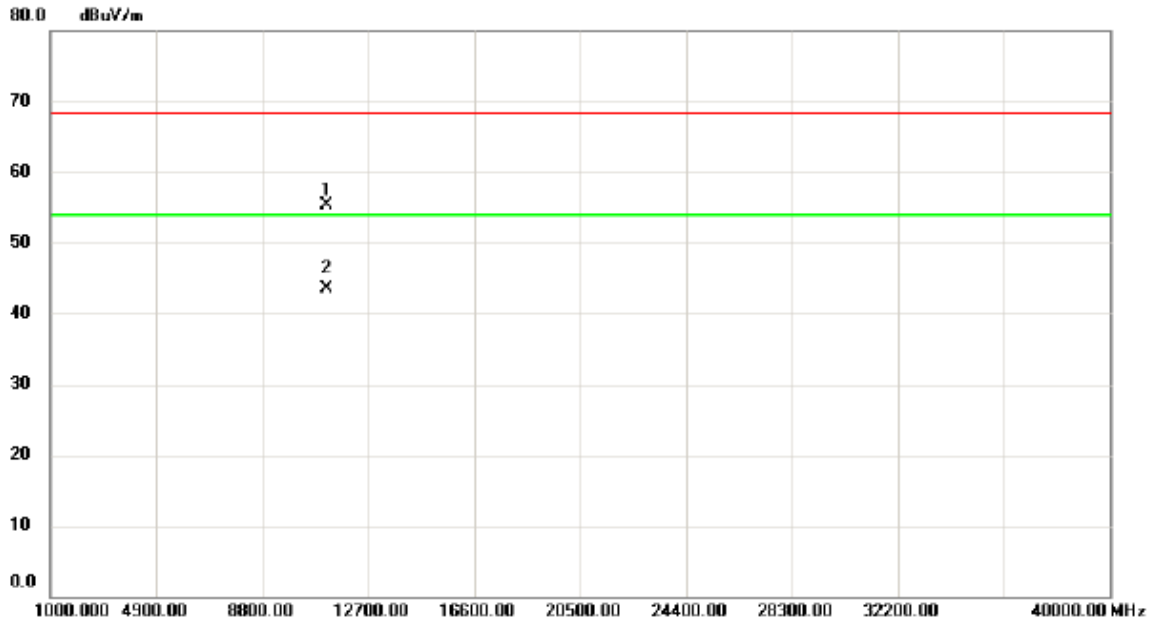
Vertical



No.	Mk.	Freq.	Reading Level	Correct Factor	Measurement	Limit	Margin		
		MHz	dBuV	dB	dBuV/m	dBuV/m	dB	Detector	Comment
1	*	5579.000	45.58	39.84	85.42	54.00	31.42	AVG	NO LIMIT
2	X	5577.300	53.72	39.84	93.56	68.30	25.26	peak	NO LIMIT

Orthogonal Axis :	X
Test Mode :	UNII-2C/ TX AC20 Mode 5580MHz

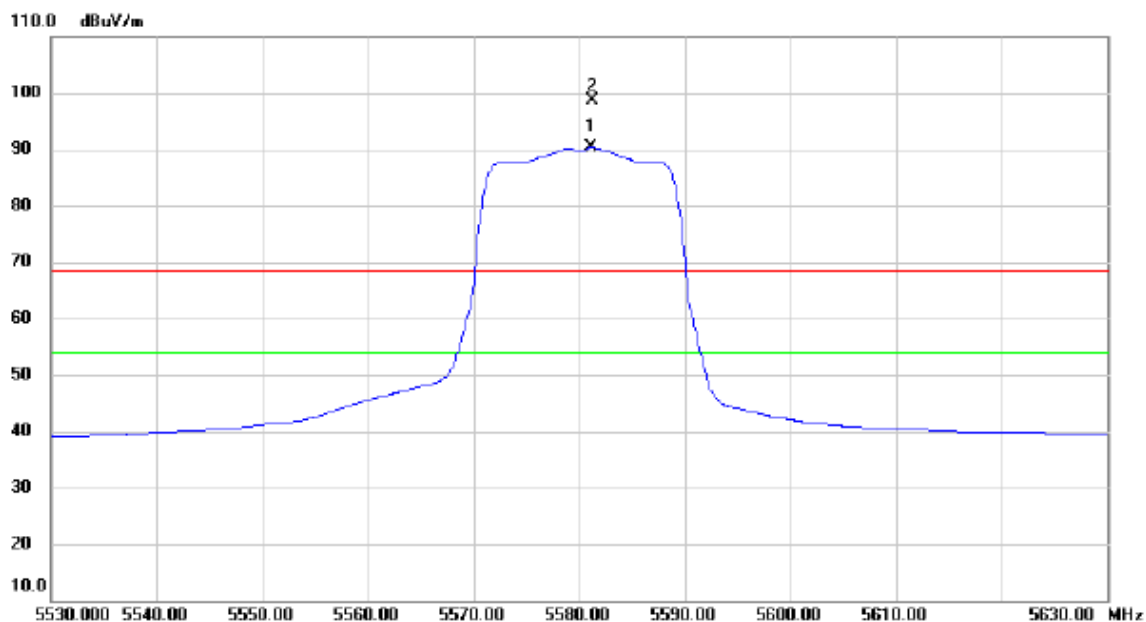
Vertical



No.	Mk.	Freq. MHz	Reading Level dBuV	Correct Factor dB	Measure- ment dBuV/m	Limit dBuV/m	Margin dB	Detector	Comment
1		11159.80	39.26	16.13	55.39	68.30	-12.91	peak	
2	*	11160.50	27.40	16.13	43.53	54.00	-10.47	AVG	

Orthogonal Axis :	X
Test Mode :	UNII-2C/ TX AC20 Mode 5580MHz

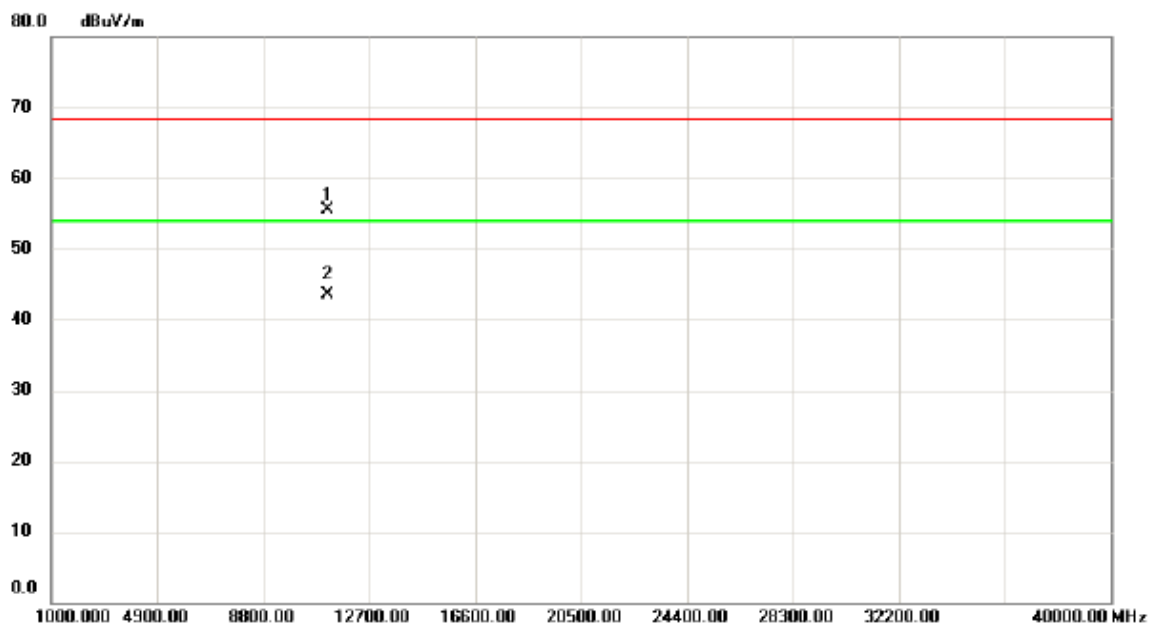
Horizontal



No.	Mk.	Freq. MHz	Reading Level dBuV	Correct Factor dB	Measure- ment dBuV/m	Limit dBuV/m	Margin dB	Detector	Comment
1	*	5581.200	50.49	39.85	90.34	54.00	36.34	AVG	NO LIMIT
2	X	5581.300	58.72	39.85	98.57	68.30	30.27	peak	NO LIMIT

Orthogonal Axis :	X
Test Mode :	UNII-2C/ TX AC20 Mode 5580MHz

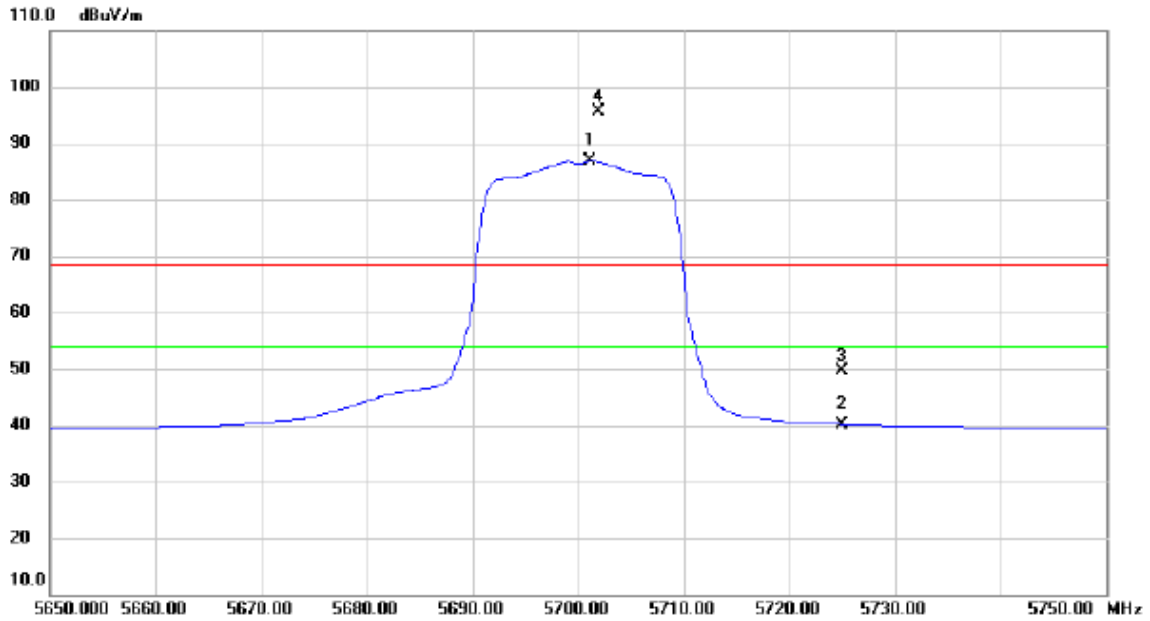
Horizontal



No.	Mk.	Freq. MHz	Reading Level dBuV	Correct Factor dB	Measure- ment dBuV/m	Limit dBuV/m	Margin dB	Detector	Comment
1		11159.40	39.46	16.13	55.59	68.30	-12.71	peak	
2	*	11160.10	27.35	16.13	43.48	54.00	-10.52	AVG	

Orthogonal Axis :	X
Test Mode :	UNII-2C/ TX AC20 Mode 5700MHz

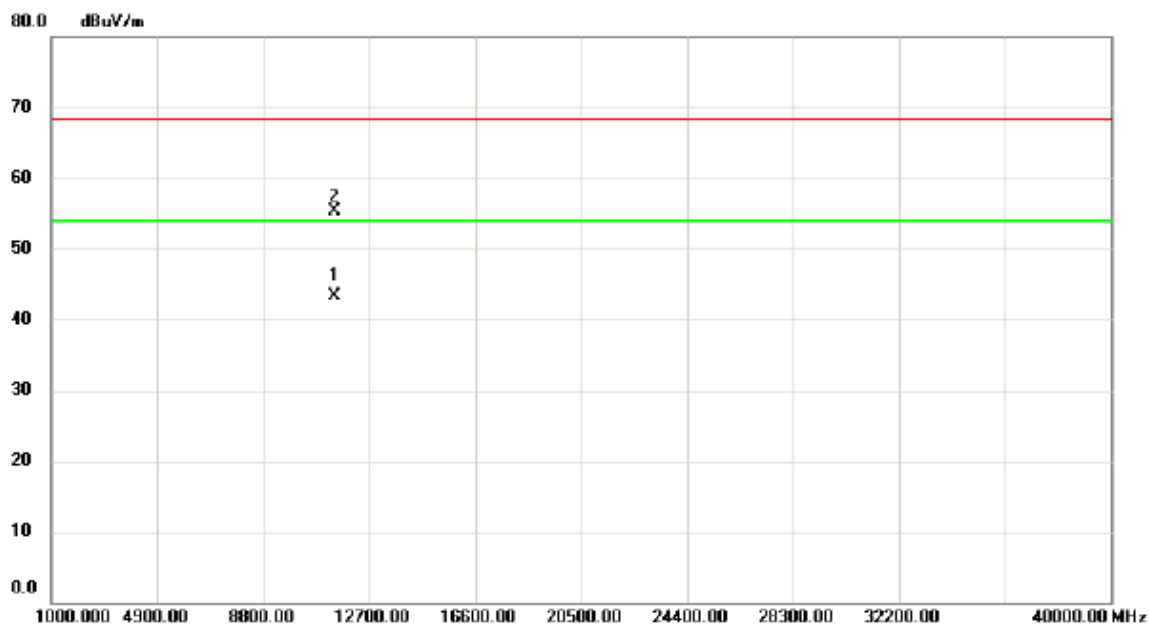
Vertical



No.	Mk.	Freq.	Reading Level	Correct Factor	Measurement	Limit	Margin	Detector	Comment
		MHz	dBuV	dB	dBuV/m	dBuV/m	dB		
1	*	5701.200	46.47	40.47	86.94	54.00	32.94	AVG	NO LIMIT
2		5725.000	-0.36	40.60	40.24	54.00	-13.76	AVG	
3		5725.000	9.12	40.60	49.72	68.30	-18.58	peak	
4	X	5701.900	55.15	40.47	95.62	68.30	27.32	peak	NO LIMIT

Orthogonal Axis :	X
Test Mode :	UNII-2C/ TX AC20 Mode 5700MHz

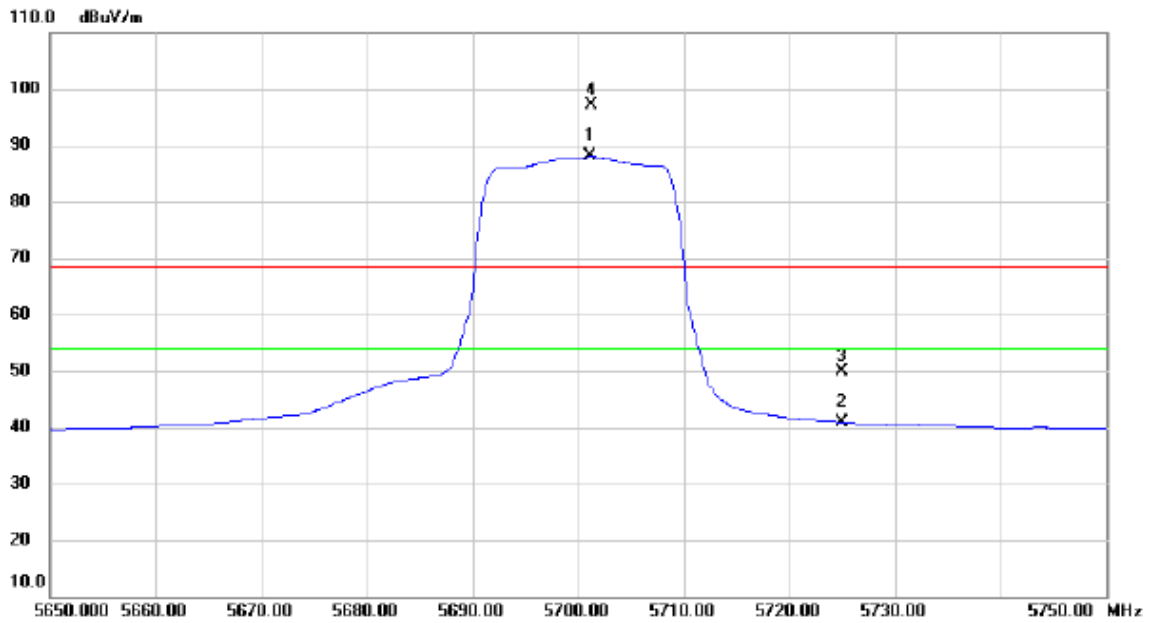
Vertical



No.	Mk.	Freq. MHz	Reading Level dBuV	Correct Factor dB	Measure- ment dBuV/m	Limit dBuV/m	Margin dB	Detector	Comment
1	*	11400.82	26.70	16.70	43.40	54.00	-10.60	AVG	
2		11401.71	38.63	16.70	55.33	68.30	-12.97	peak	

Orthogonal Axis :	X
Test Mode :	UNII-2C/ TX AC20 Mode 5700MHz

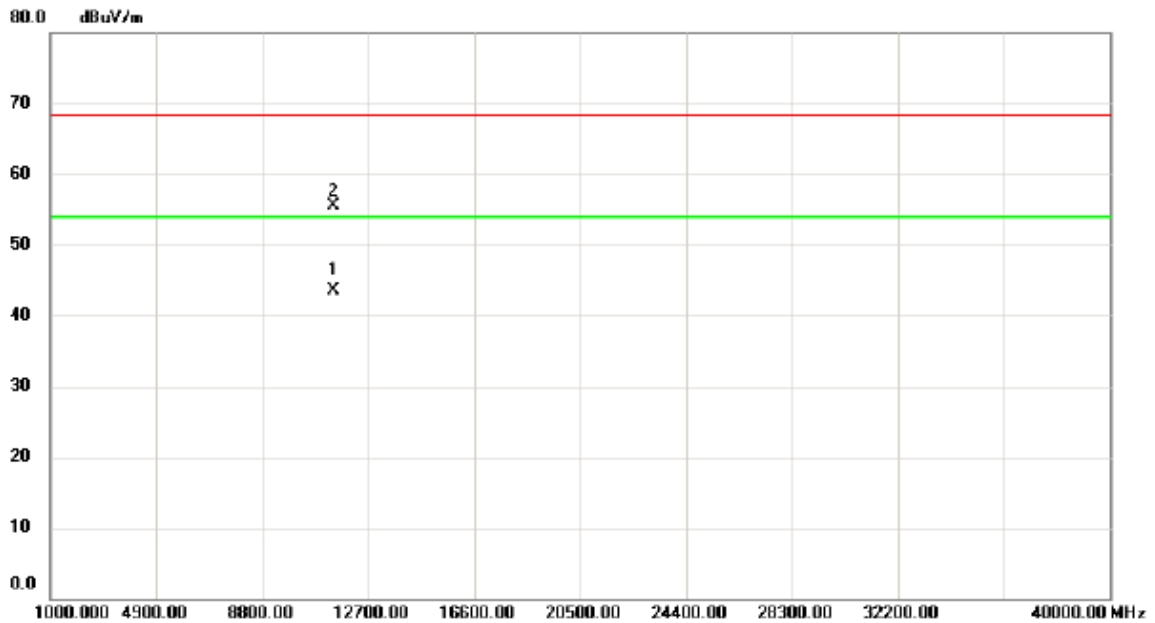
Horizontal



No.	Mk.	Freq.	Reading Level	Correct Factor	Measurement	Limit	Margin		
		MHz	dBuV	dB	dBuV/m	dBuV/m	dB	Detector	Comment
1	*	5701.200	47.64	40.47	88.11	54.00	34.11	AVG	NO LIMIT
2		5725.000	0.32	40.60	40.92	54.00	-13.08	AVG	
3		5725.000	9.18	40.60	49.78	68.30	-18.52	peak	
4	X	5701.300	56.61	40.47	97.08	68.30	28.78	peak	NO LIMIT

Orthogonal Axis :	X
Test Mode :	UNII-2C/ TX AC20 Mode 5700MHz

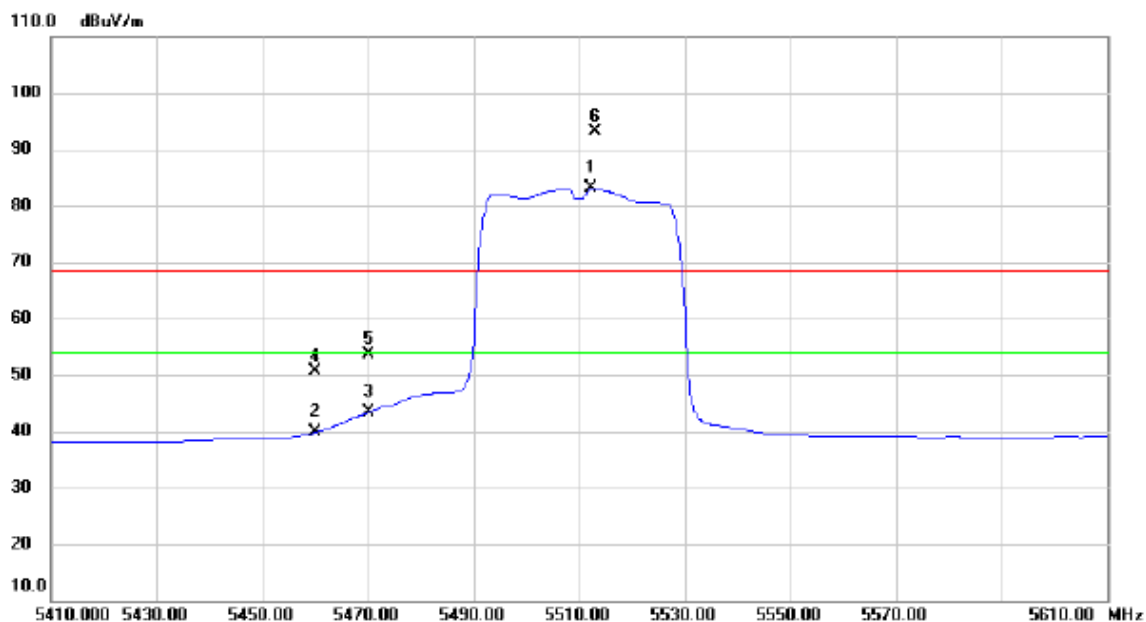
Horizontal



No.	Mk.	Freq. MHz	Reading Level dBuV	Correct Factor dB	Measure- ment dBuV/m	Limit dBuV/m	Margin dB	Detector	Comment
1	*	11400.70	26.82	16.70	43.52	54.00	-10.48	AVG	
2		11401.25	38.79	16.70	55.49	68.30	-12.81	peak	

Orthogonal Axis :	X
Test Mode :	UNII-2C/ TX AC40 Mode 5510MHz

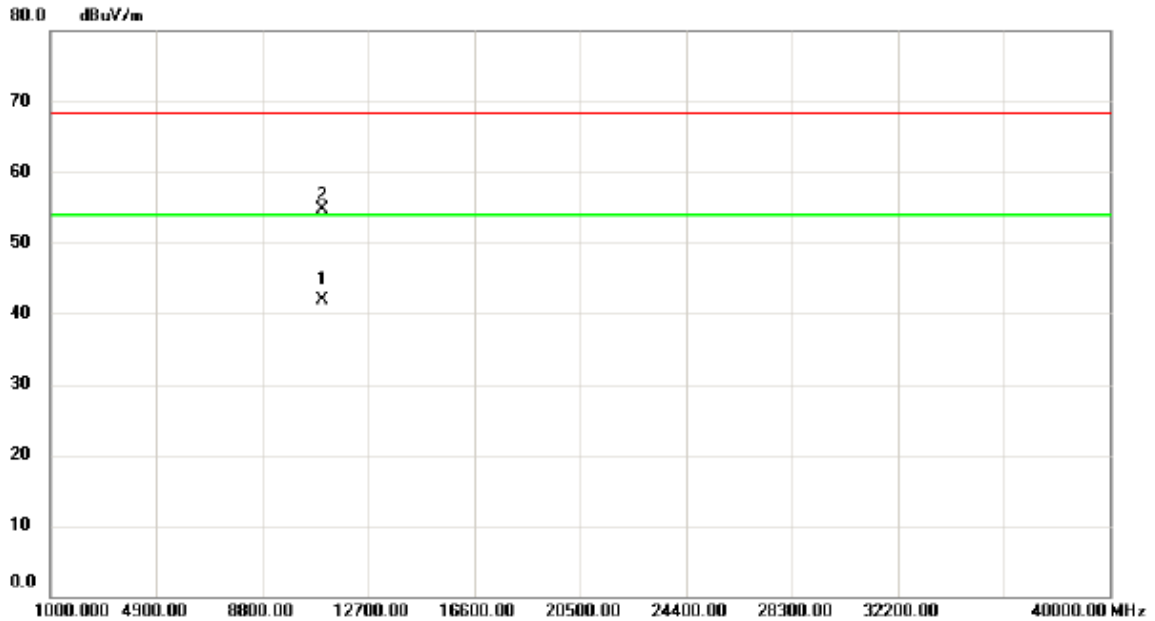
Vertical



No.	Mk.	Freq.	Reading Level	Correct Factor	Measurement	Limit	Margin	Detector	Comment
		MHz	dBuV	dB	dBuV/m	dBuV/m	dB		
1	*	5512.400	43.60	39.51	83.11	54.00	29.11	AVG	NO LIMIT
2		5460.000	0.59	39.27	39.86	54.00	-14.14	AVG	
3		5470.000	4.02	39.31	43.33	54.00	-10.67	AVG	
4		5460.000	11.24	39.27	50.51	68.30	-17.79	peak	
5		5470.000	14.41	39.31	53.72	68.30	-14.58	peak	
6	X	5513.000	53.74	39.51	93.25	68.30	24.95	peak	NO LIMIT

Orthogonal Axis :	X
Test Mode :	UNII-2C/ TX AC40 Mode 5510MHz

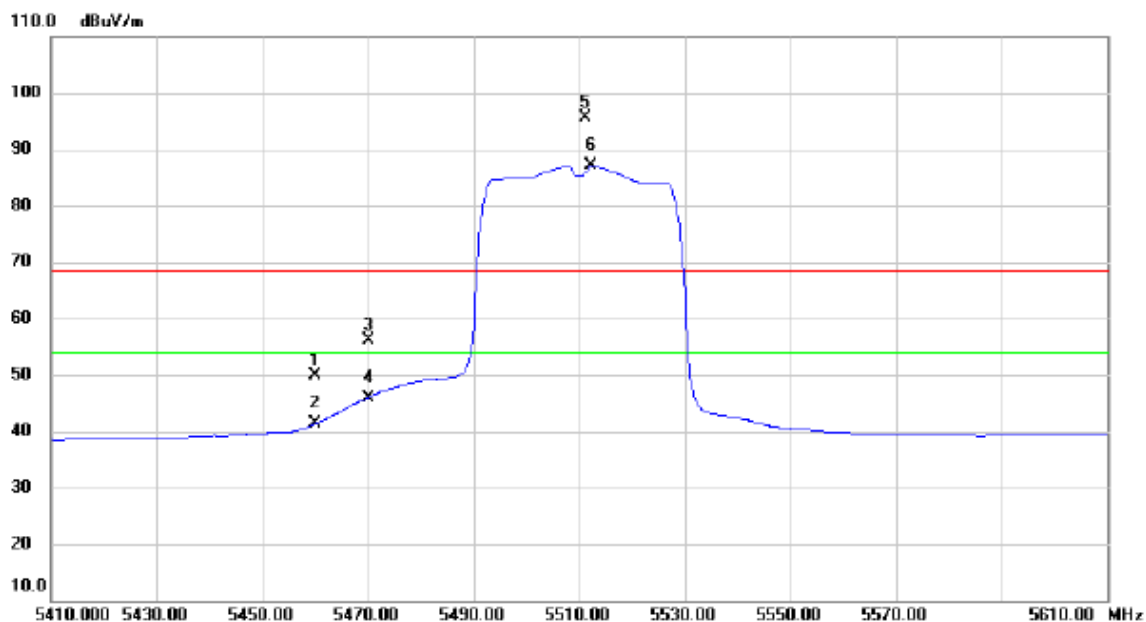
Vertical



No.	Mk.	Freq. MHz	Reading Level dBuV	Correct Factor dB	Measure- ment dBuV/m	Limit dBuV/m	Margin dB	Detector	Comment
1	*	11020.70	26.15	15.80	41.95	54.00	-12.05	AVG	
2		11020.93	38.81	15.80	54.61	68.30	-13.69	peak	

Orthogonal Axis :	X
Test Mode :	UNII-2C/ TX AC40 Mode 5510MHz

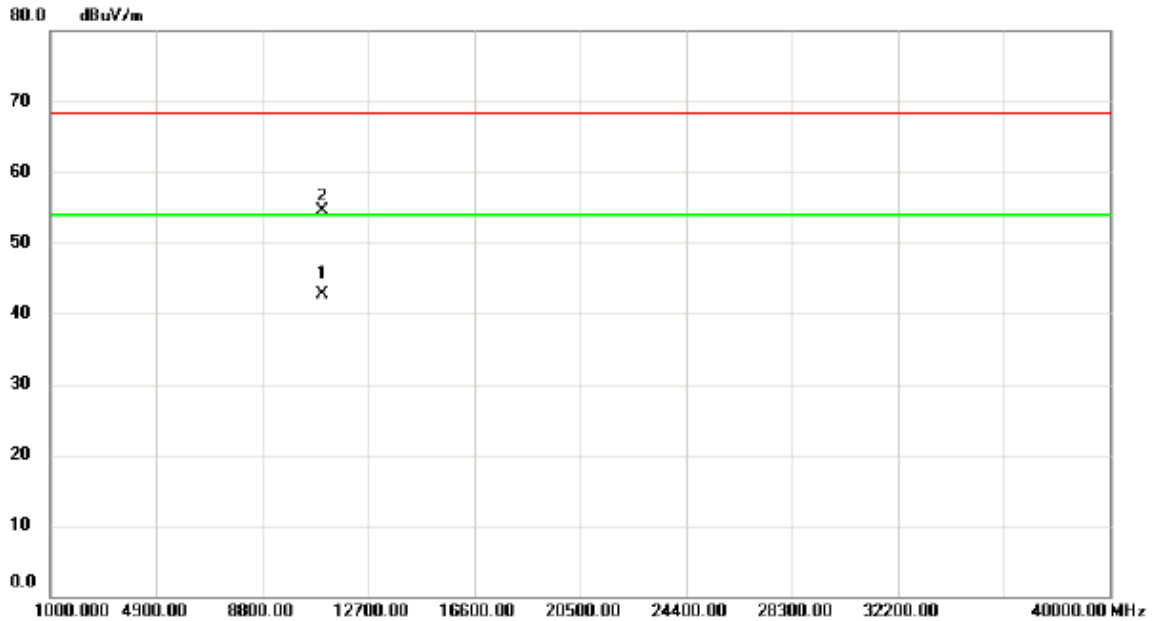
Horizontal



No.	Mk.	Freq. MHz	Reading Level dBuV	Correct Factor dB	Measure- ment dBuV/m	Limit dBuV/m	Margin dB	Detector	Comment
1		5460.000	10.50	39.27	49.77	68.30	-18.53	peak	
2		5460.000	2.09	39.27	41.36	54.00	-12.64	AVG	
3		5470.000	16.93	39.31	56.24	68.30	-12.06	peak	
4		5470.000	6.64	39.31	45.95	54.00	-8.05	AVG	
5	X	5511.200	56.17	39.50	95.67	68.30	27.37	peak	NO LIMIT
6	*	5512.400	47.51	39.51	87.02	54.00	33.02	AVG	NO LIMIT

Orthogonal Axis :	X
Test Mode :	UNII-2C/ TX AC40 Mode 5510MHz

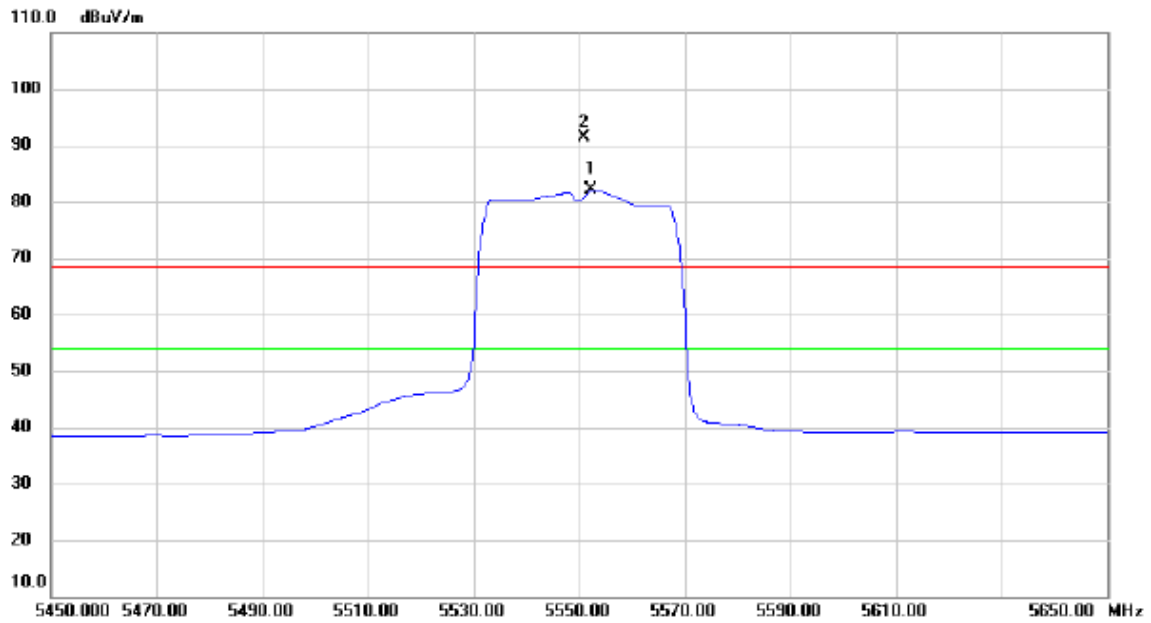
Horizontal



No.	Mk.	Freq.	Reading Level	Correct Factor	Measurement	Limit	Margin	Detector	Comment
		MHz	dBuV	dB	dBuV/m	dBuV/m	dB		
1	*	11020.30	26.91	15.80	42.71	54.00	-11.29	AVG	
2		11020.65	38.80	15.80	54.60	68.30	-13.70	peak	

Orthogonal Axis :	X
Test Mode :	UNII-2C/ TX AC40 Mode 5550MHz

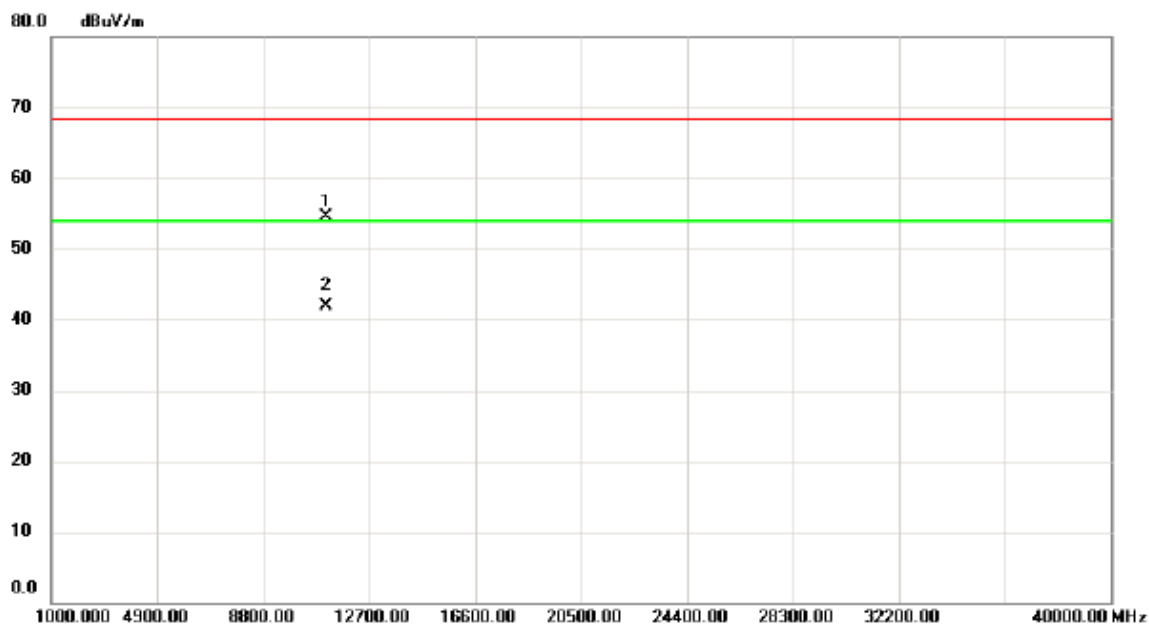
Vertical



No.	Mk.	Freq. MHz	Reading Level dBuV	Correct Factor dB	Measure- ment dBuV/m	Limit dBuV/m	Margin dB	Detector	Comment
1	*	5552.400	42.54	39.71	82.25	54.00	28.25	AVG	NO LIMIT
2	X	5551.000	51.64	39.70	91.34	68.30	23.04	peak	NO LIMIT

Orthogonal Axis :	X
Test Mode :	UNII-2C/ TX AC40 Mode 5550MHz

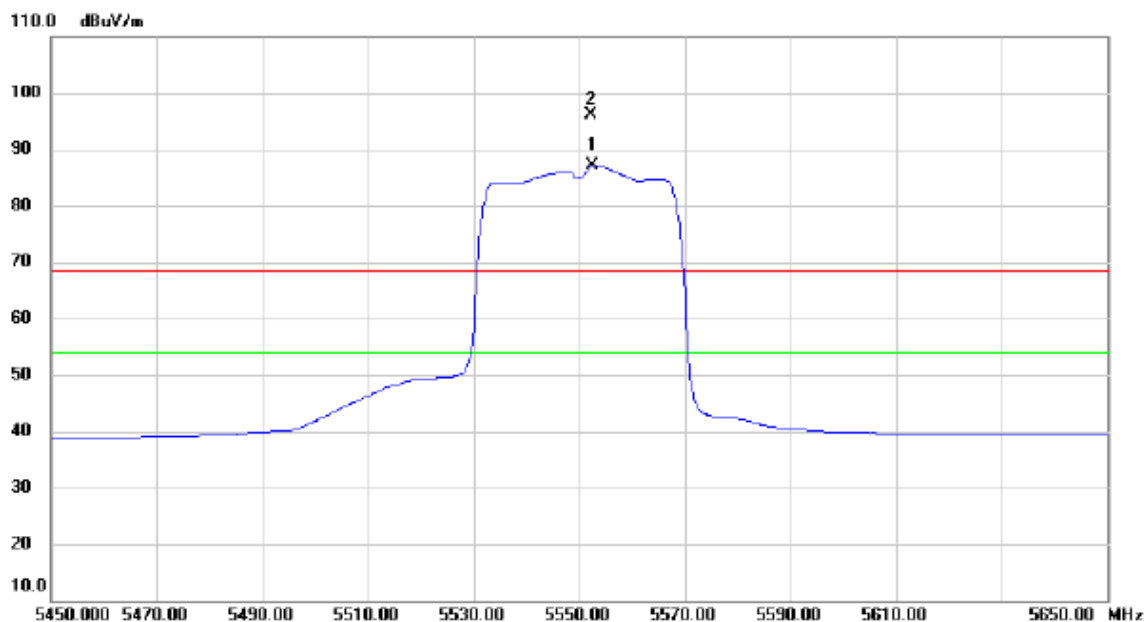
Vertical



No.	Mk.	Freq. MHz	Reading Level dBuV	Correct Factor dB	Measure- ment dBuV/m	Limit dBuV/m	Margin dB	Detector	Comment
1		11100.15	38.61	15.99	54.60	68.30	-13.70	peak	
2	*	11101.20	25.94	15.99	41.93	54.00	-12.07	AVG	

Orthogonal Axis :	X
Test Mode :	UNII-2C/ TX AC40 Mode 5550MHz

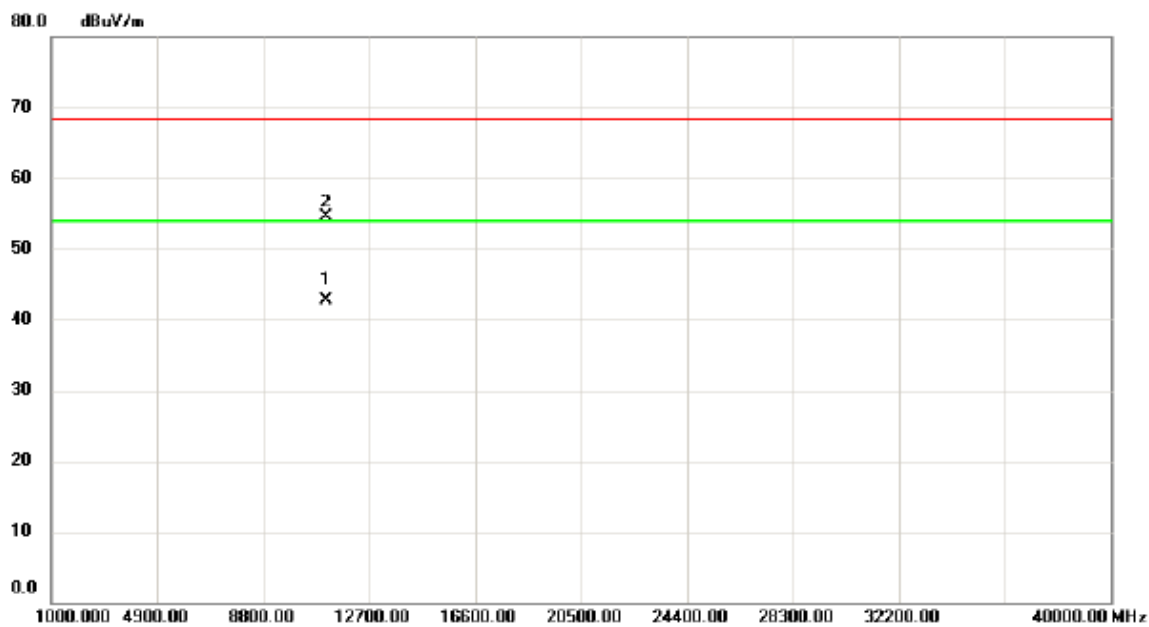
Horizontal



No.	Mk.	Freq. MHz	Reading Level dBuV	Correct Factor dB	Measure- ment dBuV/m	Limit dBuV/m	Margin dB	Detector	Comment
1	*	5552.600	47.38	39.71	87.09	54.00	33.09	AVG	NO LIMIT
2	X	5552.400	56.41	39.71	96.12	68.30	27.82	peak	NO LIMIT

Orthogonal Axis :	X
Test Mode :	UNII-2C/ TX AC40 Mode 5550MHz

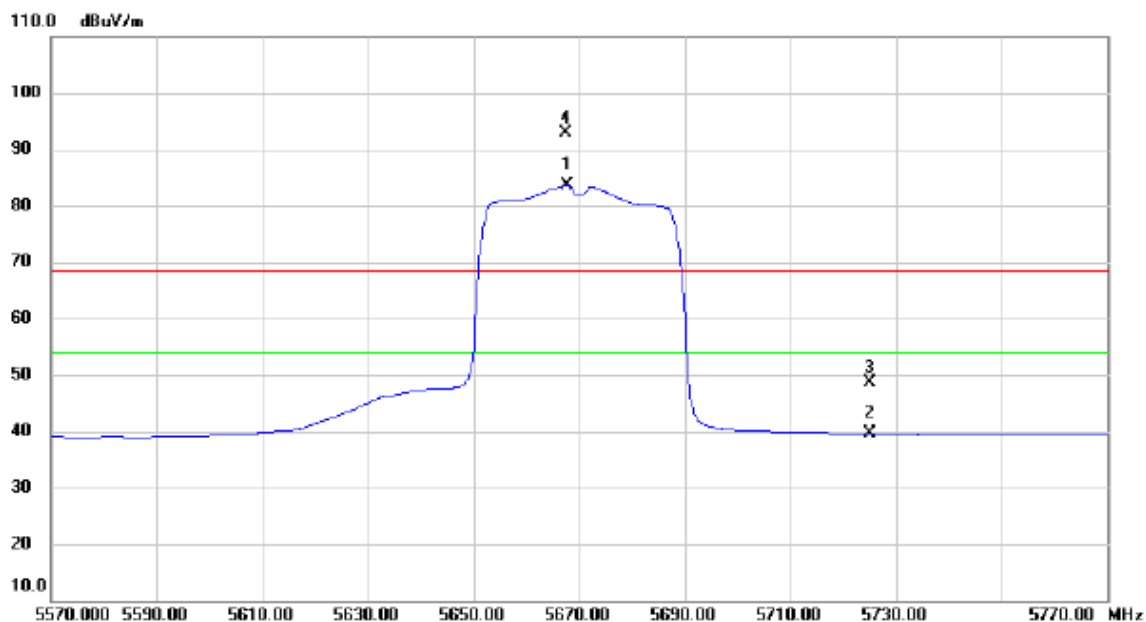
Horizontal



No.	Mk.	Freq.	Reading Level	Correct Factor	Measurement	Limit	Margin	Detector	Comment
		MHz	dBuV	dB	dBuV/m	dBuV/m	dB		
1	*	11100.20	26.75	15.99	42.74	54.00	-11.26	AVG	
2		11100.45	38.60	15.99	54.59	68.30	-13.71	peak	

Orthogonal Axis :	X
Test Mode :	UNII-2C/ TX AC40 Mode 5670MHz

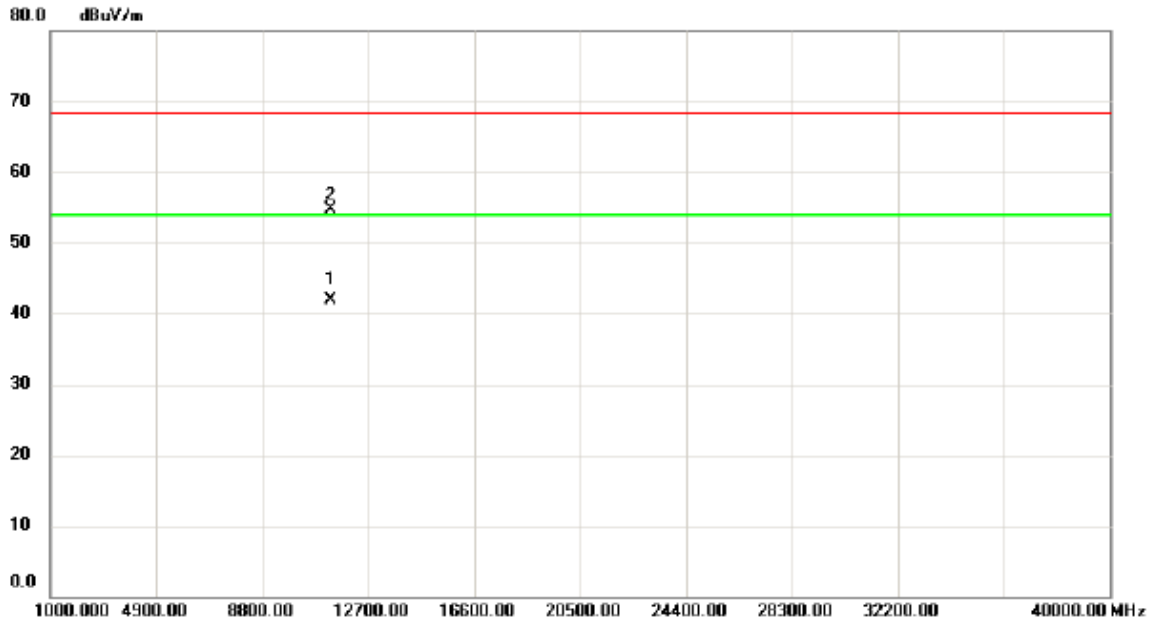
Vertical



No.	Mk.	Freq. MHz	Reading Level dBuV	Correct Factor dB	Measure- ment dBuV/m	Limit dBuV/m	Margin dB	Detector	Comment
1	*	5667.800	43.30	40.30	83.60	54.00	29.60	AVG	NO LIMIT
2		5725.000	-0.95	40.60	39.65	54.00	-14.35	AVG	
3		5725.000	7.92	40.60	48.52	68.30	-19.78	peak	
4	X	5667.400	52.46	40.30	92.76	68.30	24.46	peak	NO LIMIT

Orthogonal Axis :	X
Test Mode :	UNII-2C/ TX AC40 Mode 5670MHz

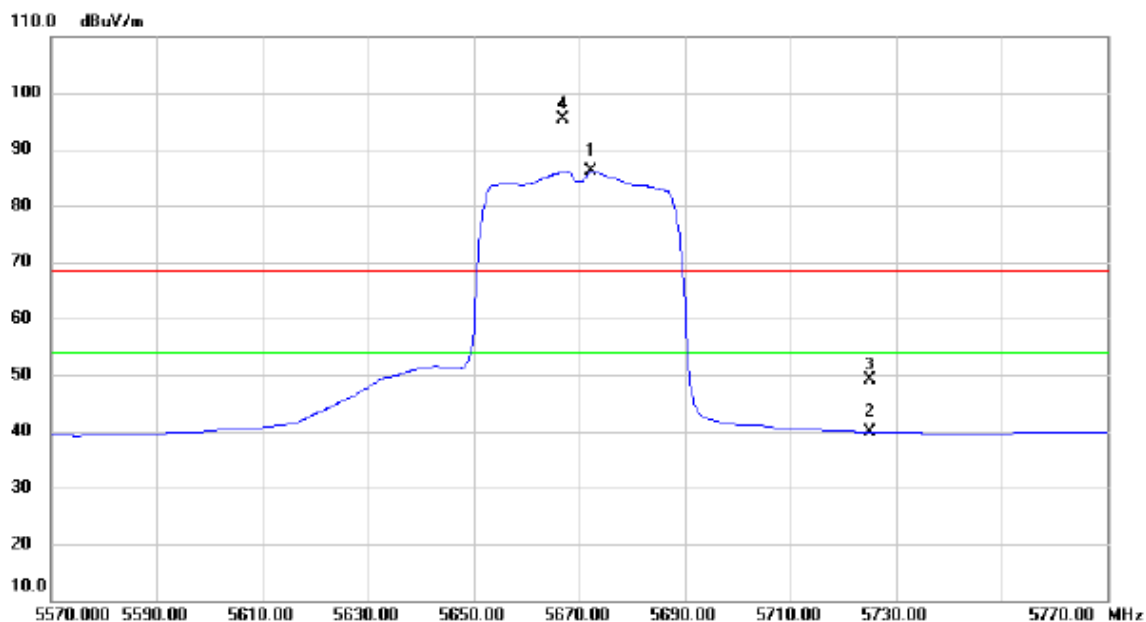
Vertical



No.	Mk.	Freq. MHz	Reading Level dBuV	Correct Factor dB	Measure- ment dBuV/m	Limit dBuV/m	Margin dB	Detector	Comment
1	*	11340.90	25.37	16.56	41.93	54.00	-12.07	AVG	
2		11341.40	38.20	16.57	54.77	68.30	-13.53	peak	

Orthogonal Axis :	X
Test Mode :	UNII-2C/ TX AC40 Mode 5670MHz

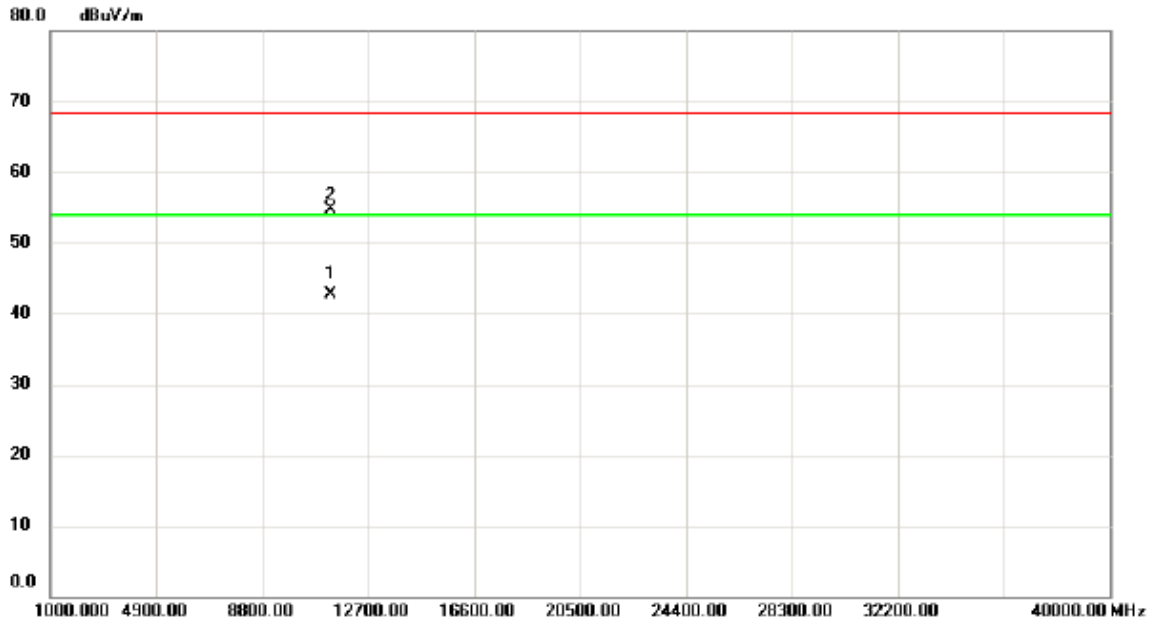
Horizontal



No.	Mk.	Freq. MHz	Reading Level dBuV	Correct Factor dB	Measure- ment dBuV/m	Limit dBuV/m	Margin dB	Detector	Comment
1	*	5672.400	45.73	40.32	86.05	54.00	32.05	AVG	NO LIMIT
2		5725.000	-0.72	40.60	39.88	54.00	-14.12	AVG	
3		5725.000	8.63	40.60	49.23	68.30	-19.07	peak	
4	X	5666.800	55.10	40.30	95.40	68.30	27.10	peak	NO LIMIT

Orthogonal Axis :	X
Test Mode :	UNII-2C/ TX AC40 Mode 5670MHz

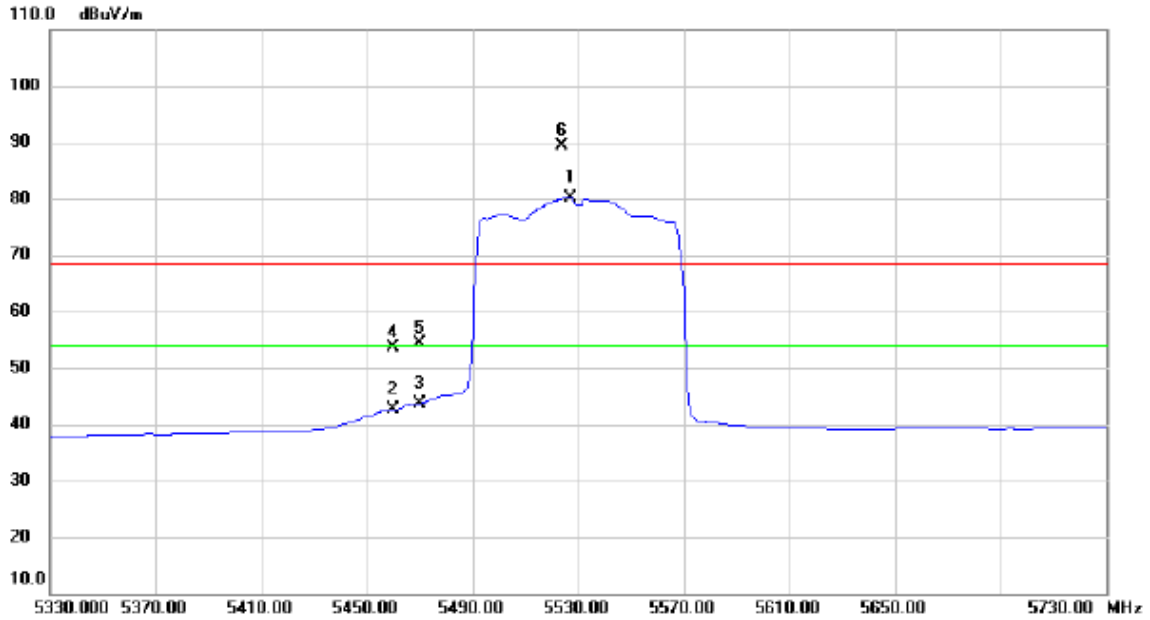
Horizontal



No.	Mk.	Freq. MHz	Reading Level dBuV	Correct Factor dB	Measure- ment dBuV/m	Limit dBuV/m	Margin dB	Detector	Comment
1	*	11340.10	26.19	16.56	42.75	54.00	-11.25	AVG	
2		11341.13	38.24	16.56	54.80	68.30	-13.50	peak	

Orthogonal Axis :	X
Test Mode :	UNII-2C/ TX AC80 Mode 5530MHz

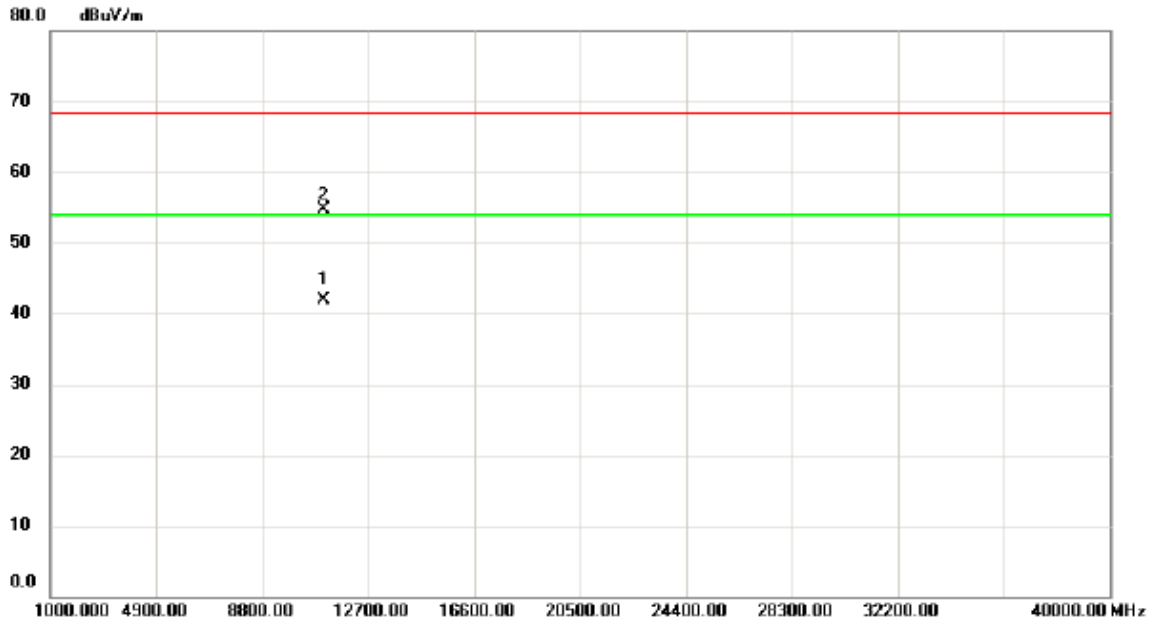
Vertical



No.	Mk.	Freq.	Reading Level	Correct Factor	Measurement	Limit	Margin	Detector	Comment
		MHz	dBuV	dB	dBuV/m	dBuV/m	dB		
1	*	5527.200	40.67	39.58	80.25	54.00	26.25	AVG	NO LIMIT
2		5460.000	3.35	39.27	42.62	54.00	-11.38	AVG	
3		5470.000	4.35	39.31	43.66	54.00	-10.34	AVG	
4		5460.000	14.41	39.27	53.68	68.30	-14.62	peak	
5		5470.000	15.18	39.31	54.49	68.30	-13.81	peak	
6	X	5524.000	49.86	39.56	89.42	68.30	21.12	peak	NO LIMIT

Orthogonal Axis :	X
Test Mode :	UNII-2C/ TX AC80 Mode 5530MHz

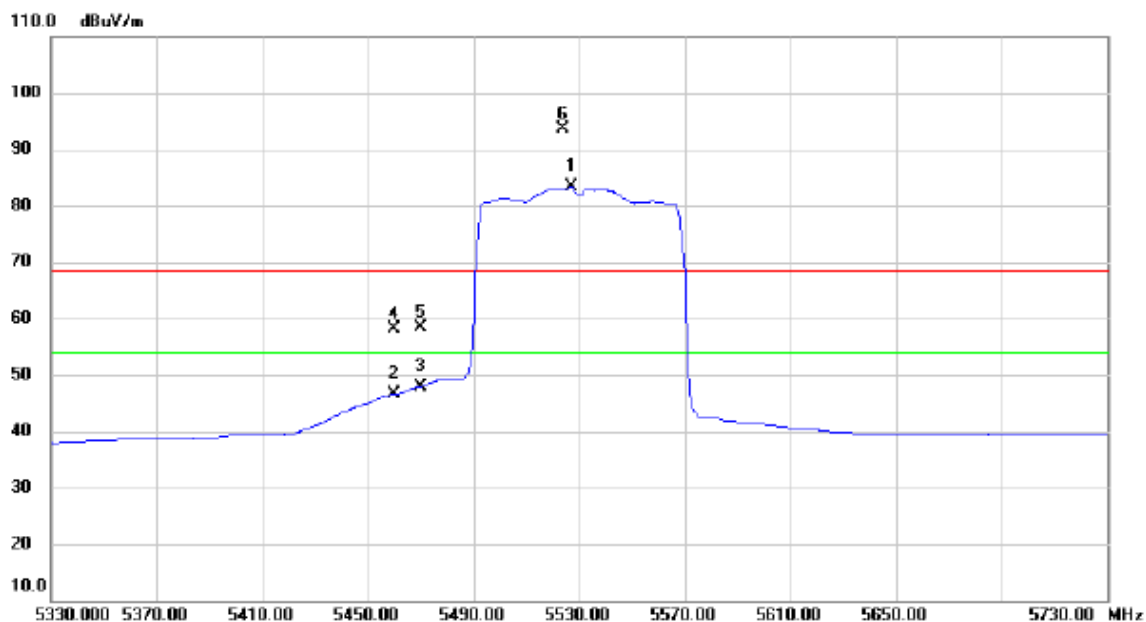
Vertical



No.	Mk.	Freq. MHz	Reading Level dBuV	Correct Factor dB	Measure- ment dBuV/m	Limit dBuV/m	Margin dB	Detector	Comment
1	*	11060.20	25.93	15.89	41.82	54.00	-12.18	AVG	
2		11061.34	38.84	15.89	54.73	68.30	-13.57	peak	

Orthogonal Axis :	X
Test Mode :	UNII-2C/ TX AC80 Mode 5530MHz

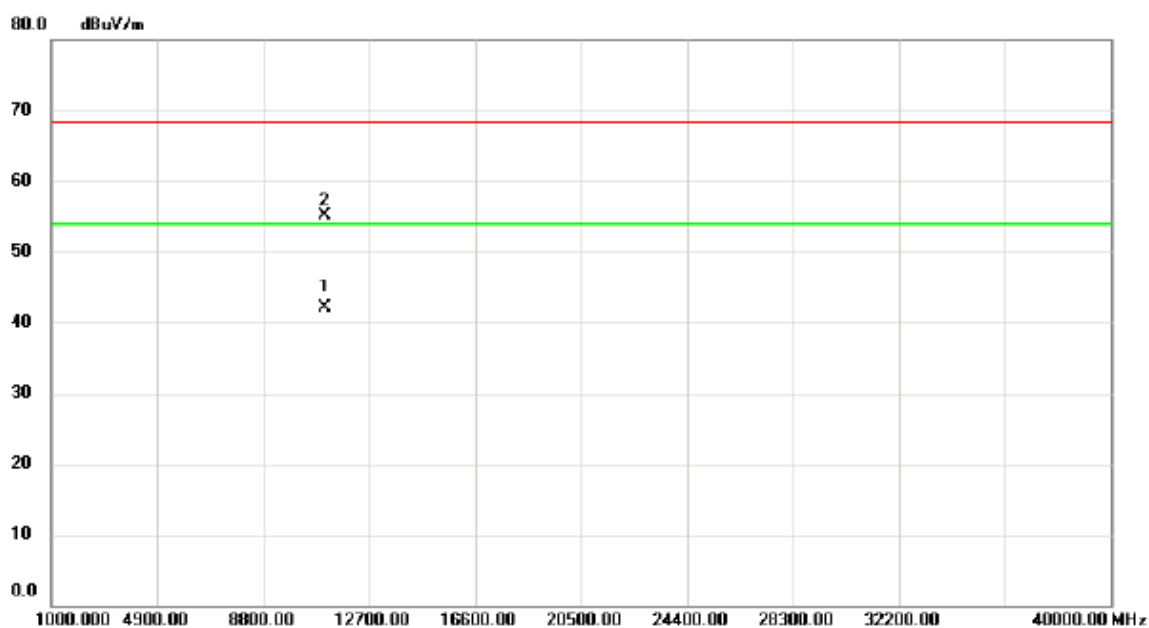
Horizontal



No.	Mk.	Freq. MHz	Reading Level dBuV	Correct Factor dB	Measure- ment dBuV/m	Limit dBuV/m	Margin dB	Detector	Comment
1	*	5527.200	43.74	39.58	83.32	54.00	29.32	AVG	NO LIMIT
2		5460.000	7.34	39.27	46.61	54.00	-7.39	AVG	
3		5470.000	8.63	39.31	47.94	54.00	-6.06	AVG	
4		5460.000	18.90	39.27	58.17	68.30	-10.13	peak	
5		5470.000	19.16	39.31	58.47	68.30	-9.83	peak	
6	X	5524.000	54.04	39.56	93.60	68.30	25.30	peak	NO LIMIT

Orthogonal Axis :	X
Test Mode :	UNII-2C/ TX AC80 Mode 5530MHz

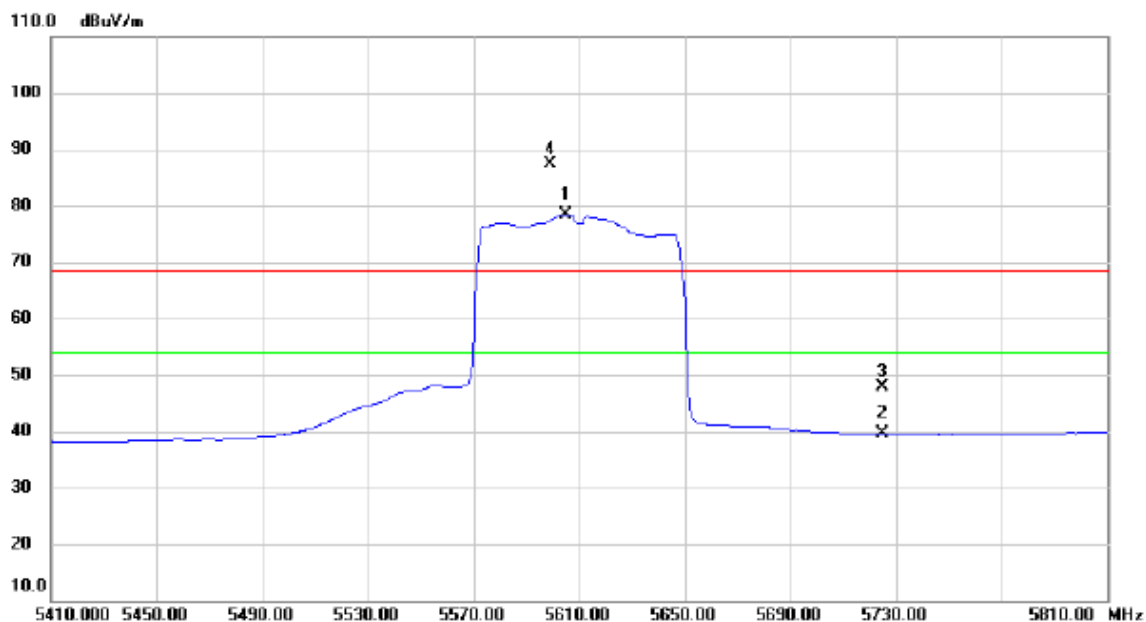
Horizontal



No.	Mk.	Freq. MHz	Reading Level dBuV	Correct Factor dB	Measure- ment dBuV/m	Limit dBuV/m	Margin dB	Detector	Comment
1	*	11060.90	26.13	15.89	42.02	54.00	-11.98	AVG	
2		11061.40	39.20	15.89	55.09	68.30	-13.21	peak	

Orthogonal Axis :	X
Test Mode :	UNII-2C/ TX AC80 Mode 5610MHz

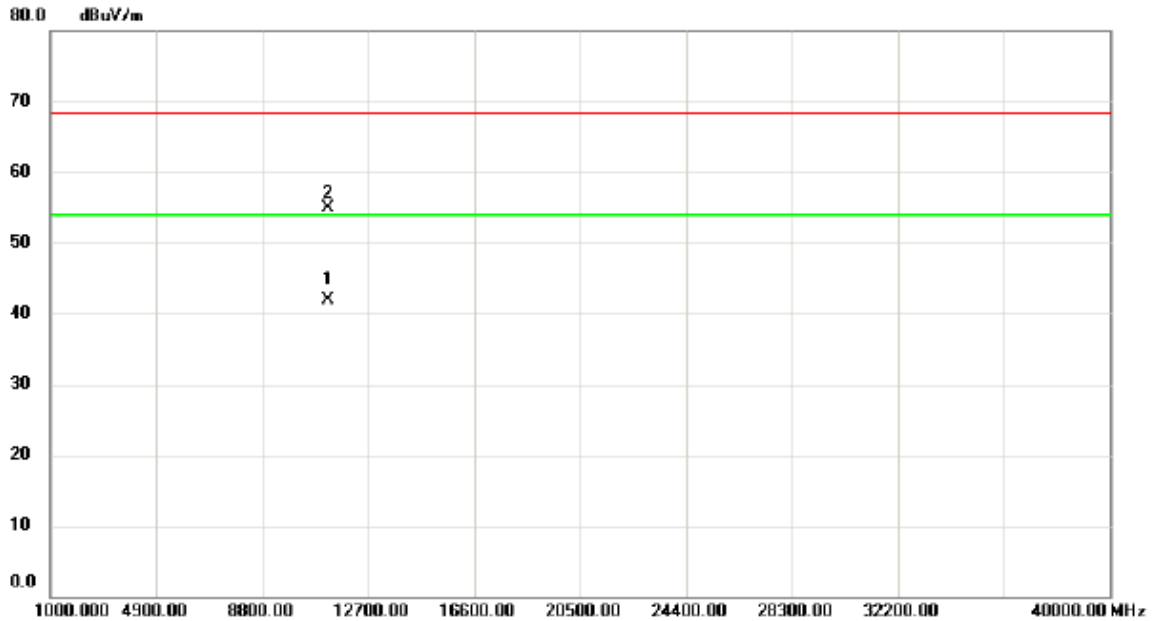
Vertical



No.	Mk.	Freq.	Reading Level	Correct Factor	Measurement	Limit	Margin	Detector	Comment
		MHz	dBuV	dB	dBuV/m	dBuV/m	dB		
1	*	5604.800	38.41	39.97	78.38	54.00	24.38	AVG	NO LIMIT
2		5725.000	-1.04	40.60	39.56	54.00	-14.44	AVG	
3		5725.000	7.21	40.60	47.81	68.30	-20.49	peak	
4	X	5599.200	47.42	39.95	87.37	68.30	19.07	peak	NO LIMIT

Orthogonal Axis :	X
Test Mode :	UNII-2C/ TX AC80 Mode 5610MHz

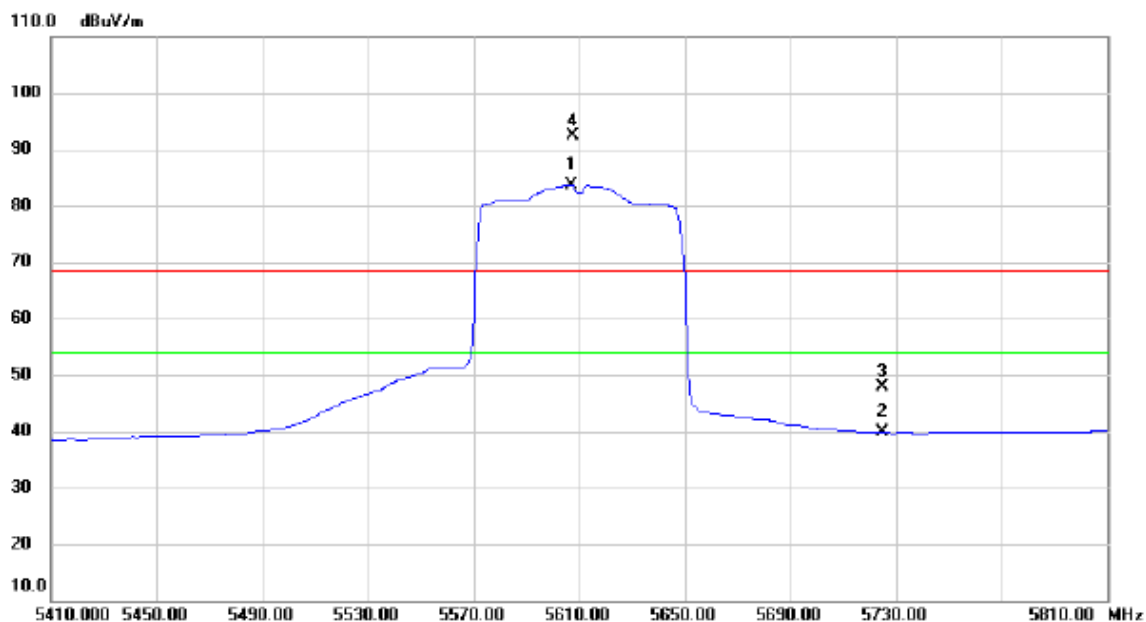
Vertical



No.	Mk.	Freq. MHz	Reading Level dBuV	Correct Factor dB	Measure- ment dBuV/m	Limit dBuV/m	Margin dB	Detector	Comment
1	*	11220.80	25.62	16.27	41.89	54.00	-12.11	AVG	
2		11221.26	38.59	16.27	54.86	68.30	-13.44	peak	

Orthogonal Axis :	X
Test Mode :	UNII-2C/ TX AC80 Mode 5610MHz

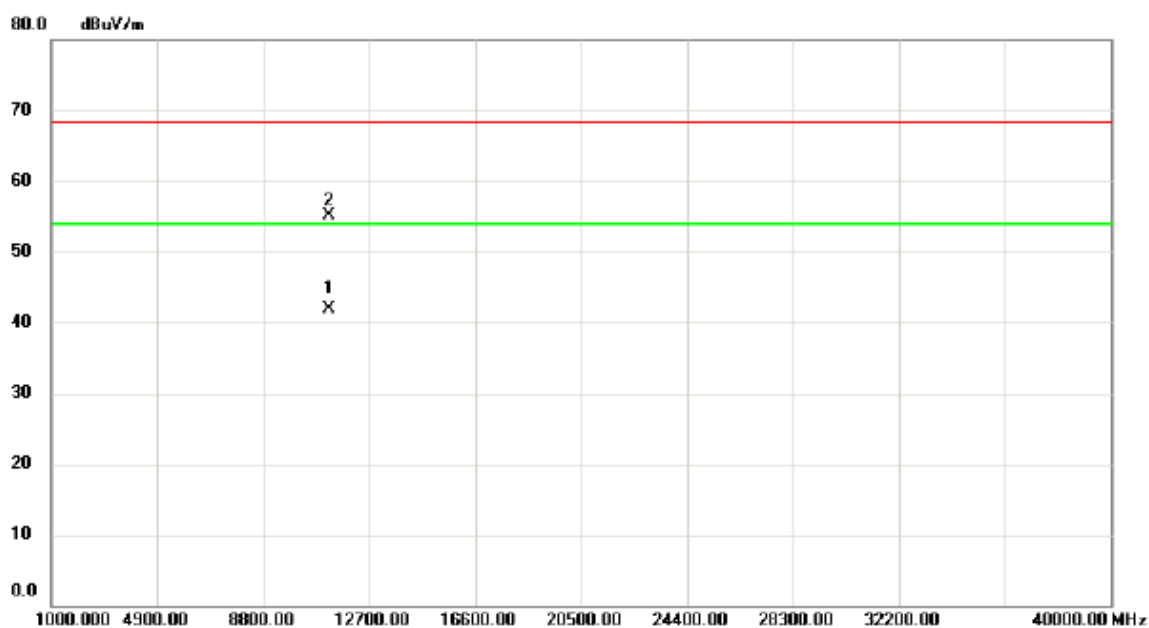
Horizontal



No.	Mk.	Freq. MHz	Reading Level dBuV	Correct Factor dB	Measure- ment dBuV/m	Limit dBuV/m	Margin dB	Detector	Comment
1	*	5606.800	43.75	39.99	83.74	54.00	29.74	AVG	NO LIMIT
2		5725.000	-0.79	40.60	39.81	54.00	-14.19	AVG	
3		5725.000	7.24	40.60	47.84	68.30	-20.46	peak	
4	X	5607.600	52.34	39.99	92.33	68.30	24.03	peak	NO LIMIT

Orthogonal Axis :	X
Test Mode :	UNII-2C/ TX AC80 Mode 5610MHz

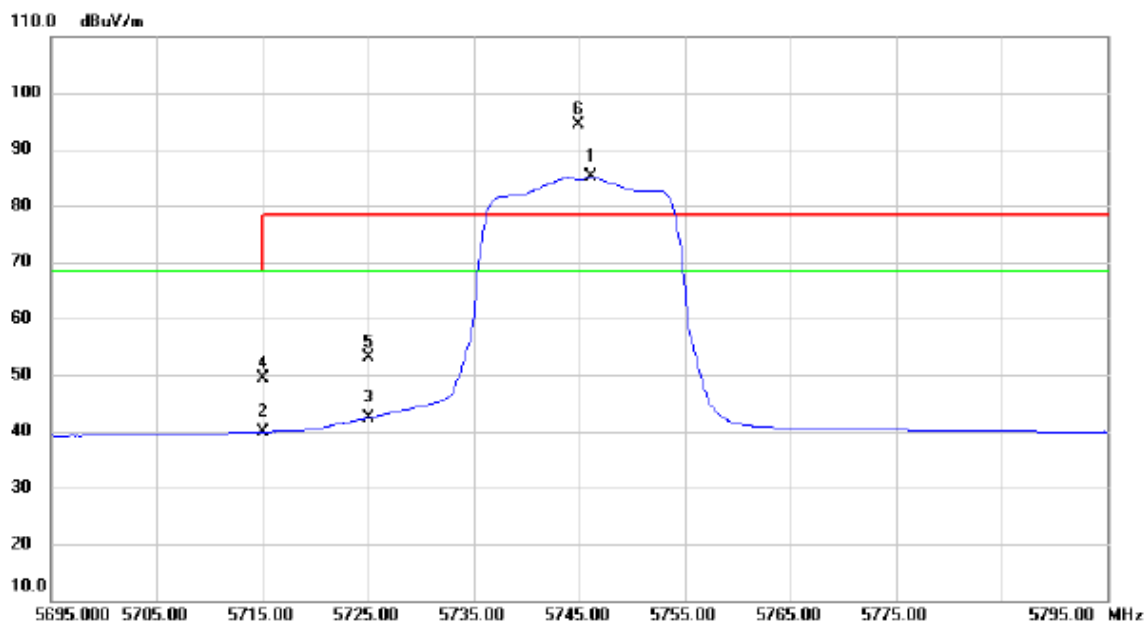
Horizontal



No.	Mk.	Freq. MHz	Reading Level dBuV	Correct Factor dB	Measure- ment dBuV/m	Limit dBuV/m	Margin dB	Detector	Comment
1	*	11220.40	25.60	16.27	41.87	54.00	-12.13	AVG	
2		11221.69	38.74	16.28	55.02	68.30	-13.28	peak	

Orthogonal Axis:	X
Test Mode:	UNII-3/TX AC20 Mode 5745MHz

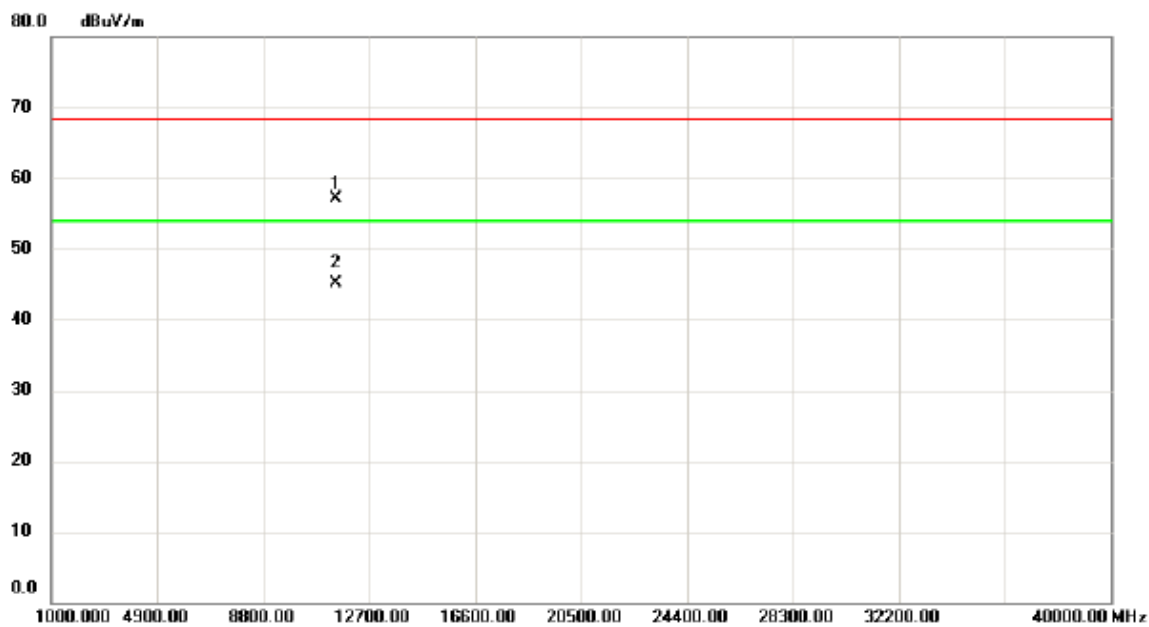
Vertical



No.	Mk.	Freq.	Reading Level	Correct Factor	Measurement	Limit	Margin	Detector	Comment
		MHz	dBuV	dB	dBuV/m	dBuV/m	dB		
1	*	5746.100	44.37	40.70	85.07	68.30	16.77	AVG	NO LIMIT
2		5715.000	-0.59	40.54	39.95	68.30	-28.35	AVG	
3		5725.000	1.80	40.60	42.40	68.30	-25.90	AVG	
4		5715.000	8.77	40.54	49.31	68.30	-18.99	peak	
5		5725.000	12.60	40.60	53.20	78.30	-25.10	peak	
6	X	5744.900	53.59	40.70	94.29	78.30	15.99	peak	NO LIMIT

Orthogonal Axis:	X
Test Mode:	UNII-3/TX AC20 Mode 5745MHz

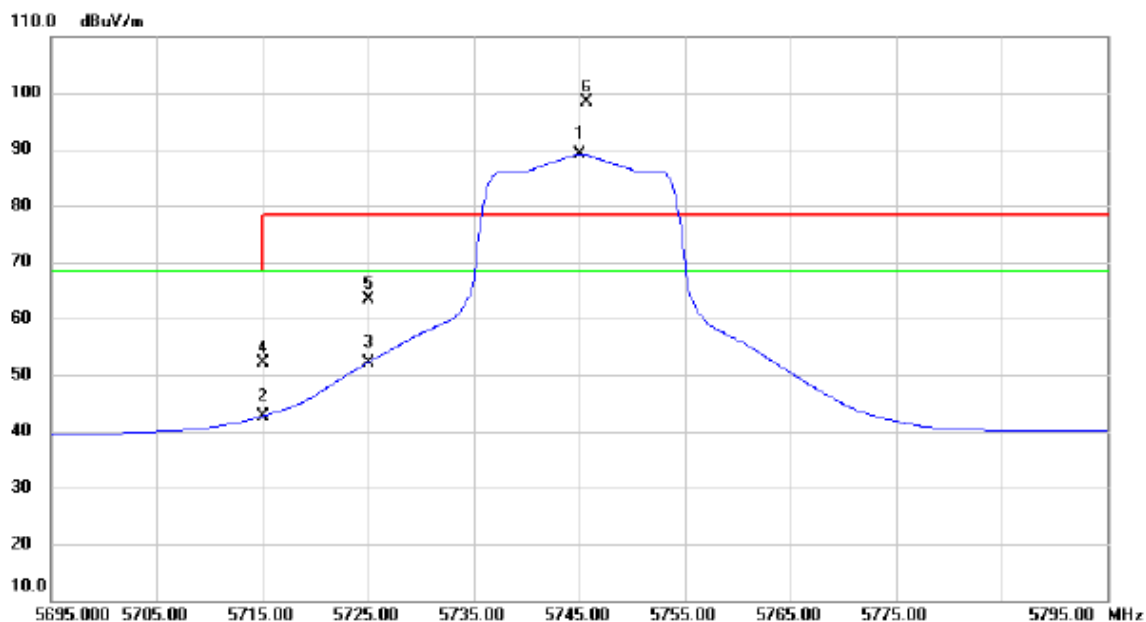
Vertical



No.	Mk.	Freq. MHz	Reading Level dBuV	Correct Factor dB	Measure- ment dBuV/m	Limit dBuV/m	Margin dB	Detector	Comment
1		11490.60	40.23	16.91	57.14	68.30	-11.16	peak	
2	*	11491.13	28.18	16.91	45.09	54.00	-8.91	AVG	

Orthogonal Axis:	X
Test Mode:	UNII-3/TX AC20 Mode 5745MHz

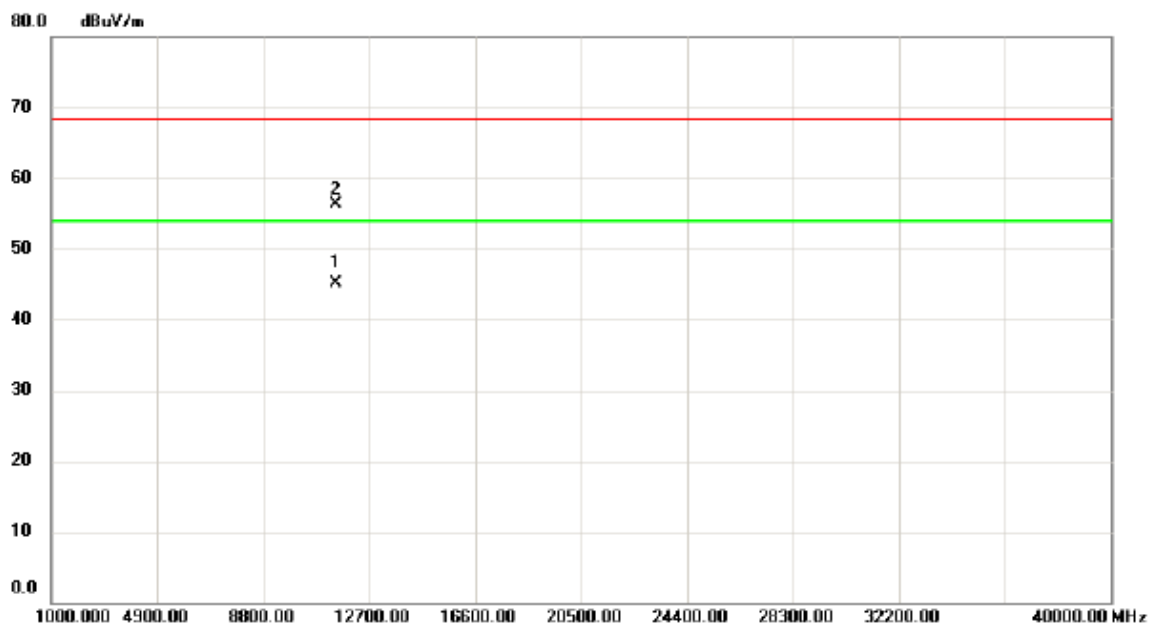
Horizontal



No.	Mk.	Freq.	Reading Level	Correct Factor	Measurement	Limit	Margin		
		MHz	dBuV	dB	dBuV/m	dBuV/m	dB	Detector	Comment
1	*	5745.100	48.53	40.70	89.23	68.30	20.93	AVG	NO LIMIT
2		5715.000	2.18	40.54	42.72	68.30	-25.58	AVG	
3		5725.000	11.63	40.60	52.23	68.30	-16.07	AVG	
4		5715.000	11.63	40.54	52.17	68.30	-16.13	peak	
5		5725.000	22.90	40.60	63.50	78.30	-14.80	peak	
6	X	5745.700	57.71	40.70	98.41	78.30	20.11	peak	NO LIMIT

Orthogonal Axis:	X
Test Mode:	UNII-3/TX AC20 Mode 5745MHz

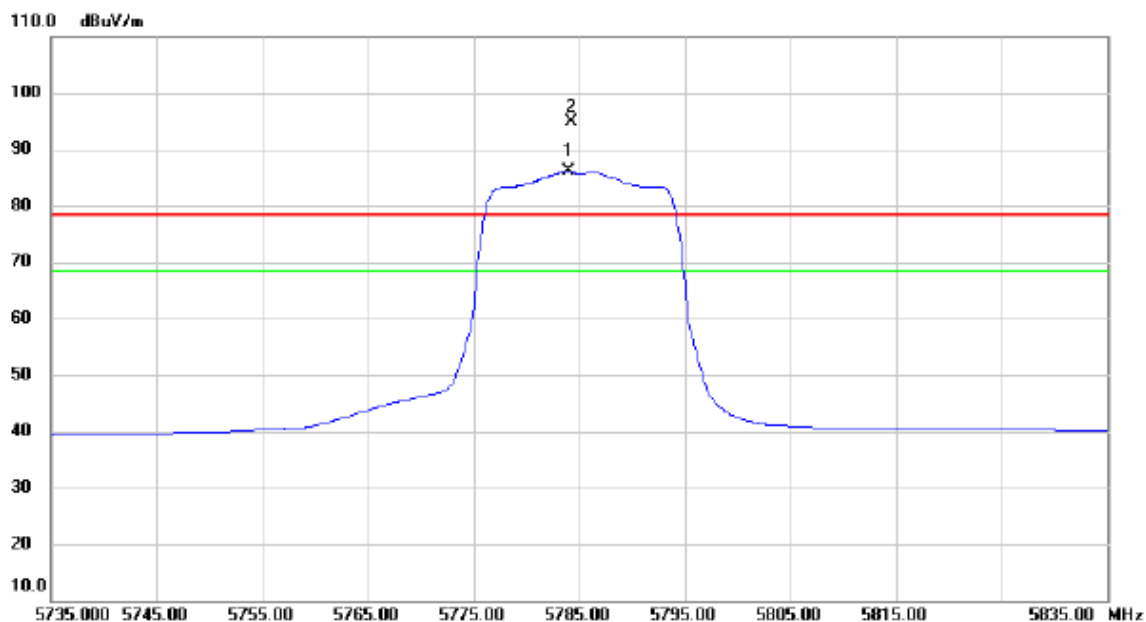
Horizontal



No.	Mk.	Freq.	Reading Level	Correct Factor	Measurement	Limit	Margin	Detector	Comment
		MHz	dBuV	dB	dBuV/m	dBuV/m	dB		
1	*	11490.40	28.16	16.91	45.07	54.00	-8.93	AVG	
2		11491.35	39.48	16.91	56.39	68.30	-11.91	peak	

Orthogonal Axis:	X
Test Mode:	UNII-3/TX AC20 Mode 5785MHz

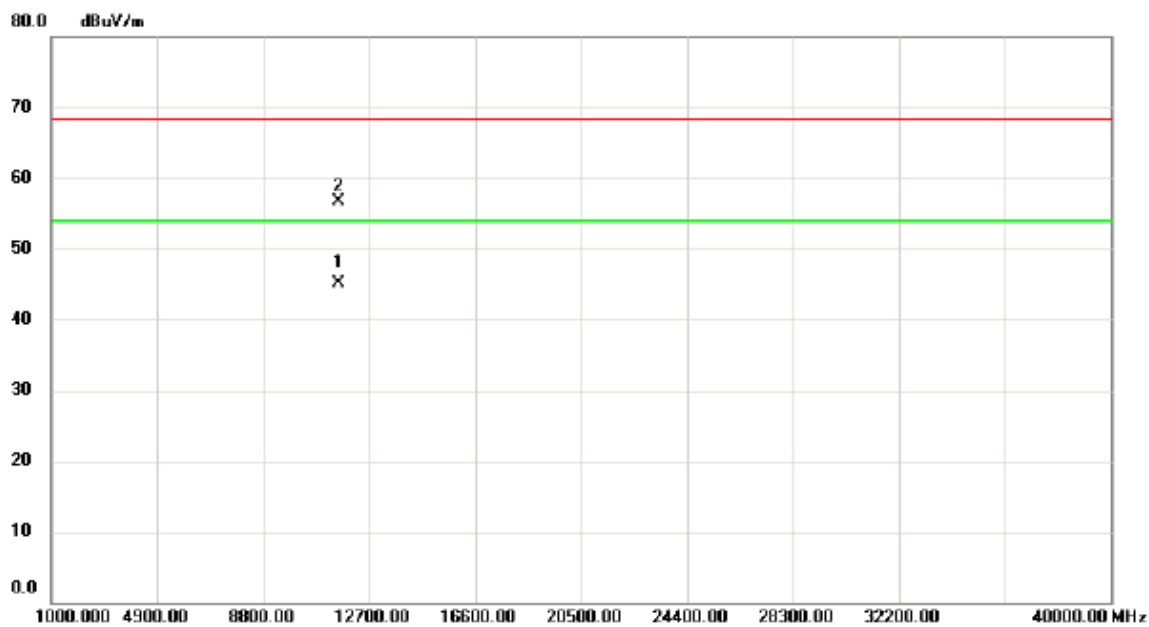
Vertical



No.	Mk.	Freq. MHz	Reading Level dBuV	Correct Factor dB	Measure- ment dBuV/m	Limit dBuV/m	Margin dB	Detector	Comment
1	*	5784.000	45.30	40.90	86.20	68.30	17.90	AVG	NO LIMIT
2	X	5784.300	54.04	40.90	94.94	78.30	16.64	peak	NO LIMIT

Orthogonal Axis:	X
Test Mode:	UNII-3/TX AC20 Mode 5785MHz

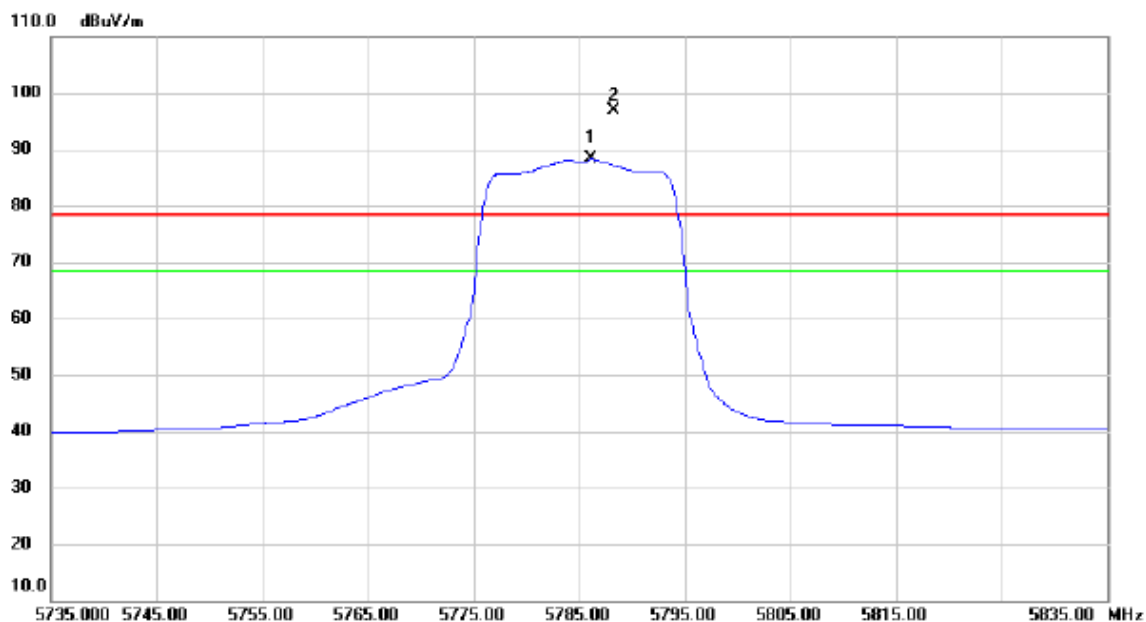
Vertical



No.	Mk.	Freq. MHz	Reading Level dBuV	Correct Factor dB	Measure- ment dBuV/m	Limit dBuV/m	Margin dB	Detector	Comment
1	*	11570.50	28.12	17.05	45.17	54.00	-8.83	AVG	
2		11571.63	39.74	17.05	56.79	68.30	-11.51	peak	

Orthogonal Axis:	X
Test Mode:	UNII-3/TX AC20 Mode 5785MHz

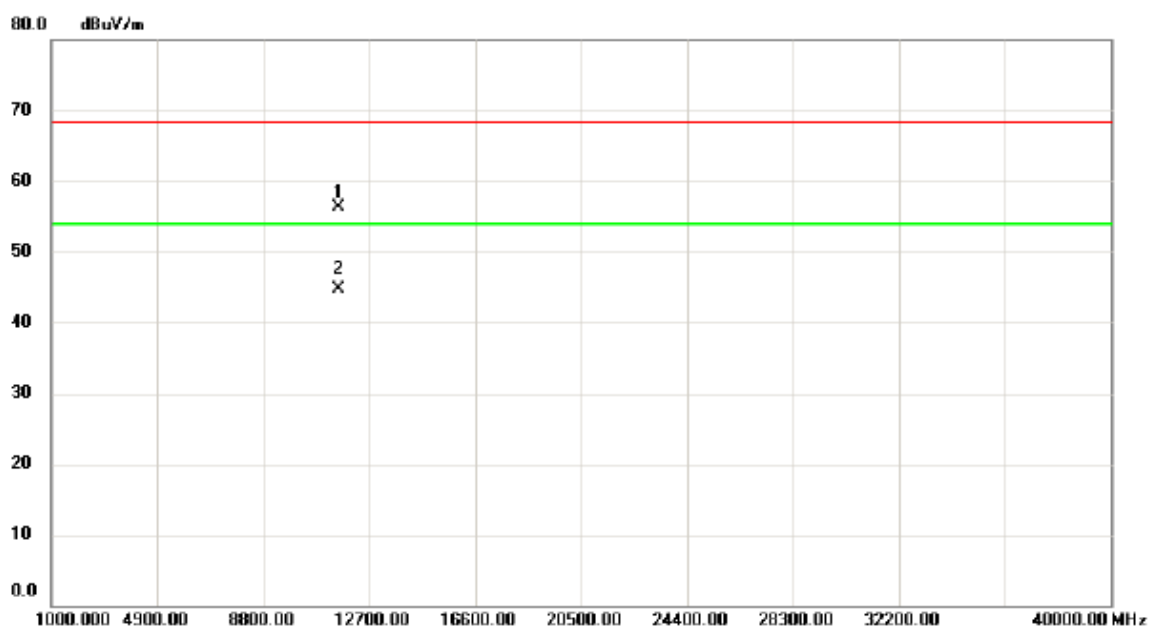
Horizontal



No.	Mk.	Freq.	Reading Level	Correct Factor	Measurement	Limit	Margin		
		MHz	dBuV	dB	dBuV/m	dBuV/m	dB	Detector	Comment
1	*	5786.200	47.36	40.91	88.27	68.30	19.97	AVG	NO LIMIT
2	X	5788.300	55.93	40.92	96.85	78.30	18.55	peak	NO LIMIT

Orthogonal Axis:	X
Test Mode:	UNII-3/TX AC20 Mode 5785MHz

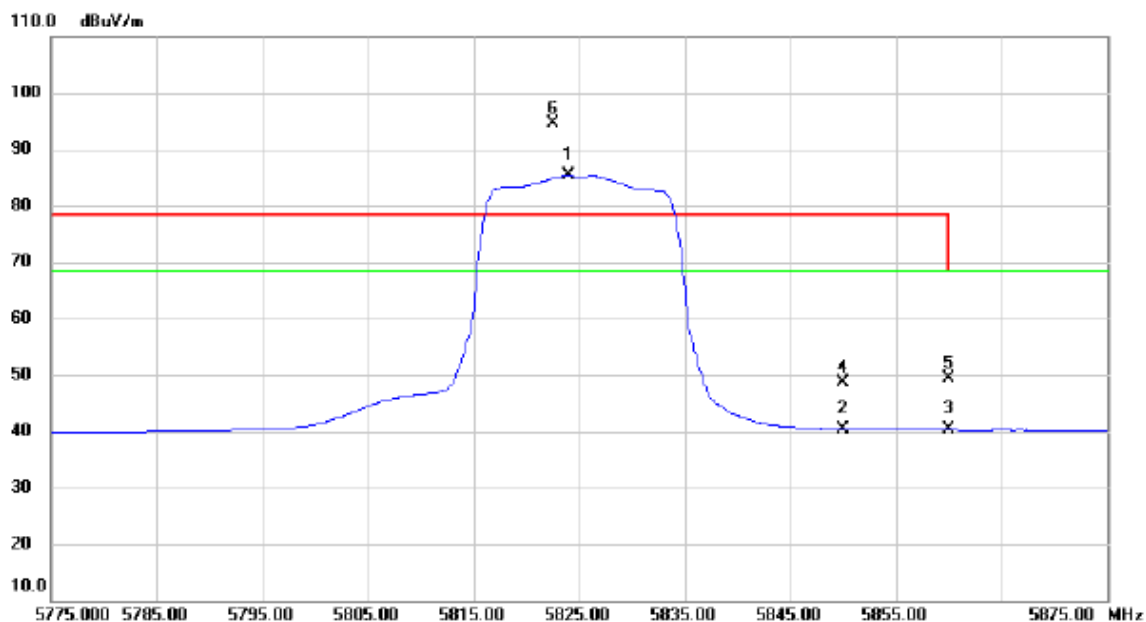
Horizontal



No.	Mk.	Freq. MHz	Reading Level dBuV	Correct Factor dB	Measure- ment dBuV/m	Limit dBuV/m	Margin dB	Detector	Comment
1		11570.70	39.30	17.05	56.35	68.30	-11.95	peak	
2	*	11571.85	27.75	17.05	44.80	54.00	-9.20	AVG	

Orthogonal Axis:	X
Test Mode:	UNII-3/TX AC20 Mode 5825MHz

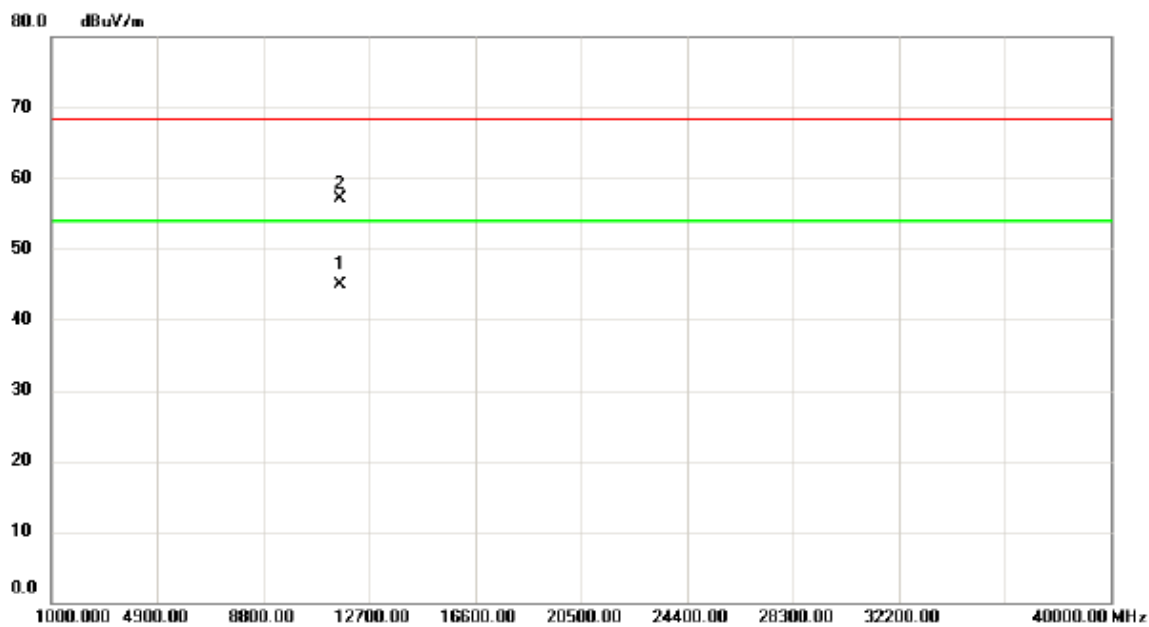
Vertical



No.	Mk.	Freq.	Reading Level	Correct Factor	Measurement	Limit	Margin		
		MHz	dBuV	dB	dBuV/m	dBuV/m	dB	Detector	Comment
1	*	5824.000	44.37	41.10	85.47	68.30	17.17	AVG	NO LIMIT
2		5850.000	-0.83	41.23	40.40	68.30	-27.90	AVG	
3		5860.000	-1.01	41.29	40.28	68.30	-28.02	AVG	
4		5850.000	7.29	41.23	48.52	78.30	-29.78	peak	
5		5860.000	8.12	41.29	49.41	68.30	-18.89	peak	
6	X	5822.500	53.59	41.09	94.68	78.30	16.38	peak	NO LIMIT

Orthogonal Axis:	X
Test Mode:	UNII-3/TX AC20 Mode 5825MHz

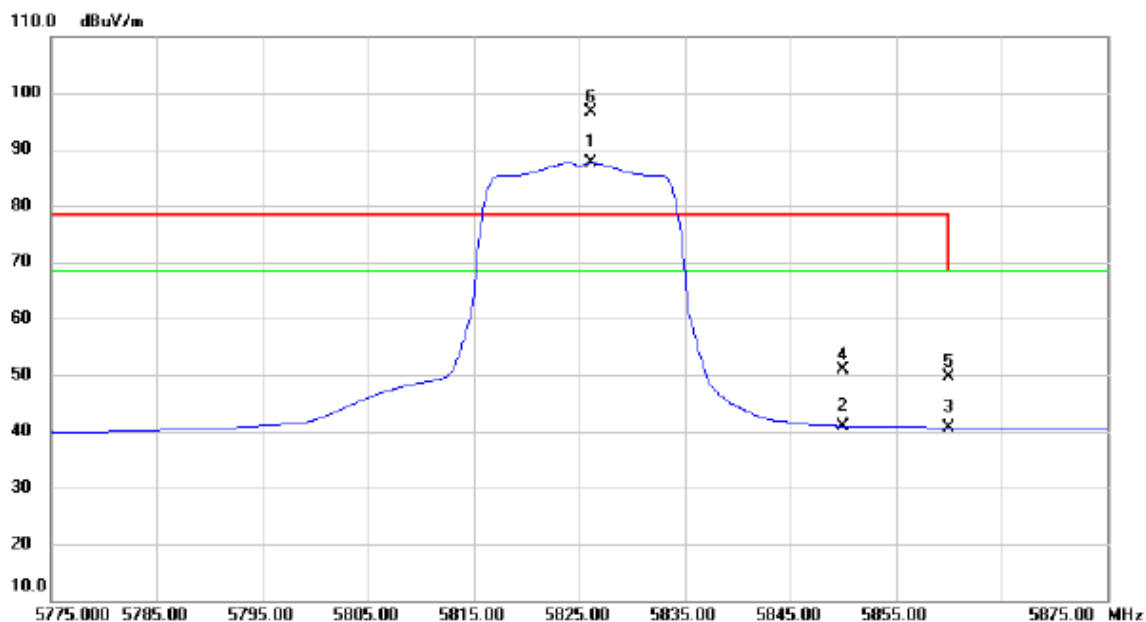
Vertical



No.	Mk.	Freq. MHz	Reading Level dBuV	Correct Factor dB	Measure- ment dBuV/m	Limit dBuV/m	Margin dB	Detector	Comment
1	*	11650.30	27.77	17.17	44.94	54.00	-9.06	AVG	
2		11651.40	39.84	17.17	57.01	68.30	-11.29	peak	

Orthogonal Axis:	X
Test Mode:	UNII-3/TX AC20 Mode 5825MHz

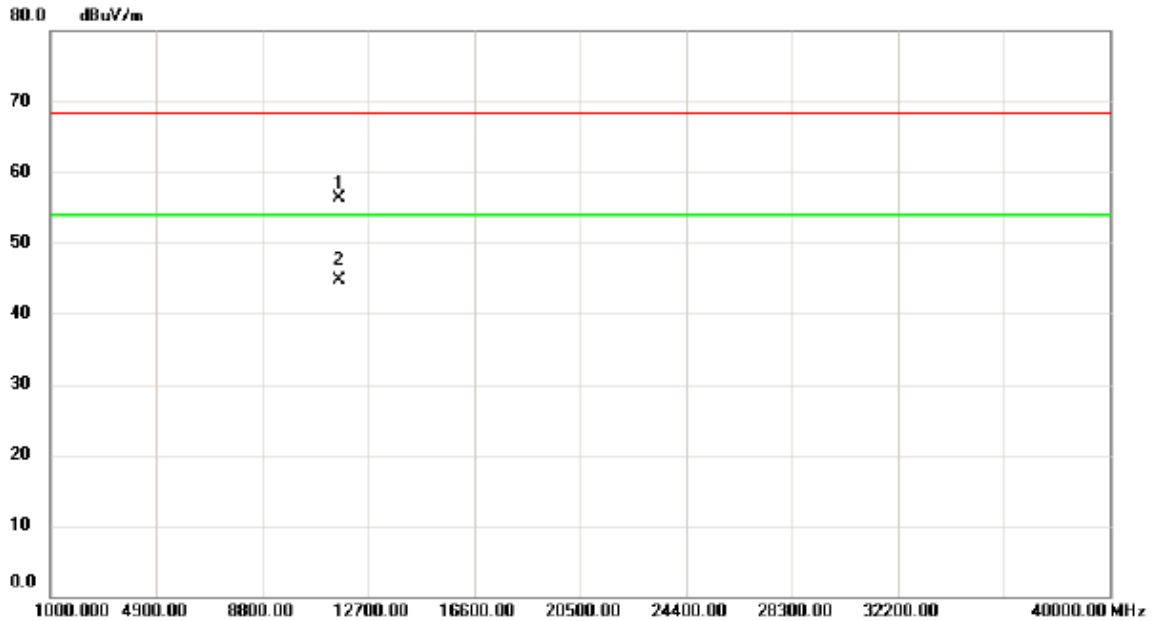
Horizontal



No.	Mk.	Freq.	Reading Level	Correct Factor	Measurement	Limit	Margin	Detector	Comment
		MHz	dBuV	dB	dBuV/m	dBuV/m	dB		
1	*	5826.200	46.56	41.11	87.67	68.30	19.37	AVG	NO LIMIT
2		5850.000	-0.28	41.23	40.95	68.30	-27.35	AVG	
3		5860.000	-0.66	41.29	40.63	68.30	-27.67	AVG	
4		5850.000	9.64	41.23	50.87	78.30	-27.43	peak	
5		5860.000	8.33	41.29	49.62	68.30	-18.68	peak	
6	X	5826.200	55.56	41.11	96.67	78.30	18.37	peak	NO LIMIT

Orthogonal Axis:	X
Test Mode:	UNII-3/TX AC20 Mode 5825MHz

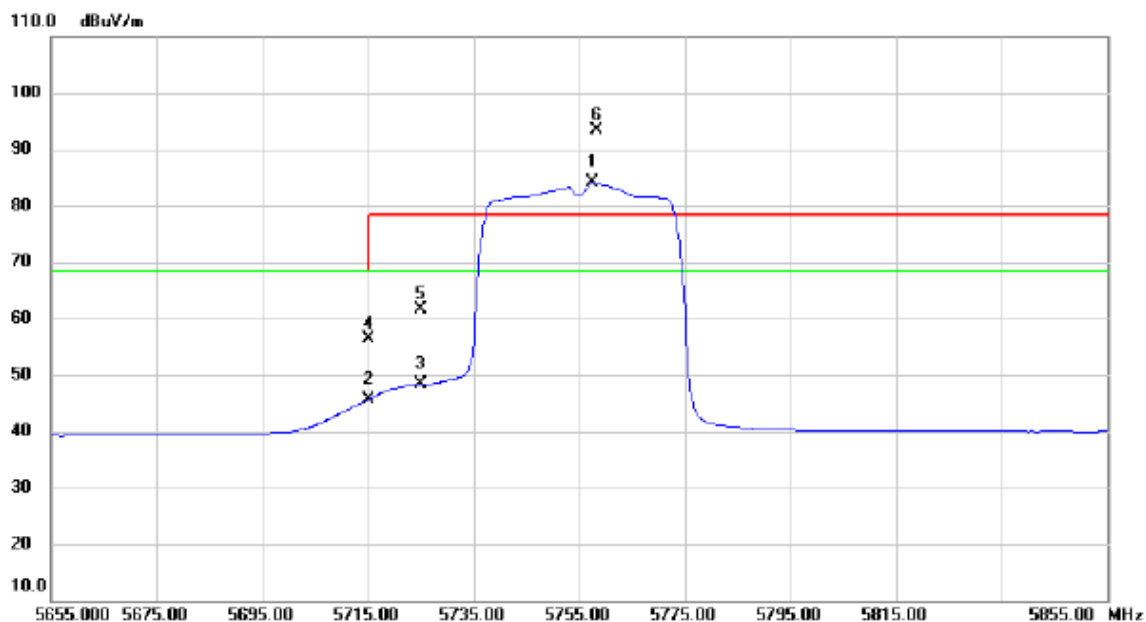
Horizontal



No.	Mk.	Freq. MHz	Reading Level dBuV	Correct Factor dB	Measure- ment dBuV/m	Limit dBuV/m	Margin dB	Detector	Comment
1		11650.80	39.15	17.17	56.32	68.30	-11.98	peak	
2	*	11651.90	27.63	17.17	44.80	54.00	-9.20	AVG	

Orthogonal Axis:	X
Test Mode:	UNII-3/TX AC40 Mode 5755MHz

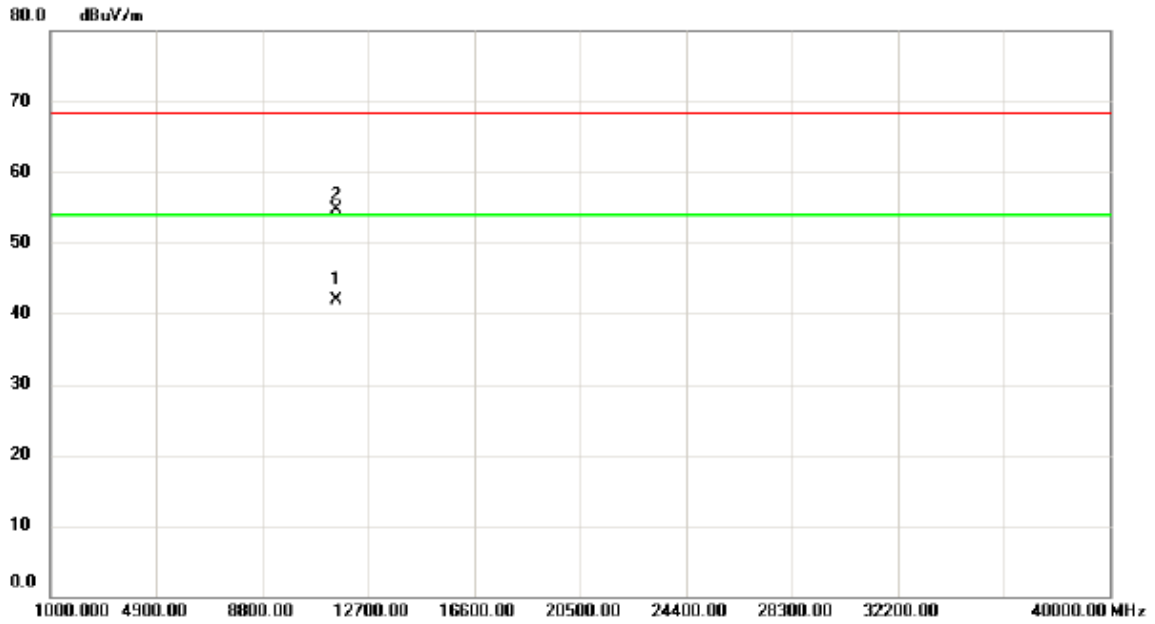
Vertical



No.	Mk.	Freq. MHz	Reading Level dBuV	Correct Factor dB	Measure- ment dBuV/m	Limit dBuV/m	Margin dB	Detector	Comment
1	*	5757.600	43.33	40.75	84.08	68.30	15.78	AVG	NO LIMIT
2		5715.000	5.04	40.54	45.58	68.30	-22.72	AVG	
3		5725.000	7.71	40.60	48.31	68.30	-19.99	AVG	
4		5715.000	15.90	40.54	56.44	68.30	-11.86	peak	
5		5725.000	20.98	40.60	61.58	78.30	-16.72	peak	
6	X	5758.400	52.60	40.76	93.36	78.30	15.06	peak	NO LIMIT

Orthogonal Axis:	X
Test Mode:	UNII-3/TX AC40 Mode 5755MHz

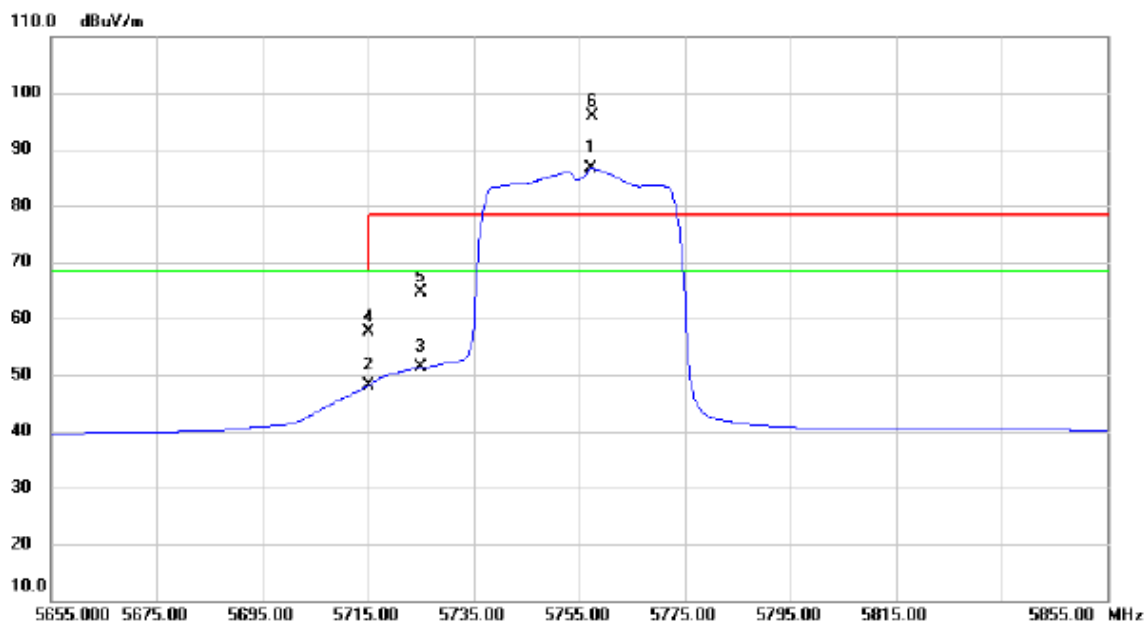
Vertical



No.	Mk.	Freq. MHz	Reading Level dBuV	Correct Factor dB	Measure- ment dBuV/m	Limit dBuV/m	Margin dB	Detector	Comment
1	*	11510.30	24.85	16.96	41.81	54.00	-12.19	AVG	
2		11510.78	37.77	16.96	54.73	68.30	-13.57	peak	

Orthogonal Axis:	X
Test Mode:	UNII-3/TX AC40 Mode 5755MHz

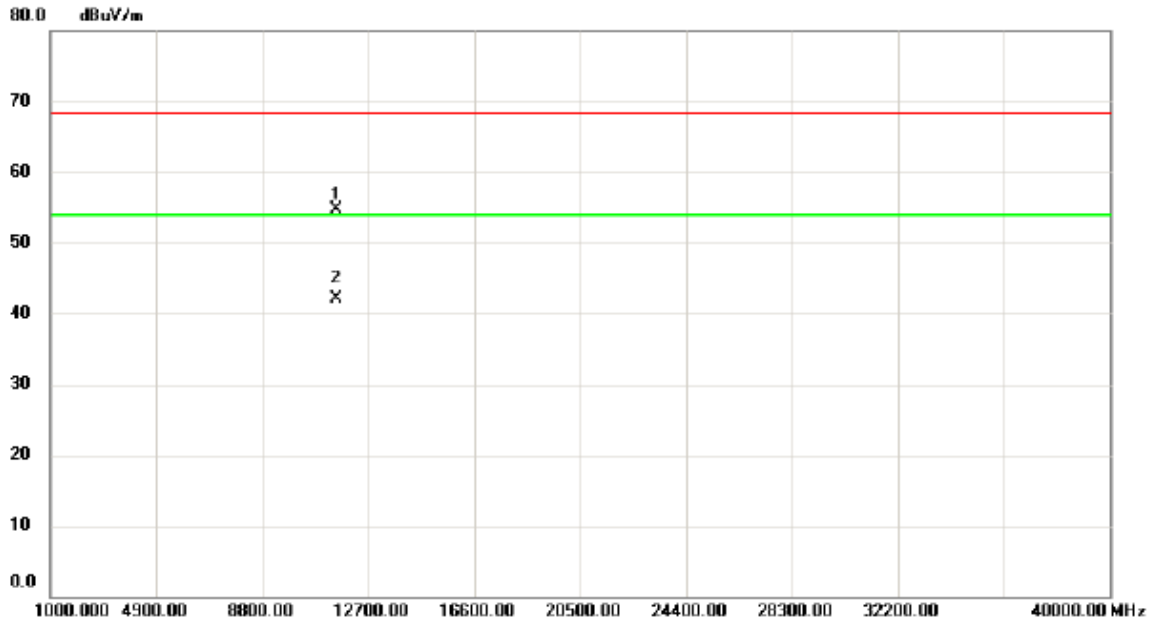
Horizontal



No.	Mk.	Freq.	Reading Level	Correct Factor	Measurement	Limit	Margin		
		MHz	dBuV	dB	dBuV/m	dBuV/m	dB	Detector	Comment
1	*	5757.400	45.83	40.75	86.58	68.30	18.28	AVG	NO LIMIT
2		5715.000	7.59	40.54	48.13	68.30	-20.17	AVG	
3		5725.000	10.66	40.60	51.26	68.30	-17.04	AVG	
4		5715.000	16.97	40.54	57.51	68.30	-10.79	peak	
5		5725.000	23.93	40.60	64.53	78.30	-13.77	peak	
6	X	5757.600	55.08	40.75	95.83	78.30	17.53	peak	NO LIMIT

Orthogonal Axis:	X
Test Mode:	UNII-3/TX AC40 Mode 5755MHz

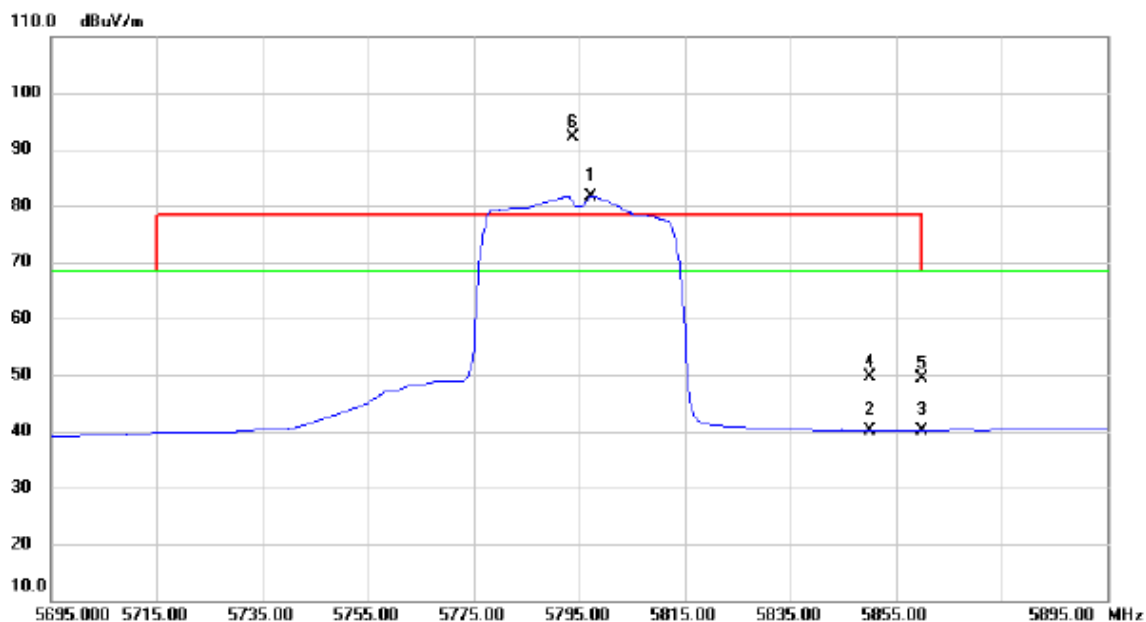
Horizontal



No.	Mk.	Freq. MHz	Reading Level dBuV	Correct Factor dB	Measure- ment dBuV/m	Limit dBuV/m	Margin dB	Detector	Comment
1		11510.37	37.82	16.96	54.78	68.30	-13.52	peak	
2	*	11510.40	25.16	16.96	42.12	54.00	-11.88	AVG	

Orthogonal Axis:	X
Test Mode:	UNII-3/TX AC40 Mode 5795MHz

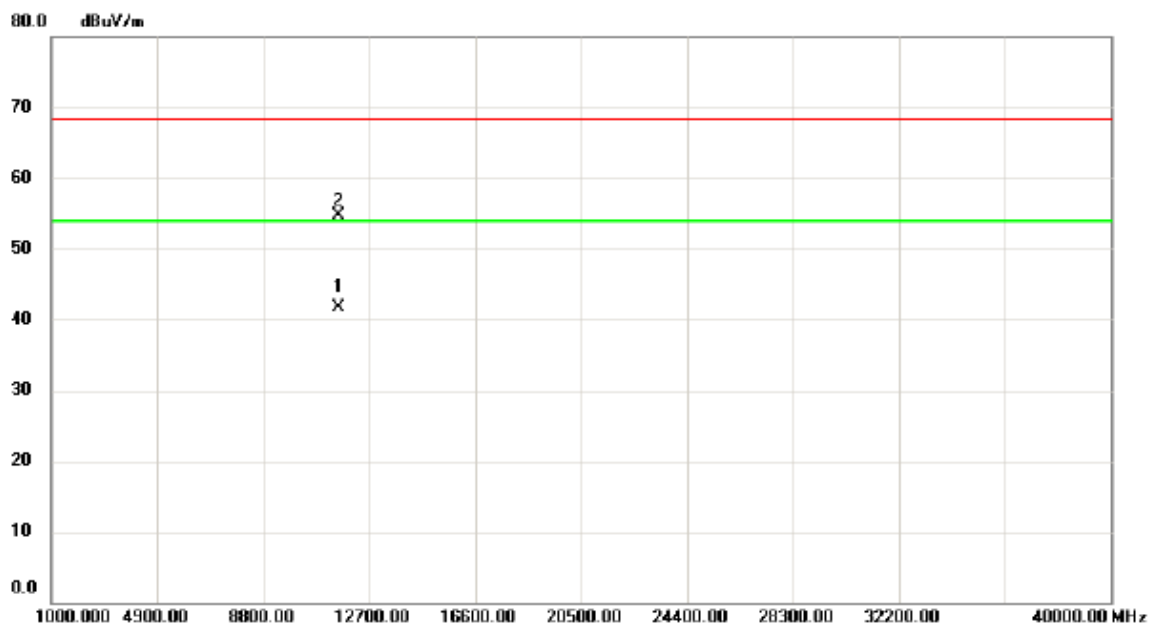
Vertical



No.	Mk.	Freq.	Reading Level	Correct Factor	Measurement	Limit	Margin	Detector	Comment
		MHz	dBuV	dB	dBuV/m	dBuV/m	dB		
1	X	5797.400	40.79	40.96	81.75	68.30	13.45	AVG	NO LIMIT
2		5850.000	-1.08	41.23	40.15	68.30	-28.15	AVG	
3		5860.000	-1.10	41.29	40.19	68.30	-28.11	AVG	
4		5850.000	8.35	41.23	49.58	78.30	-28.72	peak	
5		5860.000	8.14	41.29	49.43	68.30	-18.87	peak	
6	*	5793.800	51.09	40.94	92.03	78.30	13.73	peak	NO LIMIT

Orthogonal Axis:	X
Test Mode:	UNII-3/TX AC40 Mode 5795MHz

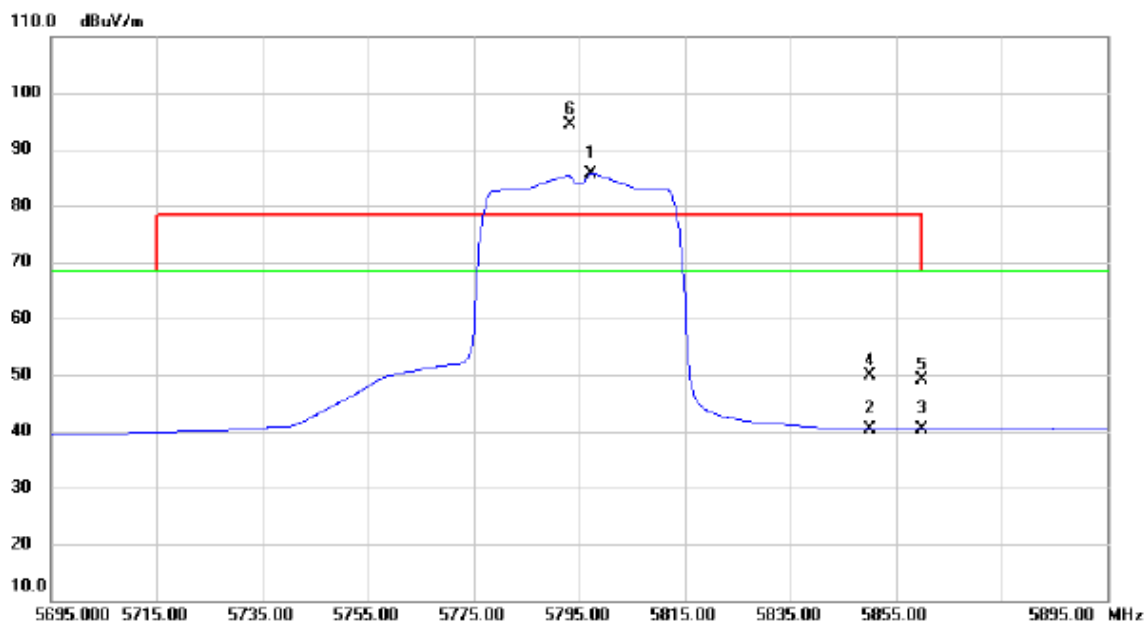
Vertical



No.	Mk.	Freq. MHz	Reading Level dBuV	Correct Factor dB	Measure- ment dBuV/m	Limit dBuV/m	Margin dB	Detector	Comment
1	*	11590.20	24.62	17.08	41.70	54.00	-12.30	AVG	
2		11591.37	37.61	17.08	54.69	68.30	-13.61	peak	

Orthogonal Axis:	X
Test Mode:	UNII-3/TX AC40 Mode 5795MHz

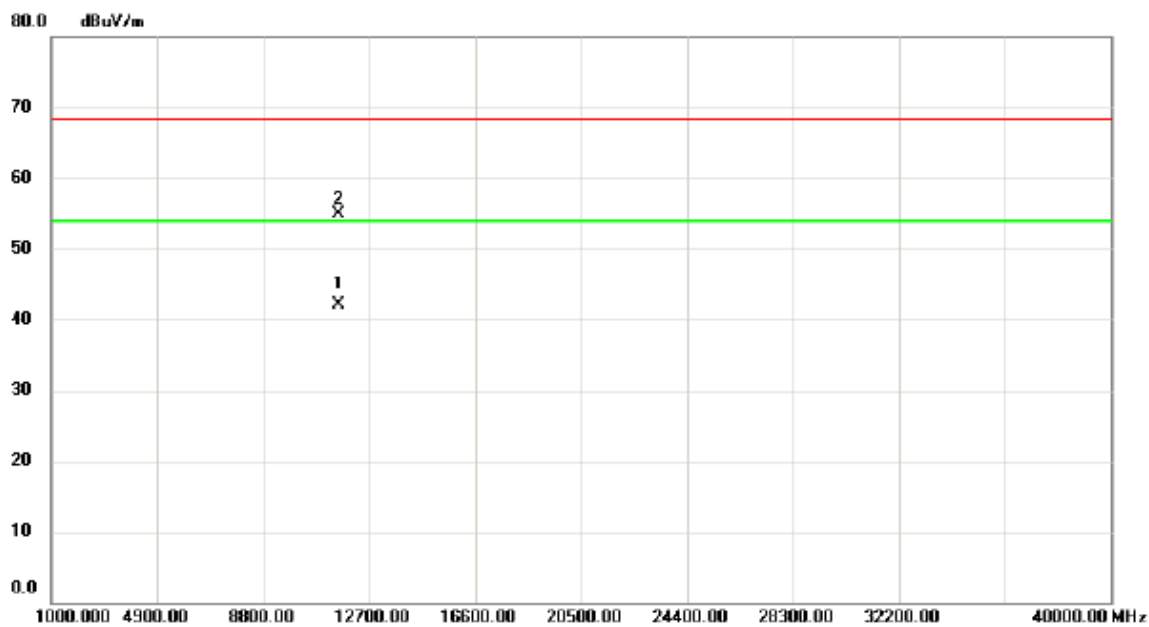
Horizontal



No.	Mk.	Freq. MHz	Reading Level dBuV	Correct Factor dB	Measure- ment dBuV/m	Limit dBuV/m	Margin dB	Detector	Comment
1	*	5797.400	44.77	40.96	85.73	68.30	17.43	AVG	NO LIMIT
2		5850.000	-0.75	41.23	40.48	68.30	-27.82	AVG	
3		5860.000	-0.80	41.29	40.49	68.30	-27.81	AVG	
4		5850.000	8.66	41.23	49.89	78.30	-28.41	peak	
5		5860.000	7.73	41.29	49.02	68.30	-19.28	peak	
6	X	5793.200	53.50	40.94	94.44	78.30	16.14	peak	NO LIMIT

Orthogonal Axis:	X
Test Mode:	UNII-3/TX AC40 Mode 5795MHz

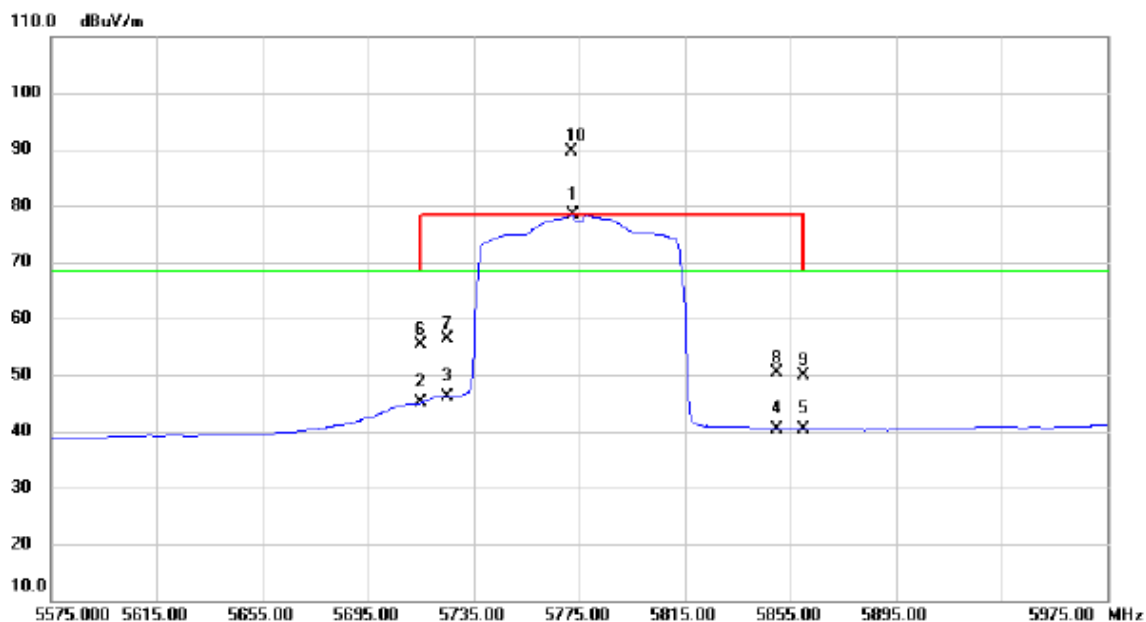
Horizontal



No.	Mk.	Freq. MHz	Reading Level dBuV	Correct Factor dB	Measure- ment dBuV/m	Limit dBuV/m	Margin dB	Detector	Comment
1	*	11590.36	25.12	17.08	42.20	54.00	-11.80	AVG	
2		11590.70	37.81	17.08	54.89	68.30	-13.41	peak	

Orthogonal Axis:	X
Test Mode:	UNII-3/TX AC80 Mode 5775MHz

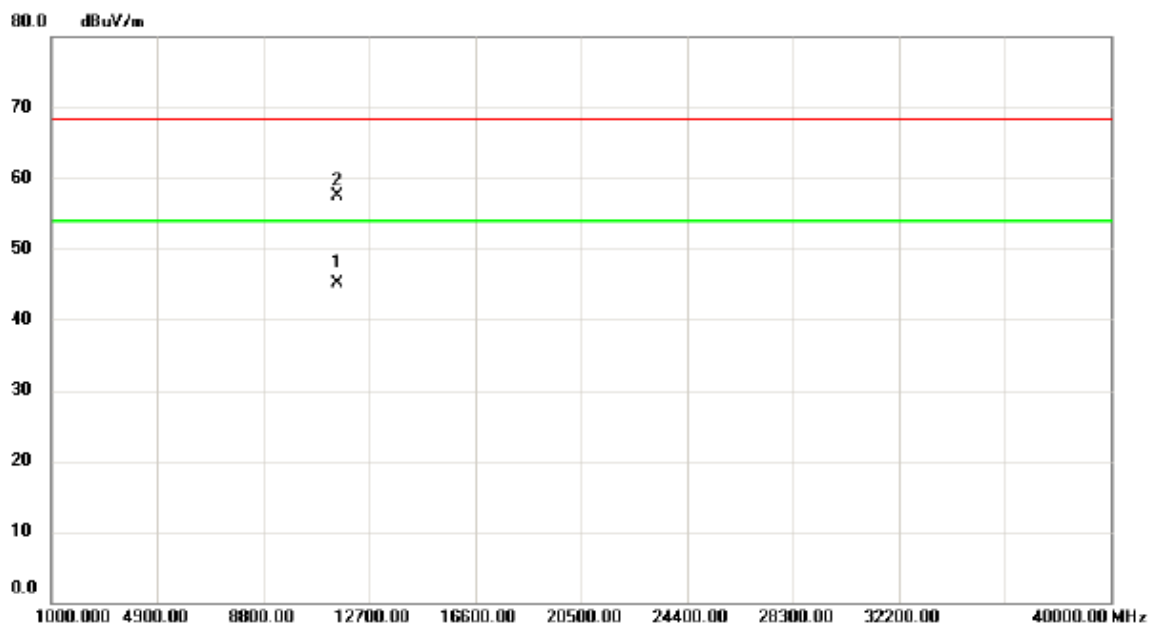
Vertical



No.	Mk.	Freq. MHz	Reading Level dBuV	Correct Factor dB	Measure- ment dBuV/m	Limit dBuV/m	Margin dB	Detector	Comment
1	X	5772.600	37.48	40.83	78.31	68.30	10.01	AVG	NO LIMIT
2		5715.000	4.49	40.54	45.03	68.30	-23.27	AVG	
3		5725.000	5.52	40.60	46.12	68.30	-22.18	AVG	
4		5850.000	-0.79	41.23	40.44	68.30	-27.86	AVG	
5		5860.000	-0.90	41.29	40.39	68.30	-27.91	AVG	
6		5715.000	14.95	40.54	55.49	68.30	-12.81	peak	
7		5725.000	15.79	40.60	56.39	78.30	-21.91	peak	
8		5850.000	9.15	41.23	50.38	78.30	-27.92	peak	
9		5860.000	8.71	41.29	50.00	68.30	-18.30	peak	
10	*	5772.200	48.78	40.83	89.61	78.30	11.31	peak	NO LIMIT

Orthogonal Axis:	X
Test Mode:	UNII-3/TX AC80 Mode 5775MHz

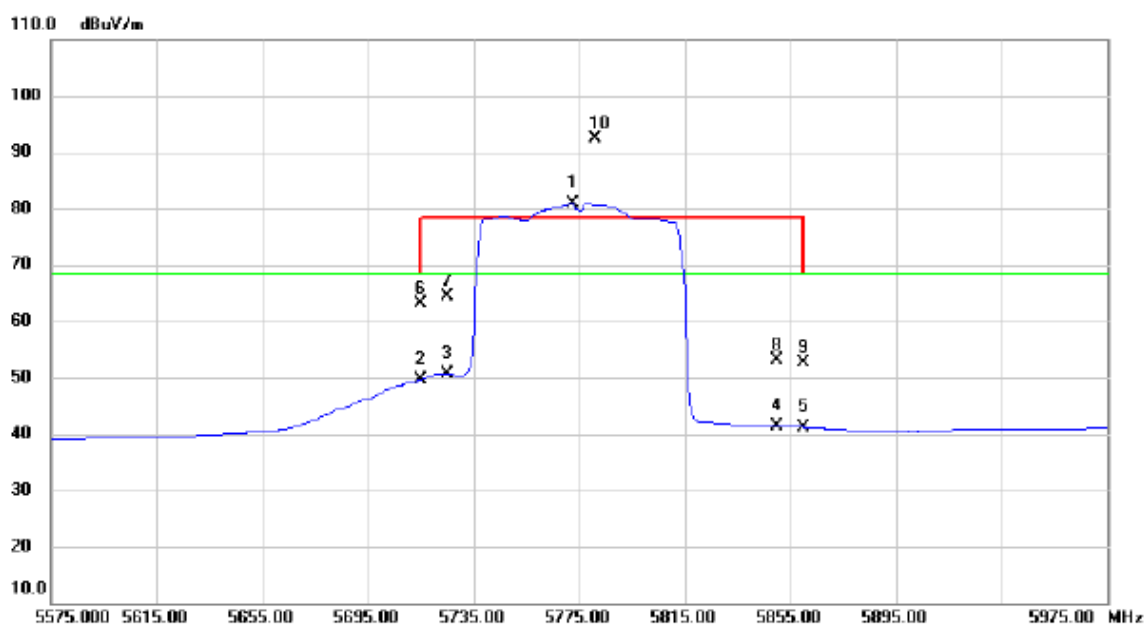
Vertical



No.	Mk.	Freq. MHz	Reading Level dBuV	Correct Factor dB	Measure- ment dBuV/m	Limit dBuV/m	Margin dB	Detector	Comment
1	*	11550.60	28.10	17.02	45.12	54.00	-8.88	AVG	
2		11551.10	40.43	17.02	57.45	68.30	-10.85	peak	

Orthogonal Axis:	X
Test Mode:	UNII-3/TX AC80 Mode 5775MHz

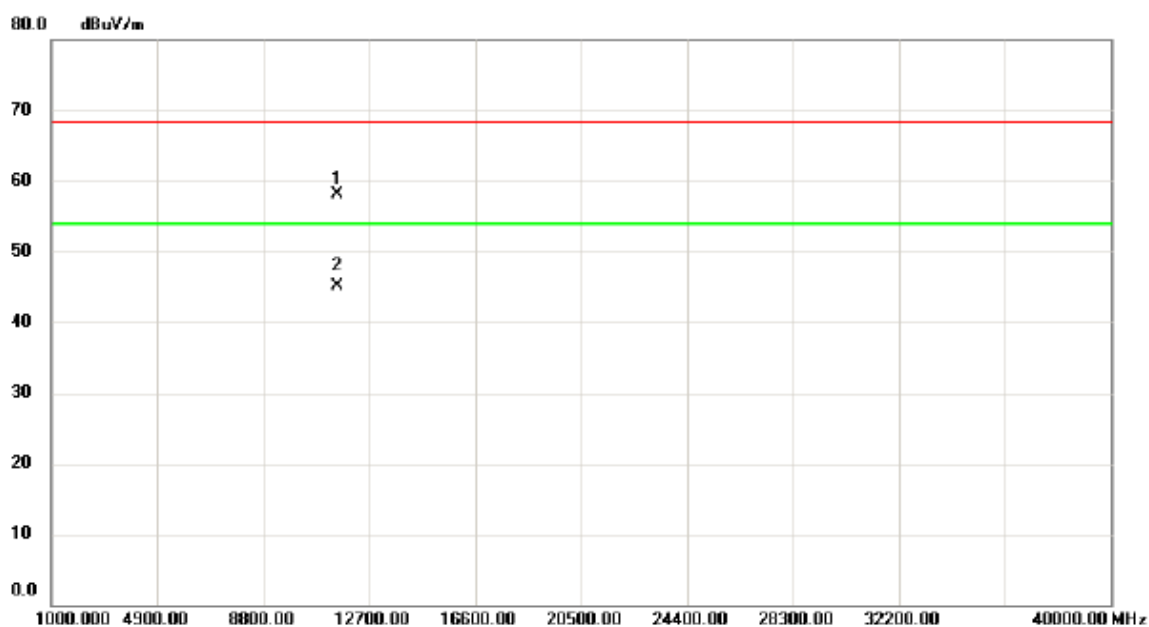
Horizontal



No.	Mk.	Freq. MHz	Reading Level dBuV	Correct Factor dB	Measure- ment dBuV/m	Limit dBuV/m	Margin dB	Detector	Comment
1	X	5772.600	40.13	40.83	80.96	68.30	12.66	AVG	NO LIMIT
2		5715.000	9.06	40.54	49.60	68.30	-18.70	AVG	
3		5725.000	10.01	40.60	50.61	68.30	-17.69	AVG	
4		5850.000	0.20	41.23	41.43	68.30	-26.87	AVG	
5		5860.000	-0.04	41.29	41.25	68.30	-27.05	AVG	
6		5715.000	22.49	40.54	63.03	68.30	-5.27	peak	
7		5725.000	23.81	40.60	64.41	78.30	-13.89	peak	
8		5850.000	11.90	41.23	53.13	78.30	-25.17	peak	
9		5860.000	11.39	41.29	52.68	68.30	-15.62	peak	
10	*	5781.400	51.60	40.88	92.48	78.30	14.18	peak	NO LIMIT

Orthogonal Axis:	X
Test Mode:	UNII-3/TX AC80 Mode 5775MHz

Horizontal



No.	Mk.	Freq.	Reading Level	Correct Factor	Measurement	Limit	Margin	Detector	Comment
		MHz	dBuV	dB	dBuV/m	dBuV/m	dB		
1		11550.40	41.05	17.02	58.07	68.30	-10.23	peak	
2	*	11550.70	28.07	17.02	45.09	54.00	-8.91	AVG	