


ANNEX I: The EUT Appearances and Test Configuration



a.EUT


Picture 8: Constituents of the EUT



Picture 9: Left Hand Touch Cheek Position



Picture 10: Left Hand Tilt 15 Degree Position



Picture 11: Right Hand Touch Cheek Position



Picture 12: Right Hand Tilt 15 Degree Position



Picture 13: Test position 1



Picture 14: Test position 2




Picture 15: Test Position 3



Picture 16: Test Position 4



Picture 17: Test Position 5



Picture 18: Test position 1 with Earphone