

Photos of Test Setup

For GSM&WCDMA


1. Radiated Spurious Emissions



Radiated Spurious Emission (below 3GHz)




Radiated Spurious Emission (3GHz to18GHz)




Radiated Spurious Emission (18GHz to26.5GHz)

For Bluetooth & Wlan

1. Radiated Spurious Emissions



Radiated Spurious Emission (below 1GHz)



Radiated Spurious Emission (1GHz to 18GHz)



Radiated Spurious Emission (above 18GHz)

Conducted Emissions



Conducted Emissions for AC Ports