

Company: Aruba Networks, Inc.

Test of: APIN0214, APIN0215  
To: FCC CFR 47 Part 15 Subpart E 15.407

Report No.: ARUB206-U12\_DFS Rev A

**DFS TEST REPORT**



# DFS TEST REPORT

FROM



Test of: Aruba Networks, Inc. APIN0214, APIN0215

to

To: FCC CFR 47 Part 15 Subpart E 15.407

Test Report Serial No.: ARUB206-U12\_DFS Rev A

This report supersedes: NONE

Applicant: Aruba Networks, Inc.  
1344 Crossman Ave.  
Sunnyvale, California 94089  
USA

Product Function: Transmission of voice and data

Issue Date: 6<sup>th</sup> May 2016

## **This Test Report is Issued Under the Authority of:**

**MiCOM Labs, Inc..**  
575 Boulder Court  
Pleasanton California 94566  
USA  
Phone: +1 (925) 462-0304  
Fax: +1 (925) 462-0306  
[www.micomlabs.com](http://www.micomlabs.com)



**MiCOM Labs is an ISO 17025 Accredited Testing Laboratory**



## Table of Contents

<b>1. ACCREDITATION, LISTINGS &amp; RECOGNITION.....</b>	<b>4</b>
1.1. Test Accreditation .....	4
1.2. Recognition .....	5
1.3. Product Certification .....	6
<b>2. DOCUMENT HISTORY .....</b>	<b>7</b>
<b>3. TEST RESULT CERTIFICATE.....</b>	<b>8</b>
<b>4. REFERENCES AND MEASUREMENT UNCERTAINTY .....</b>	<b>9</b>
4.1. Normative References .....	9
4.2. Test and Uncertainty Procedure .....	10
<b>5. PRODUCT DETAILS AND TEST CONFIGURATIONS .....</b>	<b>11</b>
5.1. Technical Details .....	11
5.2. Scope Of Test Program .....	12
5.3. Equipment Model(s) and Serial Number(s) .....	14
5.4. Antenna Details .....	14
5.5. Cabling and I/O Ports .....	15
5.6. Test Configurations.....	15
5.7. Equipment Modifications .....	15
5.8. Deviations from the Test Standard .....	15
<b>6. TEST SUMMARY .....</b>	<b>16</b>
<b>7. TEST EQUIPMENT CONFIGURATION(S) .....</b>	<b>17</b>
7.1. DFS - Conducted .....	17
<b>8. TEST METHODOLOGY .....</b>	<b>19</b>
8.1. Dynamic Frequency Selection (DFS) Overview .....	19
8.1.1. Master Devices .....	20
8.1.2. Client Devices .....	20
8.2. DFS Detection Thresholds .....	21
8.3. Response Requirements .....	22
8.4. Radar Test Waveforms.....	23
8.4.1. Short Radar Pulses.....	23
8.4.2. Long Radar Pulse Test .....	24
8.4.3. Frequency Hopping Radar Test Waveform .....	26
8.5. Radar Waveform Calibration .....	26
8.6. Test Program Details .....	27
<b>9. TEST RESULTS .....</b>	<b>28</b>
9.1. Dynamic Frequency Selection (DFS) .....	28
9.1.1. Channel Availability Check .....	28
9.1.1.1. Initial CAC.....	28
9.1.1.2. Beginning CAC .....	32
9.1.1.3. End CAC.....	36
9.1.2. Channel Close / Transmission Time .....	40
9.1.3. Non-Occupancy Period.....	44
9.1.4. Probability of Detection .....	47
9.1.5. Detection Bandwidth .....	71
<b>A. APPENDIX – RADAR SIGNATURE INFORMATION .....</b>	<b>75</b>

---

This test report may be reproduced in full only. The document may only be updated by MiCOM Labs personnel. All changes will be noted in the Document History section of the report.

## 1. ACCREDITATION, LISTINGS & RECOGNITION

### 1.1. Test Accreditation

MiCOM Labs, Inc. is an accredited Electrical testing laboratory per the international standard ISO/IEC 17025:2005. The company is accredited by the American Association for Laboratory Accreditation (A2LA) [www.a2la.org](http://www.a2la.org) test laboratory number 2381.01. MiCOM Labs test schedule is available at the following URL; <http://www.a2la.org/scopepdf/2381-01.pdf>



This test report may be reproduced in full only. The document may only be updated by MiCOM Labs personnel. All changes will be noted in the Document History section of the report.



## 1.2. Recognition

MiCOM Labs, Inc. has widely recognized wireless testing capabilities. Our international recognition includes Conformity Assessment Body designation by APEC MRA countries. MiCOM Labs test reports are accepted globally.

Country	Recognition Body	Status	Phase	Identification No.
USA	Federal Communications Commission (FCC)	TCB	-	US0159 Listing #: 102167
Canada	Industry Canada (IC)	FCB	APEC MRA 2	US0159 Listing #: 4143A-2 4143A-3
Japan	MIC (Ministry of Internal Affairs and Communication)	CAB	APEC MRA 2	RCB 210
	VCCI	--	--	A-0012
Europe	European Commission	NB	EU MRA	NB 2280
Australia	Australian Communications and Media Authority (ACMA)	CAB	APEC MRA 1	US0159
Hong Kong	Office of the Telecommunication Authority (OFTA)	CAB	APEC MRA 1	
Korea	Ministry of Information and Communication Radio Research Laboratory (RRL)	CAB	APEC MRA 1	
Singapore	Infocomm Development Authority (IDA)	CAB	APEC MRA 1	
Taiwan	National Communications Commission (NCC) Bureau of Standards, Metrology and Inspection (BSMI)	CAB	APEC MRA 1	
Vietnam	Ministry of Communication (MIC)	CAB	APEC MRA 1	

EU MRA – European Union Mutual Recognition Agreement.

NB – Notified Body

APEC MRA – Asia Pacific Economic Community Mutual Recognition Agreement. Recognition agreement under which test lab is accredited to regulatory standards of the APEC member countries.

Phase I - recognition for product testing

Phase II – recognition for both product testing and certification

### 1.3. Product Certification

MiCOM Labs, Inc. is an accredited Product Certification Body per the international standard ISO/IEC 17065:2012. The company is accredited by the American Association for Laboratory Accreditation (A2LA) [www.a2la.org](http://www.a2la.org) test laboratory number 2381.02. MiCOM Labs test schedule is available at the following URL; <http://www.a2la.org/scopepdf/2381-02.pdf>



The certificate features a central title "Accredited Product Certification Body" in a large, bold, blue font. Above the title are two logos: the IAF logo (Member of Multilateral Recognition Arrangement) and the A2LA logo. Below the title, it states "A2LA has accredited" followed by "MICOM LABS" in a bold, blue font, and "Pleasanton, CA" in a smaller, italicized font. A paragraph of text describes the accreditation according to ISO/IEC 17065:2012. To the left of the text is a vertical decorative bar with orange and blue wavy patterns. To the right is another vertical blue bar. Below the text is a yellow circular seal with "A2LA" in the center and "CORPORATE SEAL 1978" around the perimeter. To the right of the seal is a signature and the name "Senior Director of Quality & Communications" along with certificate details: "For the Accreditation Council", "Certificate Number 2381.02", and "Valid to November 30, 2017". At the bottom of the certificate area, there is a small line of text: "For the product certification schemes to which this accreditation applies, please refer to the organization's Product Certification Scope of Accreditation."

United States of America – Telecommunication Certification Body (TCB)  
Industry Canada – Certification Body, CAB Identifier – US0159  
Europe – Notified Body (NB), NB Identifier - 2280  
Japan – Recognized Certification Body (RCB), RCB Identifier - 210

This test report may be reproduced in full only. The document may only be updated by MiCOM Labs personnel. All changes will be noted in the Document History section of the report.



**Title:** Aruba Networks, Inc. APIN0214, APIN0215  
**To:** FCC CFR 47 Part 15 Subpart E 15.407  
**Serial #:** ARUB206-U12\_DFS Rev A  
**Issue Date:** 6<sup>th</sup> May 2016  
**Page:** 7 of 163

---

## 2. DOCUMENT HISTORY

Document History		
Revision	Date	Comments
Draft	5 <sup>th</sup> May 2016	
Rev A	6 <sup>th</sup> May 2016	Initial Release

In the above table the latest report revision will replace all earlier versions.

---

This test report may be reproduced in full only. The document may only be updated by MiCOM Labs personnel. All changes will be noted in the Document History section of the report.



**Title:** Aruba Networks, Inc. APIN0214, APIN0215  
**To:** FCC CFR 47 Part 15 Subpart E 15.407  
**Serial #:** ARUB206-U12\_DFS Rev A  
**Issue Date:** 6<sup>th</sup> May 2016  
**Page:** 8 of 163

### 3. TEST RESULT CERTIFICATE

<b>Manufacturer:</b> Aruba Networks, Inc. 1344 Crossman Ave. Sunnyvale California 94089 USA	<b>Tested By:</b> MiCOM Labs, Inc. 575 Boulder Court Pleasanton California 94566 USA
<b>Model:</b> APIN0214, APIN0215	<b>Telephone:</b> +1 925 462 0304 <b>Fax:</b> +1 925 462 0306
<b>Type Of Equipment:</b> Wireless Access Point	
<b>S/N's:</b> CK0008145   CK0008145	
<b>Test Date(s):</b> 28 <sup>th</sup> April – 4 <sup>th</sup> May 2016	<b>Website:</b> www.micomlabs.com

STANDARD(S)	TEST RESULTS
FCC CFR 47 Part 15 Subpart E 15.407 (Limited to DFS Testing)	EQUIPMENT COMPLIES


MiCOM Labs, Inc. tested the equipment mentioned in accordance with the requirements set forth in the above standards. Test results indicate that the equipment tested is capable of demonstrating compliance with the requirements as documented within this report.


#### Notes:

1. This document reports conditions under which testing was conducted and the results of testing performed.
2. Details of test methods used have been recorded and kept on file by the laboratory.
3. Test results apply only to the item(s) tested.

Approved & Released for MiCOM Labs, Inc. by:



  
\_\_\_\_\_  
Graeme Grieve  
Quality Manager MiCOM Labs, Inc..

  
\_\_\_\_\_  
Gordon Hurst  
President & CEO MiCOM Labs, Inc..

This test report may be reproduced in full only. The document may only be updated by MiCOM Labs personnel. All changes will be noted in the Document History section of the report.



## **4. REFERENCES AND MEASUREMENT UNCERTAINTY**

### **4.1. Normative References**

REF.	PUBLICATION	YEAR	TITLE
I	KDB 662911	Oct 31 2013	Guidance for measurement of output emission of devices that employ single transmitter with multiple outputs or systems with multiple transmitters operating simultaneously in the same frequency band
II	KDB 905462 D02 v02	April 8, 2016	Test guidance to demonstrate compliance for U-NII devices subject to DFS requirements.
III	KDB 926956 D01 v1r06	April 8, 2016	U-NII Device Transition Plan
IV	KDB 789033 D02 v01r02	April 8, 2016	General UNII Test Procedures New Rules
V	A2LA	February 2016	R105 - Requirement's When Making Reference to A2LA Accreditation Status
VI	ANSI C63.10	2013	American National Standard for Testing Unlicensed Wireless Devices
VII	ANSI C63.4	2014	American National Standards for Methods of Measurement of Radio-Noise Emissions from Low-Voltage Electrical and Electronic Equipment in the Range of 9 kHz to 40 GHz
VIII	CISPR 22	2010	Information technology equipment - Radio disturbance characteristics - Limits and methods of measurement
IX	ETSI TR 100 028	2001-12	Parts 1 and 2 Electromagnetic compatibility and Radio Spectrum Matters (ERM); Uncertainties in the measurement of mobile radio equipment characteristics
X	FCC 06-96	Jun 3 2006	Memorandum Opinion and Order
XI	FCC 47 CFR Part 15.407	2014	Radio Frequency Devices; Subpart E –Unlicensed National Information Infrastructure Devices
XII	KDB 644545 D03 v01	August 14th 2014	Guidance for IEEE 802.11ac New Rules
XIII	FCC 47 CFR Part 2.1033	2014	FCC requirements and rules regarding photographs and test setup diagrams.
XIV	M 3003	Edition 3 Nov. 2012	Expression of Uncertainty and Confidence in Measurements

This test report may be reproduced in full only. The document may only be updated by MiCOM Labs personnel. All changes will be noted in the Document History section of the report.



**Title:** Aruba Networks, Inc. APIN0214, APIN0215  
**To:** FCC CFR 47 Part 15 Subpart E 15.407  
**Serial #:** ARUB206-U12\_DFS Rev A  
**Issue Date:** 6<sup>th</sup> May 2016  
**Page:** 10 of 163

---

#### **4.2. Test and Uncertainty Procedure**

Conducted and radiated emission measurements were conducted in accordance with American National Standards Institute ANSI C63.4, listed in the Normative References section of this report.

Measurement uncertainty figures are calculated in accordance with ETSI TR 100 028 Parts 1 and 2.

Measurement uncertainties stated are based on a standard uncertainty multiplied by a coverage factor  $k = 2$ , providing a level of confidence of approximately 95 % in accordance with UKAS document M 3003 listed in the Normative References section of this report.

---

This test report may be reproduced in full only. The document may only be updated by MiCOM Labs personnel. All changes will be noted in the Document History section of the report.



**Title:** Aruba Networks, Inc. APIN0214, APIN0215  
**To:** FCC CFR 47 Part 15 Subpart E 15.407  
**Serial #:** ARUB206-U12\_DFS Rev A  
**Issue Date:** 6<sup>th</sup> May 2016  
**Page:** 11 of 163

## 5. PRODUCT DETAILS AND TEST CONFIGURATIONS

### 5.1. Technical Details

Details	Description
Purpose:	Test of the Aruba Networks, Inc.. APIN0214, APIN0215 to FCC CFR 47 Part 15 Subpart E 15.407. Radio Frequency Devices; Subpart E –Unlicensed National Information Infrastructure Devices
Applicant:	Aruba Networks, Inc. 1344 Crossman Ave. Sunnyvale California 94089 USA
Manufacturer:	As Applicant
Laboratory performing the tests:	MiCOM Labs, Inc.. 575 Boulder Court Pleasanton California 94566 USA
Test report reference number:	ARUB206-U12_DFS Draft
Date EUT received:	14 April 2016
Standard(s) applied:	FCC CFR 47 Part 15 Subpart E 15.407
Dates of test (from - to):	28 <sup>th</sup> April – 4 <sup>th</sup> May 2016
No of Units Tested:	3
Type of Equipment:	802.11a/b/g/n/ac Wireless Access Point 3x3 Spatial Multiplexing MIMO configuration
Product Family Name:	Wireless Access Point
Model(s):	APIN0214, APIN0215
Location for use:	Indoor
Declared Frequency Range(s):	5250 - 5350 MHz; 5470 - 5725 MHz;
Primary function of equipment:	Transmission of voice and data
Secondary function of equipment:	None provided
Type of Modulation:	Per 802.11 – OFDM
EUT Modes of Operation:	20, 40, 80 MHz
Declared Nominal Output Power (Ave):	+28 dBm
Transmit/Receive Operation:	Transceiver - Half Duplex
Rated Input Voltage and Current:	POE (POE adaptor sold with unit) 48Vdc
Operating Temperature Range:	Declared Range 0°C to 40°C
ITU Emission Designator:	802.11a 17M7D1D 802.11n HT-20 17M7D1D 802.11n HT-40 36M4D1D 802.11ac-40 36M9D1D 802.11ac-80 75M9D1D
Equipment Dimensions:	170mm x 170mm x 45mm
Weight:	1.3 lbs
Hardware Rev:	Version P3
Software Rev:	AoS 6.4.2.0

This test report may be reproduced in full only. The document may only be updated by MiCOM Labs personnel. All changes will be noted in the Document History section of the report.



**Title:** Aruba Networks, Inc. APIN0214, APIN0215  
**To:** FCC CFR 47 Part 15 Subpart E 15.407  
**Serial #:** ARUB206-U12\_DFS Rev A  
**Issue Date:** 6<sup>th</sup> May 2016  
**Page:** 12 of 163

---

## **5.2. Scope Of Test Program**

### **Aruba Networks, Inc. APIN0214, APIN0215**

The scope of the test program was to test the Aruba Networks, Inc. APIN0214 and APIN0215, 802.11a/b/g/n/ac Wireless Access Point 3x3 Spatial Multiplexing MIMO configurations in the frequency ranges 5250 - 5350 MHz and 5470 - 5725 MHz for compliance against the following specification:

#### **FCC CFR 47 Part 15 Subpart E 15.407**

Radio Frequency Devices; Subpart E –Unlicensed National Information Infrastructure Devices

Compliance was to the FCC new rules for;

- a).. increased power in the 5150 – 5250 MHz band
- b).. introduction of the 5725 – 5850 MHz band into UNII band regulations, and
- c).. add additional channel(s) straddling the 5725 MHz band-edge frequency
- d).. DFS testing for the new radar signatures

#### **Test Suite**

To prove compliance with the FCC's new rules the following tests were completed;

- i).. Full Conducted Testing
- ii).. Full Radiated Testing on all antenna's (Radiated Spurious Emissions and Radiated Band-Edge)
- iii).. Full DFS testing for the new signatures + spot-checking existing legacy signatures

#### **Model Identification**

APIN0214: External Antenna (Reverse SMA)

APIN0215: Integral

---

This test report may be reproduced in full only. The document may only be updated by MiCOM Labs personnel. All changes will be noted in the Document History section of the report.

**Aruba Networks, Inc. APIN0214, APIN0215**



Top View



### 5.3. Equipment Model(s) and Serial Number(s)

Type	Description	Manufacturer	Model	Serial no.	Delivery Date
EUT	802.11b/g/n (HT-20,HT-40)/ac (VHT-20,VHT-40,VHT-80) AP Model 214/215	Wireless AP	APIN0214	CK0008145	04 December 2015

### 5.4. Antenna Details

Type	Manufacturer	Model	Family	Gain (dBi)	BF Gain	Dir BW	X-Pol	Frequency Band (MHz)
external	Aruba Networks	AP-ANT-20	OMNI	2.0	-	360	-	5250 – 5350 5470 - 5725
external	Aruba Networks	AP-ANT-1B	OMNI	5.8	-	360	-	5250 – 5350 5470 - 5725
external	Aruba Networks	AP-ANT-13B	OMNI	3.3	-	360	-	5250 – 5350 5470 - 5725
external	Aruba Networks	AP-ANT-16	OMNI	4.7	-	360	-	5250 – 5350 5470 - 5725
external	Aruba Networks	AP-ANT-17	Directional 120 deg	5.0	-	360	-	5250 – 5350 5470 - 5725
external	Aruba Networks	AP-ANT-18	Directional 60 deg	7.5	-	360	-	5250 – 5350 5470 - 5725
external	Aruba Networks	AP-ANT-19	OMNI	6.0	-	360	-	5250 – 5350 5470 - 5725
integral	Aruba Networks	Metal Sheet	OMNI	5.0	-	360	-	5250 – 5350 5470 - 5725

BF Gain - Beamforming Gain  
Dir BW - Directional BeamWidth  
X-Pol - Cross Polarization



**Title:** Aruba Networks, Inc. APIN0214, APIN0215  
**To:** FCC CFR 47 Part 15 Subpart E 15.407  
**Serial #:** ARUB206-U12\_DFS Rev A  
**Issue Date:** 6<sup>th</sup> May 2016  
**Page:** 15 of 163

### 5.5. Cabling and I/O Ports

Port Type	Max Cable Length	# Of Ports	Screened	Conn Type	Data Type
Ethernet	100m (Inc.l. POE)	1	N	RJ-45	Packet Data
USB	15m	1	Y	USB	Digital
dc Jack		1	N	Jack	

### 5.6. Test Configurations

Results for the following configurations are provided in this report:

Operational Mode(s) (802.11a/b/g/n/ac)	Data Rate with Highest Power MBit/s	Channel Frequency (MHz)		
		Low	Mid	High
<b>5470 - 5725 MHz</b>				
802.11a	6	5,500.00	--	--
802.11ac-80	29.3	5,530.00	--	--
802.11n HT-40	13.5	5,510.00	--	--

### 5.7. Equipment Modifications

The following modifications were required to bring the equipment into compliance:

1. NONE

### 5.8. Deviations from the Test Standard

The following deviations from the test standard were required in order to complete the test program:

1. NONE

---

This test report may be reproduced in full only. The document may only be updated by MiCOM Labs personnel. All changes will be noted in the Document History section of the report.



**Title:** Aruba Networks, Inc. APIN0214, APIN0215  
**To:** FCC CFR 47 Part 15 Subpart E 15.407  
**Serial #:** ARUB206-U12\_DFS Rev A  
**Issue Date:** 6<sup>th</sup> May 2016  
**Page:** 16 of 163

---

## 6. TEST SUMMARY

### List of Measurements

Test Header	Result	Data Link
(h)(2) Dynamic Frequency Selection (DFS)	Complies	-
(ii) Channel Availability Check	Complies	-
(a) Initial CAC	Complies	<a href="#">View Data</a>
(b) Beginning CAC	Complies	<a href="#">View Data</a>
(c) End CAC	Complies	<a href="#">View Data</a>
(iii) Channel Close / Transmission Time	Complies	<a href="#">View Data</a>
(iv) Non-Occupancy Period	Complies	<a href="#">View Data</a>
Probability of Detection	Complies	<a href="#">View Data</a>
Detection Bandwidth	Complies	<a href="#">View Data</a>

---

This test report may be reproduced in full only. The document may only be updated by MiCOM Labs personnel. All changes will be noted in the Document History section of the report.

## 7. TEST EQUIPMENT CONFIGURATION(S)

### 7.1. DFS - Conducted

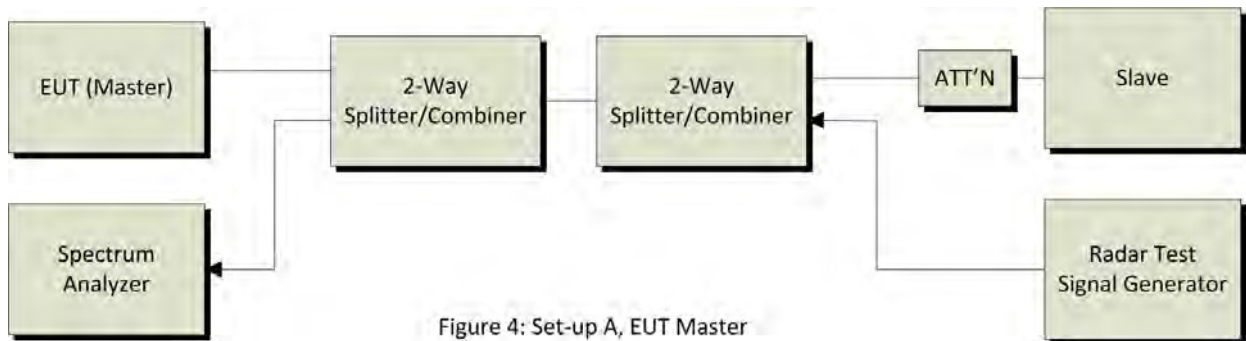


Figure 4: Set-up A, EUT Master

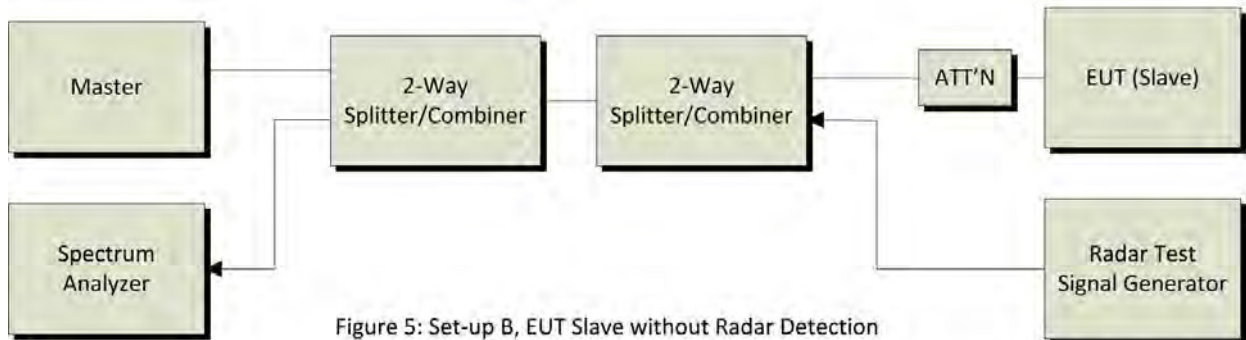


Figure 5: Set-up B, EUT Slave without Radar Detection

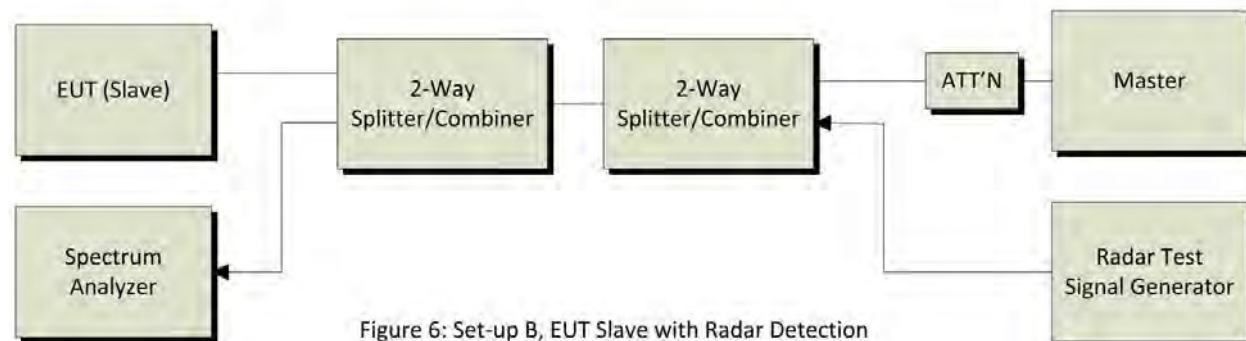


Figure 6: Set-up B, EUT Slave with Radar Detection

A full system calibration was performed on the test station and any resulting system losses (or gains) were taken into account in the production of all final measurement data.



**Title:** Aruba Networks, Inc. APIN0214, APIN0215  
**To:** FCC CFR 47 Part 15 Subpart E 15.407  
**Serial #:** ARUB206-U12\_DFS Rev A  
**Issue Date:** 6<sup>th</sup> May 2016  
**Page:** 18 of 163

Asset#	Description	Manufacturer	Model#	Serial#	Calibration Due Date
158	Barometer/Thermometer	Control Company	4196	E2846	01 Dec 2016
193	Receiver 20 Hz to 7 GHz	Rhode & Schwarz	ESI 7	838496/007	17 May 2016
299	Test Software DFS Test System	Aeroflex	DFS test Software	V2.7.0	Not Required
359	DFS System	Aeroflex	PXI-1042	300001/004	18 Jun 2016
417	Laptop for DFS with DFS software	Lenova	W520	DFS	Not Required
418	PCI-e interface card	National Instruments	Express 8360	174AAC5	Not Required
422	Splitter/Combiner	Pasternack	PE 2031	001	Cal when used
71	Spectrum Analyser 9KHz-50GHz	HP	8565E	3425A00181	06 Aug 2016
DFS PCIe#1	PCIe cable for Aeroflex	National Instruments	PCIe cable	None	Not Required
DFS SMA#1	SMA Cable for DFS	Megaphase	SMA Cable	None	Cal when used
DFS SMA#2	SMA Cable for DFS	Megaphase	SMA Cable	None	Cal when used
DFS SMA#3	SMA Cable for DFS	Megaphase	SMA Cable	None	Cal when used
DFS SMA#4	SMA Cable for DFS	Megaphase	SMA Cable	None	Cal when used

This test report may be reproduced in full only. The document may only be updated by MiCOM Labs personnel. All changes will be noted in the Document History section of the report.



## 8. TEST METHODOLOGY

### 8.1. Dynamic Frequency Selection (DFS) Overview

A U-NII network will employ a DFS function to detect signals from radar systems and to avoid co-channel operation with these systems. This applies to the 5250-5350 MHz and/or 5470-5725 MHz bands. Within the context of the operation of the DFS function, a U-NII device will operate in either Master Mode or Client Mode. U-NII devices operating in Client Mode can only operate in a network controlled by a U-NII device operating in Master Mode. The following tables summarize the requirements.

Requirement	Master Device or Client with Radar Detection	Client without Radar Detection
	Operational Mode	
DFS Detection Threshold	Yes	Not Required
Channel Closing Transmission Time	Yes	Yes
Channel Move Time	Yes	Yes
U-NII Detection Bandwidth	Yes	Not Required

Additional requirements for devices with multiple bandwidth modes	Master Device or Client with Radar Detection	Client without Radar Detection
U-NII Detection Bandwidth and Statistical Performance Check	All BW modes must be tested	Not required
Channel Move Time and Channel Closing Transmission Time	Test using widest BW mode available	Test using the widest BW mode available for the link
All other tests	Any single BW mode	Not required

**NOTE:** Frequencies selected for statistical performance check should include several frequencies within the radar detection bandwidth and frequencies near the edge of the radar detection bandwidth. For 802.11 devices it is suggested to select frequencies in each of the bonded 20 MHz channels and the channel center frequency.



**Title:** Aruba Networks, Inc. APIN0214, APIN0215  
**To:** FCC CFR 47 Part 15 Subpart E 15.407  
**Serial #:** ARUB206-U12\_DFS Rev A  
**Issue Date:** 6<sup>th</sup> May 2016  
**Page:** 20 of 163

---

The operational behavior and individual DFS requirements associated with these modes are as follows:

#### **8.1.1. Master Devices**

- a) The Master Device will use DFS in order to detect Radar Waveforms with received signal strength above the DFS Detection Threshold in the 5250 – 5350 MHz and 5470 – 5725 MHz bands. DFS is not required in the 5150 – 5250 MHz or 5725 – 5850 MHz bands.
- b) Before initiating a network on a Channel, the Master Device will perform a Channel Availability Check for a specified time duration (Channel Availability Check Time) to ensure that there is no radar system operating on the Channel, using DFS described under subsection a) above.
- c) The Master Device initiates a U-NII network by transmitting control signals that will enable other U-NII devices to Associate with the Master Device.
- d) During normal operation, the Master Device will monitor the Channel (In-Service Monitoring) to ensure that there is no radar system operating on the Channel, using DFS described under a).
- e) If the Master Device has detected a Radar Waveform during In-Service Monitoring as described under d), the Operating Channel of the U-NII network is no longer an Available Channel. The Master Device will instruct all associated Client Device(s) to stop transmitting on this Channel within the Channel Move Time. The transmissions during the Channel Move Time will be limited to the Channel Closing Transmission Time.
- f) Once the Master Device has detected a Radar Waveform it will not utilize the Channel for the duration of the Non-Occupancy Period.
- g) If the Master Device delegates the In-Service Monitoring to a Client Device, then the combination will be tested to the requirements described under d) through f) above.

#### **8.1.2. Client Devices**

- a) A Client Device will not transmit before having received Master Device control signals
- b) A Client Device will stop all its transmissions whenever instructed by a Master Device to which it is associated and will meet the Channel Move Time and Channel Closing Transmission Time requirements. The Client Device will not resume any transmissions until it has again received control signals from a Master Device.
- c) If a Client Device is performing In-Service Monitoring and detects a Radar Waveform above the DFS Detection Threshold, it will inform the Master Device. This is equivalent to the Master Device detecting the Radar Waveform and d) through f) of section 5.1.1 apply.
- d) Irrespective of Client Device or Master Device detection the Channel Move Time and Channel Closing Transmission Time requirements remain the same.
- e) The client test frequency must be monitored to ensure no transmission of any type has occurred for 30 minutes. Note: If the client moves with the master, the device is considered compliant if nothing appears in the client non-occupancy period test. For devices that shutdown (rather than moving channels), no beacons should appear.

---

This test report may be reproduced in full only. The document may only be updated by MiCOM Labs personnel. All changes will be noted in the Document History section of the report.



## 8.2. DFS Detection Thresholds

The table below provides the DFS Detection Thresholds for Master Devices as well as Client Devices Incorporating In-Service Monitoring.

### DFS Detection Thresholds for Master Devices and Client Devices with Radar Detection

Maximum Transmit Power	Value (see Notes 1, 2 and 3)
EIRP $\geq$ 200 milliwatt	-64 dBm
EIRP $\leq$ 200 milliwatt and power density $\leq$ 10 dBm/MHz	-62 dBm
EIRP $\leq$ 200 milliwatt that do not meet the power spectral density requirement	-64 dBm

**NOTE 1:** This is the level at the input of the receiver assuming a 0 dBi receive antenna

**NOTE 2:** Throughout these test procedures an additional 1 dB has been added to the amplitude of the test transmission waveforms to account for variations in measurement equipment. This will ensure that the test signal is at or above the detection threshold level to trigger a DFS response.

**NOTE 3:** EIRP is based on the highest antenna gain. For MIMO devices refer to KDB Publication 662911 D01.



### 8.3. Response Requirements

The following table provides the response requirements for Master and Client Devices Incorporating DFS.

#### DFS Response Requirement Values

Parameter	Value
Non-Occupancy Period	Minimum 30 minutes
Channel Availability Check Time	60 seconds
Channel Move Time	10 seconds, see NOTE 1
Channel Closing Transmission Time	200 milliseconds + an aggregate of 60 milliseconds over remaining 10 second period, see NOTES 1 and 2
U-NII Detection Bandwidth	Minimum 100% of the U-NII 99% transmission power bandwidth, see NOTE 3

**NOTE 1:** Channel Move Time and the Channel Closing Transmission Time should be performed with Radar Type 0. The measurement timing begins at the end of the Radar Type 0 burst.

**NOTE 2:** The Channel Closing Transmission Time is comprised of 200 milliseconds starting at the beginning of the Channel Move Time plus any additional intermittent control signals required to facilitate a Channel move (an aggregate of 60 milliseconds) during the remainder of the 10 second period. The aggregate duration of control signals will not count quiet periods in between transmissions.

**NOTE 3:** During the U-NII Detection Bandwidth detection test, radar type 0 should be used. For each frequency step the minimum percentage of detection is 90 percent. Measurements are performed with no data traffic.



## 8.4. Radar Test Waveforms

This section provides the parameters for required test waveforms, minimum percentage of successful detections, and the minimum number of trials that must be used for determining DFS conformance. Step intervals of 0.1 microsecond for Pulse Width, 1 microsecond for PRI, 1 MHz for chirp width and 1 for the number of pulses will be utilized for the random determination of specific test waveforms.

### 8.4.1. Short Radar Pulses

#### Short Pulse Radar Test Waveforms

Radar Type	Pulse Width (μS)	PRI (μS)	Number of Pulses	Minimum Percentage of Successful Detection	Minimum Number of Trials
0	1	1428	18	See Note 1	See Note 1
1	1	Test A: 15 unique PRI values randomly selected from the list of 23 PRI values in Table 5a	Roundup $\left\{ \begin{array}{l} \left( \frac{1}{360} \right) \cdot \\ \left( \frac{19 \cdot 10^6}{\text{PRI}_{\mu\text{sec}}} \right) \end{array} \right\}$	60%	30
		Test B: 15 unique PRI values randomly selected in the range 518-3066 μS, with a minimum Inc.rement of 1 μS, excluding PRI values selected in Test A			
2	1-5	150-230	23-29	60%	30
3	6-10	200-500	16-18	60%	30
4	11-20	200-500	12-16	60%	30
Aggregate (Radar Types 1-4)				80%	120

Note 1: Short Radar Pulse Type 0 should be used for the Detection Bandwidth test, Channel Move Time and Channel Closing Time tests

A minimum of 30 unique waveforms are required for each of the Short Pulse Radar Types 2 through 4. If more than 30 waveforms are used for Short Pulse Radar Types 2 through 4, then each additional waveform must also be unique and not repeated from the previous waveforms. If more than 30 waveforms are used for Short Pulse Radar Type 1, then each additional waveform is generated with Test B and must also be unique and not repeated from the previous waveforms in Tests A or B.



#### 8.4.2. Long Radar Pulse Test

##### Long Pulse Radar Test Waveforms

Radar Type	Pulse Width (µsec)	Chirp Width (MHz)	PRI (µsec)	Number of Pulses per Burst	Number of Bursts	Minimum Percentage of Successful Detection	Minimum Trials
5	50-100	5-20	1000-2000	1-3	8-20	80%	30

The parameters for this waveform are randomly chosen. Thirty unique waveforms are required for the Long Pulse radar test signal. If more than 30 waveforms are used for the Long Pulse radar test signal, then each additional waveform must also be unique and not repeated from the previous waveforms.

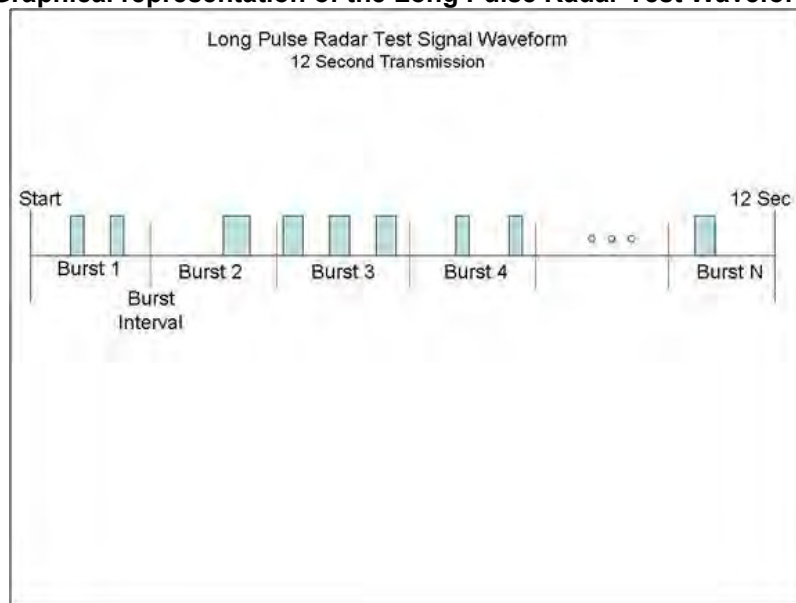
Each waveform is defined as follows:

- 1) The transmission period for the Long Pulse Radar test signal is 12 seconds.
- 2) There are a total of 8 to 20 Bursts in the 12 second period, with the number of Bursts being randomly chosen. This number is Burst Count.
- 3) Each Burst consists of 1 to 3 pulses, with the number of pulses being randomly chosen. Each Burst within the 12 second sequence may have a different number of pulses.
- 4) The pulse width is between 50 and 100 microseconds, with the pulse width being randomly chosen. Each pulse within a Burst will have the same pulse width. Pulses in different Bursts may have different pulse widths.
- 5) Each pulse has a linear frequency modulated chirp between 5 and 20 MHz, with the chirp width being randomly chosen. Each pulse within a transmission period will have the same chirp width. The chirp is centered on the pulse. For example, with a radar frequency of 5300 MHz and a 20 MHz chirped signal, the chirp starts at 5290 MHz and ends at 5310 MHz.
- 6) If more than one pulse is present in a Burst, the time between the pulses will be between 1000 and 2000 microseconds, with the time being randomly chosen. If three pulses are present in a Burst, the random time interval between the first and second pulses is chosen independently of the random time interval between the second and third pulses.
- 7) The 12 second transmission period is divided into even intervals. The number of intervals is equal to Burst Count. Each interval is of length  $(12,000,000 / \text{Burst Count})$  microseconds. Each interval contains one Burst. The start time for the Burst, relative to the beginning of the interval, is between 1 and  $[(12,000,000 / \text{Burst Count}) - (\text{Total Burst Length}) + (\text{One Random PRI Interval})]$  microseconds, with the start time being randomly chosen. The step interval for the start time is 1 microsecond. The start time for each Burst is chosen randomly.

**A representative example of a Long Pulse radar test waveform:**

1. The total test signal length is 12 seconds.
2. 8 Bursts are randomly generated for the Burst\_Count
3. Burst 1 has 2 randomly generated pulses.
4. The pulse width (for both pulses) is randomly selected to be 75 microseconds.
5. The PRI is randomly selected to be at 1213 microseconds.
6. Bursts 2 through 8 are generated using steps 3 – 5.
7. Each Burst is contained in even intervals of 1,500,000 microseconds. The starting location for Pulse 1, Burst 1 is randomly generated (1 to 1,500,000 minus the total Burst 1 length + 1 random PRI interval) at the 325,001 microsecond step. Bursts 2 through 8 randomly fall in successive 1,500,000 microsecond intervals (i.e. Burst 2 falls in the 1,500,001 – 3,000,000 microsecond range).

**Graphical representation of the Long Pulse Radar Test Waveform.**





### 8.4.3. Frequency Hopping Radar Test Waveform

Radar Type	Pulse Width (µsec)	PRI (µsec)	Pulses per Hop	Hopping Rate (kHz)	Hopping Sequence Length (msec)	Minimum Percentage of Successful Detection	Minimum Trials
6	1	333	9	.333	300	70%	30

For the Frequency Hopping Radar Type, the same Burst parameters are used for each waveform. The hopping sequence is different for each waveform and a 100-length segment is selected from the hopping sequence defined by the following algorithm:

The first frequency in a hopping sequence is selected randomly from the group of 475 integer frequencies from 5250 – 5724 MHz. Next, the frequency that was just chosen is removed from the group and a frequency is randomly selected from the remaining 474 frequencies in the group. This process continues until all 475 frequencies are chosen for the set. For selection of a random frequency, the frequencies remaining within the group are always treated as equally likely.

### 8.5. Radar Waveform Calibration

The following equipment setup was used to calibrate the Radar Waveform. A spectrum analyzer was used to establish the test signal level for each radar type. During this process there were no transmissions by either the Master or Client Device. The spectrum analyzer was switched to the zero span (Time Domain) mode at the frequency of the Radar Waveform generator. Peak detection was utilized. The spectrum analyzer resolution bandwidth (RBW) and video bandwidth (VBW) were set to 3 MHz.

The signal generator amplitude was set so that the power level measured at the spectrum analyzer was equal to the DFS detection threshold +1dB (Ref Section 9.2).



**Title:** Aruba Networks, Inc. APIN0214, APIN0215  
**To:** FCC CFR 47 Part 15 Subpart E 15.407  
**Serial #:** ARUB206-U12\_DFS Rev A  
**Issue Date:** 6<sup>th</sup> May 2016  
**Page:** 27 of 163

---

## **8.6. Test Program Details**

**EUT Type:** Master with radar detection

**Frequency band(s):** 5,250 - 5,350 MHz and 5,470 – 5,725 MHz

**Uniform Loading:** For the above frequency band(s) the manufacturer declared that the device provides an aggregate uniform loading of the spectrum across all devices by selecting an operating channel among the available channels using a random algorithm.

**Test Environment:** Conducted

**Antenna Gain used for Testing:** 2.0 dBi

[Repeat for each different operational mode]

**802.11a:** Transmit Power: 15 dBm Data Rate: 6 Mbit/s Duty Cycle: 20%

**802.11n HT-40:** Transmit Power: 15 dBm Data Rate: 18 Mbit/s Duty Cycle: 20%

**802.11ac-80:** Transmit Power: 15 dBm Data Rate: 24 Mbit/s Duty Cycle: 20%

**Number of Antenna Chains:** 3

### **Test Communication Throughput Methodology**

The requisite MPEG video file ("TestFile.mpg" available on the NTIA website at the following link <http://ntiacsd.ntia.doc.gov/dfs/>) is used during this video stream.

**EUT Software Version:** 6.4.2.0

**EUT Build number:** 45199

### **Test Environmental Conditions - Ambient:**

Temperature: 17 to 23 °C

Relative humidity: 31 to 57%

Pressure: 999 to 1012 mbar

---

This test report may be reproduced in full only. The document may only be updated by MiCOM Labs personnel. All changes will be noted in the Document History section of the report.



**Title:** Aruba Networks, Inc. APIN0214, APIN0215  
**To:** FCC CFR 47 Part 15 Subpart E 15.407  
**Serial #:** ARUB206-U12\_DFS Rev A  
**Issue Date:** 6<sup>th</sup> May 2016  
**Page:** 28 of 163

---

## **9. TEST RESULTS**

### **9.1. Dynamic Frequency Selection (DFS)**

#### **9.1.1. Channel Availability Check**

##### **9.1.1.1. Initial CAC**

This test verifies that the EUT does not emit pulse, control, or data signals on the test Channel until the power-up sequence has been completed and the U-NII device checks for Radar Waveforms for one minute on the test Channel. This test does not use any Radar Waveforms.

The EUT is instructed to power up at the appropriate center frequency. The spectrum analyzer is set on zero span with a 1 MHz resolution bandwidth and 260 second sweep time to monitor the RF output of the EUT during power up. The analyzer's sweep will be started the same time power is applied to the U-NII device.

The EUT should not transmit any pulse or data transmissions until at least 1 minute after the completion of the power-on cycle.

The first red vertical line shown on the following plot denotes the instant when the EUT starts its power-up sequence i.e. T0 (as defined within the FCC's KDB 905462 D02 Section 4.1). The power-up reference T0 is determined by the time it takes for the EUT to start "beaconing" i.e. initial beacon – 60 secs = end of power-up.

The Channel Availability Check Time commences at instant T0 and will end no sooner than T0 + 60 seconds. T0 + 60 is indicated on the plot by the second vertical line.

---

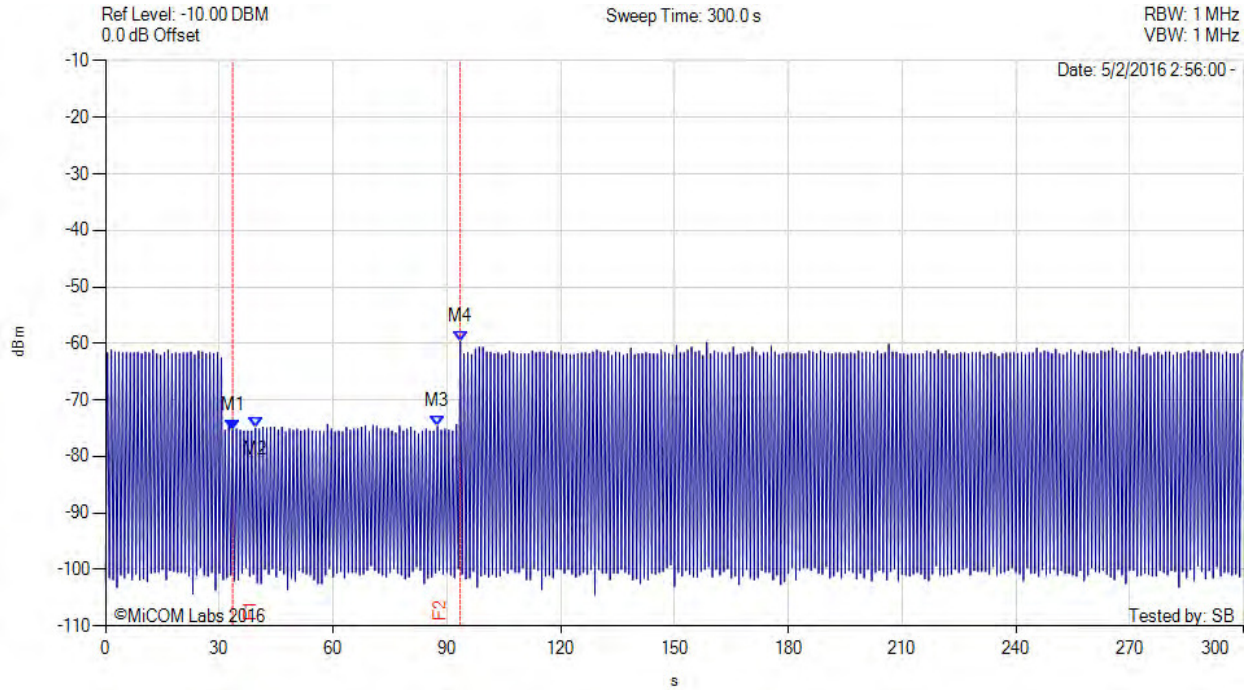
This test report may be reproduced in full only. The document may only be updated by MiCOM Labs personnel. All changes will be noted in the Document History section of the report.



INITIAL CAC



Variant: 802.11a, Channel: 5505.00 MHz, Data Rate: 6 Mbit/s, Duty Cycle : 20.00%, Antenna Gain: 2.00 dBi



Analyzer Setup	Marker:Time:Amplitude	Test Results
Detector = NRM Sweep Count = View RF Atten (dB) = 0 Trace Mode = 0	M1(5505.00 MHz) : 33.500 s : -75.330 dBm M2(5505.00 MHz) : 39.500 s : -75.000 dBm M3(5505.00 MHz) : 87.500 s : -74.660 dBm M4(5505.00 MHz) : 93.500 s : -59.660 dBm	Channel Frequency: 5505.00 MHz

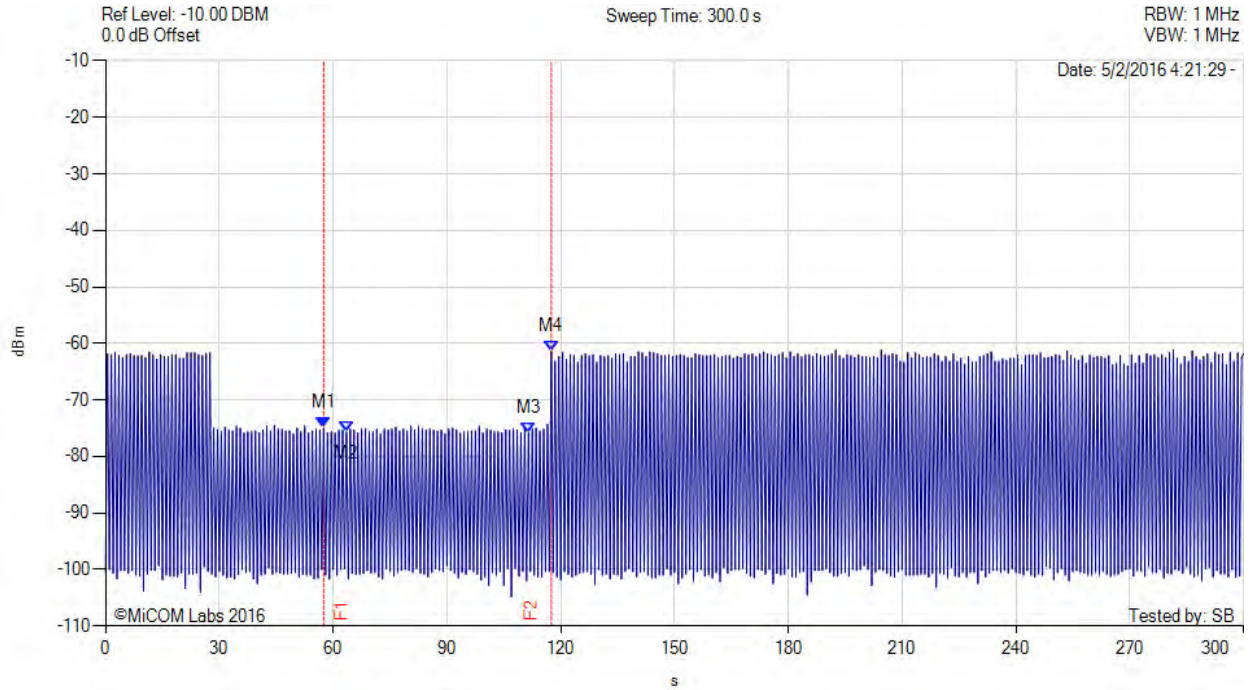
This test report may be reproduced in full only. The document may only be updated by MiCOM Labs personnel. All changes will be noted in the Document History section of the report.



INITIAL CAC



Variant: 802.11ac 80, Channel: 5520.00 MHz, Data Rate: 24 Mbit/s, Duty Cycle : 20.00%, Antenna Gain: 2.00 dBi



Analyzer Setup	Marker:Time:Amplitude	Test Results
Detector = NRM Sweep Count = View RF Atten (dB) = 0 Trace Mode = 0	M1(5520.00 MHz) : 57.500 s : -75.000 dBm M2(5520.00 MHz) : 63.500 s : -75.660 dBm M3(5520.00 MHz) : 111.500 s : -75.830 dBm M4(5520.00 MHz) : 117.500 s : -61.500 dBm	Channel Frequency: 5520.00 MHz

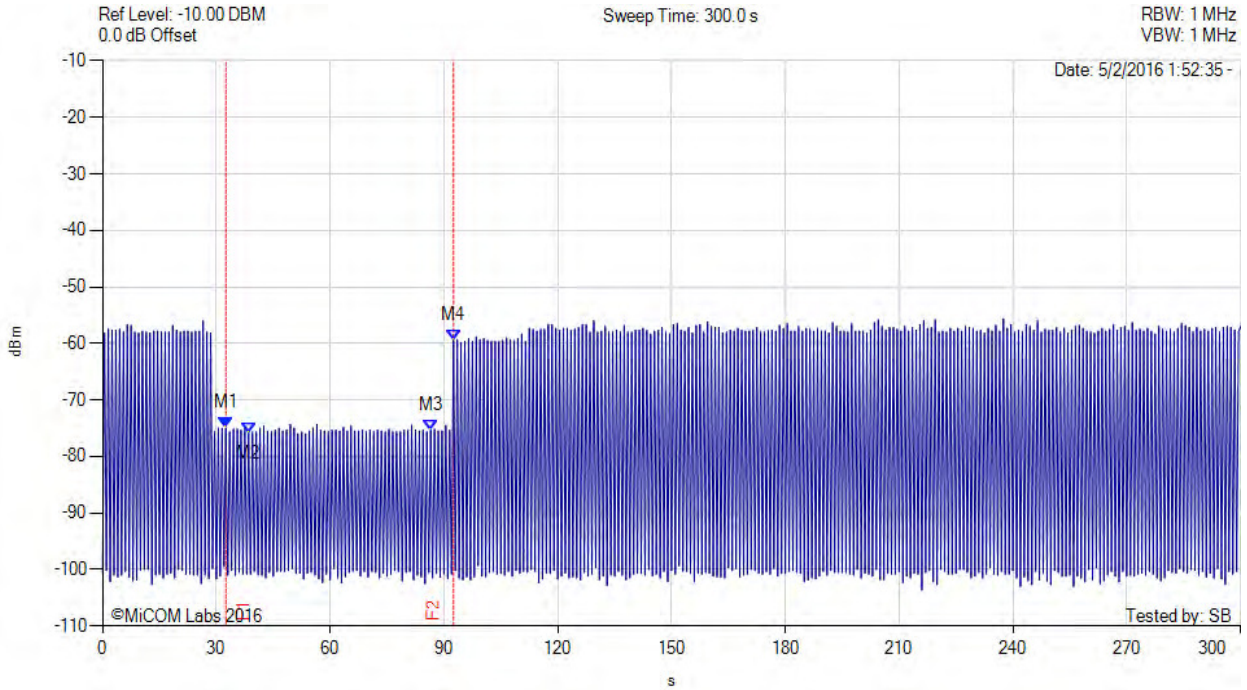
This test report may be reproduced in full only. The document may only be updated by MiCOM Labs personnel. All changes will be noted in the Document History section of the report.



INITIAL CAC



Variant: 802.11n HT40, Channel: 5500.00 MHz, Data Rate: 18 Mbit/s, Duty Cycle : 20.00%, Antenna Gain: 2.00 dBi



Analyzer Setup	Marker:Time:Amplitude	Test Results
Detector = NRM Sweep Count = View RF Atten (dB) = 0 Trace Mode = 0	M1(5500.00 MHz) : 32.500 s : -75.000 dBm M2(5500.00 MHz) : 38.500 s : -75.830 dBm M3(5500.00 MHz) : 86.500 s : -75.330 dBm M4(5500.00 MHz) : 92.500 s : -59.500 dBm	Channel Frequency: 5500.00 MHz

This test report may be reproduced in full only. The document may only be updated by MiCOM Labs personnel. All changes will be noted in the Document History section of the report.



**Title:** Aruba Networks, Inc. APIN0214, APIN0215  
**To:** FCC CFR 47 Part 15 Subpart E 15.407  
**Serial #:** ARUB206-U12\_DFS Rev A  
**Issue Date:** 6<sup>th</sup> May 2016  
**Page:** 32 of 163

---

#### **9.1.1.2. Beginning CAC**

The steps below define the procedure to verify successful radar detection on the selected Channel during a period equal to the Channel Availability Check Time and avoidance of operation on that Channel when a radar Burst with a level equal to the DFS Detection Threshold +1dB (Ref Section 9.2) occurs at the beginning of the Channel Availability Check Time.

A single Burst of short pulse of radar Type 1 will commence within a 6 second window starting at T0 (first red vertical marker line on the plot).

Visual indication on the EUT of successful detection of the radar Burst is recorded and reported. Observation of emissions at the appropriate center frequency will continue for 2.5 minutes after the radar burst has been generated.

T0 + 60 is indicated on the plot by the second vertical line.

---

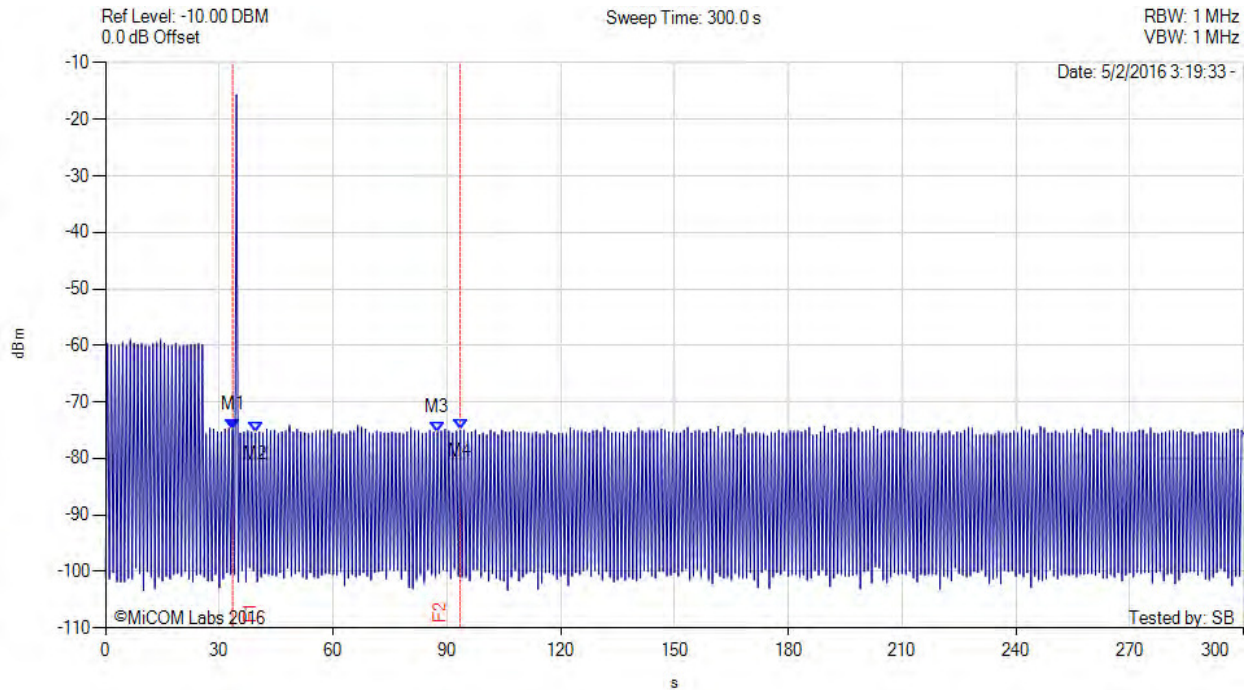
This test report may be reproduced in full only. The document may only be updated by MiCOM Labs personnel. All changes will be noted in the Document History section of the report.



BEGINNING CAC



Variant: 802.11a, Channel: 5505.00 MHz, Data Rate: 6 Mbit/s, Duty Cycle : 20.00%, Antenna Gain: 2.00 dBi



Analyzer Setup	Marker:Time:Amplitude	Test Results
Detector = NRM Sweep Count = View RF Atten (dB) = 0 Trace Mode = 0	M1(5505.00 MHz) : 33.500 s : -74.830 dBm M2(5505.00 MHz) : 39.500 s : -75.500 dBm M3(5505.00 MHz) : 87.500 s : -75.330 dBm M4(5505.00 MHz) : 93.500 s : -75.000 dBm	Channel Frequency: 5505.00 MHz

This test report may be reproduced in full only. The document may only be updated by MiCOM Labs personnel. All changes will be noted in the Document History section of the report.

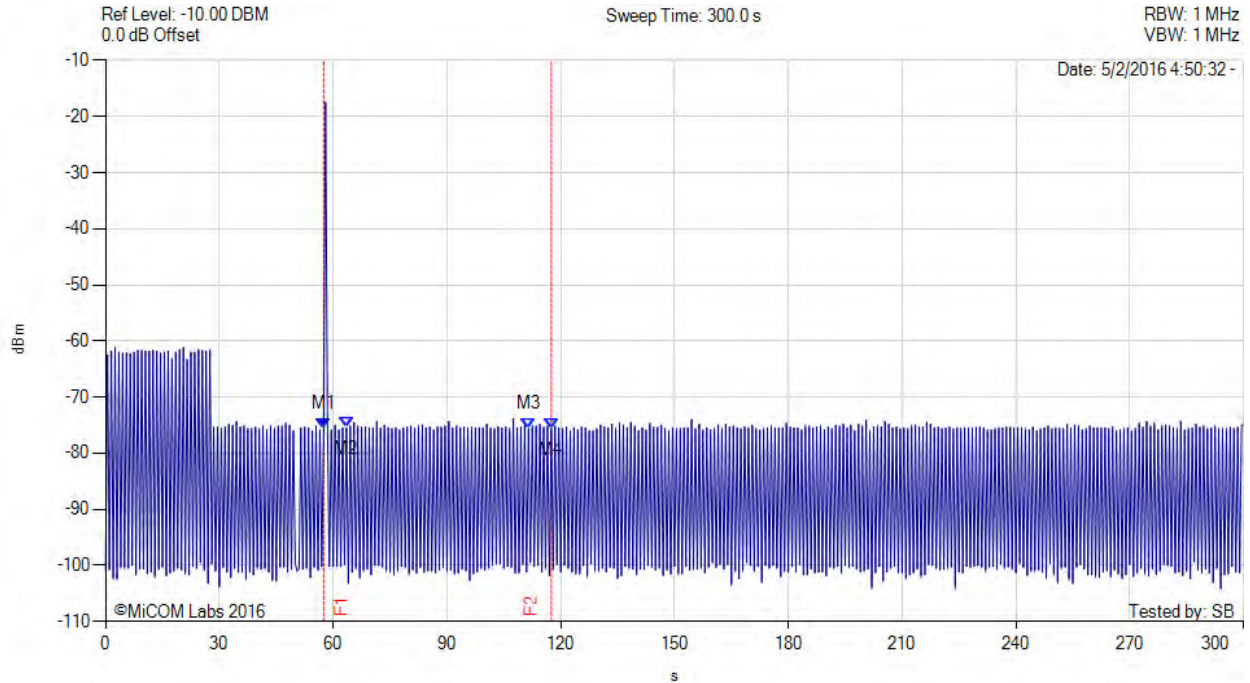


**Title:** Aruba Networks, Inc. APIN0214, APIN0215  
**To:** FCC CFR 47 Part 15 Subpart E 15.407  
**Serial #:** ARUB206-U12\_DFS Rev A  
**Issue Date:** 6<sup>th</sup> May 2016  
**Page:** 34 of 163

BEGINNING CAC



Variant: 802.11ac 80, Channel: 5520.00 MHz, Data Rate: 24 Mbit/s, Duty Cycle : 20.00%, Antenna Gain: 2.00 dBi



Analyzer Setup	Marker:Time:Amplitude	Test Results
Detector = NRM Sweep Count = View RF Atten (dB) = 0 Trace Mode = 0	M1(5520.00 MHz) : 57.500 s : -75.660 dBm M2(5520.00 MHz) : 63.500 s : -75.500 dBm M3(5520.00 MHz) : 111.500 s : -75.660 dBm M4(5520.00 MHz) : 117.500 s : -75.660 dBm	Channel Frequency: 5520.00 MHz

This test report may be reproduced in full only. The document may only be updated by MiCOM Labs personnel. All changes will be noted in the Document History section of the report.

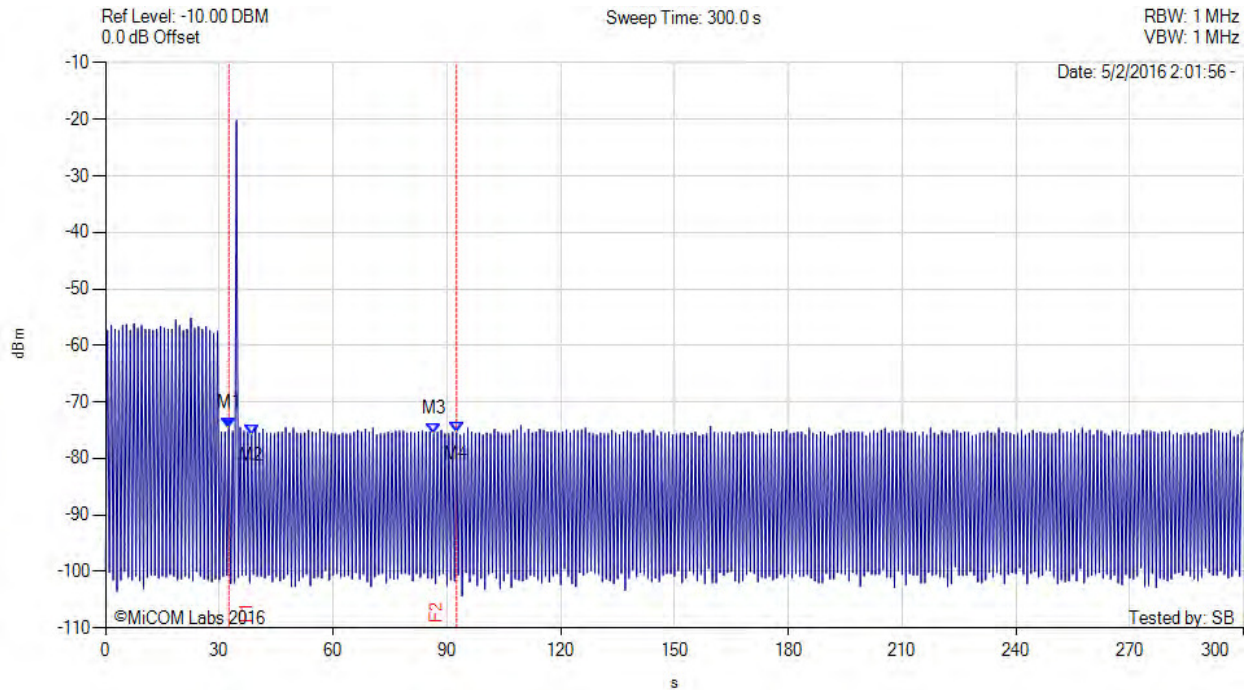


**Title:** Aruba Networks, Inc. APIN0214, APIN0215  
**To:** FCC CFR 47 Part 15 Subpart E 15.407  
**Serial #:** ARUB206-U12\_DFS Rev A  
**Issue Date:** 6<sup>th</sup> May 2016  
**Page:** 35 of 163

BEGINNING CAC



Variant: 802.11n HT40, Channel: 5500.00 MHz, Data Rate: 18 Mbit/s, Duty Cycle : 20.00%, Antenna Gain: 2.00 dBi



Analyzer Setup	Marker:Time:Amplitude	Test Results
Detector = NRM Sweep Count = View RF Atten (dB) = 0 Trace Mode = 0	M1(5500.00 MHz) : 32.500 s : -74.660 dBm M2(5500.00 MHz) : 38.500 s : -75.830 dBm M3(5500.00 MHz) : 86.500 s : -75.660 dBm M4(5500.00 MHz) : 92.500 s : -75.500 dBm	Channel Frequency: 5500.00 MHz

This test report may be reproduced in full only. The document may only be updated by MiCOM Labs personnel. All changes will be noted in the Document History section of the report.



**Title:** Aruba Networks, Inc. APIN0214, APIN0215  
**To:** FCC CFR 47 Part 15 Subpart E 15.407  
**Serial #:** ARUB206-U12\_DFS Rev A  
**Issue Date:** 6<sup>th</sup> May 2016  
**Page:** 36 of 163

---

### **9.1.1.3. End CAC**

The steps below define the procedure to verify successful radar detection on the selected Channel during a period equal to the Channel Availability Check Time and avoidance of operation on that Channel when a radar Burst with a level equal to the DFS Detection Threshold occurs at the end of the Channel Availability Check Time.

A single Burst of short pulse of radar Type 1 will commence within a 6 second window starting at  $T_0 + 54$  seconds. The window will commence at marker 3 and end at the red time line  $T_2$  ( $T_0 + 60$  secs)

Visual indication on the EUT of successful detection of the radar Burst is recorded and reported. Observation of emissions at the appropriate center frequency will continue for 2.5 minutes after the radar burst has been generated.

---

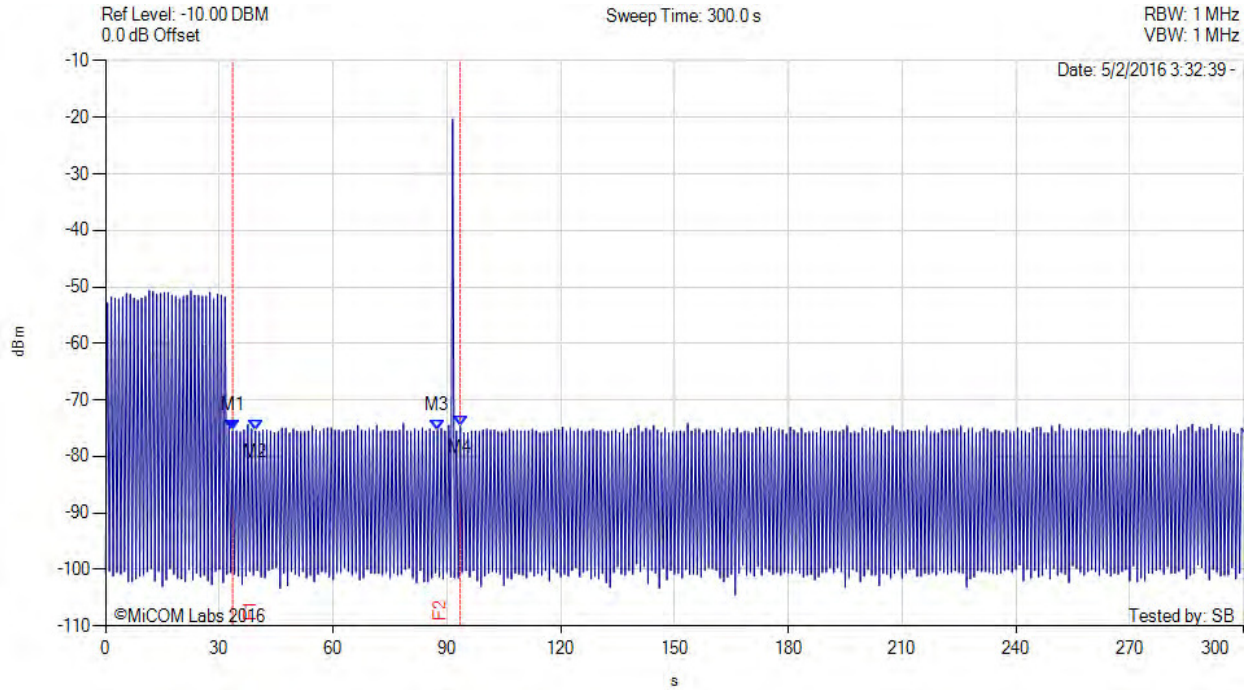
This test report may be reproduced in full only. The document may only be updated by MiCOM Labs personnel. All changes will be noted in the Document History section of the report.



END CAC



Variant: 802.11a, Channel: 5505.00 MHz, Data Rate: 6 Mbit/s, Duty Cycle : 20.00%, Antenna Gain: 2.00 dBi



Analyzer Setup	Marker:Time:Amplitude	Test Results
Detector = NRM Sweep Count = View RF Atten (dB) = 0 Trace Mode = 0	M1(5505.00 MHz) : 33.500 s : -75.500 dBm M2(5505.00 MHz) : 39.500 s : -75.500 dBm M3(5505.00 MHz) : 87.500 s : -75.330 dBm M4(5505.00 MHz) : 93.500 s : -74.660 dBm	Channel Frequency: 5505.00 MHz

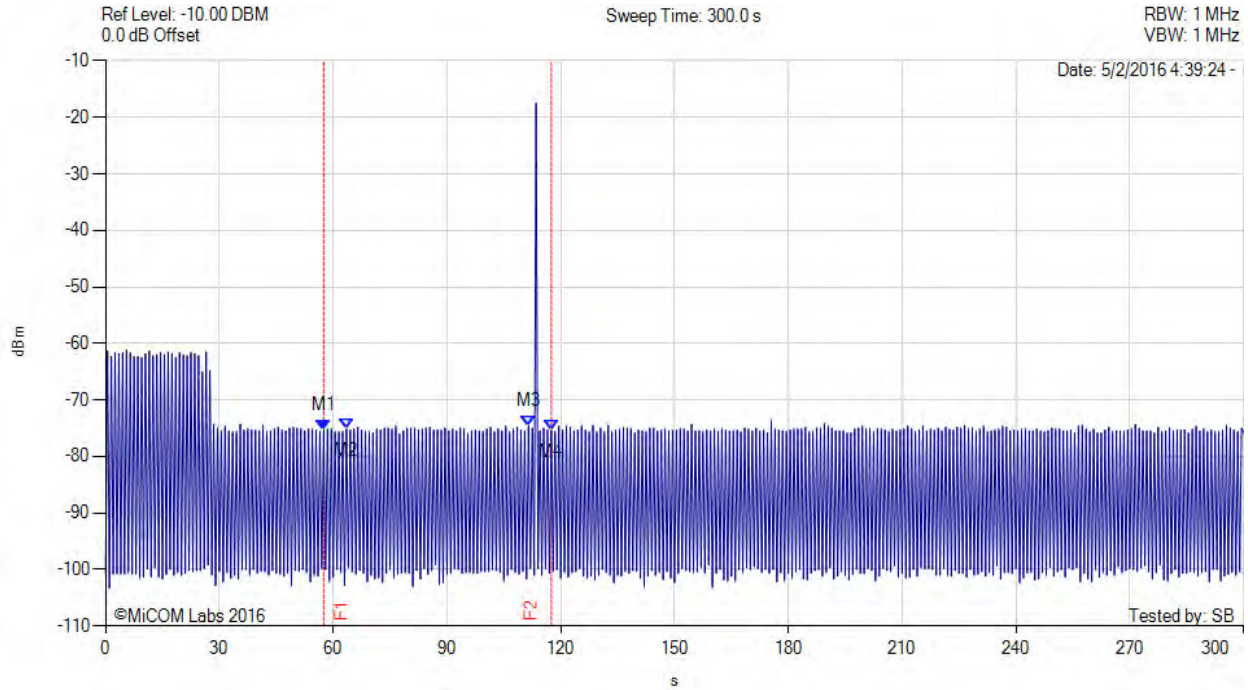
This test report may be reproduced in full only. The document may only be updated by MiCOM Labs personnel. All changes will be noted in the Document History section of the report.



END CAC



Variant: 802.11ac 80, Channel: 5520.00 MHz, Data Rate: 18 Mbit/s, Duty Cycle : 20.00%, Antenna Gain: 2.00 dBi



Analyzer Setup	Marker:Time:Amplitude	Test Results
Detector = NRM Sweep Count = View RF Atten (dB) = 0 Trace Mode = 0	M1(5520.00 MHz) : 57.500 s : -75.500 dBm M2(5520.00 MHz) : 63.500 s : -75.160 dBm M3(5520.00 MHz) : 111.500 s : -74.660 dBm M4(5520.00 MHz) : 117.500 s : -75.500 dBm	Channel Frequency: 5520.00 MHz

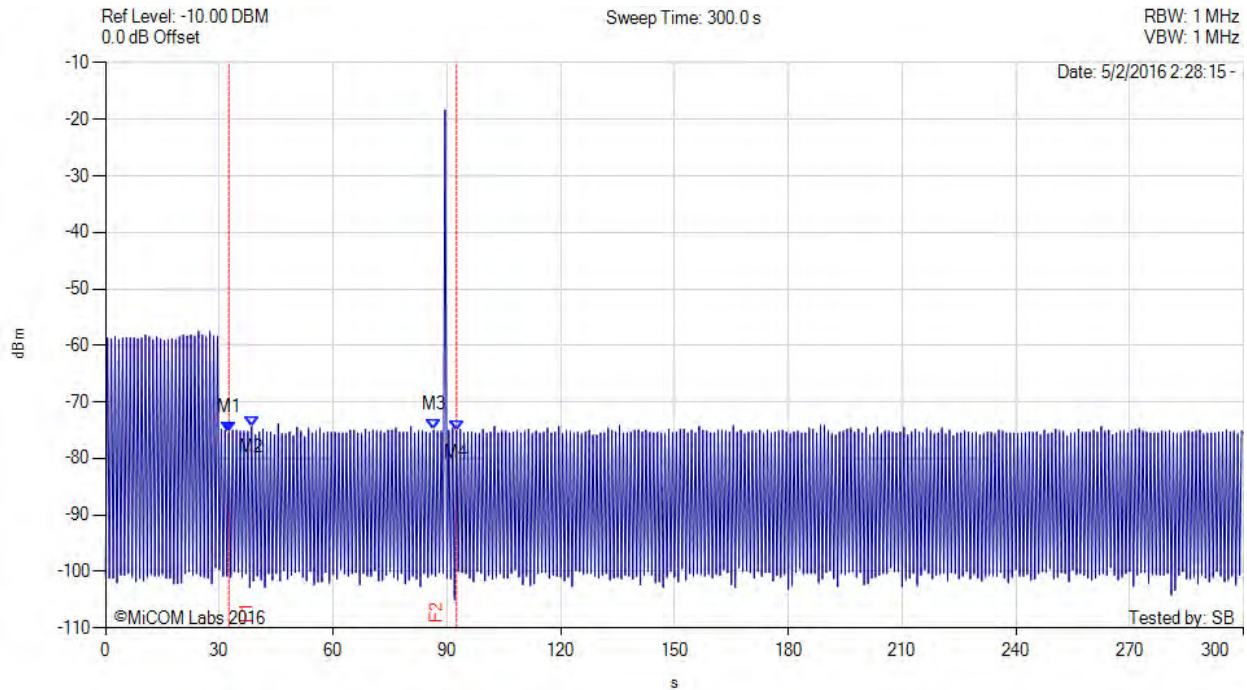
This test report may be reproduced in full only. The document may only be updated by MiCOM Labs personnel. All changes will be noted in the Document History section of the report.



END CAC



Variant: 802.11n HT40, Channel: 5500.00 MHz, Data Rate: 18 Mbit/s, Duty Cycle : 20.00%, Antenna Gain: 2.00 dBi



Analyzer Setup	Marker:Time:Amplitude	Test Results
Detector = NRM Sweep Count = View RF Atten (dB) = 0 Trace Mode = 0	M1(5500.00 MHz) : 32.500 s : -75.500 dBm M2(5500.00 MHz) : 38.500 s : -74.330 dBm M3(5500.00 MHz) : 86.500 s : -75.000 dBm M4(5500.00 MHz) : 92.500 s : -75.160 dBm	Channel Frequency: 5500.00 MHz

This test report may be reproduced in full only. The document may only be updated by MiCOM Labs personnel. All changes will be noted in the Document History section of the report.



**Title:** Aruba Networks, Inc. APIN0214, APIN0215  
**To:** FCC CFR 47 Part 15 Subpart E 15.407  
**Serial #:** ARUB206-U12\_DFS Rev A  
**Issue Date:** 6<sup>th</sup> May 2016  
**Page:** 40 of 163

---

### **9.1.2. Channel Close / Transmission Time**

The steps below define the procedure to determine the above mentioned parameters when a radar Burst with a level equal to the DFS Detection Threshold is generated on the Operating Channel of the U-NII device. The EUT will be associated with a support U-NII device in order to setup an appropriate transmission media in accordance with the FCC requirements.

#### **Channel Closing Transmission Time and Channel Move Time - Measurement**

The test system was set-up to capture all transmission data for access point events above a threshold level of -56 dBm. The test equipment time stamps all captured events.

A Type 0 waveform was introduced to the EUT, from which a 12 second transmission record was digitally captured. The start of the Type 0 radar waveform is indicated in the test result plot as "Start Waveform", the end of the waveform is indicated as "End waveform".

Channel Closing Transmission Time, and the Channel Move Time start immediately after the last radar pulse is transmitted.

The aggregate of all pulses seen after the end of the radar injection are measured as the "Channel Closing Transmission time", seen in the test plot as "10s total".

The last EUT activity after the end of the radar pulse is identified and used to determine the "Channel Move Time"

---

This test report may be reproduced in full only. The document may only be updated by MiCOM Labs personnel. All changes will be noted in the Document History section of the report.



## Frequency 5500 MHz Channel 100

The PXI system measures and aggregates the pulses occurring after the end of the radar pulse to determine the Channel Closing Transmission Time, it also records the total time where signals are present for the Channel Move Time.

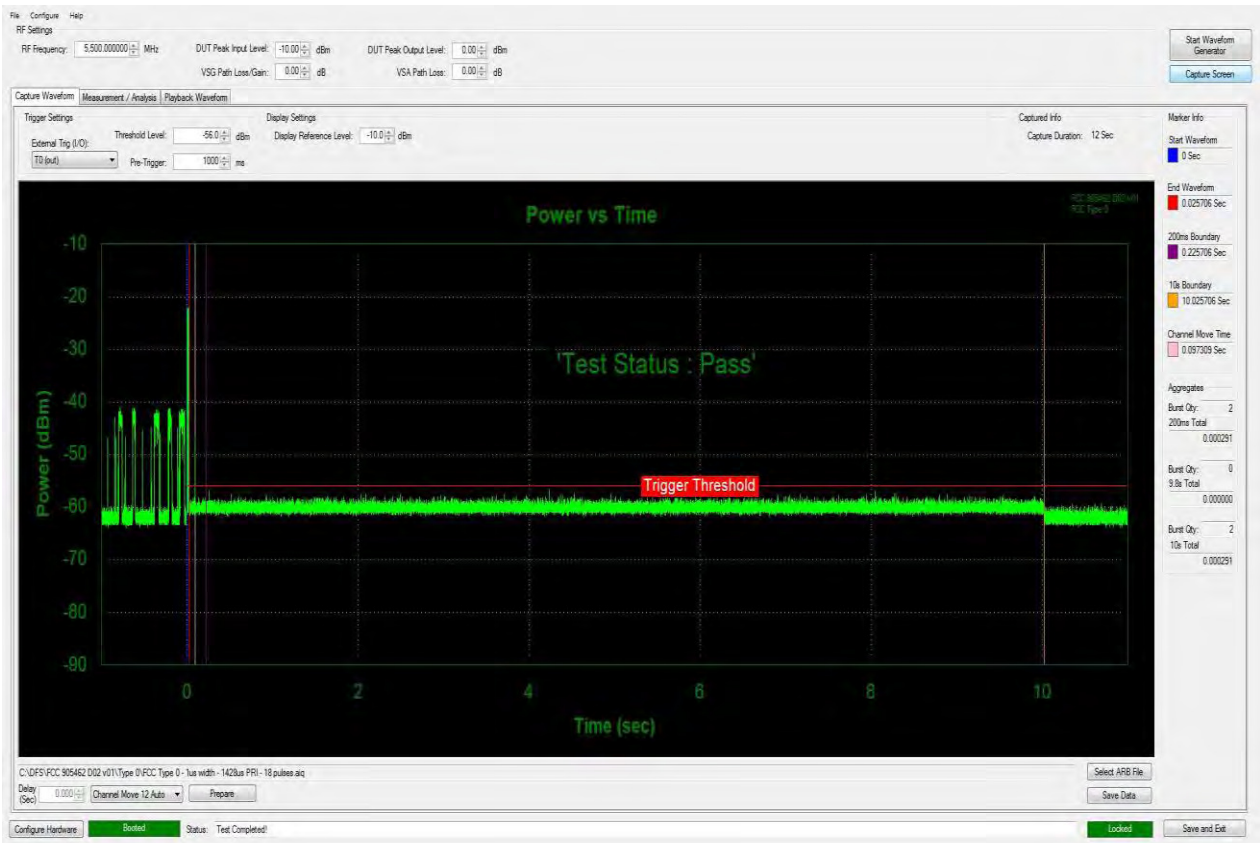
1) Channel Closing Transmission Time (limit is 260 milliseconds over 10 second period)

2) Channel Move Time (limit is 10 seconds)

1) Channel Closing Transmission Time = 0.291 mSec (limit 260 mSec)

2) Channel Move Time = 0.097309 Secs (limit is 10 seconds)

### Channel Move Time, Channel Closing Transmission Time for Type 1 Radar Captured by the Test System - 0-12 Seconds



This test report may be reproduced in full only. The document may only be updated by MiCOM Labs personnel. All changes will be noted in the Document History section of the report.



## Frequency 5530 MHz Channel 106

The PXI system measures and aggregates the pulses occurring after the end of the radar pulse to determine the Channel Closing Transmission Time, it also records the total time where signals are present for the Channel Move Time.

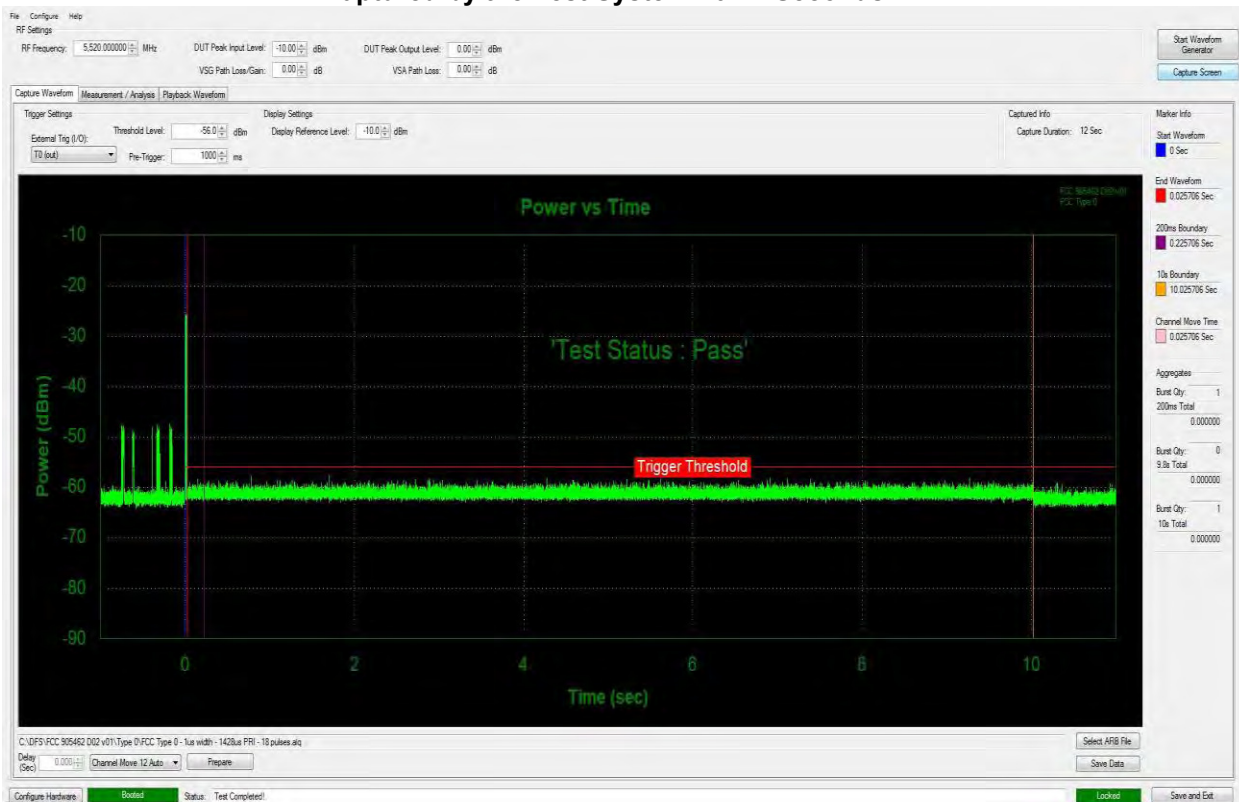
1) Channel Closing Transmission Time (limit is 260 milliseconds over 10 second period)

2) Channel Move Time (limit is 10 seconds)

1) Channel Closing Transmission Time = **0.000 mSecs (limit 250 mSec)**

2) Channel Move Time = **0.025706 Secs (limit is 10 seconds)**

### Channel Move Time, Channel Closing Transmission Time for Type 1 Radar Captured by the Test System - 0-12 Seconds



This test report may be reproduced in full only. The document may only be updated by MiCOM Labs personnel. All changes will be noted in the Document History section of the report.



## Frequency 5510 MHz Channel 102

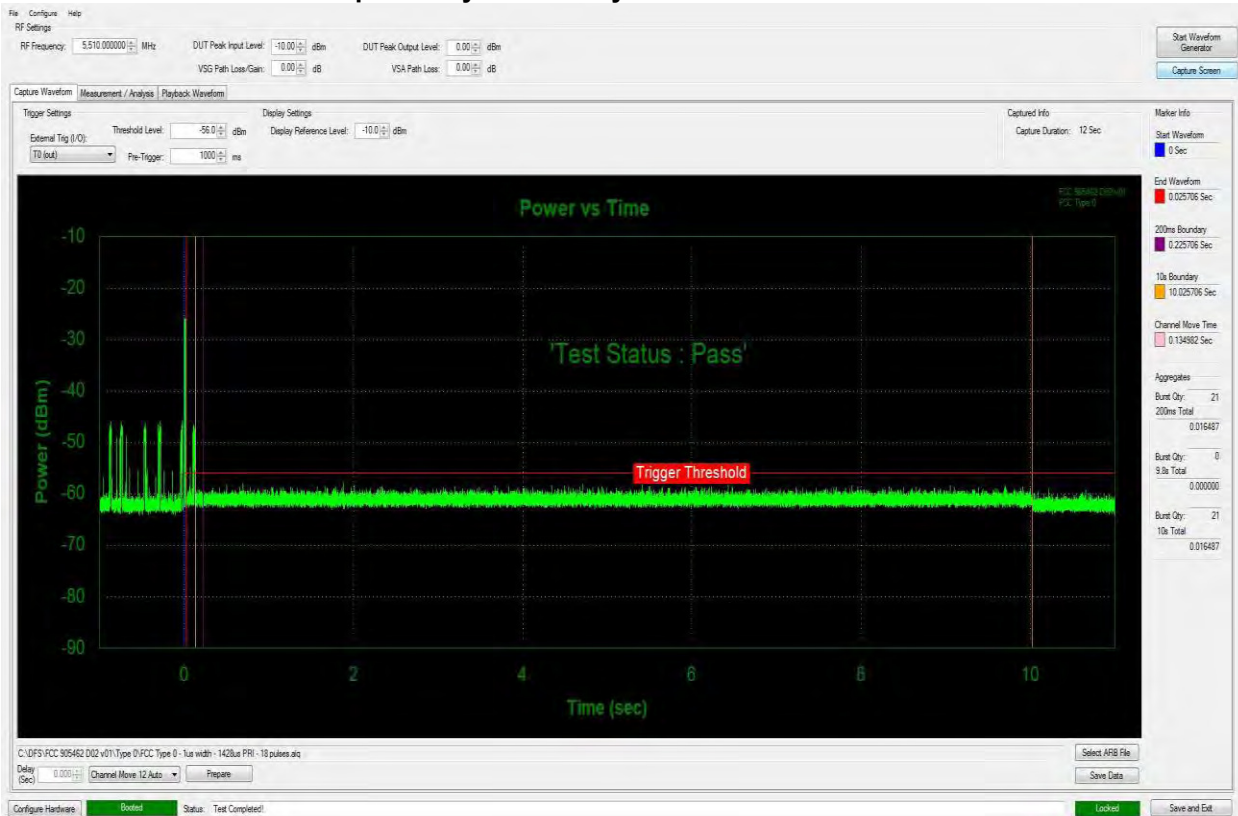
The PXI system measures and aggregates the pulses occurring after the end of the radar pulse to determine the Channel Closing Transmission Time, it also records the total time where signals are present for the Channel Move Time.

- 1) Channel Closing Transmission Time (limit is 260 milliseconds over 10 second period)
- 2) Channel Move Time (limit is 10 seconds)

**1) Channel Closing Transmission Time = 16.487 mSecs (limit 250 mSec)**

**2) Channel Move Time = 0.134982 Secs (limit is 10 seconds)**

### Channel Move Time, Channel Closing Transmission Time for Type 1 Radar Captured by the Test System - 0-12 Seconds

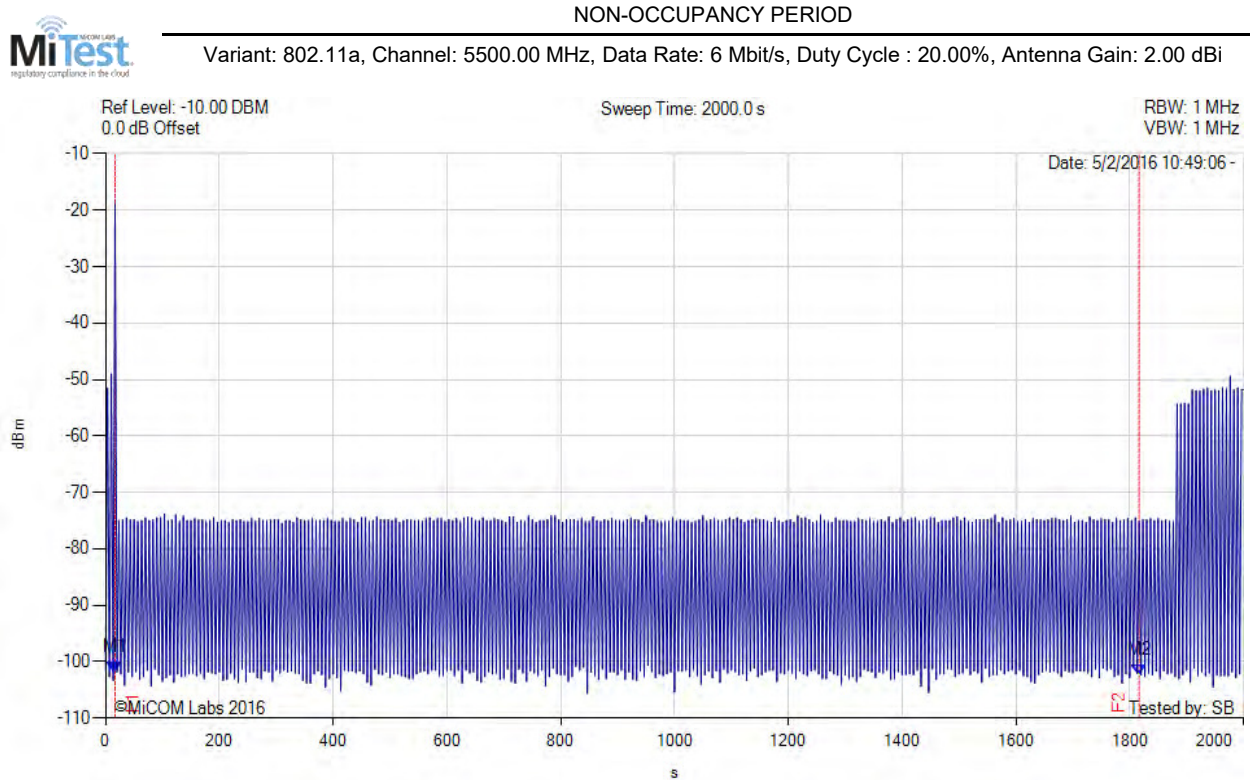


This test report may be reproduced in full only. The document may only be updated by MiCOM Labs personnel. All changes will be noted in the Document History section of the report.



### 9.1.3. Non-Occupancy Period

The EUT is monitored for more than 30 minutes following the channel close/move time to verify no transmissions resume on this Channel. There should be no transmissions on the frequency of interest during the non-occupancy period.



Analyzer Setup	Marker:Time:Amplitude	Test Results
Detector = NRM Sweep Count = View RF Atten (dB) = 0 Trace Mode = 0	M1(5500.00 MHz) : 16.670 s : -101.830 dBm M2(5500.00 MHz) : 1816.670 s : -102.330 dBm	Channel Frequency: 5500.00 MHz

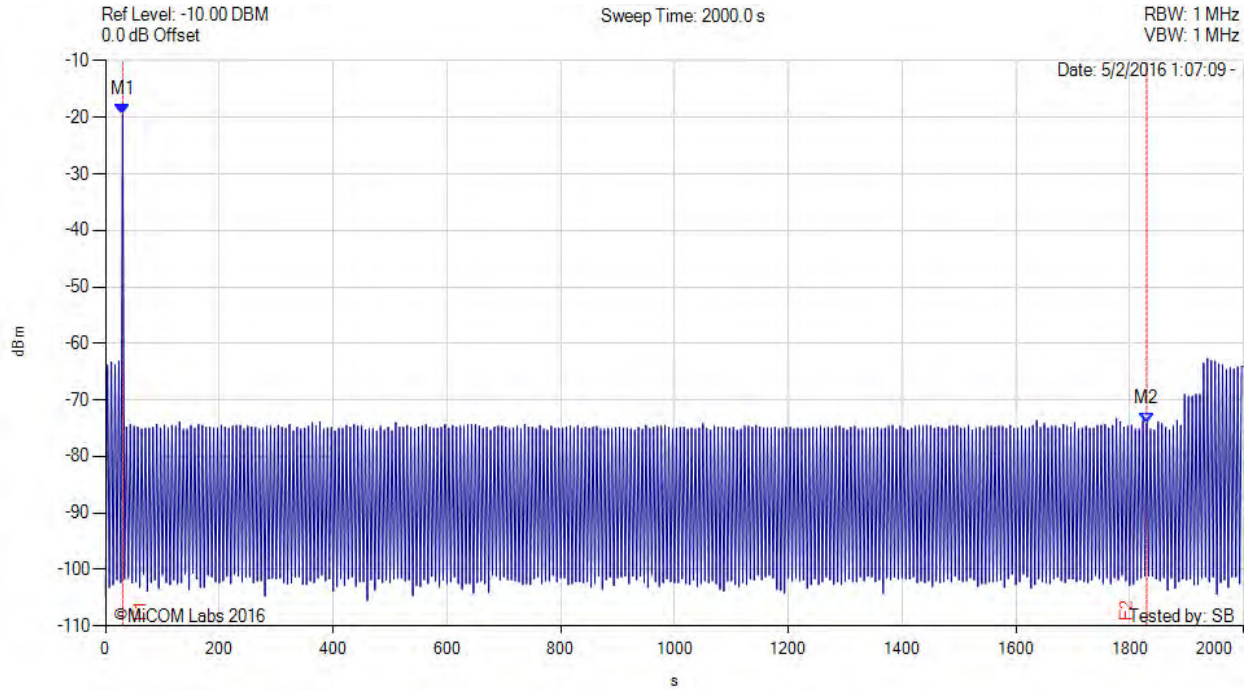
This test report may be reproduced in full only. The document may only be updated by MiCOM Labs personnel. All changes will be noted in the Document History section of the report.



NON-OCCUPANCY PERIOD



Variant: 802.11ac 80, Channel: 5500.00 MHz, Data Rate: 24 Mbit/s, Duty Cycle : 20.00%, Antenna Gain: 2.00 dBi



Analyzer Setup	Marker:Time:Amplitude	Test Results
Detector = NRM Sweep Count = View RF Atten (dB) = 0 Trace Mode = 0	M1(5530.00 MHz) : 30.000 s : -19.500 dBm M2(5530.00 MHz) : 1830.000 s : -74.160 dBm	Channel Frequency: 5500.00 MHz

This test report may be reproduced in full only. The document may only be updated by MiCOM Labs personnel. All changes will be noted in the Document History section of the report.

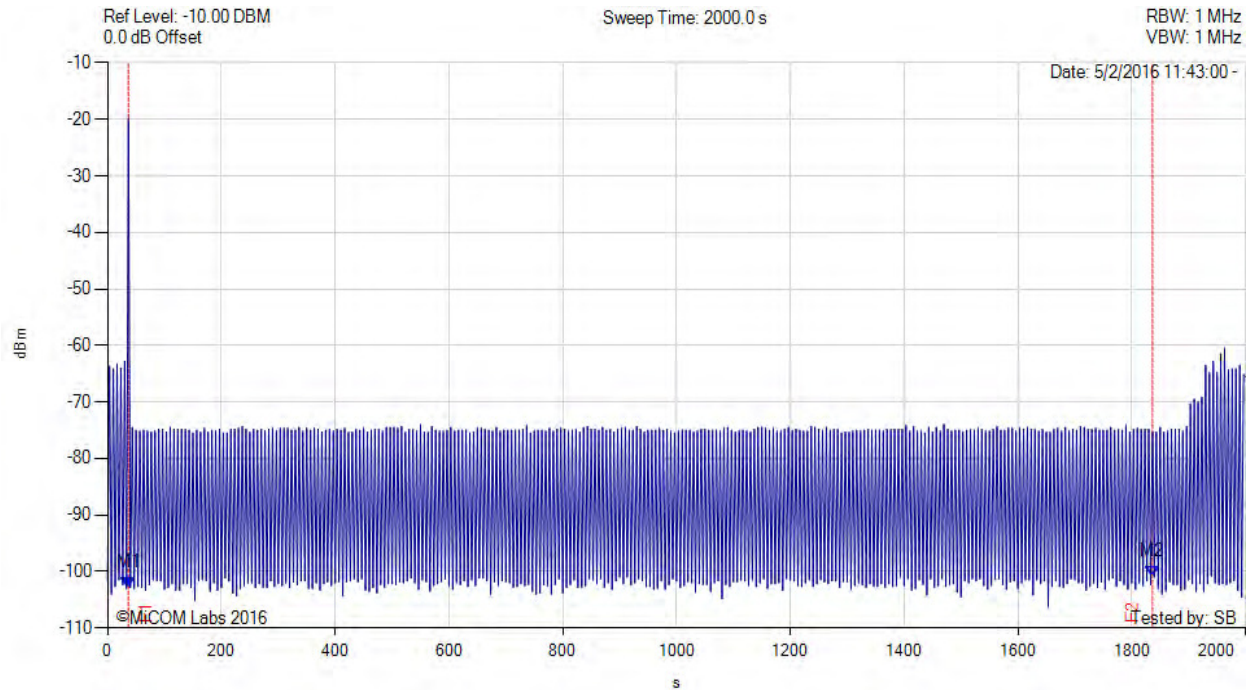


**Title:** Aruba Networks, Inc. APIN0214, APIN0215  
**To:** FCC CFR 47 Part 15 Subpart E 15.407  
**Serial #:** ARUB206-U12\_DFS Rev A  
**Issue Date:** 6<sup>th</sup> May 2016  
**Page:** 46 of 163

NON-OCCUPANCY PERIOD



Variant: 802.11n HT40, Channel: 5500.00 MHz, Data Rate: 18 Mbit/s, Duty Cycle : 20.00%, Antenna Gain: 2.00 dBi



Analyzer Setup	Marker:Time:Amplitude	Test Results
Detector = NRM Sweep Count = View RF Atten (dB) = 0 Trace Mode = 0	M1(5510.00 MHz) : 36.670 s : -102.830 dBm M2(5510.00 MHz) : 1836.670 s : -101.000 dBm	Channel Frequency: 5500.00 MHz

This test report may be reproduced in full only. The document may only be updated by MiCOM Labs personnel. All changes will be noted in the Document History section of the report.



#### **9.1.4. Probability of Detection**

The steps below define the procedure to determine the minimum percentage of detection when a radar burst with a level equal to the DFS Detection Threshold is generated on the Operating Channel of the U-NII device.

The Radar Waveform generator sends the individual waveform for each of the radar Types 1-6. Statistical data will be gathered to determine the ability of the device to detect the radar test waveforms. The device can utilize a test mode to demonstrate when detection occurs to prevent the need to reset the device between trial runs. The percentage of successful detection is calculated by:

$$\text{Total \# of detections} \div \text{Total \# of Trials} \times 100 = \text{Probability of Detection}$$

Each signature type was injected 10 times at the channel center, 10 times near the low band edge and 10 times near the high band edge.

The Minimum number of trails, percentage of successful detection and the average percentage of successful detection are found in the Radar Test Waveforms section.

The aggregate is the average of the percentage of successful detections of Short Pulse Radar Types 1-4. For example, the following table indicates how to compute the aggregate of percentage of successful detections;

#### **Example - Calculation of Aggregate Percentage**

<b>Radar Type</b>	<b>Number of Trials</b>	<b>Number of Successful Detections</b>	<b>Minimum Percentage of Successful Detections</b>
1	35	29	82.9%
2	30	18	60.0%
3	30	27	90.0%
4	30	44	88.0%
<b>Aggregate (82.9% + 60.0% + 90.0% + 88.0%) / 4 = 80.2%</b>			



**Title:** Aruba Networks, Inc. APIN0214, APIN0215  
**To:** FCC CFR 47 Part 15 Subpart E 15.407  
**Serial #:** ARUB206-U12\_DFS Rev A  
**Issue Date:** 6<sup>th</sup> May 2016  
**Page:** 48 of 163

20 MHz BW, 802.11a - 5500 MHz

Statistical Performance Check					
Radar Type	Number of Trials	Number of Successful Detections	Percentage of Successful Detections	Result	Data Link
Radar Type 0	30	30	100.00%	Complies	<a href="#">View Data</a>
Radar Type 1	30	29	96.67%	Complies	<a href="#">View Data</a>
Radar Type 2	30	27	90.00%	Complies	<a href="#">View Data</a>
Radar Type 3	30	26	86.67%	Complies	<a href="#">View Data</a>
Radar Type 4	30	25	83.33%	Complies	<a href="#">View Data</a>
<b>Aggregate (96.67% + 90.00% + 86.67% + 83.33%) / 4 = 89.17%</b>				Complies	--
Radar Type 5	30	26	86.67%	Complies	<a href="#">View Data</a>
Radar Type 6	30	30	100.00%	Complies	<a href="#">View Data</a>

80 MHz BW, 802.11ac 80 - 5530 MHz

Statistical Performance Check					
Radar Type	Number of Trials	Number of Successful Detections	Percentage of Successful Detections	Result	Data Link
Radar Type 0	30	27	90.00%	Complies	<a href="#">View Data</a>
Radar Type 1	30	27	90.00%	Complies	<a href="#">View Data</a>
Radar Type 2	30	25	83.33%	Complies	<a href="#">View Data</a>
Radar Type 3	30	27	90.00%	Complies	<a href="#">View Data</a>
Radar Type 4	30	25	83.33%	Complies	<a href="#">View Data</a>
<b>Aggregate (90.00% + 83.33% + 90.00% + 83.33%) / 4 = 86.67%</b>				Complies	--
Radar Type 5	30	27	90.00%	Complies	<a href="#">View Data</a>
Radar Type 6	30	30	100.00%	Complies	<a href="#">View Data</a>

This test report may be reproduced in full only. The document may only be updated by MiCOM Labs personnel. All changes will be noted in the Document History section of the report.



**Title:** Aruba Networks, Inc. APIN0214, APIN0215  
**To:** FCC CFR 47 Part 15 Subpart E 15.407  
**Serial #:** ARUB206-U12\_DFS Rev A  
**Issue Date:** 6<sup>th</sup> May 2016  
**Page:** 49 of 163

---

40 MHz BW, 802.11n HT40 - 5510 MHz

Statistical Performance Check					
Radar Type	Number of Trials	Number of Successful Detections	Percentage of Successful Detections	Result	Data Link
Radar Type 0	30	27	90.00%	Complies	<a href="#">View Data</a>
Radar Type 1	30	30	100.00%	Complies	<a href="#">View Data</a>
Radar Type 2	30	29	96.67%	Complies	<a href="#">View Data</a>
Radar Type 3	30	29	96.67%	Complies	<a href="#">View Data</a>
Radar Type 4	30	27	90.00%	Complies	<a href="#">View Data</a>
<b>Aggregate (100.00% + 96.67% + 96.67% + 90.00%) / 4 = 95.83%</b>				Complies	--
Radar Type 5	30	30	100.00%	Complies	<a href="#">View Data</a>
Radar Type 6	30	30	100.00%	Complies	<a href="#">View Data</a>

---

This test report may be reproduced in full only. The document may only be updated by MiCOM Labs personnel. All changes will be noted in the Document History section of the report.



**Title:** Aruba Networks, Inc. APIN0214, APIN0215  
**To:** FCC CFR 47 Part 15 Subpart E 15.407  
**Serial #:** ARUB206-U12\_DFS Rev A  
**Issue Date:** 6<sup>th</sup> May 2016  
**Page:** 50 of 163

---

**Equipment Configuration for Radar Type 0**

<b>Variant:</b>	802.11a	<b>Duty Cycle (%):</b>	20.00
<b>Data Rate:</b>	6 Mbit/s	<b>Antenna Gain (dBi):</b>	2.00
<b>Modulation:</b>	OFDM	<b>Beam Forming Gain (Y):</b>	Not Applicable
<b>Channel Frequency:</b>	5500.00 MHz	<b>Tested By:</b>	SB
<b>Engineering Test Notes:</b>			

**Test Measurement Results**

Pulse Width (us)	PRF (Hz)	PRI	# Pulses	Injections	Detections	Detection Rate	Result
1	700	1428	18	30	30	100.00%	See Agg.
<b>Aggregate:</b>				<b>30.00</b>	<b>30.00</b>	<b>100.00%</b>	<b>Pass</b>

---

This test report may be reproduced in full only. The document may only be updated by MiCOM Labs personnel. All changes will be noted in the Document History section of the report.



**Title:** Aruba Networks, Inc. APIN0214, APIN0215  
**To:** FCC CFR 47 Part 15 Subpart E 15.407  
**Serial #:** ARUB206-U12\_DFS Rev A  
**Issue Date:** 6<sup>th</sup> May 2016  
**Page:** 51 of 163

**Equipment Configuration for Radar Type 1**

<b>Variant:</b>	802.11a	<b>Duty Cycle (%):</b>	20.00
<b>Data Rate:</b>	6 Mbit/s	<b>Antenna Gain (dBi):</b>	2.00
<b>Modulation:</b>	OFDM	<b>Beam Forming Gain (Y):</b>	Not Applicable
<b>Channel Frequency:</b>	5500.00 MHz	<b>Tested By:</b>	SB
<b>Engineering Test Notes:</b>			

**Test Measurement Results**

Pulse Width (us)	PRF (Hz)	PRI	# Pulses	Injections	Detections	Detection Rate	Result
1	1139	878	61	1	1	100.00%	DETECTED
1	1193	838	63	1	1	100.00%	DETECTED
1	1567	638	83	1	1	100.00%	DETECTED
1	1730	578	92	1	1	100.00%	DETECTED
1	1792	558	95	1	1	100.00%	DETECTED
1	1475	678	78	1	1	100.00%	DETECTED
1	1222	818	65	1	1	100.00%	DETECTED
1	1393	718	74	1	1	100.00%	DETECTED
1	1253	798	67	1	1	100.00%	DETECTED
1	1672	598	89	1	1	100.00%	DETECTED
1	1319	758	70	1	1	100.00%	DETECTED
1	1166	858	62	1	1	100.00%	DETECTED
1	1520	658	81	1	1	100.00%	DETECTED
1	1859	538	99	1	1	100.00%	DETECTED
1	1355	738	72	1	1	100.00%	DETECTED
1	449	2228	24	1	1	100.00%	DETECTED
1	944	1059	50	1	1	100.00%	DETECTED
1	575	1740	31	1	1	100.00%	DETECTED
1	1245	803	66	1	1	100.00%	DETECTED
1	637	1571	34	1	1	100.00%	DETECTED
1	343	2914	19	1	1	100.00%	DETECTED
1	609	1642	33	1	1	100.00%	DETECTED
1	759	1318	41	1	1	100.00%	DETECTED
1	1451	689	77	1	1	100.00%	DETECTED
1	1244	804	66	1	1	100.00%	DETECTED
1	437	2286	24	1	1	100.00%	DETECTED
1	346	2887	19	1	1	100.00%	DETECTED
1	352	2840	19	1	1	100.00%	DETECTED
1	467	2142	25	1	1	100.00%	DETECTED
1	390	2566	21	1	0	0.00%	NOT DETECTED
<b>Aggregate:</b>				<b>30.00</b>	<b>29.00</b>	<b>96.67%</b>	<b>Pass</b>

This test report may be reproduced in full only. The document may only be updated by MiCOM Labs personnel. All changes will be noted in the Document History section of the report.



**Title:** Aruba Networks, Inc. APIN0214, APIN0215  
**To:** FCC CFR 47 Part 15 Subpart E 15.407  
**Serial #:** ARUB206-U12\_DFS Rev A  
**Issue Date:** 6<sup>th</sup> May 2016  
**Page:** 52 of 163

**Equipment Configuration for Radar Type 2**

<b>Variant:</b>	802.11a	<b>Duty Cycle (%):</b>	20.00
<b>Data Rate:</b>	6 Mbit/s	<b>Antenna Gain (dBi):</b>	2.00
<b>Modulation:</b>	OFDM	<b>Beam Forming Gain (Y):</b>	Not Applicable
<b>Channel Frequency:</b>	5500.00 MHz	<b>Tested By:</b>	SB
<b>Engineering Test Notes:</b>			

**Test Measurement Results**

Pulse Width (us)	PRF (Hz)	PRI	# Pulses	Injections	Detections	Detection Rate	Result
1.1	6667	150	27	1	1	100.00%	DETECTED
1.4	6667	150	26	1	1	100.00%	DETECTED
1.6	5988	167	26	1	1	100.00%	DETECTED
1.8	5051	198	29	1	1	100.00%	DETECTED
1.9	5917	169	27	1	1	100.00%	DETECTED
2.1	4405	227	28	1	1	100.00%	DETECTED
2.1	5435	184	25	1	1	100.00%	DETECTED
2.4	5952	168	24	1	1	100.00%	DETECTED
2.4	4831	207	28	1	1	100.00%	DETECTED
2.5	6024	166	24	1	1	100.00%	DETECTED
2.5	4926	203	23	1	1	100.00%	DETECTED
2.7	5076	197	25	1	1	100.00%	DETECTED
2.7	6452	155	24	1	1	100.00%	DETECTED
2.7	5780	173	23	1	1	100.00%	DETECTED
2.9	4673	214	29	1	1	100.00%	DETECTED
3.2	5525	181	28	1	0	0.00%	NOT DETECTED
3.3	6211	161	29	1	1	100.00%	DETECTED
3.3	6250	160	28	1	1	100.00%	DETECTED
3.3	5917	169	28	1	1	100.00%	DETECTED
3.3	6211	161	29	1	1	100.00%	DETECTED
3.4	4444	225	28	1	1	100.00%	DETECTED
3.5	5376	186	24	1	0	0.00%	NOT DETECTED
3.5	4464	224	24	1	1	100.00%	DETECTED
3.5	5988	167	23	1	1	100.00%	DETECTED
3.8	6250	160	26	1	1	100.00%	DETECTED
4	4673	214	28	1	1	100.00%	DETECTED
4.1	4950	202	28	1	1	100.00%	DETECTED
4.3	4444	225	25	1	1	100.00%	DETECTED
4.4	4651	215	25	1	0	0.00%	NOT DETECTED
4.7	6211	161	28	1	1	100.00%	DETECTED
<b>Aggregate:</b>				<b>30.00</b>	<b>27.00</b>	<b>90.00%</b>	<b>Pass</b>

This test report may be reproduced in full only. The document may only be updated by MiCOM Labs personnel. All changes will be noted in the Document History section of the report.



**Title:** Aruba Networks, Inc. APIN0214, APIN0215  
**To:** FCC CFR 47 Part 15 Subpart E 15.407  
**Serial #:** ARUB206-U12\_DFS Rev A  
**Issue Date:** 6<sup>th</sup> May 2016  
**Page:** 53 of 163

**Equipment Configuration for Radar Type 3**

<b>Variant:</b>	802.11a	<b>Duty Cycle (%):</b>	20.00
<b>Data Rate:</b>	6 Mbit/s	<b>Antenna Gain (dBi):</b>	2.00
<b>Modulation:</b>	OFDM	<b>Beam Forming Gain (Y):</b>	Not Applicable
<b>Channel Frequency:</b>	5500.00 MHz	<b>Tested By:</b>	SB
<b>Engineering Test Notes:</b>			

**Test Measurement Results**

Pulse Width (us)	PRF (Hz)	PRI	# Pulses	Injections	Detections	Detection Rate	Result
10	3663	273	18	1	1	100.00%	DETECTED
6.2	3788	264	17	1	1	100.00%	DETECTED
6.5	2375	421	17	1	1	100.00%	DETECTED
6.6	3521	284	18	1	1	100.00%	DETECTED
6.7	3788	264	16	1	1	100.00%	DETECTED
6.7	2933	341	16	1	1	100.00%	DETECTED
6.8	4115	243	18	1	1	100.00%	DETECTED
6.8	2232	448	18	1	1	100.00%	DETECTED
7	2208	453	16	1	1	100.00%	DETECTED
7.1	2096	477	17	1	1	100.00%	DETECTED
7.1	2933	341	18	1	1	100.00%	DETECTED
7.2	2427	412	16	1	1	100.00%	DETECTED
7.3	2660	376	17	1	0	0.00%	NOT DETECTED
7.4	2257	443	17	1	1	100.00%	DETECTED
7.4	2506	399	16	1	1	100.00%	DETECTED
7.4	4000	250	18	1	1	100.00%	DETECTED
7.5	3077	325	18	1	1	100.00%	DETECTED
7.7	2203	454	17	1	1	100.00%	DETECTED
7.7	2151	465	16	1	1	100.00%	DETECTED
7.8	3717	269	17	1	1	100.00%	DETECTED
8.2	2288	437	17	1	1	100.00%	DETECTED
8.4	2558	391	18	1	1	100.00%	DETECTED
8.5	2597	385	16	1	1	100.00%	DETECTED
9.2	2105	475	16	1	1	100.00%	DETECTED
9.4	2907	344	18	1	1	100.00%	DETECTED
9.4	3300	303	16	1	1	100.00%	DETECTED
9.5	2387	419	16	1	0	0.00%	NOT DETECTED
9.5	2203	454	17	1	1	100.00%	DETECTED
9.8	2309	433	16	1	0	0.00%	NOT DETECTED
9.8	2874	348	16	1	0	0.00%	NOT DETECTED
<b>Aggregate:</b>				<b>30.00</b>	<b>26.00</b>	<b>86.67%</b>	<b>Pass</b>

This test report may be reproduced in full only. The document may only be updated by MiCOM Labs personnel. All changes will be noted in the Document History section of the report.



**Title:** Aruba Networks, Inc. APIN0214, APIN0215  
**To:** FCC CFR 47 Part 15 Subpart E 15.407  
**Serial #:** ARUB206-U12\_DFS Rev A  
**Issue Date:** 6<sup>th</sup> May 2016  
**Page:** 54 of 163

**Equipment Configuration for Radar Type 4**

<b>Variant:</b>	802.11a	<b>Duty Cycle (%):</b>	20.00
<b>Data Rate:</b>	6 Mbit/s	<b>Antenna Gain (dBi):</b>	2.00
<b>Modulation:</b>	OFDM	<b>Beam Forming Gain (Y):</b>	Not Applicable
<b>Channel Frequency:</b>	5500.00 MHz	<b>Tested By:</b>	SB
<b>Engineering Test Notes:</b>			

**Test Measurement Results**

Pulse Width (us)	PRF (Hz)	PRI	# Pulses	Injections	Detections	Detection Rate	Result
11.2	4444	225	14	1	0	0.00%	NOT DETECTED
11.4	2165	462	12	1	1	100.00%	DETECTED
12	2320	431	13	1	1	100.00%	DETECTED
13.4	2179	459	15	1	1	100.00%	DETECTED
13.7	4202	238	15	1	1	100.00%	DETECTED
14.2	4695	213	12	1	1	100.00%	DETECTED
14.4	2242	446	12	1	1	100.00%	DETECTED
14.5	2439	410	14	1	1	100.00%	DETECTED
15.1	2320	431	12	1	1	100.00%	DETECTED
15.7	2004	499	14	1	1	100.00%	DETECTED
15.8	2028	493	14	1	1	100.00%	DETECTED
16.3	2865	349	13	1	1	100.00%	DETECTED
16.5	2899	345	13	1	1	100.00%	DETECTED
16.5	3333	300	16	1	1	100.00%	DETECTED
16.5	3115	321	15	1	1	100.00%	DETECTED
16.6	2950	339	15	1	1	100.00%	DETECTED
17.3	2653	377	12	1	1	100.00%	DETECTED
17.6	2041	490	14	1	0	0.00%	NOT DETECTED
17.6	2959	338	14	1	1	100.00%	DETECTED
17.6	2950	339	13	1	1	100.00%	DETECTED
17.8	4132	242	12	1	1	100.00%	DETECTED
17.9	2165	462	12	1	0	0.00%	NOT DETECTED
18	3012	332	12	1	1	100.00%	DETECTED
18.1	4525	221	13	1	1	100.00%	DETECTED
18.3	2353	425	12	1	1	100.00%	DETECTED
18.4	2611	383	14	1	0	0.00%	NOT DETECTED
18.7	4950	202	16	1	1	100.00%	DETECTED
18.9	2252	444	12	1	1	100.00%	DETECTED
19.2	2597	385	15	1	1	100.00%	DETECTED
19.7	2288	437	13	1	0	0.00%	NOT DETECTED
<b>Aggregate:</b>				<b>30.00</b>	<b>25.00</b>	<b>83.33%</b>	<b>Pass</b>

This test report may be reproduced in full only. The document may only be updated by MiCOM Labs personnel. All changes will be noted in the Document History section of the report.



**Title:** Aruba Networks, Inc. APIN0214, APIN0215  
**To:** FCC CFR 47 Part 15 Subpart E 15.407  
**Serial #:** ARUB206-U12\_DFS Rev A  
**Issue Date:** 6<sup>th</sup> May 2016  
**Page:** 55 of 163

**Equipment Configuration for Radar Type 5**

<b>Variant:</b>	802.11a	<b>Duty Cycle (%):</b>	26.00
<b>Data Rate:</b>	6 Mbit/s	<b>Antenna Gain (dBi):</b>	2.00
<b>Modulation:</b>	OFDM	<b>Beam Forming Gain (Y):</b>	Not Applicable
<b>Channel Frequency:</b>	5500.00 MHz	<b>Tested By:</b>	JK
<b>Engineering Test Notes:</b>			

**Test Measurement Results**

Burst Segment	Injections	Detections	Detection Rate	Result
Type 5 #0 5494.20	1	1	100.00%	DETECTED
Type 5 #1 5496.60	1	1	100.00%	DETECTED
Type 5 #2 5496.60	1	1	100.00%	DETECTED
Type 5 #3 5502.60	1	1	100.00%	DETECTED
Type 5 #4 5498.60	1	1	100.00%	DETECTED
Type 5 #5 5500.00	1	1	100.00%	DETECTED
Type 5 #6 5493.00	1	1	100.00%	DETECTED
Type 5 #7 5507.00	1	0	0.00%	NOT DETECTED
Type 5 #8 5503.00	1	1	100.00%	DETECTED
Type 5 #9 5495.80	1	1	100.00%	DETECTED
Type 5 #10 5495.00	1	0	0.00%	NOT DETECTED
Type 5 #11 5505.40	1	1	100.00%	DETECTED
Type 5 #12 5507.00	1	1	100.00%	DETECTED
Type 5 #13 5500.00	1	1	100.00%	DETECTED
Type 5 #14 5500.00	1	1	100.00%	DETECTED
Type 5 #15 5504.60	1	1	100.00%	DETECTED
Type 5 #16 5507.00	1	0	0.00%	NOT DETECTED
Type 5 #17 5500.00	1	1	100.00%	DETECTED
Type 5 #18 5502.60	1	1	100.00%	DETECTED
Type 5 #19 5495.40	1	0	0.00%	NOT DETECTED
Type 5 #20 5500.00	1	1	100.00%	DETECTED
Type 5 #21 5500.00	1	1	100.00%	DETECTED
Type 5 #22 5495.00	1	1	100.00%	DETECTED
Type 5 #23 5497.80	1	1	100.00%	DETECTED
Type 5 #24 5500.00	1	1	100.00%	DETECTED
Type 5 #25 5500.00	1	1	100.00%	DETECTED
Type 5 #26 5505.40	1	1	100.00%	DETECTED
Type 5 #27 5500.00	1	1	100.00%	DETECTED
Type 5 #28 5505.40	1	1	100.00%	DETECTED
Type 5 #29 5500.00	1	1	100.00%	DETECTED
<b>Aggregate:</b>	<b>30.00</b>	<b>26.00</b>	<b>86.67%</b>	<b>Pass</b>

This test report may be reproduced in full only. The document may only be updated by MiCOM Labs personnel. All changes will be noted in the Document History section of the report.



**Title:** Aruba Networks, Inc. APIN0214, APIN0215  
**To:** FCC CFR 47 Part 15 Subpart E 15.407  
**Serial #:** ARUB206-U12\_DFS Rev A  
**Issue Date:** 6<sup>th</sup> May 2016  
**Page:** 56 of 163

**Equipment Configuration for Radar Type 6**

<b>Variant:</b>	802.11a	<b>Duty Cycle (%):</b>	26.00
<b>Data Rate:</b>	6 Mbit/s	<b>Antenna Gain (dBi):</b>	2.00
<b>Modulation:</b>	OFDM	<b>Beam Forming Gain (Y):</b>	Not Applicable
<b>Channel Frequency:</b>	5500.00 MHz	<b>Tested By:</b>	JK
<b>Engineering Test Notes:</b>			

**Test Measurement Results**

Burst Segment	Detections	Injection #	Detection Rate	Pass/Fail
Type 6 #1	1	1	100.00%	DETECTED
Type 6 #2	1	1	100.00%	DETECTED
Type 6 #3	1	1	100.00%	DETECTED
Type 6 #4	1	1	100.00%	DETECTED
Type 6 #5	1	1	100.00%	DETECTED
Type 6 #6	1	1	100.00%	DETECTED
Type 6 #7	1	1	100.00%	DETECTED
Type 6 #8	1	1	100.00%	DETECTED
Type 6 #9	1	1	100.00%	DETECTED
Type 6 #10	1	1	100.00%	DETECTED
Type 6 #11	1	1	100.00%	DETECTED
Type 6 #12	1	1	100.00%	DETECTED
Type 6 #13	1	1	100.00%	DETECTED
Type 6 #14	1	1	100.00%	DETECTED
Type 6 #15	1	1	100.00%	DETECTED
Type 6 #16	1	1	100.00%	DETECTED
Type 6 #17	1	1	100.00%	DETECTED
Type 6 #18	1	1	100.00%	DETECTED
Type 6 #19	1	1	100.00%	DETECTED
Type 6 #20	1	1	100.00%	DETECTED
Type 6 #21	1	1	100.00%	DETECTED
Type 6 #22	1	1	100.00%	DETECTED
Type 6 #23	1	1	100.00%	DETECTED
Type 6 #24	1	1	100.00%	DETECTED
Type 6 #25	1	1	100.00%	DETECTED
Type 6 #26	1	1	100.00%	DETECTED
Type 6 #27	1	1	100.00%	DETECTED
Type 6 #28	1	1	100.00%	DETECTED
Type 6 #29	1	1	100.00%	DETECTED
Type 6 #30	1	1	100.00%	DETECTED
<b>Aggregate:</b>	<b>30.00</b>	<b>30.00</b>	<b>100.00%</b>	<b>Pass</b>

This test report may be reproduced in full only. The document may only be updated by MiCOM Labs personnel. All changes will be noted in the Document History section of the report.



**Title:** Aruba Networks, Inc. APIN0214, APIN0215  
**To:** FCC CFR 47 Part 15 Subpart E 15.407  
**Serial #:** ARUB206-U12\_DFS Rev A  
**Issue Date:** 6<sup>th</sup> May 2016  
**Page:** 57 of 163

---

**Equipment Configuration for Radar Type 0**

<b>Variant:</b>	802.11ac 80	<b>Duty Cycle (%):</b>	20.00
<b>Data Rate:</b>	24 Mbit/s	<b>Antenna Gain (dBi):</b>	2.00
<b>Modulation:</b>	OFDM	<b>Beam Forming Gain (Y):</b>	Not Applicable
<b>Channel Frequency:</b>	5530.00 MHz	<b>Tested By:</b>	SB
<b>Engineering Test Notes:</b>			

**Test Measurement Results**

Pulse Width (us)	PRF (Hz)	PRI	# Pulses	Injections	Detections	Detection Rate	Result
1	700	1428	18	30	27	90.00%	See Agg.
<b>Aggregate:</b>				<b>30.00</b>	<b>27.00</b>	<b>90.00%</b>	<b>Pass</b>

---

This test report may be reproduced in full only. The document may only be updated by MiCOM Labs personnel. All changes will be noted in the Document History section of the report.



**Title:** Aruba Networks, Inc. APIN0214, APIN0215  
**To:** FCC CFR 47 Part 15 Subpart E 15.407  
**Serial #:** ARUB206-U12\_DFS Rev A  
**Issue Date:** 6<sup>th</sup> May 2016  
**Page:** 58 of 163

**Equipment Configuration for Radar Type 1**

<b>Variant:</b>	802.11ac 80	<b>Duty Cycle (%):</b>	20.00
<b>Data Rate:</b>	24 Mbit/s	<b>Antenna Gain (dBi):</b>	2.00
<b>Modulation:</b>	OFDM	<b>Beam Forming Gain (Y):</b>	Not Applicable
<b>Channel Frequency:</b>	5530.00 MHz	<b>Tested By:</b>	SB
<b>Engineering Test Notes:</b>			

**Test Measurement Results**

Pulse Width (us)	PRF (Hz)	PRI	# Pulses	Injections	Detections	Detection Rate	Result
1	1139	878	61	1	1	100.00%	DETECTED
1	1193	838	63	1	1	100.00%	DETECTED
1	1567	638	83	1	1	100.00%	DETECTED
1	1730	578	92	1	1	100.00%	DETECTED
1	1792	558	95	1	1	100.00%	DETECTED
1	1475	678	78	1	1	100.00%	DETECTED
1	1222	818	65	1	1	100.00%	DETECTED
1	1393	718	74	1	1	100.00%	DETECTED
1	1253	798	67	1	1	100.00%	DETECTED
1	1672	598	89	1	1	100.00%	DETECTED
1	1319	758	70	1	1	100.00%	DETECTED
1	1166	858	62	1	1	100.00%	DETECTED
1	1520	658	81	1	1	100.00%	DETECTED
1	1859	538	99	1	1	100.00%	DETECTED
1	1355	738	72	1	1	100.00%	DETECTED
1	449	2228	24	1	1	100.00%	DETECTED
1	944	1059	50	1	0	0.00%	NOT DETECTED
1	575	1740	31	1	1	100.00%	DETECTED
1	1245	803	66	1	1	100.00%	DETECTED
1	637	1571	34	1	1	100.00%	DETECTED
1	343	2914	19	1	1	100.00%	DETECTED
1	609	1642	33	1	0	0.00%	NOT DETECTED
1	759	1318	41	1	1	100.00%	DETECTED
1	1451	689	77	1	0	0.00%	NOT DETECTED
1	1244	804	66	1	1	100.00%	DETECTED
1	437	2286	24	1	1	100.00%	DETECTED
1	346	2887	19	1	1	100.00%	DETECTED
1	352	2840	19	1	1	100.00%	DETECTED
1	467	2142	25	1	1	100.00%	DETECTED
1	390	2566	21	1	1	100.00%	DETECTED
<b>Aggregate:</b>				<b>30.00</b>	<b>27.00</b>	<b>90.00%</b>	<b>Pass</b>

This test report may be reproduced in full only. The document may only be updated by MiCOM Labs personnel. All changes will be noted in the Document History section of the report.



**Title:** Aruba Networks, Inc. APIN0214, APIN0215  
**To:** FCC CFR 47 Part 15 Subpart E 15.407  
**Serial #:** ARUB206-U12\_DFS Rev A  
**Issue Date:** 6<sup>th</sup> May 2016  
**Page:** 59 of 163

**Equipment Configuration for Radar Type 2**

<b>Variant:</b>	802.11ac 80	<b>Duty Cycle (%):</b>	20.00
<b>Data Rate:</b>	24 Mbit/s	<b>Antenna Gain (dBi):</b>	2.00
<b>Modulation:</b>	OFDM	<b>Beam Forming Gain (Y):</b>	Not Applicable
<b>Channel Frequency:</b>	5530.00 MHz	<b>Tested By:</b>	SB
<b>Engineering Test Notes:</b>			

**Test Measurement Results**

Pulse Width (us)	PRF (Hz)	PRI	# Pulses	Injections	Detections	Detection Rate	Result
1.1	6667	150	27	1	1	100.00%	DETECTED
1.4	6667	150	26	1	1	100.00%	DETECTED
1.6	5988	167	26	1	1	100.00%	DETECTED
1.8	5051	198	29	1	1	100.00%	DETECTED
1.9	5917	169	27	1	1	100.00%	DETECTED
2.1	4405	227	28	1	1	100.00%	DETECTED
2.1	5435	184	25	1	1	100.00%	DETECTED
2.4	5952	168	24	1	0	0.00%	NOT DETECTED
2.4	4831	207	28	1	1	100.00%	DETECTED
2.5	6024	166	24	1	1	100.00%	DETECTED
2.5	4926	203	23	1	1	100.00%	DETECTED
2.7	5076	197	25	1	1	100.00%	DETECTED
2.7	6452	155	24	1	0	0.00%	NOT DETECTED
2.7	5780	173	23	1	0	0.00%	NOT DETECTED
2.9	4673	214	29	1	1	100.00%	DETECTED
3.2	5525	181	28	1	1	100.00%	DETECTED
3.3	6211	161	29	1	1	100.00%	DETECTED
3.3	6250	160	28	1	1	100.00%	DETECTED
3.3	5917	169	28	1	0	0.00%	NOT DETECTED
3.3	6211	161	29	1	1	100.00%	DETECTED
3.4	4444	225	28	1	1	100.00%	DETECTED
3.5	5376	186	24	1	1	100.00%	DETECTED
3.5	4464	224	24	1	1	100.00%	DETECTED
3.5	5988	167	23	1	1	100.00%	DETECTED
3.8	6250	160	26	1	1	100.00%	DETECTED
4	4673	214	28	1	1	100.00%	DETECTED
4.1	4950	202	28	1	1	100.00%	DETECTED
4.3	4444	225	25	1	0	0.00%	NOT DETECTED
4.4	4651	215	25	1	1	100.00%	DETECTED
4.7	6211	161	28	1	1	100.00%	DETECTED
<b>Aggregate:</b>				<b>30.00</b>	<b>25.00</b>	<b>83.33%</b>	<b>Pass</b>

This test report may be reproduced in full only. The document may only be updated by MiCOM Labs personnel. All changes will be noted in the Document History section of the report.



**Title:** Aruba Networks, Inc. APIN0214, APIN0215  
**To:** FCC CFR 47 Part 15 Subpart E 15.407  
**Serial #:** ARUB206-U12\_DFS Rev A  
**Issue Date:** 6<sup>th</sup> May 2016  
**Page:** 60 of 163

**Equipment Configuration for Radar Type 3**

<b>Variant:</b>	802.11ac 80	<b>Duty Cycle (%):</b>	20.00
<b>Data Rate:</b>	24 Mbit/s	<b>Antenna Gain (dBi):</b>	2.00
<b>Modulation:</b>	OFDM	<b>Beam Forming Gain (Y):</b>	Not Applicable
<b>Channel Frequency:</b>	5530.00 MHz	<b>Tested By:</b>	SB
<b>Engineering Test Notes:</b>			

**Test Measurement Results**

Pulse Width (us)	PRF (Hz)	PRI	# Pulses	Injections	Detections	Detection Rate	Result
10	3663	273	18	1	1	100.00%	DETECTED
6.2	3788	264	17	1	1	100.00%	DETECTED
6.5	2375	421	17	1	1	100.00%	DETECTED
6.6	3521	284	18	1	1	100.00%	DETECTED
6.7	3788	264	16	1	1	100.00%	DETECTED
6.7	2933	341	16	1	1	100.00%	DETECTED
6.8	4115	243	18	1	1	100.00%	DETECTED
6.8	2232	448	18	1	1	100.00%	DETECTED
7	2208	453	16	1	1	100.00%	DETECTED
7.1	2096	477	17	1	0	0.00%	NOT DETECTED
7.1	2933	341	18	1	1	100.00%	DETECTED
7.2	2427	412	16	1	1	100.00%	DETECTED
7.3	2660	376	17	1	1	100.00%	DETECTED
7.4	2257	443	17	1	1	100.00%	DETECTED
7.4	2506	399	16	1	1	100.00%	DETECTED
7.4	4000	250	18	1	1	100.00%	DETECTED
7.5	3077	325	18	1	0	0.00%	NOT DETECTED
7.7	2203	454	17	1	1	100.00%	DETECTED
7.7	2151	465	16	1	1	100.00%	DETECTED
7.8	3717	269	17	1	1	100.00%	DETECTED
8.2	2288	437	17	1	1	100.00%	DETECTED
8.4	2558	391	18	1	1	100.00%	DETECTED
8.5	2597	385	16	1	0	0.00%	NOT DETECTED
9.2	2105	475	16	1	1	100.00%	DETECTED
9.4	2907	344	18	1	1	100.00%	DETECTED
9.4	3300	303	16	1	1	100.00%	DETECTED
9.5	2387	419	16	1	1	100.00%	DETECTED
9.5	2203	454	17	1	1	100.00%	DETECTED
9.8	2309	433	16	1	1	100.00%	DETECTED
9.8	2874	348	16	1	1	100.00%	DETECTED
<b>Aggregate:</b>				<b>30.00</b>	<b>27.00</b>	<b>90.00%</b>	<b>Pass</b>

This test report may be reproduced in full only. The document may only be updated by MiCOM Labs personnel. All changes will be noted in the Document History section of the report.



**Title:** Aruba Networks, Inc. APIN0214, APIN0215  
**To:** FCC CFR 47 Part 15 Subpart E 15.407  
**Serial #:** ARUB206-U12\_DFS Rev A  
**Issue Date:** 6<sup>th</sup> May 2016  
**Page:** 61 of 163

**Equipment Configuration for Radar Type 4**

<b>Variant:</b>	802.11ac 80	<b>Duty Cycle (%):</b>	20.00
<b>Data Rate:</b>	24 Mbit/s	<b>Antenna Gain (dBi):</b>	2.00
<b>Modulation:</b>	OFDM	<b>Beam Forming Gain (Y):</b>	Not Applicable
<b>Channel Frequency:</b>	5530.00 MHz	<b>Tested By:</b>	SB
<b>Engineering Test Notes:</b>			

**Test Measurement Results**

Pulse Width (us)	PRF (Hz)	PRI	# Pulses	Injections	Detections	Detection Rate	Result
11.2	4444	225	14	1	1	100.00%	DETECTED
11.4	2165	462	12	1	1	100.00%	DETECTED
12	2320	431	13	1	1	100.00%	DETECTED
13.4	2179	459	15	1	1	100.00%	DETECTED
13.7	4202	238	15	1	1	100.00%	DETECTED
14.2	4695	213	12	1	1	100.00%	DETECTED
14.4	2242	446	12	1	1	100.00%	DETECTED
14.5	2439	410	14	1	1	100.00%	DETECTED
15.1	2320	431	12	1	1	100.00%	DETECTED
15.7	2004	499	14	1	1	100.00%	DETECTED
15.8	2028	493	14	1	1	100.00%	DETECTED
16.3	2865	349	13	1	0	0.00%	NOT DETECTED
16.5	2899	345	13	1	1	100.00%	DETECTED
16.5	3333	300	16	1	1	100.00%	DETECTED
16.5	3115	321	15	1	0	0.00%	NOT DETECTED
16.6	2950	339	15	1	1	100.00%	DETECTED
17.3	2653	377	12	1	1	100.00%	DETECTED
17.6	2041	490	14	1	1	100.00%	DETECTED
17.6	2959	338	14	1	1	100.00%	DETECTED
17.6	2950	339	13	1	1	100.00%	DETECTED
17.8	4132	242	12	1	0	0.00%	NOT DETECTED
17.9	2165	462	12	1	0	0.00%	NOT DETECTED
18	3012	332	12	1	1	100.00%	DETECTED
18.1	4525	221	13	1	0	0.00%	NOT DETECTED
18.3	2353	425	12	1	1	100.00%	DETECTED
18.4	2611	383	14	1	1	100.00%	DETECTED
18.7	4950	202	16	1	1	100.00%	DETECTED
18.9	2252	444	12	1	1	100.00%	DETECTED
19.2	2597	385	15	1	1	100.00%	DETECTED
19.7	2288	437	13	1	1	100.00%	DETECTED
<b>Aggregate:</b>				<b>30.00</b>	<b>25.00</b>	<b>83.33%</b>	<b>Pass</b>

This test report may be reproduced in full only. The document may only be updated by MiCOM Labs personnel. All changes will be noted in the Document History section of the report.



**Title:** Aruba Networks, Inc. APIN0214, APIN0215  
**To:** FCC CFR 47 Part 15 Subpart E 15.407  
**Serial #:** ARUB206-U12\_DFS Rev A  
**Issue Date:** 6<sup>th</sup> May 2016  
**Page:** 62 of 163

#### Equipment Configuration for Radar Type 5

<b>Variant:</b>	802.11ac 80	<b>Duty Cycle (%):</b>	26.00
<b>Data Rate:</b>	24 Mbit/s	<b>Antenna Gain (dBi):</b>	2.00
<b>Modulation:</b>	OFDM	<b>Beam Forming Gain (Y):</b>	Not Applicable
<b>Channel Frequency:</b>	5530.00 MHz	<b>Tested By:</b>	JK
<b>Engineering Test Notes:</b>			

#### Test Measurement Results

Burst Segment	Injections	Detections	Detection Rate	Result
Type 5 #0 5530.00	1	1	100.00%	DETECTED
Type 5 #1 5495.60	1	1	100.00%	DETECTED
Type 5 #2 5564.40	1	1	100.00%	DETECTED
Type 5 #3 5496.40	1	1	100.00%	DETECTED
Type 5 #4 5562.40	1	1	100.00%	DETECTED
Type 5 #5 5562.40	1	1	100.00%	DETECTED
Type 5 #6 5492.00	1	1	100.00%	DETECTED
Type 5 #7 5530.00	1	1	100.00%	DETECTED
Type 5 #8 5564.00	1	1	100.00%	DETECTED
Type 5 #9 5494.80	1	1	100.00%	DETECTED
Type 5 #10 5530.00	1	1	100.00%	DETECTED
Type 5 #11 5530.00	1	1	100.00%	DETECTED
Type 5 #12 5530.00	1	1	100.00%	DETECTED
Type 5 #13 5567.60	1	0	0.00%	NOT DETECTED
Type 5 #14 5566.40	1	1	100.00%	DETECTED
Type 5 #15 5494.40	1	1	100.00%	DETECTED
Type 5 #16 5530.00	1	1	100.00%	DETECTED
Type 5 #17 5566.00	1	1	100.00%	DETECTED
Type 5 #18 5496.40	1	1	100.00%	DETECTED
Type 5 #19 5530.00	1	1	100.00%	DETECTED
Type 5 #20 5494.00	1	1	100.00%	DETECTED
Type 5 #21 5567.20	1	0	0.00%	NOT DETECTED
Type 5 #22 5530.00	1	1	100.00%	DETECTED
Type 5 #23 5563.20	1	1	100.00%	DETECTED
Type 5 #24 5494.40	1	1	100.00%	DETECTED
Type 5 #25 5530.00	1	1	100.00%	DETECTED
Type 5 #26 5530.00	1	1	100.00%	DETECTED
Type 5 #27 5492.00	1	1	100.00%	DETECTED
Type 5 #28 5493.60	1	0	0.00%	NOT DETECTED
Type 5 #29 5563.20	1	1	100.00%	DETECTED
<b>Aggregate:</b>	<b>30.00</b>	<b>27.00</b>	<b>90.00%</b>	<b>Pass</b>

This test report may be reproduced in full only. The document may only be updated by MiCOM Labs personnel. All changes will be noted in the Document History section of the report.



**Title:** Aruba Networks, Inc. APIN0214, APIN0215  
**To:** FCC CFR 47 Part 15 Subpart E 15.407  
**Serial #:** ARUB206-U12\_DFS Rev A  
**Issue Date:** 6<sup>th</sup> May 2016  
**Page:** 63 of 163

**Equipment Configuration for Radar Type 6**

<b>Variant:</b>	802.11ac 80	<b>Duty Cycle (%):</b>	28.00
<b>Data Rate:</b>	24 Mbit/s	<b>Antenna Gain (dBi):</b>	2.00
<b>Modulation:</b>	OFDM	<b>Beam Forming Gain (Y):</b>	Not Applicable
<b>Channel Frequency:</b>	5530.00 MHz	<b>Tested By:</b>	JK
<b>Engineering Test Notes:</b>			

**Test Measurement Results**

Burst Segment	Detections	Injection #	Detection Rate	Pass/Fail
Type 6 #1	1	1	100.00%	DETECTED
Type 6 #2	1	1	100.00%	DETECTED
Type 6 #3	1	1	100.00%	DETECTED
Type 6 #4	1	1	100.00%	DETECTED
Type 6 #5	1	1	100.00%	DETECTED
Type 6 #6	1	1	100.00%	DETECTED
Type 6 #7	1	1	100.00%	DETECTED
Type 6 #8	1	1	100.00%	DETECTED
Type 6 #9	1	1	100.00%	DETECTED
Type 6 #10	1	1	100.00%	DETECTED
Type 6 #11	1	1	100.00%	DETECTED
Type 6 #12	1	1	100.00%	DETECTED
Type 6 #13	1	1	100.00%	DETECTED
Type 6 #14	1	1	100.00%	DETECTED
Type 6 #15	1	1	100.00%	DETECTED
Type 6 #16	1	1	100.00%	DETECTED
Type 6 #17	1	1	100.00%	DETECTED
Type 6 #18	1	1	100.00%	DETECTED
Type 6 #19	1	1	100.00%	DETECTED
Type 6 #20	1	1	100.00%	DETECTED
Type 6 #21	1	1	100.00%	DETECTED
Type 6 #22	1	1	100.00%	DETECTED
Type 6 #23	1	1	100.00%	DETECTED
Type 6 #24	1	1	100.00%	DETECTED
Type 6 #25	1	1	100.00%	DETECTED
Type 6 #26	1	1	100.00%	DETECTED
Type 6 #27	1	1	100.00%	DETECTED
Type 6 #28	1	1	100.00%	DETECTED
Type 6 #29	1	1	100.00%	DETECTED
Type 6 #30	1	1	100.00%	DETECTED
<b>Aggregate:</b>	<b>30.00</b>	<b>30.00</b>	<b>100.00%</b>	<b>Pass</b>

This test report may be reproduced in full only. The document may only be updated by MiCOM Labs personnel. All changes will be noted in the Document History section of the report.



**Title:** Aruba Networks, Inc. APIN0214, APIN0215  
**To:** FCC CFR 47 Part 15 Subpart E 15.407  
**Serial #:** ARUB206-U12\_DFS Rev A  
**Issue Date:** 6<sup>th</sup> May 2016  
**Page:** 64 of 163

---

**Equipment Configuration for Radar Type 0**

<b>Variant:</b>	802.11n HT40	<b>Duty Cycle (%):</b>	20.00
<b>Data Rate:</b>	18 Mbit/s	<b>Antenna Gain (dBi):</b>	2.00
<b>Modulation:</b>	OFDM	<b>Beam Forming Gain (Y):</b>	Not Applicable
<b>Channel Frequency:</b>	5510.00 MHz	<b>Tested By:</b>	JK
<b>Engineering Test Notes:</b>			

**Test Measurement Results**

Pulse Width (us)	PRF (Hz)	PRI	# Pulses	Injections	Detections	Detection Rate	Result
1	700	1428	18	30	27	90.00%	See Agg.
<b>Aggregate:</b>				<b>30.00</b>	<b>27.00</b>	<b>90.00%</b>	<b>Pass</b>

---

This test report may be reproduced in full only. The document may only be updated by MiCOM Labs personnel. All changes will be noted in the Document History section of the report.



**Title:** Aruba Networks, Inc. APIN0214, APIN0215  
**To:** FCC CFR 47 Part 15 Subpart E 15.407  
**Serial #:** ARUB206-U12\_DFS Rev A  
**Issue Date:** 6<sup>th</sup> May 2016  
**Page:** 65 of 163

**Equipment Configuration for Radar Type 1**

<b>Variant:</b>	802.11n HT40	<b>Duty Cycle (%):</b>	20.00
<b>Data Rate:</b>	18 Mbit/s	<b>Antenna Gain (dBi):</b>	2.00
<b>Modulation:</b>	OFDM	<b>Beam Forming Gain (Y):</b>	Not Applicable
<b>Channel Frequency:</b>	5510.00 MHz	<b>Tested By:</b>	SB
<b>Engineering Test Notes:</b>			

**Test Measurement Results**

Pulse Width (us)	PRF (Hz)	PRI	# Pulses	Injections	Detections	Detection Rate	Result
1	1139	878	61	1	1	100.00%	DETECTED
1	1193	838	63	1	1	100.00%	DETECTED
1	1567	638	83	1	1	100.00%	DETECTED
1	1730	578	92	1	1	100.00%	DETECTED
1	1792	558	95	1	1	100.00%	DETECTED
1	1475	678	78	1	1	100.00%	DETECTED
1	1222	818	65	1	1	100.00%	DETECTED
1	1393	718	74	1	1	100.00%	DETECTED
1	1253	798	67	1	1	100.00%	DETECTED
1	1672	598	89	1	1	100.00%	DETECTED
1	1319	758	70	1	1	100.00%	DETECTED
1	1166	858	62	1	1	100.00%	DETECTED
1	1520	658	81	1	1	100.00%	DETECTED
1	1859	538	99	1	1	100.00%	DETECTED
1	1355	738	72	1	1	100.00%	DETECTED
1	449	2228	24	1	1	100.00%	DETECTED
1	944	1059	50	1	1	100.00%	DETECTED
1	575	1740	31	1	1	100.00%	DETECTED
1	1245	803	66	1	1	100.00%	DETECTED
1	637	1571	34	1	1	100.00%	DETECTED
1	343	2914	19	1	1	100.00%	DETECTED
1	609	1642	33	1	1	100.00%	DETECTED
1	759	1318	41	1	1	100.00%	DETECTED
1	1451	689	77	1	1	100.00%	DETECTED
1	1244	804	66	1	1	100.00%	DETECTED
1	437	2286	24	1	1	100.00%	DETECTED
1	346	2887	19	1	1	100.00%	DETECTED
1	352	2840	19	1	1	100.00%	DETECTED
1	467	2142	25	1	1	100.00%	DETECTED
1	390	2566	21	1	1	100.00%	DETECTED
<b>Aggregate:</b>				<b>30.00</b>	<b>30.00</b>	<b>100.00%</b>	<b>Pass</b>

This test report may be reproduced in full only. The document may only be updated by MiCOM Labs personnel. All changes will be noted in the Document History section of the report.



**Title:** Aruba Networks, Inc. APIN0214, APIN0215  
**To:** FCC CFR 47 Part 15 Subpart E 15.407  
**Serial #:** ARUB206-U12\_DFS Rev A  
**Issue Date:** 6<sup>th</sup> May 2016  
**Page:** 66 of 163

**Equipment Configuration for Radar Type 2**

<b>Variant:</b>	802.11n HT40	<b>Duty Cycle (%):</b>	20.00
<b>Data Rate:</b>	18 Mbit/s	<b>Antenna Gain (dBi):</b>	2.00
<b>Modulation:</b>	OFDM	<b>Beam Forming Gain (Y):</b>	Not Applicable
<b>Channel Frequency:</b>	5510.00 MHz	<b>Tested By:</b>	SB
<b>Engineering Test Notes:</b>			

**Test Measurement Results**

Pulse Width (us)	PRF (Hz)	PRI	# Pulses	Injections	Detections	Detection Rate	Result
1.1	6667	150	27	1	1	100.00%	DETECTED
1.4	6667	150	26	1	1	100.00%	DETECTED
1.6	5988	167	26	1	1	100.00%	DETECTED
1.8	5051	198	29	1	1	100.00%	DETECTED
1.9	5917	169	27	1	1	100.00%	DETECTED
2.1	4405	227	28	1	1	100.00%	DETECTED
2.1	5435	184	25	1	1	100.00%	DETECTED
2.4	5952	168	24	1	1	100.00%	DETECTED
2.4	4831	207	28	1	1	100.00%	DETECTED
2.5	6024	166	24	1	1	100.00%	DETECTED
2.5	4926	203	23	1	1	100.00%	DETECTED
2.7	5076	197	25	1	1	100.00%	DETECTED
2.7	6452	155	24	1	1	100.00%	DETECTED
2.7	5780	173	23	1	1	100.00%	DETECTED
2.9	4673	214	29	1	1	100.00%	DETECTED
3.2	5525	181	28	1	1	100.00%	DETECTED
3.3	6211	161	29	1	0	0.00%	NOT DETECTED
3.3	6250	160	28	1	1	100.00%	DETECTED
3.3	5917	169	28	1	1	100.00%	DETECTED
3.3	6211	161	29	1	1	100.00%	DETECTED
3.4	4444	225	28	1	1	100.00%	DETECTED
3.5	5376	186	24	1	1	100.00%	DETECTED
3.5	4464	224	24	1	1	100.00%	DETECTED
3.5	5988	167	23	1	1	100.00%	DETECTED
3.8	6250	160	26	1	1	100.00%	DETECTED
4	4673	214	28	1	1	100.00%	DETECTED
4.1	4950	202	28	1	1	100.00%	DETECTED
4.3	4444	225	25	1	1	100.00%	DETECTED
4.4	4651	215	25	1	1	100.00%	DETECTED
4.7	6211	161	28	1	1	100.00%	DETECTED
<b>Aggregate:</b>				<b>30.00</b>	<b>29.00</b>	<b>96.67%</b>	<b>Pass</b>

This test report may be reproduced in full only. The document may only be updated by MiCOM Labs personnel. All changes will be noted in the Document History section of the report.



**Title:** Aruba Networks, Inc. APIN0214, APIN0215  
**To:** FCC CFR 47 Part 15 Subpart E 15.407  
**Serial #:** ARUB206-U12\_DFS Rev A  
**Issue Date:** 6<sup>th</sup> May 2016  
**Page:** 67 of 163

**Equipment Configuration for Radar Type 3**

<b>Variant:</b>	802.11n HT40	<b>Duty Cycle (%):</b>	20.00
<b>Data Rate:</b>	18 Mbit/s	<b>Antenna Gain (dBi):</b>	2.00
<b>Modulation:</b>	OFDM	<b>Beam Forming Gain (Y):</b>	Not Applicable
<b>Channel Frequency:</b>	5510.00 MHz	<b>Tested By:</b>	SB
<b>Engineering Test Notes:</b>			

**Test Measurement Results**

Pulse Width (us)	PRF (Hz)	PRI	# Pulses	Injections	Detections	Detection Rate	Result
10	3663	273	18	1	1	100.00%	DETECTED
6.2	3788	264	17	1	1	100.00%	DETECTED
6.5	2375	421	17	1	1	100.00%	DETECTED
6.6	3521	284	18	1	1	100.00%	DETECTED
6.7	3788	264	16	1	1	100.00%	DETECTED
6.7	2933	341	16	1	1	100.00%	DETECTED
6.8	4115	243	18	1	1	100.00%	DETECTED
6.8	2232	448	18	1	1	100.00%	DETECTED
7.0	2208	453	16	1	1	100.00%	DETECTED
7.1	2096	477	17	1	1	100.00%	DETECTED
7.1	2933	341	18	1	1	100.00%	DETECTED
7.2	2427	412	16	1	0	0.00%	NOT DETECTED
7.3	2660	376	17	1	1	100.00%	DETECTED
7.4	2257	443	17	1	1	100.00%	DETECTED
7.4	2506	399	16	1	1	100.00%	DETECTED
7.4	4000	250	18	1	1	100.00%	DETECTED
7.5	3077	325	18	1	1	100.00%	DETECTED
7.7	2203	454	17	1	1	100.00%	DETECTED
7.7	2151	465	16	1	1	100.00%	DETECTED
7.8	3717	269	17	1	1	100.00%	DETECTED
8.2	2288	437	17	1	1	100.00%	DETECTED
8.4	2558	391	18	1	1	100.00%	DETECTED
8.5	2597	385	16	1	1	100.00%	DETECTED
9.2	2105	475	16	1	1	100.00%	DETECTED
9.4	2907	344	18	1	1	100.00%	DETECTED
9.4	3300	303	16	1	1	100.00%	DETECTED
9.5	2387	419	16	1	1	100.00%	DETECTED
9.5	2203	454	17	1	1	100.00%	DETECTED
9.8	2309	433	16	1	1	100.00%	DETECTED
9.8	2874	348	16	1	1	100.00%	DETECTED
<b>Aggregate:</b>				<b>30.00</b>	<b>29.00</b>	<b>96.67%</b>	<b>Pass</b>

This test report may be reproduced in full only. The document may only be updated by MiCOM Labs personnel. All changes will be noted in the Document History section of the report.



**Title:** Aruba Networks, Inc. APIN0214, APIN0215  
**To:** FCC CFR 47 Part 15 Subpart E 15.407  
**Serial #:** ARUB206-U12\_DFS Rev A  
**Issue Date:** 6<sup>th</sup> May 2016  
**Page:** 68 of 163

**Equipment Configuration for Radar Type 4**

<b>Variant:</b>	802.11n HT40	<b>Duty Cycle (%):</b>	20.00
<b>Data Rate:</b>	18 Mbit/s	<b>Antenna Gain (dBi):</b>	2.00
<b>Modulation:</b>	OFDM	<b>Beam Forming Gain (Y):</b>	Not Applicable
<b>Channel Frequency:</b>	5510.00 MHz	<b>Tested By:</b>	SB
<b>Engineering Test Notes:</b>			

**Test Measurement Results**

Pulse Width (us)	PRF (Hz)	PRI	# Pulses	Injections	Detections	Detection Rate	Result
11.2	4444	225	14	1	1	100.00%	DETECTED
11.4	2165	462	12	1	1	100.00%	DETECTED
12.0	2320	431	13	1	1	100.00%	DETECTED
13.4	2179	459	15	1	0	0.00%	NOT DETECTED
13.7	4202	238	15	1	1	100.00%	DETECTED
14.2	4695	213	12	1	1	100.00%	DETECTED
14.4	2242	446	12	1	1	100.00%	DETECTED
14.5	2439	410	14	1	1	100.00%	DETECTED
15.1	2320	431	12	1	1	100.00%	DETECTED
15.7	2004	499	14	1	0	0.00%	NOT DETECTED
15.8	2028	493	14	1	0	0.00%	NOT DETECTED
16.3	2865	349	13	1	1	100.00%	DETECTED
16.5	2899	345	13	1	1	100.00%	DETECTED
16.5	3333	300	16	1	1	100.00%	DETECTED
16.5	3115	321	15	1	1	100.00%	DETECTED
16.6	2950	339	15	1	1	100.00%	DETECTED
17.3	2653	377	12	1	1	100.00%	DETECTED
17.6	2041	490	14	1	1	100.00%	DETECTED
17.6	2959	338	14	1	1	100.00%	DETECTED
17.6	2950	339	13	1	1	100.00%	DETECTED
17.8	4132	242	12	1	1	100.00%	DETECTED
17.9	2165	462	12	1	1	100.00%	DETECTED
18.0	3012	332	12	1	1	100.00%	DETECTED
18.1	4525	221	13	1	1	100.00%	DETECTED
18.3	2353	425	12	1	1	100.00%	DETECTED
18.4	2611	383	14	1	1	100.00%	DETECTED
18.7	4950	202	16	1	1	100.00%	DETECTED
18.9	2252	444	12	1	1	100.00%	DETECTED
19.2	2597	385	15	1	1	100.00%	DETECTED
19.7	2288	437	13	1	1	100.00%	DETECTED
<b>Aggregate:</b>				<b>30.00</b>	<b>27.00</b>	<b>90.00%</b>	<b>Pass</b>

This test report may be reproduced in full only. The document may only be updated by MiCOM Labs personnel. All changes will be noted in the Document History section of the report.



**Title:** Aruba Networks, Inc. APIN0214, APIN0215  
**To:** FCC CFR 47 Part 15 Subpart E 15.407  
**Serial #:** ARUB206-U12\_DFS Rev A  
**Issue Date:** 6<sup>th</sup> May 2016  
**Page:** 69 of 163

**Equipment Configuration for Radar Type 5**

<b>Variant:</b>	802.11n HT40	<b>Duty Cycle (%):</b>	26.00
<b>Data Rate:</b>	12 Mbit/s	<b>Antenna Gain (dBi):</b>	2.00
<b>Modulation:</b>	OFDM	<b>Beam Forming Gain (Y):</b>	Not Applicable
<b>Channel Frequency:</b>	5510.00 MHz	<b>Tested By:</b>	JK
<b>Engineering Test Notes:</b>			

**Test Measurement Results**

Burst Segment	Injections	Detections	Detection Rate	Result
Type 5 #0 5525.80	1	1	100.00%	DETECTED
Type 5 #1 5510.00	1	1	100.00%	DETECTED
Type 5 #2 5510.00	1	1	100.00%	DETECTED
Type 5 #3 5522.60	1	1	100.00%	DETECTED
Type 5 #4 5498.60	1	1	100.00%	DETECTED
Type 5 #5 5521.40	1	1	100.00%	DETECTED
Type 5 #6 5493.00	1	1	100.00%	DETECTED
Type 5 #7 5510.00	1	1	100.00%	DETECTED
Type 5 #8 5510.00	1	1	100.00%	DETECTED
Type 5 #9 5524.20	1	1	100.00%	DETECTED
Type 5 #10 5495.00	1	1	100.00%	DETECTED
Type 5 #11 5525.40	1	1	100.00%	DETECTED
Type 5 #12 5510.00	1	1	100.00%	DETECTED
Type 5 #13 5526.60	1	1	100.00%	DETECTED
Type 5 #14 5494.60	1	1	100.00%	DETECTED
Type 5 #15 5524.60	1	1	100.00%	DETECTED
Type 5 #16 5510.00	1	1	100.00%	DETECTED
Type 5 #17 5525.00	1	1	100.00%	DETECTED
Type 5 #18 5497.40	1	1	100.00%	DETECTED
Type 5 #19 5495.40	1	1	100.00%	DETECTED
Type 5 #20 5495.00	1	1	100.00%	DETECTED
Type 5 #21 5510.00	1	1	100.00%	DETECTED
Type 5 #22 5510.00	1	1	100.00%	DETECTED
Type 5 #23 5510.00	1	1	100.00%	DETECTED
Type 5 #24 5524.60	1	1	100.00%	DETECTED
Type 5 #25 5494.20	1	1	100.00%	DETECTED
Type 5 #26 5525.40	1	1	100.00%	DETECTED
Type 5 #27 5493.00	1	1	100.00%	DETECTED
Type 5 #28 5494.60	1	1	100.00%	DETECTED
Type 5 #29 5510.00	1	1	100.00%	DETECTED
<b>Aggregate:</b>	<b>30.00</b>	<b>30.00</b>	<b>100.00%</b>	<b>Pass</b>

This test report may be reproduced in full only. The document may only be updated by MiCOM Labs personnel. All changes will be noted in the Document History section of the report.



**Title:** Aruba Networks, Inc. APIN0214, APIN0215  
**To:** FCC CFR 47 Part 15 Subpart E 15.407  
**Serial #:** ARUB206-U12\_DFS Rev A  
**Issue Date:** 6<sup>th</sup> May 2016  
**Page:** 70 of 163

**Equipment Configuration for Radar Type 6**

<b>Variant:</b>	802.11n HT40	<b>Duty Cycle (%):</b>	26.00
<b>Data Rate:</b>	12 Mbit/s	<b>Antenna Gain (dBi):</b>	2.00
<b>Modulation:</b>	OFDM	<b>Beam Forming Gain (Y):</b>	Not Applicable
<b>Channel Frequency:</b>	5510.00 MHz	<b>Tested By:</b>	JK
<b>Engineering Test Notes:</b>			

**Test Measurement Results**

Burst Segment	Detections	Injection #	Detection Rate	Pass/Fail
Type 6 #1	1	1	100.00%	DETECTED
Type 6 #2	1	1	100.00%	DETECTED
Type 6 #3	1	1	100.00%	DETECTED
Type 6 #4	1	1	100.00%	DETECTED
Type 6 #5	1	1	100.00%	DETECTED
Type 6 #6	1	1	100.00%	DETECTED
Type 6 #7	1	1	100.00%	DETECTED
Type 6 #8	1	1	100.00%	DETECTED
Type 6 #9	1	1	100.00%	DETECTED
Type 6 #10	1	1	100.00%	DETECTED
Type 6 #11	1	1	100.00%	DETECTED
Type 6 #12	1	1	100.00%	DETECTED
Type 6 #13	1	1	100.00%	DETECTED
Type 6 #14	1	1	100.00%	DETECTED
Type 6 #15	1	1	100.00%	DETECTED
Type 6 #16	1	1	100.00%	DETECTED
Type 6 #17	1	1	100.00%	DETECTED
Type 6 #18	1	1	100.00%	DETECTED
Type 6 #19	1	1	100.00%	DETECTED
Type 6 #20	1	1	100.00%	DETECTED
Type 6 #21	1	1	100.00%	DETECTED
Type 6 #22	1	1	100.00%	DETECTED
Type 6 #23	1	1	100.00%	DETECTED
Type 6 #24	1	1	100.00%	DETECTED
Type 6 #25	1	1	100.00%	DETECTED
Type 6 #26	1	1	100.00%	DETECTED
Type 6 #27	1	1	100.00%	DETECTED
Type 6 #28	1	1	100.00%	DETECTED
Type 6 #29	1	1	100.00%	DETECTED
Type 6 #30	1	1	100.00%	DETECTED
<b>Aggregate:</b>	<b>30.00</b>	<b>30.00</b>	<b>100.00%</b>	<b>Pass</b>

This test report may be reproduced in full only. The document may only be updated by MiCOM Labs personnel. All changes will be noted in the Document History section of the report.



**Title:** Aruba Networks, Inc. APIN0214, APIN0215  
**To:** FCC CFR 47 Part 15 Subpart E 15.407  
**Serial #:** ARUB206-U12\_DFS Rev A  
**Issue Date:** 6<sup>th</sup> May 2016  
**Page:** 71 of 163

---

#### **9.1.5. Detection Bandwidth**

To determine the equipment Detection Bandwidth for each applicable operational mode a single burst of the short pulse radar Type 0 was produced at the appropriate power level. The EUT was set up as a standalone device (no associated Client or Master, as appropriate) and no traffic. Frame based systems will be set to a talk/listen ratio reflecting the worst case (maximum) that is user configurable during this test.

To determine the actual receiver bandwidth a single radar burst is generated for a minimum of 10 trials and the response of the EUT noted. The EUT must detect the Radar Waveform until it fails to detect, at this point testing is stopped and the frequency noted.

Starting from the actual channel center frequency the radar frequency is increased in 5 MHz steps, repeating the above test sequence, until the detection rate falls below 90%. The process is then repeated for the edge 5 MHz at 1 MHz intervals. The highest frequency at which detection is greater than or equal to 90% is denoted as FH.

The radar frequency is decreased in 5 MHz steps, repeating the above test sequence, until the detection rate falls below 90%. The lowest frequency at which detection is greater than or equal to 90% is denoted as FL.

The U-NII Detection Bandwidth is calculated as follows:  
U-NII Detection Bandwidth = FH – FL

The U-NII Detection Bandwidth must meet the U-NII Detection Bandwidth criterion specified. Otherwise, the UUT does not comply with DFS requirements. This is essential to ensure that the UUT is capable of detecting Radar Waveforms across the same frequency spectrum that contains the significant energy from the system. In the case that the U-NII Detection Bandwidth is greater than or equal to the 99% power bandwidth for the measured FH and FL, the test can be truncated and the U-NII Detection Bandwidth can be reported as the measured FH and FL

---

This test report may be reproduced in full only. The document may only be updated by MiCOM Labs personnel. All changes will be noted in the Document History section of the report.



**Title:** Aruba Networks, Inc. APIN0214, APIN0215  
**To:** FCC CFR 47 Part 15 Subpart E 15.407  
**Serial #:** ARUB206-U12\_DFS Rev A  
**Issue Date:** 6<sup>th</sup> May 2016  
**Page:** 72 of 163

**Equipment Configuration for Detection Bandwidth**

<b>Variant:</b>	802.11a	<b>Duty Cycle (%):</b>	28.00
<b>Data Rate:</b>	9 Mbit/s	<b>Antenna Gain (dBi):</b>	2.00
<b>Modulation:</b>	OFDM	<b>Beam Forming Gain (Y):</b>	Not Applicable
<b>Channel Frequency:</b>	5500.00 MHz	<b>Tested By:</b>	JK
<b>Engineering Test Notes:</b>			

**Test Measurement Results**

Frequency	Injections	Detections	Detection Rate	Result
5490 MHz	10	0		
5491 MHz	10	10	100.00%	Pass
5492 MHz	10	10	100.00%	Pass
5493 MHz	10	10	100.00%	Pass
5494 MHz	10	10	100.00%	Pass
5495 MHz	10	10	100.00%	Pass
5500	10	10	100.00%	Pass
5505 MHz	10	10	100.00%	Pass
5506 MHz	10	10	100.00%	Pass
5507 MHz	10	10	100.00%	Pass
5508 MHz	10	10	100.00%	Pass
5509 MHz	10	0		
5510 MHz	10	0		

This test report may be reproduced in full only. The document may only be updated by MiCOM Labs personnel. All changes will be noted in the Document History section of the report.



**Title:** Aruba Networks, Inc. APIN0214, APIN0215  
**To:** FCC CFR 47 Part 15 Subpart E 15.407  
**Serial #:** ARUB206-U12\_DFS Rev A  
**Issue Date:** 6<sup>th</sup> May 2016  
**Page:** 73 of 163

**Equipment Configuration for Detection Bandwidth**

<b>Variant:</b>	802.11ac 80	<b>Duty Cycle (%):</b>	28.00
<b>Data Rate:</b>	24 Mbit/s	<b>Antenna Gain (dBi):</b>	2.00
<b>Modulation:</b>	OFDM	<b>Beam Forming Gain (Y):</b>	Not Applicable
<b>Channel Frequency:</b>	5530.00 MHz	<b>Tested By:</b>	JK
<b>Engineering Test Notes:</b>			

**Test Measurement Results**

Frequency	Injections	Detections	Detection Rate	Result
5490 MHz	10	0		
5491 MHz	10	10	100.00%	Pass
5492 MHz	10	10	100.00%	Pass
5493 MHz	10	10	100.00%	Pass
5494 MHz	10	10	100.00%	Pass
5495 MHz	10	10	100.00%	Pass
5500 MHz	10	10	100.00%	Pass
5505 MHz	10	10	100.00%	Pass
5510 MHz	10	10	100.00%	Pass
5515 MHz	10	10	100.00%	Pass
5520 MHz	10	10	100.00%	Pass
5525 MHz	10	10	100.00%	Pass
5530	10	10	100.00%	Pass
5535 MHz	10	10	100.00%	Pass
5540 MHz	10	10	100.00%	Pass
5545 MHz	10	10	100.00%	Pass
5550 MHz	10	10	100.00%	Pass
5555 MHz	10	10	100.00%	Pass
5560 MHz	10	10	100.00%	Pass
5565 MHz	10	10	100.00%	Pass
5566 MHz	10	10	100.00%	Pass
5567 MHz	10	10	100.00%	Pass
5568 MHz	10	10	100.00%	Pass
5569 MHz	10	10	100.00%	Pass
5570 MHz	10	0		

This test report may be reproduced in full only. The document may only be updated by MiCOM Labs personnel. All changes will be noted in the Document History section of the report.



**Title:** Aruba Networks, Inc. APIN0214, APIN0215  
**To:** FCC CFR 47 Part 15 Subpart E 15.407  
**Serial #:** ARUB206-U12\_DFS Rev A  
**Issue Date:** 6<sup>th</sup> May 2016  
**Page:** 74 of 163

**Equipment Configuration for Detection Bandwidth**

<b>Variant:</b>	802.11n HT40	<b>Duty Cycle (%):</b>	28.00
<b>Data Rate:</b>	18 Mbit/s	<b>Antenna Gain (dBi):</b>	2.00
<b>Modulation:</b>	OFDM	<b>Beam Forming Gain (Y):</b>	Not Applicable
<b>Channel Frequency:</b>	5510.00 MHz	<b>Tested By:</b>	JK
<b>Engineering Test Notes:</b>			

**Test Measurement Results**

Frequency	Injections	Detections	Detection Rate	Result
5490 MHz	10	0		
5491 MHz	10	10	100.00%	Pass
5492 MHz	10	10	100.00%	Pass
5493 MHz	10	10	100.00%	Pass
5494 MHz	10	10	100.00%	Pass
5495 MHz	10	10	100.00%	Pass
5500 MHz	10	10	100.00%	Pass
5505 MHz	10	10	100.00%	Pass
5510	10	10	100.00%	Pass
5515 MHz	10	10	100.00%	Pass
5520 MHz	10	10	100.00%	Pass
5525 MHz	10	10	100.00%	Pass
5526 MHz	10	10	100.00%	Pass
5527 MHz	10	10	100.00%	Pass
5528 MHz	10	10	100.00%	Pass
5529 MHz	10	10	100.00%	Pass
5530 MHz	10	0		

This test report may be reproduced in full only. The document may only be updated by MiCOM Labs personnel. All changes will be noted in the Document History section of the report.



**Title:** Aruba Networks, Inc. APIN0214, APIN0215  
**To:** FCC CFR 47 Part 15 Subpart E 15.407  
**Serial #:** ARUB206-U12\_DFS Rev A  
**Issue Date:** 6<sup>th</sup> May 2016  
**Page:** 75 of 163

---

## **A. APPENDIX – RADAR SIGNATURE INFORMATION**

---

This test report may be reproduced in full only. The document may only be updated by MiCOM Labs personnel. All changes will be noted in the Document History section of the report.



**Title:** Aruba Networks, Inc. APIN0214, APIN0215  
**To:** FCC CFR 47 Part 15 Subpart E 15.407  
**Serial #:** ARUB206-U12\_DFS Rev A  
**Issue Date:** 6<sup>th</sup> May 2016  
**Page:** 76 of 163

Type 5 #0 5494.20 [Back to Summary]

Burst Segment	Number of Pulses	Chirp Width MHz	t1 usec	Pulse Width (t2) usec	t3 usec	t4 usec	t5 usec	Total Segment Length usec
1	3	10	537713	69	1697	1387	164878	705882
2	1	10	352902	85	0	0	352895	705882
3	2	20	367477	65	1084	0	337191	705882
4	1	19	562766	60	0	0	143056	705882
5	2	7	520315	54	1540	0	183919	705882
6	3	13	46	62	1640	1566	702444	705882
7	2	10	348083	70	1836	0	355823	705882
8	2	15	14071	62	1102	0	690585	705882
9	3	8	575547	80	1414	1774	126907	705882
10	3	8	575026	59	1876	1912	126891	705882
11	2	14	558421	98	1566	0	145699	705882
12	2	8	405488	51	1171	0	299121	705882
13	1	20	127353	66	0	0	578463	705882
14	3	15	401632	54	1019	1915	301154	705882
15	3	15	70666	89	1407	1891	631651	705882
16	3	12	487215	96	1260	1373	215746	705882
17	1	16	295220	86	0	0	410576	705882

Type 5 #1 5496.60 [Back to Summary]

Burst Segment	Number of Pulses	Chirp Width MHz	t1 usec	Pulse Width (t2) usec	t3 usec	t4 usec	t5 usec	Total Segment Length usec
1	3	14	867836	83	1524	1866	219434	1090909
2	1	18	584253	77	0	0	506579	1090909
3	3	15	1051733	95	1438	1064	36389	1090909
4	2	19	132439	53	1272	0	957092	1090909
5	3	16	941636	85	1027	1664	146327	1090909
6	1	9	256855	68	0	0	833986	1090909
7	2	17	454893	75	1749	0	634117	1090909
8	2	17	443536	99	1881	0	645294	1090909
9	3	14	854785	55	1156	970	233833	1090909
10	3	16	917832	65	1565	1587	169730	1090909
11	1	7	1050373	58	0	0	40478	1090909

This test report may be reproduced in full only. The document may only be updated by MiCOM Labs personnel. All changes will be noted in the Document History section of the report.



**Title:** Aruba Networks, Inc. APIN0214, APIN0215  
**To:** FCC CFR 47 Part 15 Subpart E 15.407  
**Serial #:** ARUB206-U12\_DFS Rev A  
**Issue Date:** 6<sup>th</sup> May 2016  
**Page:** 77 of 163

Type 5 #2 5496.60 [Back to Summary]

Burst Segment	Number of Pulses	Chirp Width MHz	t1 usec	Pulse Width (t2) usec	t3 usec	t4 usec	t5 usec	Total Segment Length usec
1	2	19	101447	60	1053	0	528958	631578
2	2	8	553570	65	1317	0	76561	631578
3	3	14	571697	87	1348	1184	57088	631578
4	3	14	54380	58	1069	1478	574477	631578
5	3	17	366836	52	1592	1614	261380	631578
6	2	15	286459	71	1606	0	343371	631578
7	2	14	185095	73	973	0	445364	631578
8	3	9	569293	77	1909	1567	58578	631578
9	1	6	123415	78	0	0	508085	631578
10	2	7	361290	97	911	0	269183	631578
11	3	11	199404	66	1170	1825	428981	631578
12	2	16	608110	96	1525	0	21751	631578
13	1	9	67887	51	0	0	563640	631578
14	3	18	23777	84	1540	1269	604740	631578
15	3	12	143259	78	979	1849	485257	631578
16	2	8	151520	73	1597	0	478315	631578
17	2	14	38981	55	1118	0	591369	631578
18	2	20	395686	57	1230	0	234548	631578
19	2	15	52365	68	1598	0	577479	631578

Type 5 #3 5502.60 [Back to Summary]

Burst Segment	Number of Pulses	Chirp Width MHz	t1 usec	Pulse Width (t2) usec	t3 usec	t4 usec	t5 usec	Total Segment Length usec
1	1	16	78559	61	0	0	1012289	1090909
2	2	13	844571	83	1890	0	244282	1090909
3	3	20	476081	59	1030	1934	611687	1090909
4	2	16	1010450	98	1515	0	78748	1090909
5	3	19	704620	97	1210	1610	383178	1090909
6	1	10	202391	70	0	0	888448	1090909
7	3	18	260596	69	1877	1442	826787	1090909
8	2	16	619335	80	1893	0	469521	1090909
9	2	6	209178	70	1115	0	880476	1090909
10	3	8	1037884	65	971	1347	50512	1090909
11	1	14	85610	57	0	0	1005242	1090909

This test report may be reproduced in full only. The document may only be updated by MiCOM Labs personnel. All changes will be noted in the Document History section of the report.



**Title:** Aruba Networks, Inc. APIN0214, APIN0215  
**To:** FCC CFR 47 Part 15 Subpart E 15.407  
**Serial #:** ARUB206-U12\_DFS Rev A  
**Issue Date:** 6<sup>th</sup> May 2016  
**Page:** 78 of 163

Type 5 #4 5498.60 [Back to Summary]

Burst Segment	Number of Pulses	Chirp Width MHz	t1 usec	Pulse Width (t2) usec	t3 usec	t4 usec	t5 usec	Total Segment Length usec
1	2	19	125019	68	1521	0	873324	1000000
2	2	8	119620	80	1708	0	878512	1000000
3	1	8	17368	74	0	0	982558	1000000
4	2	15	20738	51	1308	0	977852	1000000
5	2	6	759663	91	1424	0	238731	1000000
6	3	9	336828	61	1712	1750	659527	1000000
7	3	11	231708	66	1846	1027	765221	1000000
8	3	12	891125	69	1919	1739	105010	1000000
9	2	16	990307	53	1760	0	7827	1000000
10	1	19	413710	52	0	0	586238	1000000
11	3	13	847538	80	1441	1200	149581	1000000
12	1	19	381360	91	0	0	618549	1000000

Type 5 #5 5500.00 [Back to Summary]

Burst Segment	Number of Pulses	Chirp Width MHz	t1 usec	Pulse Width (t2) usec	t3 usec	t4 usec	t5 usec	Total Segment Length usec
1	2	11	32089	72	1740	0	632693	666666
2	1	6	167439	97	0	0	499130	666666
3	1	5	485780	96	0	0	180790	666666
4	3	12	151076	86	931	1874	512527	666666
5	1	19	616140	86	0	0	50440	666666
6	3	19	253699	87	1303	1726	409677	666666
7	2	13	658676	78	1528	0	6306	666666
8	2	15	508223	98	1834	0	156413	666666
9	3	19	584926	54	1613	1104	78861	666666
10	2	14	270715	91	1466	0	394303	666666
11	1	15	81812	93	0	0	584761	666666
12	1	13	359595	75	0	0	306996	666666
13	1	19	74554	58	0	0	592054	666666
14	3	16	490043	81	1296	1346	173738	666666
15	2	17	129512	89	996	0	535980	666666
16	2	17	509954	58	1168	0	155428	666666
17	1	6	520413	59	0	0	146194	666666
18	1	13	472532	99	0	0	194035	666666

This test report may be reproduced in full only. The document may only be updated by MiCOM Labs personnel. All changes will be noted in the Document History section of the report.



**Title:** Aruba Networks, Inc. APIN0214, APIN0215  
**To:** FCC CFR 47 Part 15 Subpart E 15.407  
**Serial #:** ARUB206-U12\_DFS Rev A  
**Issue Date:** 6<sup>th</sup> May 2016  
**Page:** 79 of 163

Type 5 #6 5493.00 [Back to Summary]

Burst Segment	Number of Pulses	Chirp Width MHz	t1 usec	Pulse Width (t2) usec	t3 usec	t4 usec	t5 usec	Total Segment Length usec
1	2	5	63819	95	1328	0	566241	631578
2	3	17	35759	80	1903	1116	592560	631578
3	2	7	126639	75	1000	0	503789	631578
4	3	5	602711	80	1583	1076	25968	631578
5	1	17	333894	63	0	0	297621	631578
6	3	6	58643	54	1803	1710	569260	631578
7	3	20	220803	76	1774	1327	407446	631578
8	3	14	366032	61	1652	1120	262591	631578
9	1	13	27494	65	0	0	604019	631578
10	1	12	233936	79	0	0	397563	631578
11	2	16	355932	52	1473	0	274069	631578
12	3	14	435804	83	1877	1445	192203	631578
13	1	20	308517	72	0	0	322989	631578
14	3	8	567997	59	1739	1372	60293	631578
15	3	12	64081	53	1725	1688	563925	631578
16	2	18	337763	51	1026	0	292687	631578
17	2	14	511337	70	1865	0	118236	631578
18	2	15	80811	64	1623	0	549016	631578
19	1	5	34772	53	0	0	596753	631578

Type 5 #7 5507.00 [Back to Summary]

Burst Segment	Number of Pulses	Chirp Width MHz	t1 usec	Pulse Width (t2) usec	t3 usec	t4 usec	t5 usec	Total Segment Length usec
1	1	13	1138461	91	0	0	194781	1333333
2	3	5	1290109	89	1377	1576	40004	1333333
3	1	18	841841	88	0	0	491404	1333333
4	1	6	600232	78	0	0	733023	1333333
5	1	5	461590	87	0	0	871656	1333333
6	2	17	169714	58	1883	0	1161620	1333333
7	3	13	961334	89	927	1336	369469	1333333
8	2	15	1331694	95	1408	0	41	1333333
9	1	10	1236386	88	0	0	96859	1333333

This test report may be reproduced in full only. The document may only be updated by MiCOM Labs personnel. All changes will be noted in the Document History section of the report.



**Title:** Aruba Networks, Inc. APIN0214, APIN0215  
**To:** FCC CFR 47 Part 15 Subpart E 15.407  
**Serial #:** ARUB206-U12\_DFS Rev A  
**Issue Date:** 6<sup>th</sup> May 2016  
**Page:** 80 of 163

Type 5 #8 5503.00 [Back to Summary]

Burst Segment	Number of Pulses	Chirp Width MHz	t1 usec	Pulse Width (t2) usec	t3 usec	t4 usec	t5 usec	Total Segment Length usec
1	3	15	288715	78	1383	960	308708	600000
2	2	14	186927	58	1803	0	411154	600000
3	1	9	206615	93	0	0	393292	600000
4	1	15	178695	92	0	0	421213	600000
5	3	20	138958	56	1780	968	458126	600000
6	3	5	241945	78	1028	1072	355721	600000
7	2	11	373362	55	1535	0	224993	600000
8	1	6	156485	74	0	0	443441	600000
9	1	11	338810	69	0	0	261121	600000
10	2	5	94642	74	1323	0	503887	600000
11	3	6	496344	73	970	1163	101304	600000
12	1	15	136990	86	0	0	462924	600000
13	1	13	34110	97	0	0	565793	600000
14	2	19	279278	73	927	0	319649	600000
15	2	20	338761	86	1272	0	259795	600000
16	1	16	328517	75	0	0	271408	600000
17	1	17	419669	81	0	0	180250	600000
18	1	8	412510	95	0	0	187395	600000
19	1	18	337842	68	0	0	262090	600000
20	2	12	470482	96	1155	0	128171	600000

Type 5 #9 5495.80 [Back to Summary]

Burst Segment	Number of Pulses	Chirp Width MHz	t1 usec	Pulse Width (t2) usec	t3 usec	t4 usec	t5 usec	Total Segment Length usec
1	3	20	478363	66	1043	1432	518964	1000000
2	2	12	104357	87	1845	0	893624	1000000
3	2	16	462503	50	1038	0	536359	1000000
4	2	12	775930	51	1553	0	222415	1000000
5	2	17	554088	94	1055	0	444669	1000000
6	1	6	811327	96	0	0	188577	1000000
7	2	17	822935	55	1653	0	175302	1000000
8	2	7	272970	80	1037	0	725833	1000000
9	1	12	257555	71	0	0	742374	1000000
10	2	10	474360	89	1041	0	524421	1000000
11	1	11	775287	73	0	0	224640	1000000
12	1	5	455433	78	0	0	544489	1000000

This test report may be reproduced in full only. The document may only be updated by MiCOM Labs personnel. All changes will be noted in the Document History section of the report.



**Title:** Aruba Networks, Inc. APIN0214, APIN0215  
**To:** FCC CFR 47 Part 15 Subpart E 15.407  
**Serial #:** ARUB206-U12\_DFS Rev A  
**Issue Date:** 6<sup>th</sup> May 2016  
**Page:** 81 of 163

Type 5 #10 5495.00 [Back to Summary]

Burst Segment	Number of Pulses	Chirp Width MHz	t1 usec	Pulse Width (t2) usec	t3 usec	t4 usec	t5 usec	Total Segment Length usec
1	3	10	749411	98	1569	1547	447179	1200000
2	2	17	1102231	100	1199	0	96370	1200000
3	3	9	566829	93	1822	1109	629961	1200000
4	2	14	449913	59	1129	0	748840	1200000
5	1	11	1164913	100	0	0	34987	1200000
6	2	10	187018	55	1543	0	1011329	1200000
7	3	11	1100814	99	1103	1074	96712	1200000
8	2	18	701885	89	1770	0	496167	1200000
9	1	8	967287	52	0	0	232661	1200000
10	1	13	687846	59	0	0	512095	1200000

Type 5 #11 5505.40 [Back to Summary]

Burst Segment	Number of Pulses	Chirp Width MHz	t1 usec	Pulse Width (t2) usec	t3 usec	t4 usec	t5 usec	Total Segment Length usec
1	1	18	696364	92	0	0	9426	705882
2	2	10	474820	87	1151	0	229737	705882
3	1	15	109277	64	0	0	596541	705882
4	1	16	308552	56	0	0	397274	705882
5	1	9	7258	87	0	0	698537	705882
6	2	17	249285	68	1535	0	454926	705882
7	1	14	506369	89	0	0	199424	705882
8	1	17	627355	81	0	0	78446	705882
9	3	6	305663	98	1341	1519	397065	705882
10	2	6	403985	61	1485	0	300290	705882
11	3	19	574311	94	993	1007	129289	705882
12	1	9	493004	88	0	0	212790	705882
13	2	6	162646	74	1310	0	541778	705882
14	2	14	83268	79	1878	0	620578	705882
15	3	9	412644	96	1088	1072	290790	705882
16	3	9	331080	73	1650	1713	371220	705882
17	3	15	489915	59	1428	1186	213176	705882

This test report may be reproduced in full only. The document may only be updated by MiCOM Labs personnel. All changes will be noted in the Document History section of the report.



**Title:** Aruba Networks, Inc. APIN0214, APIN0215  
**To:** FCC CFR 47 Part 15 Subpart E 15.407  
**Serial #:** ARUB206-U12\_DFS Rev A  
**Issue Date:** 6<sup>th</sup> May 2016  
**Page:** 82 of 163

Type 5 #12 5507.00 [Back to Summary]

Burst Segment	Number of Pulses	Chirp Width MHz	t1 usec	Pulse Width (t2) usec	t3 usec	t4 usec	t5 usec	Total Segment Length usec
1	3	18	287417	52	1416	1138	567015	857142
2	2	5	727029	51	1335	0	128676	857142
3	3	7	12191	81	1346	1817	841545	857142
4	2	19	699615	86	1429	0	155926	857142
5	2	14	128711	73	1841	0	726444	857142
6	2	16	291201	96	1648	0	564101	857142
7	3	5	374111	54	1006	1777	480086	857142
8	1	16	482384	93	0	0	374665	857142
9	3	12	276336	53	1685	1123	577839	857142
10	2	15	445468	64	1823	0	409723	857142
11	3	6	769485	50	1366	1338	84803	857142
12	1	17	91382	59	0	0	765701	857142
13	2	13	439660	82	1025	0	416293	857142
14	1	6	493942	68	0	0	363132	857142

Type 5 #13 5500.00 [Back to Summary]

Burst Segment	Number of Pulses	Chirp Width MHz	t1 usec	Pulse Width (t2) usec	t3 usec	t4 usec	t5 usec	Total Segment Length usec
1	3	20	188	61	1813	1504	853454	857142
2	3	18	28934	87	1187	1550	825210	857142
3	3	6	550316	91	997	1881	303675	857142
4	2	17	753454	77	1585	0	101949	857142
5	2	11	539083	80	1868	0	316031	857142
6	2	5	78343	61	1153	0	777524	857142
7	2	13	179258	82	972	0	676748	857142
8	3	6	459383	69	1471	1290	394791	857142
9	2	17	6147	66	1624	0	849239	857142
10	2	16	33429	56	1567	0	822034	857142
11	3	10	112007	60	1435	1223	742297	857142
12	1	6	510922	60	0	0	346160	857142
13	1	20	423744	71	0	0	433327	857142
14	1	5	653438	77	0	0	203627	857142

This test report may be reproduced in full only. The document may only be updated by MiCOM Labs personnel. All changes will be noted in the Document History section of the report.



**Title:** Aruba Networks, Inc. APIN0214, APIN0215  
**To:** FCC CFR 47 Part 15 Subpart E 15.407  
**Serial #:** ARUB206-U12\_DFS Rev A  
**Issue Date:** 6<sup>th</sup> May 2016  
**Page:** 83 of 163

Type 5 #14 5500.00 [Back to Summary]

Burst Segment	Number of Pulses	Chirp Width MHz	t1 usec	Pulse Width (t2) usec	t3 usec	t4 usec	t5 usec	Total Segment Length usec
1	1	9	202224	73	0	0	464369	666666
2	2	9	171550	100	1548	0	493368	666666
3	2	6	393184	62	1237	0	272121	666666
4	1	11	139025	82	0	0	527559	666666
5	2	16	579199	97	1238	0	86035	666666
6	2	9	250817	88	959	0	414714	666666
7	1	12	260396	76	0	0	406194	666666
8	2	14	311185	97	1475	0	353812	666666
9	3	13	527728	50	962	1433	136393	666666
10	2	12	552684	92	1861	0	111937	666666
11	3	16	555185	93	1245	1382	108575	666666
12	1	14	528245	86	0	0	138335	666666
13	2	20	236541	52	1843	0	428178	666666
14	3	18	14690	58	1694	1312	648796	666666
15	2	13	33365	58	1149	0	632036	666666
16	3	13	183649	62	1232	1568	480031	666666
17	1	12	288707	60	0	0	377899	666666
18	3	19	563715	56	1466	1800	99517	666666

This test report may be reproduced in full only. The document may only be updated by MiCOM Labs personnel. All changes will be noted in the Document History section of the report.



**Title:** Aruba Networks, Inc. APIN0214, APIN0215  
**To:** FCC CFR 47 Part 15 Subpart E 15.407  
**Serial #:** ARUB206-U12\_DFS Rev A  
**Issue Date:** 6<sup>th</sup> May 2016  
**Page:** 84 of 163

Type 5 #15 5504.60 [Back to Summary]

Burst Segment	Number of Pulses	Chirp Width MHz	t1 usec	Pulse Width (t2) usec	t3 usec	t4 usec	t5 usec	Total Segment Length usec
1	3	20	76200	68	1502	1049	521045	600000
2	1	20	440562	71	0	0	159367	600000
3	2	11	132795	91	1600	0	465423	600000
4	1	19	501931	71	0	0	97998	600000
5	1	7	158325	65	0	0	441610	600000
6	3	11	24263	86	1837	1885	571757	600000
7	3	13	294007	61	1111	1443	303256	600000
8	1	12	477865	63	0	0	122072	600000
9	1	19	384296	74	0	0	215630	600000
10	2	11	444404	88	989	0	154431	600000
11	2	12	11473	100	1500	0	586827	600000
12	3	13	505653	84	1021	1134	91940	600000
13	3	6	301527	60	1313	997	295983	600000
14	1	19	119222	82	0	0	480696	600000
15	1	20	75539	94	0	0	524367	600000
16	3	11	581932	85	1437	1637	14739	600000
17	1	7	252617	66	0	0	347317	600000
18	1	15	297315	72	0	0	302613	600000
19	2	20	26948	92	953	0	571915	600000
20	2	19	303652	54	1355	0	294885	600000

This test report may be reproduced in full only. The document may only be updated by MiCOM Labs personnel. All changes will be noted in the Document History section of the report.



**Title:** Aruba Networks, Inc. APIN0214, APIN0215  
**To:** FCC CFR 47 Part 15 Subpart E 15.407  
**Serial #:** ARUB206-U12\_DFS Rev A  
**Issue Date:** 6<sup>th</sup> May 2016  
**Page:** 85 of 163

Type 5 #16 5507.00 [Back to Summary]

Burst Segment	Number of Pulses	Chirp Width MHz	t1 usec	Pulse Width (t2) usec	t3 usec	t4 usec	t5 usec	Total Segment Length usec
1	1	17	137074	84	0	0	662842	800000
2	2	6	378120	74	1472	0	420260	800000
3	1	9	792188	100	0	0	7712	800000
4	2	13	19324	62	1317	0	779235	800000
5	2	14	456460	66	1809	0	341599	800000
6	1	8	19774	53	0	0	780173	800000
7	3	5	728560	65	1759	1215	68271	800000
8	3	9	508025	84	1465	1075	289183	800000
9	3	19	412184	97	1059	1107	385359	800000
10	2	15	84203	100	1702	0	713895	800000
11	3	16	130087	94	1090	1873	666668	800000
12	1	6	259395	82	0	0	540523	800000
13	2	8	373747	65	1369	0	424754	800000
14	3	5	780524	67	1634	1884	15757	800000
15	1	16	317425	69	0	0	482506	800000

Type 5 #17 5500.00 [Back to Summary]

Burst Segment	Number of Pulses	Chirp Width MHz	t1 usec	Pulse Width (t2) usec	t3 usec	t4 usec	t5 usec	Total Segment Length usec
1	3	14	255328	68	1431	1162	447757	705882
2	1	10	665941	60	0	0	39881	705882
3	2	20	128326	87	1434	0	575948	705882
4	3	10	462735	53	1434	1573	239981	705882
5	3	18	675357	87	1151	1851	27262	705882
6	3	12	553634	56	1437	975	149668	705882
7	1	16	8194	72	0	0	697616	705882
8	2	6	22022	54	1225	0	682527	705882
9	1	7	429118	76	0	0	276688	705882
10	1	17	44877	59	0	0	660946	705882
11	1	8	544007	53	0	0	161822	705882
12	1	15	569390	100	0	0	136392	705882
13	1	11	119434	64	0	0	586384	705882
14	1	12	352889	93	0	0	352900	705882
15	3	6	328779	87	1352	1818	373672	705882
16	1	10	442713	70	0	0	263099	705882
17	2	15	605215	60	1571	0	98976	705882

This test report may be reproduced in full only. The document may only be updated by MiCOM Labs personnel. All changes will be noted in the Document History section of the report.



**Title:** Aruba Networks, Inc. APIN0214, APIN0215  
**To:** FCC CFR 47 Part 15 Subpart E 15.407  
**Serial #:** ARUB206-U12\_DFS Rev A  
**Issue Date:** 6<sup>th</sup> May 2016  
**Page:** 86 of 163

Type 5 #18 5502.60 [Back to Summary]

Burst Segment	Number of Pulses	Chirp Width MHz	t1 usec	Pulse Width (t2) usec	t3 usec	t4 usec	t5 usec	Total Segment Length usec
1	1	10	279355	53	0	0	387258	666666
2	3	7	136039	50	1400	1060	528017	666666
3	2	16	633376	90	1020	0	32090	666666
4	1	15	443206	53	0	0	223407	666666
5	2	10	458297	55	1103	0	207156	666666
6	3	11	279109	92	1344	1283	384654	666666
7	1	11	413659	82	0	0	252925	666666
8	1	13	20932	50	0	0	645684	666666
9	3	13	464639	97	1528	1232	198976	666666
10	1	16	157425	71	0	0	509170	666666
11	3	7	337320	68	1901	1898	325343	666666
12	3	19	639554	88	1553	1476	23819	666666
13	2	6	26158	87	1603	0	638731	666666
14	3	6	491200	68	956	1866	172440	666666
15	1	16	535287	99	0	0	131280	666666
16	2	12	292287	100	1456	0	372723	666666
17	1	17	7654	59	0	0	658953	666666
18	1	15	615486	60	0	0	51120	666666

This test report may be reproduced in full only. The document may only be updated by MiCOM Labs personnel. All changes will be noted in the Document History section of the report.



**Title:** Aruba Networks, Inc. APIN0214, APIN0215  
**To:** FCC CFR 47 Part 15 Subpart E 15.407  
**Serial #:** ARUB206-U12\_DFS Rev A  
**Issue Date:** 6<sup>th</sup> May 2016  
**Page:** 87 of 163

Type 5 #19 5495.40 [Back to Summary]

Burst Segment	Number of Pulses	Chirp Width MHz	t1 usec	Pulse Width (t2) usec	t3 usec	t4 usec	t5 usec	Total Segment Length usec
1	1	19	280629	55	0	0	319316	600000
2	3	17	394341	67	1484	1572	202402	600000
3	2	15	443932	52	1159	0	154805	600000
4	2	20	422687	54	1173	0	176032	600000
5	1	12	51045	88	0	0	548867	600000
6	1	11	590052	92	0	0	9856	600000
7	1	18	24839	70	0	0	575091	600000
8	2	16	517403	56	1764	0	80721	600000
9	2	11	556043	62	938	0	42895	600000
10	2	7	295443	90	1304	0	303073	600000
11	3	11	260742	50	1138	1150	336820	600000
12	1	14	401851	88	0	0	198061	600000
13	3	19	290944	67	1864	1753	305238	600000
14	1	11	359123	91	0	0	240786	600000
15	2	19	310861	76	1683	0	287304	600000
16	3	16	386528	92	1177	1302	210717	600000
17	3	10	402775	87	1341	1878	193745	600000
18	1	14	137774	82	0	0	462144	600000
19	2	7	138522	56	1019	0	460347	600000
20	2	7	77569	74	1366	0	520917	600000

This test report may be reproduced in full only. The document may only be updated by MiCOM Labs personnel. All changes will be noted in the Document History section of the report.



**Title:** Aruba Networks, Inc. APIN0214, APIN0215  
**To:** FCC CFR 47 Part 15 Subpart E 15.407  
**Serial #:** ARUB206-U12\_DFS Rev A  
**Issue Date:** 6<sup>th</sup> May 2016  
**Page:** 88 of 163

Type 5 #20 5500.00 [Back to Summary]

Burst Segment	Number of Pulses	Chirp Width MHz	t1 usec	Pulse Width (t2) usec	t3 usec	t4 usec	t5 usec	Total Segment Length usec
1	3	20	375734	90	1369	1007	221620	600000
2	3	14	108093	72	1440	1405	488846	600000
3	1	14	337026	92	0	0	262882	600000
4	2	18	104883	93	919	0	494012	600000
5	3	7	408011	68	1330	1705	188750	600000
6	1	10	314955	71	0	0	284974	600000
7	3	15	213640	63	1151	1872	383148	600000
8	3	5	592733	94	1456	1109	4420	600000
9	3	20	369205	95	1032	1146	228332	600000
10	3	10	480352	99	1529	1017	116805	600000
11	3	18	564851	71	989	1254	32693	600000
12	2	9	387914	50	1937	0	210049	600000
13	3	14	318985	68	1611	1136	278064	600000
14	3	12	387987	89	1883	1700	208163	600000
15	1	15	265264	73	0	0	334663	600000
16	3	11	88415	83	1116	1118	509102	600000
17	3	13	323184	62	1446	1846	273338	600000
18	1	8	438247	58	0	0	161695	600000
19	3	5	560378	62	1710	1560	36166	600000
20	2	10	390752	72	1789	0	207315	600000

This test report may be reproduced in full only. The document may only be updated by MiCOM Labs personnel. All changes will be noted in the Document History section of the report.



**Title:** Aruba Networks, Inc. APIN0214, APIN0215  
**To:** FCC CFR 47 Part 15 Subpart E 15.407  
**Serial #:** ARUB206-U12\_DFS Rev A  
**Issue Date:** 6<sup>th</sup> May 2016  
**Page:** 89 of 163

Type 5 #21 5500.00 [Back to Summary]

Burst Segment	Number of Pulses	Chirp Width MHz	t1 usec	Pulse Width (t2) usec	t3 usec	t4 usec	t5 usec	Total Segment Length usec
1	1	14	399770	89	0	0	266807	666666
2	3	16	522164	75	1284	1808	141185	666666
3	2	12	113015	89	1278	0	552195	666666
4	3	12	518360	81	1585	1213	145265	666666
5	1	20	293054	96	0	0	373516	666666
6	3	16	572121	91	994	1852	91426	666666
7	2	5	487900	75	1004	0	177612	666666
8	3	18	551604	65	1533	1394	111940	666666
9	3	17	169422	98	1154	1182	494614	666666
10	3	17	238398	94	1797	1101	425088	666666
11	1	18	426840	55	0	0	239771	666666
12	1	15	652458	91	0	0	14117	666666
13	1	19	71662	97	0	0	594907	666666
14	1	9	291152	73	0	0	375441	666666
15	3	14	630383	66	1001	1769	33315	666666
16	1	7	124589	99	0	0	541978	666666
17	2	20	88317	78	1134	0	577059	666666
18	3	7	581030	57	1922	1907	81636	666666

Type 5 #22 5495.00 [Back to Summary]

Burst Segment	Number of Pulses	Chirp Width MHz	t1 usec	Pulse Width (t2) usec	t3 usec	t4 usec	t5 usec	Total Segment Length usec
1	1	19	524112	52	0	0	566745	1090909
2	2	5	1066071	96	1602	0	23044	1090909
3	3	10	333162	99	967	1393	755090	1090909
4	1	6	987641	76	0	0	103192	1090909
5	3	20	18686	73	1139	1045	1069820	1090909
6	1	20	1050125	91	0	0	40693	1090909
7	1	10	610834	74	0	0	480001	1090909
8	2	13	386090	58	1095	0	703608	1090909
9	2	20	226666	65	1411	0	862702	1090909
10	3	15	724264	80	1065	1561	363779	1090909
11	1	19	63643	81	0	0	1027185	1090909

This test report may be reproduced in full only. The document may only be updated by MiCOM Labs personnel. All changes will be noted in the Document History section of the report.



**Title:** Aruba Networks, Inc. APIN0214, APIN0215  
**To:** FCC CFR 47 Part 15 Subpart E 15.407  
**Serial #:** ARUB206-U12\_DFS Rev A  
**Issue Date:** 6<sup>th</sup> May 2016  
**Page:** 90 of 163

Type 5 #23 5497.80 [Back to Summary]

Burst Segment	Number of Pulses	Chirp Width MHz	t1 usec	Pulse Width (t2) usec	t3 usec	t4 usec	t5 usec	Total Segment Length usec
1	3	18	295944	58	1739	1405	300738	600000
2	1	16	504107	53	0	0	95840	600000
3	2	17	192145	82	1428	0	406263	600000
4	3	7	552700	99	1611	1504	43888	600000
5	3	11	546834	89	1432	1299	50168	600000
6	1	20	316666	64	0	0	283270	600000
7	2	14	595641	63	1712	0	2521	600000
8	3	19	530461	68	1829	1133	66373	600000
9	3	12	378868	68	1887	1789	217252	600000
10	1	5	264271	95	0	0	335634	600000
11	1	6	474497	73	0	0	125430	600000
12	2	9	347346	70	1005	0	251509	600000
13	3	17	225322	89	1223	1642	371546	600000
14	1	10	57599	87	0	0	542314	600000
15	2	18	22532	64	1338	0	576002	600000
16	1	20	339733	70	0	0	260197	600000
17	2	18	540002	64	1336	0	58534	600000
18	1	17	297570	72	0	0	302358	600000
19	3	9	188868	79	1001	1737	408157	600000
20	1	20	33238	55	0	0	566707	600000

This test report may be reproduced in full only. The document may only be updated by MiCOM Labs personnel. All changes will be noted in the Document History section of the report.



**Title:** Aruba Networks, Inc. APIN0214, APIN0215  
**To:** FCC CFR 47 Part 15 Subpart E 15.407  
**Serial #:** ARUB206-U12\_DFS Rev A  
**Issue Date:** 6<sup>th</sup> May 2016  
**Page:** 91 of 163

Type 5 #24 5500.00 [Back to Summary]

Burst Segment	Number of Pulses	Chirp Width MHz	t1 usec	Pulse Width (t2) usec	t3 usec	t4 usec	t5 usec	Total Segment Length usec
1	2	19	556674	83	1912	0	147130	705882
2	2	10	21933	58	994	0	682839	705882
3	2	11	382389	50	1660	0	321733	705882
4	1	11	626318	54	0	0	79510	705882
5	1	14	502512	64	0	0	203306	705882
6	3	18	349189	87	1450	1376	353606	705882
7	1	9	241301	97	0	0	464484	705882
8	1	19	268257	100	0	0	437525	705882
9	3	12	532823	81	1845	1003	169968	705882
10	2	14	261308	72	1795	0	442635	705882
11	1	7	516337	50	0	0	189495	705882
12	1	11	7136	92	0	0	698654	705882
13	3	9	489988	57	1914	1832	211977	705882
14	3	6	82663	96	1145	1575	620211	705882
15	3	19	288612	83	1154	1686	414181	705882
16	1	17	174386	60	0	0	531436	705882
17	1	20	116883	58	0	0	588941	705882

Type 5 #25 5500.00 [Back to Summary]

Burst Segment	Number of Pulses	Chirp Width MHz	t1 usec	Pulse Width (t2) usec	t3 usec	t4 usec	t5 usec	Total Segment Length usec
1	2	8	613233	98	1137	0	585434	1200000
2	3	20	765382	99	1132	1497	431692	1200000
3	2	8	433133	61	1781	0	764964	1200000
4	1	16	781226	96	0	0	418678	1200000
5	2	20	782642	54	1909	0	415341	1200000
6	2	8	1007406	60	1629	0	190845	1200000
7	1	16	609111	50	0	0	590839	1200000
8	2	19	190471	98	908	0	1008425	1200000
9	1	16	825936	87	0	0	373977	1200000
10	2	18	1175039	56	1015	0	23834	1200000

This test report may be reproduced in full only. The document may only be updated by MiCOM Labs personnel. All changes will be noted in the Document History section of the report.



**Title:** Aruba Networks, Inc. APIN0214, APIN0215  
**To:** FCC CFR 47 Part 15 Subpart E 15.407  
**Serial #:** ARUB206-U12\_DFS Rev A  
**Issue Date:** 6<sup>th</sup> May 2016  
**Page:** 92 of 163

Type 5 #26 5505.40 [Back to Summary]

Burst Segment	Number of Pulses	Chirp Width MHz	t1 usec	Pulse Width (t2) usec	t3 usec	t4 usec	t5 usec	Total Segment Length usec
1	3	9	344513	55	1150	1460	252712	600000
2	2	8	586639	50	1532	0	11729	600000
3	2	9	302629	89	1301	0	295892	600000
4	2	16	528882	94	1757	0	69173	600000
5	2	16	544749	59	1447	0	53686	600000
6	3	9	274336	70	1764	1761	321929	600000
7	1	17	440589	61	0	0	159350	600000
8	3	8	558907	91	1840	1904	37076	600000
9	3	7	270532	71	1505	1892	325858	600000
10	1	13	574641	56	0	0	25303	600000
11	2	6	545155	56	1375	0	53358	600000
12	2	14	582685	85	1590	0	15555	600000
13	3	17	324226	70	1450	1368	272746	600000
14	2	15	392520	83	1729	0	205585	600000
15	3	20	337519	93	1688	1678	258836	600000
16	3	12	195492	98	1013	1063	402138	600000
17	3	6	492002	55	1097	1317	105419	600000
18	1	14	153347	55	0	0	446598	600000
19	1	9	403942	61	0	0	195997	600000
20	2	11	383758	57	1943	0	214185	600000

Type 5 #27 5500.00 [Back to Summary]

Burst Segment	Number of Pulses	Chirp Width MHz	t1 usec	Pulse Width (t2) usec	t3 usec	t4 usec	t5 usec	Total Segment Length usec
1	3	13	598849	65	1209	1071	321752	923076
2	1	17	606329	98	0	0	316649	923076
3	1	13	67413	94	0	0	855569	923076
4	3	10	766372	70	1321	1012	154161	923076
5	2	5	770268	85	1449	0	151189	923076
6	3	6	484884	75	1833	1717	434417	923076
7	2	16	526323	73	1560	0	395047	923076
8	2	5	629847	92	1630	0	291415	923076
9	2	20	144937	67	961	0	777044	923076
10	2	17	736555	60	1187	0	185214	923076
11	1	17	84532	96	0	0	838448	923076
12	3	5	131893	62	1376	1343	788278	923076
13	1	20	119513	52	0	0	803511	923076

This test report may be reproduced in full only. The document may only be updated by MiCOM Labs personnel. All changes will be noted in the Document History section of the report.



**Title:** Aruba Networks, Inc. APIN0214, APIN0215  
**To:** FCC CFR 47 Part 15 Subpart E 15.407  
**Serial #:** ARUB206-U12\_DFS Rev A  
**Issue Date:** 6<sup>th</sup> May 2016  
**Page:** 93 of 163

Type 5 #28 5505.40 [Back to Summary]

Burst Segment	Number of Pulses	Chirp Width MHz	t1 usec	Pulse Width (t2) usec	t3 usec	t4 usec	t5 usec	Total Segment Length usec
1	2	12	573937	93	1214	0	91329	666666
2	2	10	5583	69	1080	0	659865	666666
3	2	13	50510	55	1624	0	614422	666666
4	1	15	661697	65	0	0	4904	666666
5	2	15	423971	77	1534	0	241007	666666
6	1	11	407335	76	0	0	259255	666666
7	2	10	544113	82	1286	0	121103	666666
8	1	17	506767	88	0	0	159811	666666
9	2	9	370300	69	1585	0	294643	666666
10	2	15	347118	54	1091	0	318349	666666
11	3	18	652858	66	1674	1317	10619	666666
12	2	16	534060	62	1185	0	131297	666666
13	3	7	336407	67	1697	1715	326646	666666
14	3	9	185393	100	1155	1816	478002	666666
15	2	9	561372	91	1617	0	103495	666666
16	3	13	663075	100	1897	1076	318	666666
17	2	16	619251	64	1838	0	45449	666666
18	2	5	365427	59	970	0	300151	666666

This test report may be reproduced in full only. The document may only be updated by MiCOM Labs personnel. All changes will be noted in the Document History section of the report.



**Title:** Aruba Networks, Inc. APIN0214, APIN0215  
**To:** FCC CFR 47 Part 15 Subpart E 15.407  
**Serial #:** ARUB206-U12\_DFS Rev A  
**Issue Date:** 6<sup>th</sup> May 2016  
**Page:** 94 of 163

Type 5 #29 5500.00 [Back to Summary]

Burst Segment	Number of Pulses	Chirp Width MHz	t1 usec	Pulse Width (t2) usec	t3 usec	t4 usec	t5 usec	Total Segment Length usec
1	2	7	463768	52	1839	0	134289	600000
2	1	15	515102	69	0	0	84829	600000
3	1	5	174116	93	0	0	425791	600000
4	3	9	438254	55	1732	1216	158633	600000
5	3	17	287646	91	1251	1409	309421	600000
6	1	17	361693	80	0	0	238227	600000
7	1	19	438210	62	0	0	161728	600000
8	2	8	570743	65	1486	0	27641	600000
9	1	7	205803	93	0	0	394104	600000
10	1	17	139289	87	0	0	460624	600000
11	2	18	239745	99	1009	0	359048	600000
12	3	18	418471	65	1087	1628	178619	600000
13	2	16	375686	70	1478	0	222696	600000
14	1	5	574870	88	0	0	25042	600000
15	1	14	524327	85	0	0	75588	600000
16	3	6	275955	92	1796	1490	320483	600000
17	2	16	351828	81	1168	0	246842	600000
18	2	12	309164	97	1602	0	289040	600000
19	2	11	318486	95	1525	0	279799	600000
20	3	12	174405	77	1221	1433	422710	600000

This test report may be reproduced in full only. The document may only be updated by MiCOM Labs personnel. All changes will be noted in the Document History section of the report.



**Type 6 #1 [Back to Summary]**

**This table contains a list of 100 hop frequencies, randomly selected from 5250-5724MHz in 1MHz steps**

#01-5515	#02-5590	#03-5642	#04-5683	#05-5606	#06-5424	#07-5701	#08-5431	#09-5519	#10-5564
#11-5443	#12-5367	#13-5577	#14-5345	#15-5293	#16-5697	#17-5325	#18-5320	#19-5687	#20-5514
#21-5278	#22-5487	#23-5448	#24-5375	#25-5720	#26-5412	#27-5644	#28-5386	#29-5538	#30-5529
#31-5284	#32-5331	#33-5692	#34-5673	#35-5672	#36-5409	#37-5647	#38-5374	#39-5718	#40-5303
#41-5312	#42-5655	#43-5336	#44-5560	#45-5605	#46-5459	#47-5702	#48-5433	#49-5399	#50-5429
#51-5639	#52-5599	#53-5486	#54-5353	#55-5467	#56-5485	#57-5480	#58-5428	#59-5539	#60-5512
#61-5382	#62-5276	#63-5638	#64-5333	#65-5496	#66-5377	#67-5344	#68-5274	#69-5640	#70-5397
#71-5563	#72-5584	#73-5460	#74-5690	#75-5556	#76-5338	#77-5613	#78-5495	#79-5522	#80-5677
#81-5667	#82-5678	#83-5388	#84-5350	#85-5369	#86-5456	#87-5455	#88-5570	#89-5649	#90-5416
#91-5670	#92-5516	#93-5654	#94-5629	#95-5422	#96-5476	#97-5358	#98-5364	#99-5517	#100-5252

**Type 6 #2 [Back to Summary]**

**This table contains a list of 100 hop frequencies, randomly selected from 5250-5724MHz in 1MHz steps**

#01-5591	#02-5305	#03-5388	#04-5521	#05-5379	#06-5596	#07-5710	#08-5630	#09-5586	#10-5569
#11-5429	#12-5612	#13-5538	#14-5688	#15-5289	#16-5647	#17-5499	#18-5544	#19-5715	#20-5705
#21-5617	#22-5404	#23-5669	#24-5286	#25-5651	#26-5640	#27-5386	#28-5451	#29-5563	#30-5410
#31-5483	#32-5314	#33-5317	#34-5659	#35-5298	#36-5326	#37-5303	#38-5431	#39-5290	#40-5568
#41-5671	#42-5475	#43-5267	#44-5608	#45-5512	#46-5318	#47-5398	#48-5590	#49-5382	#50-5526
#51-5271	#52-5699	#53-5625	#54-5443	#55-5484	#56-5595	#57-5463	#58-5460	#59-5573	#60-5272
#61-5578	#62-5268	#63-5624	#64-5697	#65-5712	#66-5450	#67-5468	#68-5662	#69-5524	#70-5576
#71-5561	#72-5722	#73-5536	#74-5634	#75-5281	#76-5598	#77-5582	#78-5365	#79-5509	#80-5413
#81-5425	#82-5428	#83-5587	#84-5567	#85-5545	#86-5343	#87-5456	#88-5516	#89-5553	#90-5613
#91-5346	#92-5411	#93-5389	#94-5639	#95-5589	#96-5471	#97-5372	#98-5445	#99-5673	#100-5685

**Type 6 #3 [Back to Summary]**

**This table contains a list of 100 hop frequencies, randomly selected from 5250-5724MHz in 1MHz steps**

#01-5432	#02-5587	#03-5506	#04-5375	#05-5299	#06-5720	#07-5384	#08-5360	#09-5521	#10-5460
#11-5348	#12-5536	#13-5271	#14-5606	#15-5345	#16-5666	#17-5715	#18-5265	#19-5629	#20-5329
#21-5368	#22-5452	#23-5709	#24-5695	#25-5616	#26-5557	#27-5668	#28-5269	#29-5618	#30-5386
#31-5402	#32-5476	#33-5468	#34-5404	#35-5704	#36-5326	#37-5495	#38-5347	#39-5321	#40-5405
#41-5282	#42-5723	#43-5599	#44-5283	#45-5493	#46-5530	#47-5381	#48-5541	#49-5593	#50-5566
#51-5602	#52-5535	#53-5484	#54-5467	#55-5302	#56-5364	#57-5466	#58-5362	#59-5670	#60-5310
#61-5528	#62-5451	#63-5365	#64-5590	#65-5505	#66-5494	#67-5532	#68-5258	#69-5687	#70-5420
#71-5697	#72-5267	#73-5439	#74-5635	#75-5501	#76-5338	#77-5255	#78-5586	#79-5608	#80-5626
#81-5425	#82-5352	#83-5515	#84-5700	#85-5278	#86-5295	#87-5681	#88-5664	#89-5622	#90-5290
#91-5539	#92-5564	#93-5556	#94-5378	#95-5601	#96-5529	#97-5259	#98-5585	#99-5604	#100-5534

This test report may be reproduced in full only. The document may only be updated by MiCOM Labs personnel. All changes will be noted in the Document History section of the report.



**Type 6 #4 [Back to Summary]**

**This table contains a list of 100 hop frequencies, randomly selected from 5250-5724MHz in 1MHz steps**

#01-5295	#02-5562	#03-5467	#04-5277	#05-5391	#06-5588	#07-5378	#08-5379	#09-5312	#10-5333
#11-5427	#12-5627	#13-5276	#14-5263	#15-5324	#16-5529	#17-5465	#18-5486	#19-5301	#20-5273
#21-5522	#22-5516	#23-5644	#24-5452	#25-5600	#26-5328	#27-5372	#28-5398	#29-5494	#30-5577
#31-5272	#32-5271	#33-5616	#34-5306	#35-5677	#36-5483	#37-5251	#38-5628	#39-5342	#40-5535
#41-5493	#42-5702	#43-5693	#44-5361	#45-5661	#46-5530	#47-5365	#48-5590	#49-5321	#50-5313
#51-5497	#52-5534	#53-5581	#54-5261	#55-5503	#56-5643	#57-5264	#58-5401	#59-5466	#60-5704
#61-5250	#62-5543	#63-5481	#64-5404	#65-5605	#66-5385	#67-5681	#68-5371	#69-5296	#70-5464
#71-5583	#72-5683	#73-5462	#74-5279	#75-5539	#76-5675	#77-5340	#78-5663	#79-5523	#80-5257
#81-5533	#82-5307	#83-5430	#84-5330	#85-5463	#86-5415	#87-5604	#88-5528	#89-5284	#90-5469
#91-5574	#92-5565	#93-5601	#94-5555	#95-5492	#96-5409	#97-5682	#98-5395	#99-5468	#100-5275

**Type 6 #5 [Back to Summary]**

**This table contains a list of 100 hop frequencies, randomly selected from 5250-5724MHz in 1MHz steps**

#01-5574	#02-5638	#03-5576	#04-5368	#05-5706	#06-5689	#07-5692	#08-5648	#09-5462	#10-5514
#11-5459	#12-5421	#13-5667	#14-5362	#15-5401	#16-5666	#17-5439	#18-5505	#19-5402	#20-5336
#21-5552	#22-5614	#23-5267	#24-5331	#25-5631	#26-5512	#27-5379	#28-5463	#29-5383	#30-5607
#31-5377	#32-5572	#33-5315	#34-5282	#35-5580	#36-5416	#37-5611	#38-5297	#39-5622	#40-5564
#41-5317	#42-5545	#43-5361	#44-5301	#45-5392	#46-5384	#47-5549	#48-5310	#49-5265	#50-5591
#51-5615	#52-5256	#53-5381	#54-5447	#55-5685	#56-5621	#57-5494	#58-5461	#59-5444	#60-5559
#61-5479	#62-5386	#63-5356	#64-5635	#65-5506	#66-5710	#67-5304	#68-5563	#69-5269	#70-5502
#71-5691	#72-5664	#73-5497	#74-5687	#75-5332	#76-5266	#77-5487	#78-5565	#79-5658	#80-5620
#81-5519	#82-5367	#83-5561	#84-5428	#85-5254	#86-5280	#87-5639	#88-5278	#89-5515	#90-5325
#91-5449	#92-5257	#93-5418	#94-5441	#95-5432	#96-5654	#97-5555	#98-5688	#99-5482	#100-5476

**Type 6 #6 [Back to Summary]**

**This table contains a list of 100 hop frequencies, randomly selected from 5250-5724MHz in 1MHz steps**

#01-5326	#02-5396	#03-5564	#04-5623	#05-5295	#06-5422	#07-5325	#08-5610	#09-5440	#10-5662
#11-5555	#12-5429	#13-5558	#14-5431	#15-5700	#16-5720	#17-5301	#18-5408	#19-5469	#20-5297
#21-5542	#22-5327	#23-5480	#24-5397	#25-5546	#26-5368	#27-5438	#28-5589	#29-5536	#30-5597
#31-5671	#32-5502	#33-5486	#34-5609	#35-5667	#36-5266	#37-5460	#38-5580	#39-5629	#40-5272
#41-5618	#42-5553	#43-5584	#44-5656	#45-5465	#46-5436	#47-5603	#48-5434	#49-5659	#50-5724
#51-5713	#52-5271	#53-5393	#54-5622	#55-5601	#56-5681	#57-5575	#58-5375	#59-5683	#60-5483
#61-5305	#62-5669	#63-5341	#64-5303	#65-5285	#66-5672	#67-5613	#68-5458	#69-5637	#70-5442
#71-5385	#72-5649	#73-5651	#74-5537	#75-5614	#76-5628	#77-5251	#78-5711	#79-5389	#80-5378
#81-5568	#82-5487	#83-5621	#84-5645	#85-5562	#86-5703	#87-5607	#88-5456	#89-5284	#90-5320
#91-5529	#92-5374	#93-5383	#94-5567	#95-5449	#96-5701	#97-5532	#98-5577	#99-5347	#100-5466

This test report may be reproduced in full only. The document may only be updated by MiCOM Labs personnel. All changes will be noted in the Document History section of the report.



**Type 6 #7 [Back to Summary]**

**This table contains a list of 100 hop frequencies, randomly selected from 5250-5724MHz in 1MHz steps**

#01-5335	#02-5711	#03-5303	#04-5421	#05-5588	#06-5555	#07-5721	#08-5462	#09-5431	#10-5444
#11-5382	#12-5412	#13-5360	#14-5635	#15-5575	#16-5430	#17-5408	#18-5488	#19-5714	#20-5581
#21-5258	#22-5628	#23-5503	#24-5592	#25-5394	#26-5664	#27-5522	#28-5510	#29-5546	#30-5680
#31-5293	#32-5548	#33-5381	#34-5477	#35-5716	#36-5553	#37-5285	#38-5420	#39-5636	#40-5354
#41-5323	#42-5316	#43-5530	#44-5654	#45-5251	#46-5404	#47-5339	#48-5670	#49-5375	#50-5566
#51-5374	#52-5358	#53-5609	#54-5326	#55-5333	#56-5524	#57-5554	#58-5296	#59-5282	#60-5460
#61-5641	#62-5476	#63-5401	#64-5559	#65-5281	#66-5607	#67-5643	#68-5271	#69-5395	#70-5712
#71-5577	#72-5610	#73-5507	#74-5667	#75-5347	#76-5574	#77-5590	#78-5385	#79-5704	#80-5556
#81-5678	#82-5439	#83-5496	#84-5400	#85-5632	#86-5279	#87-5455	#88-5700	#89-5589	#90-5321
#91-5399	#92-5304	#93-5502	#94-5417	#95-5372	#96-5456	#97-5276	#98-5353	#99-5386	#100-5487

**Type 6 #8 [Back to Summary]**

**This table contains a list of 100 hop frequencies, randomly selected from 5250-5724MHz in 1MHz steps**

#01-5473	#02-5351	#03-5384	#04-5711	#05-5675	#06-5688	#07-5454	#08-5446	#09-5430	#10-5325
#11-5661	#12-5644	#13-5447	#14-5369	#15-5509	#16-5457	#17-5260	#18-5717	#19-5664	#20-5262
#21-5712	#22-5538	#23-5517	#24-5293	#25-5322	#26-5423	#27-5591	#28-5368	#29-5550	#30-5281
#31-5534	#32-5420	#33-5441	#34-5691	#35-5394	#36-5266	#37-5646	#38-5328	#39-5492	#40-5495
#41-5393	#42-5615	#43-5512	#44-5463	#45-5304	#46-5298	#47-5588	#48-5724	#49-5265	#50-5361
#51-5480	#52-5373	#53-5500	#54-5659	#55-5432	#56-5667	#57-5602	#58-5515	#59-5327	#60-5605
#61-5294	#62-5377	#63-5474	#64-5256	#65-5402	#66-5364	#67-5440	#68-5338	#69-5638	#70-5422
#71-5491	#72-5568	#73-5648	#74-5382	#75-5303	#76-5634	#77-5267	#78-5374	#79-5253	#80-5645
#81-5296	#82-5665	#83-5282	#84-5687	#85-5399	#86-5704	#87-5450	#88-5701	#89-5632	#90-5316
#91-5468	#92-5336	#93-5621	#94-5533	#95-5651	#96-5308	#97-5606	#98-5656	#99-5300	#100-5537

**Type 6 #9 [Back to Summary]**

**This table contains a list of 100 hop frequencies, randomly selected from 5250-5724MHz in 1MHz steps**

#01-5283	#02-5585	#03-5390	#04-5584	#05-5682	#06-5320	#07-5373	#08-5323	#09-5427	#10-5315
#11-5369	#12-5402	#13-5291	#14-5359	#15-5437	#16-5445	#17-5502	#18-5637	#19-5638	#20-5692
#21-5724	#22-5693	#23-5478	#24-5505	#25-5560	#26-5607	#27-5447	#28-5720	#29-5414	#30-5259
#31-5271	#32-5586	#33-5671	#34-5590	#35-5561	#36-5297	#37-5358	#38-5665	#39-5344	#40-5262
#41-5456	#42-5707	#43-5501	#44-5321	#45-5492	#46-5542	#47-5587	#48-5404	#49-5348	#50-5386
#51-5570	#52-5616	#53-5636	#54-5329	#55-5372	#56-5651	#57-5328	#58-5306	#59-5347	#60-5489
#61-5429	#62-5413	#63-5572	#64-5609	#65-5537	#66-5393	#67-5697	#68-5544	#69-5680	#70-5517
#71-5711	#72-5702	#73-5433	#74-5318	#75-5438	#76-5383	#77-5392	#78-5580	#79-5648	#80-5266
#81-5698	#82-5649	#83-5477	#84-5418	#85-5658	#86-5444	#87-5650	#88-5403	#89-5556	#90-5312
#91-5378	#92-5412	#93-5703	#94-5459	#95-5260	#96-5375	#97-5566	#98-5614	#99-5491	#100-5630

This test report may be reproduced in full only. The document may only be updated by MiCOM Labs personnel. All changes will be noted in the Document History section of the report.



**Type 6 #10 [Back to Summary]**

**This table contains a list of 100 hop frequencies, randomly selected from 5250-5724MHz in 1MHz steps**

#01-5659	#02-5620	#03-5304	#04-5371	#05-5462	#06-5670	#07-5595	#08-5451	#09-5424	#10-5713
#11-5413	#12-5501	#13-5599	#14-5684	#15-5569	#16-5407	#17-5469	#18-5376	#19-5272	#20-5323
#21-5310	#22-5548	#23-5602	#24-5255	#25-5661	#26-5276	#27-5404	#28-5658	#29-5523	#30-5377
#31-5395	#32-5318	#33-5715	#34-5321	#35-5656	#36-5356	#37-5680	#38-5573	#39-5449	#40-5704
#41-5568	#42-5624	#43-5538	#44-5268	#45-5615	#46-5577	#47-5630	#48-5440	#49-5592	#50-5418
#51-5361	#52-5298	#53-5434	#54-5436	#55-5515	#56-5606	#57-5626	#58-5303	#59-5285	#60-5355
#61-5531	#62-5693	#63-5497	#64-5475	#65-5363	#66-5420	#67-5283	#68-5474	#69-5586	#70-5309
#71-5463	#72-5386	#73-5293	#74-5717	#75-5617	#76-5468	#77-5510	#78-5702	#79-5473	#80-5603
#81-5608	#82-5646	#83-5493	#84-5447	#85-5637	#86-5567	#87-5328	#88-5588	#89-5496	#90-5257
#91-5299	#92-5367	#93-5351	#94-5517	#95-5270	#96-5558	#97-5668	#98-5708	#99-5710	#100-5667

**Type 6 #11 [Back to Summary]**

**This table contains a list of 100 hop frequencies, randomly selected from 5250-5724MHz in 1MHz steps**

#01-5374	#02-5698	#03-5379	#04-5618	#05-5614	#06-5258	#07-5559	#08-5500	#09-5378	#10-5307
#11-5339	#12-5444	#13-5592	#14-5441	#15-5651	#16-5561	#17-5562	#18-5268	#19-5489	#20-5493
#21-5492	#22-5538	#23-5456	#24-5336	#25-5650	#26-5616	#27-5349	#28-5448	#29-5676	#30-5283
#31-5317	#32-5665	#33-5521	#34-5520	#35-5318	#36-5678	#37-5319	#38-5680	#39-5337	#40-5367
#41-5674	#42-5684	#43-5647	#44-5483	#45-5325	#46-5343	#47-5722	#48-5356	#49-5690	#50-5278
#51-5467	#52-5425	#53-5292	#54-5692	#55-5723	#56-5634	#57-5361	#58-5548	#59-5344	#60-5543
#61-5253	#62-5376	#63-5644	#64-5381	#65-5314	#66-5419	#67-5404	#68-5420	#69-5506	#70-5252
#71-5382	#72-5273	#73-5354	#74-5679	#75-5652	#76-5524	#77-5575	#78-5490	#79-5685	#80-5277
#81-5275	#82-5300	#83-5410	#84-5568	#85-5513	#86-5272	#87-5380	#88-5556	#89-5406	#90-5687
#91-5479	#92-5625	#93-5583	#94-5654	#95-5271	#96-5390	#97-5710	#98-5641	#99-5590	#100-5610

**Type 6 #12 [Back to Summary]**

**This table contains a list of 100 hop frequencies, randomly selected from 5250-5724MHz in 1MHz steps**

#01-5256	#02-5594	#03-5417	#04-5268	#05-5671	#06-5526	#07-5411	#08-5684	#09-5353	#10-5467
#11-5492	#12-5359	#13-5258	#14-5694	#15-5615	#16-5397	#17-5375	#18-5420	#19-5456	#20-5550
#21-5592	#22-5392	#23-5450	#24-5363	#25-5624	#26-5449	#27-5646	#28-5469	#29-5544	#30-5292
#31-5335	#32-5339	#33-5525	#34-5561	#35-5644	#36-5580	#37-5362	#38-5259	#39-5719	#40-5395
#41-5447	#42-5583	#43-5261	#44-5295	#45-5515	#46-5574	#47-5380	#48-5718	#49-5584	#50-5470
#51-5483	#52-5290	#53-5267	#54-5589	#55-5394	#56-5303	#57-5369	#58-5471	#59-5605	#60-5667
#61-5389	#62-5311	#63-5358	#64-5407	#65-5270	#66-5458	#67-5382	#68-5695	#69-5542	#70-5263
#71-5462	#72-5405	#73-5533	#74-5438	#75-5318	#76-5599	#77-5686	#78-5338	#79-5551	#80-5432
#81-5613	#82-5577	#83-5298	#84-5507	#85-5697	#86-5500	#87-5717	#88-5512	#89-5364	#90-5452
#91-5307	#92-5522	#93-5628	#94-5495	#95-5366	#96-5410	#97-5425	#98-5571	#99-5309	#100-5271

This test report may be reproduced in full only. The document may only be updated by MiCOM Labs personnel. All changes will be noted in the Document History section of the report.



Type 6 #13 [Back to Summary]									
This table contains a list of 100 hop frequencies, randomly selected from 5250-5724MHz in 1MHz steps									
#01-5610	#02-5597	#03-5305	#04-5680	#05-5710	#06-5261	#07-5596	#08-5643	#09-5579	#10-5563
#11-5604	#12-5469	#13-5555	#14-5696	#15-5675	#16-5409	#17-5445	#18-5266	#19-5271	#20-5623
#21-5347	#22-5677	#23-5337	#24-5534	#25-5430	#26-5588	#27-5483	#28-5385	#29-5652	#30-5375
#31-5586	#32-5554	#33-5413	#34-5635	#35-5642	#36-5544	#37-5541	#38-5706	#39-5640	#40-5446
#41-5408	#42-5308	#43-5523	#44-5415	#45-5391	#46-5690	#47-5549	#48-5411	#49-5648	#50-5657
#51-5509	#52-5294	#53-5395	#54-5530	#55-5397	#56-5363	#57-5507	#58-5651	#59-5437	#60-5268
#61-5724	#62-5533	#63-5290	#64-5492	#65-5625	#66-5450	#67-5707	#68-5626	#69-5329	#70-5593
#71-5343	#72-5372	#73-5314	#74-5317	#75-5718	#76-5687	#77-5691	#78-5286	#79-5392	#80-5631
#81-5481	#82-5598	#83-5398	#84-5558	#85-5527	#86-5663	#87-5671	#88-5281	#89-5493	#90-5715
#91-5624	#92-5684	#93-5428	#94-5272	#95-5577	#96-5676	#97-5270	#98-5332	#99-5295	#100-5514

Type 6 #14 [Back to Summary]									
This table contains a list of 100 hop frequencies, randomly selected from 5250-5724MHz in 1MHz steps									
#01-5688	#02-5471	#03-5707	#04-5497	#05-5342	#06-5301	#07-5639	#08-5618	#09-5476	#10-5439
#11-5456	#12-5429	#13-5383	#14-5561	#15-5442	#16-5607	#17-5313	#18-5324	#19-5667	#20-5343
#21-5623	#22-5256	#23-5501	#24-5609	#25-5628	#26-5459	#27-5647	#28-5378	#29-5578	#30-5475
#31-5481	#32-5398	#33-5535	#34-5643	#35-5720	#36-5691	#37-5663	#38-5461	#39-5255	#40-5562
#41-5495	#42-5302	#43-5724	#44-5309	#45-5443	#46-5329	#47-5483	#48-5387	#49-5344	#50-5258
#51-5353	#52-5420	#53-5315	#54-5464	#55-5455	#56-5533	#57-5458	#58-5397	#59-5696	#60-5348
#61-5586	#62-5706	#63-5672	#64-5539	#65-5401	#66-5276	#67-5524	#68-5611	#69-5347	#70-5385
#71-5337	#72-5310	#73-5486	#74-5448	#75-5689	#76-5550	#77-5434	#78-5380	#79-5414	#80-5715
#81-5466	#82-5702	#83-5641	#84-5321	#85-5437	#86-5482	#87-5515	#88-5281	#89-5284	#90-5634
#91-5494	#92-5292	#93-5683	#94-5500	#95-5722	#96-5597	#97-5622	#98-5333	#99-5257	#100-5568

Type 6 #15 [Back to Summary]									
This table contains a list of 100 hop frequencies, randomly selected from 5250-5724MHz in 1MHz steps									
#01-5632	#02-5687	#03-5298	#04-5531	#05-5357	#06-5352	#07-5489	#08-5544	#09-5561	#10-5484
#11-5679	#12-5337	#13-5424	#14-5589	#15-5595	#16-5423	#17-5303	#18-5571	#19-5577	#20-5377
#21-5638	#22-5306	#23-5392	#24-5327	#25-5456	#26-5464	#27-5485	#28-5594	#29-5481	#30-5619
#31-5636	#32-5343	#33-5430	#34-5593	#35-5574	#36-5552	#37-5708	#38-5477	#39-5356	#40-5556
#41-5482	#42-5657	#43-5532	#44-5348	#45-5326	#46-5383	#47-5252	#48-5448	#49-5280	#50-5408
#51-5375	#52-5605	#53-5655	#54-5576	#55-5545	#56-5695	#57-5325	#58-5617	#59-5592	#60-5620
#61-5313	#62-5667	#63-5573	#64-5586	#65-5555	#66-5264	#67-5292	#68-5440	#69-5550	#70-5295
#71-5406	#72-5373	#73-5584	#74-5704	#75-5585	#76-5388	#77-5591	#78-5282	#79-5692	#80-5549
#81-5663	#82-5723	#83-5257	#84-5263	#85-5402	#86-5664	#87-5661	#88-5419	#89-5715	#90-5684
#91-5487	#92-5688	#93-5495	#94-5369	#95-5685	#96-5258	#97-5454	#98-5668	#99-5330	#100-5309

This test report may be reproduced in full only. The document may only be updated by MiCOM Labs personnel. All changes will be noted in the Document History section of the report.



**Type 6 #16 [Back to Summary]**

**This table contains a list of 100 hop frequencies, randomly selected from 5250-5724MHz in 1MHz steps**

#01-5498	#02-5453	#03-5686	#04-5715	#05-5465	#06-5479	#07-5490	#08-5278	#09-5280	#10-5327
#11-5345	#12-5618	#13-5332	#14-5617	#15-5266	#16-5284	#17-5427	#18-5398	#19-5250	#20-5356
#21-5608	#22-5712	#23-5383	#24-5624	#25-5467	#26-5622	#27-5707	#28-5631	#29-5274	#30-5384
#31-5534	#32-5612	#33-5414	#34-5519	#35-5296	#36-5272	#37-5662	#38-5710	#39-5423	#40-5632
#41-5388	#42-5637	#43-5589	#44-5593	#45-5605	#46-5603	#47-5353	#48-5650	#49-5555	#50-5306
#51-5668	#52-5698	#53-5426	#54-5511	#55-5319	#56-5311	#57-5567	#58-5586	#59-5507	#60-5372
#61-5256	#62-5535	#63-5452	#64-5471	#65-5713	#66-5405	#67-5461	#68-5265	#69-5657	#70-5700
#71-5573	#72-5598	#73-5267	#74-5263	#75-5604	#76-5705	#77-5443	#78-5590	#79-5638	#80-5313
#81-5627	#82-5450	#83-5709	#84-5344	#85-5373	#86-5641	#87-5510	#88-5382	#89-5694	#90-5303
#91-5587	#92-5287	#93-5400	#94-5606	#95-5570	#96-5653	#97-5291	#98-5663	#99-5276	#100-5550

**Type 6 #17 [Back to Summary]**

**This table contains a list of 100 hop frequencies, randomly selected from 5250-5724MHz in 1MHz steps**

#01-5572	#02-5627	#03-5391	#04-5537	#05-5590	#06-5670	#07-5342	#08-5503	#09-5549	#10-5271
#11-5254	#12-5631	#13-5366	#14-5616	#15-5266	#16-5440	#17-5501	#18-5706	#19-5261	#20-5704
#21-5588	#22-5723	#23-5293	#24-5292	#25-5482	#26-5662	#27-5597	#28-5689	#29-5601	#30-5682
#31-5599	#32-5518	#33-5526	#34-5263	#35-5368	#36-5570	#37-5354	#38-5358	#39-5495	#40-5509
#41-5575	#42-5585	#43-5657	#44-5494	#45-5454	#46-5286	#47-5274	#48-5259	#49-5472	#50-5322
#51-5295	#52-5613	#53-5571	#54-5709	#55-5629	#56-5348	#57-5257	#58-5469	#59-5639	#60-5395
#61-5296	#62-5281	#63-5340	#64-5252	#65-5321	#66-5595	#67-5397	#68-5490	#69-5445	#70-5262
#71-5387	#72-5360	#73-5522	#74-5277	#75-5625	#76-5578	#77-5467	#78-5528	#79-5637	#80-5710
#81-5672	#82-5541	#83-5359	#84-5270	#85-5325	#86-5721	#87-5351	#88-5275	#89-5594	#90-5715
#91-5611	#92-5462	#93-5606	#94-5671	#95-5272	#96-5663	#97-5649	#98-5422	#99-5372	#100-5375

**Type 6 #18 [Back to Summary]**

**This table contains a list of 100 hop frequencies, randomly selected from 5250-5724MHz in 1MHz steps**

#01-5697	#02-5491	#03-5713	#04-5330	#05-5356	#06-5622	#07-5310	#08-5367	#09-5591	#10-5384
#11-5295	#12-5624	#13-5523	#14-5618	#15-5301	#16-5520	#17-5401	#18-5496	#19-5465	#20-5575
#21-5271	#22-5672	#23-5473	#24-5396	#25-5679	#26-5550	#27-5640	#28-5604	#29-5464	#30-5588
#31-5546	#32-5569	#33-5592	#34-5282	#35-5352	#36-5719	#37-5378	#38-5533	#39-5598	#40-5573
#41-5477	#42-5416	#43-5706	#44-5397	#45-5379	#46-5612	#47-5498	#48-5651	#49-5632	#50-5524
#51-5675	#52-5543	#53-5489	#54-5636	#55-5658	#56-5321	#57-5395	#58-5501	#59-5712	#60-5644
#61-5432	#62-5327	#63-5275	#64-5268	#65-5417	#66-5485	#67-5337	#68-5292	#69-5349	#70-5721
#71-5414	#72-5532	#73-5421	#74-5277	#75-5510	#76-5355	#77-5537	#78-5681	#79-5299	#80-5518
#81-5441	#82-5568	#83-5306	#84-5387	#85-5347	#86-5586	#87-5557	#88-5709	#89-5628	#90-5443
#91-5353	#92-5593	#93-5637	#94-5263	#95-5399	#96-5544	#97-5482	#98-5528	#99-5444	#100-5492

This test report may be reproduced in full only. The document may only be updated by MiCOM Labs personnel. All changes will be noted in the Document History section of the report.



**Type 6 #19 [Back to Summary]**

**This table contains a list of 100 hop frequencies, randomly selected from 5250-5724MHz in 1MHz steps**

#01-5268	#02-5494	#03-5594	#04-5625	#05-5367	#06-5715	#07-5606	#08-5356	#09-5476	#10-5305
#11-5311	#12-5701	#13-5475	#14-5503	#15-5658	#16-5281	#17-5629	#18-5300	#19-5487	#20-5414
#21-5634	#22-5510	#23-5339	#24-5317	#25-5409	#26-5597	#27-5341	#28-5388	#29-5386	#30-5514
#31-5340	#32-5579	#33-5275	#34-5422	#35-5462	#36-5698	#37-5405	#38-5270	#39-5704	#40-5450
#41-5482	#42-5572	#43-5381	#44-5377	#45-5368	#46-5661	#47-5485	#48-5466	#49-5513	#50-5577
#51-5477	#52-5681	#53-5327	#54-5359	#55-5708	#56-5505	#57-5557	#58-5683	#59-5515	#60-5693
#61-5516	#62-5695	#63-5371	#64-5449	#65-5529	#66-5290	#67-5685	#68-5600	#69-5609	#70-5669
#71-5507	#72-5689	#73-5401	#74-5663	#75-5682	#76-5665	#77-5291	#78-5581	#79-5647	#80-5598
#81-5587	#82-5622	#83-5673	#84-5312	#85-5479	#86-5443	#87-5712	#88-5439	#89-5481	#90-5393
#91-5306	#92-5411	#93-5256	#94-5643	#95-5444	#96-5506	#97-5637	#98-5532	#99-5424	#100-5362

**Type 6 #20 [Back to Summary]**

**This table contains a list of 100 hop frequencies, randomly selected from 5250-5724MHz in 1MHz steps**

#01-5683	#02-5295	#03-5548	#04-5617	#05-5641	#06-5431	#07-5658	#08-5296	#09-5465	#10-5579
#11-5358	#12-5473	#13-5501	#14-5466	#15-5536	#16-5491	#17-5277	#18-5547	#19-5681	#20-5318
#21-5458	#22-5257	#23-5606	#24-5521	#25-5659	#26-5373	#27-5530	#28-5387	#29-5391	#30-5685
#31-5693	#32-5304	#33-5448	#34-5560	#35-5354	#36-5434	#37-5620	#38-5680	#39-5395	#40-5531
#41-5505	#42-5435	#43-5652	#44-5451	#45-5303	#46-5507	#47-5640	#48-5633	#49-5264	#50-5610
#51-5576	#52-5355	#53-5629	#54-5675	#55-5413	#56-5682	#57-5518	#58-5626	#59-5630	#60-5611
#61-5274	#62-5666	#63-5362	#64-5352	#65-5596	#66-5321	#67-5402	#68-5400	#69-5537	#70-5272
#71-5330	#72-5404	#73-5467	#74-5401	#75-5706	#76-5614	#77-5478	#78-5377	#79-5325	#80-5453
#81-5343	#82-5655	#83-5403	#84-5270	#85-5593	#86-5722	#87-5601	#88-5709	#89-5529	#90-5397
#91-5565	#92-5724	#93-5482	#94-5450	#95-5527	#96-5392	#97-5538	#98-5718	#99-5426	#100-5543

**Type 6 #21 [Back to Summary]**

**This table contains a list of 100 hop frequencies, randomly selected from 5250-5724MHz in 1MHz steps**

#01-5606	#02-5595	#03-5258	#04-5534	#05-5531	#06-5537	#07-5261	#08-5292	#09-5503	#10-5429
#11-5313	#12-5574	#13-5656	#14-5260	#15-5683	#16-5331	#17-5253	#18-5324	#19-5525	#20-5495
#21-5553	#22-5467	#23-5657	#24-5564	#25-5643	#26-5505	#27-5336	#28-5672	#29-5709	#30-5512
#31-5277	#32-5524	#33-5298	#34-5532	#35-5308	#36-5441	#37-5618	#38-5666	#39-5276	#40-5692
#41-5502	#42-5400	#43-5551	#44-5440	#45-5569	#46-5449	#47-5388	#48-5464	#49-5443	#50-5714
#51-5662	#52-5419	#53-5316	#54-5612	#55-5282	#56-5649	#57-5345	#58-5518	#59-5641	#60-5484
#61-5547	#62-5381	#63-5686	#64-5319	#65-5669	#66-5607	#67-5461	#68-5601	#69-5611	#70-5689
#71-5311	#72-5317	#73-5342	#74-5315	#75-5492	#76-5472	#77-5570	#78-5360	#79-5346	#80-5535
#81-5634	#82-5567	#83-5717	#84-5554	#85-5281	#86-5693	#87-5483	#88-5301	#89-5267	#90-5577
#91-5478	#92-5418	#93-5379	#94-5444	#95-5581	#96-5706	#97-5304	#98-5352	#99-5697	#100-5357

This test report may be reproduced in full only. The document may only be updated by MiCOM Labs personnel. All changes will be noted in the Document History section of the report.



**Type 6 #22 [Back to Summary]**

**This table contains a list of 100 hop frequencies, randomly selected from 5250-5724MHz in 1MHz steps**

#01-5723	#02-5519	#03-5692	#04-5407	#05-5598	#06-5673	#07-5593	#08-5373	#09-5451	#10-5571
#11-5302	#12-5530	#13-5477	#14-5677	#15-5430	#16-5633	#17-5291	#18-5682	#19-5638	#20-5293
#21-5464	#22-5647	#23-5561	#24-5324	#25-5342	#26-5376	#27-5441	#28-5379	#29-5292	#30-5432
#31-5686	#32-5622	#33-5459	#34-5718	#35-5285	#36-5314	#37-5536	#38-5697	#39-5535	#40-5619
#41-5573	#42-5426	#43-5612	#44-5626	#45-5492	#46-5529	#47-5525	#48-5395	#49-5311	#50-5714
#51-5309	#52-5313	#53-5509	#54-5596	#55-5380	#56-5332	#57-5505	#58-5546	#59-5401	#60-5719
#61-5409	#62-5389	#63-5340	#64-5268	#65-5683	#66-5267	#67-5365	#68-5347	#69-5318	#70-5397
#71-5456	#72-5399	#73-5338	#74-5385	#75-5436	#76-5609	#77-5637	#78-5578	#79-5621	#80-5370
#81-5696	#82-5563	#83-5413	#84-5659	#85-5453	#86-5442	#87-5713	#88-5280	#89-5624	#90-5433
#91-5335	#92-5704	#93-5608	#94-5533	#95-5511	#96-5298	#97-5717	#98-5566	#99-5577	#100-5421

**Type 6 #23 [Back to Summary]**

**This table contains a list of 100 hop frequencies, randomly selected from 5250-5724MHz in 1MHz steps**

#01-5521	#02-5719	#03-5621	#04-5314	#05-5662	#06-5489	#07-5390	#08-5512	#09-5268	#10-5368
#11-5320	#12-5597	#13-5473	#14-5578	#15-5431	#16-5618	#17-5601	#18-5409	#19-5425	#20-5500
#21-5370	#22-5615	#23-5299	#24-5457	#25-5557	#26-5325	#27-5375	#28-5418	#29-5572	#30-5377
#31-5379	#32-5710	#33-5481	#34-5288	#35-5616	#36-5664	#37-5378	#38-5300	#39-5516	#40-5484
#41-5429	#42-5415	#43-5692	#44-5634	#45-5260	#46-5310	#47-5657	#48-5703	#49-5405	#50-5366
#51-5407	#52-5402	#53-5388	#54-5631	#55-5669	#56-5414	#57-5587	#58-5363	#59-5696	#60-5713
#61-5334	#62-5434	#63-5686	#64-5491	#65-5359	#66-5633	#67-5266	#68-5666	#69-5450	#70-5332
#71-5547	#72-5546	#73-5265	#74-5443	#75-5440	#76-5417	#77-5697	#78-5343	#79-5393	#80-5438
#81-5403	#82-5523	#83-5704	#84-5549	#85-5619	#86-5600	#87-5695	#88-5461	#89-5344	#90-5298
#91-5493	#92-5372	#93-5430	#94-5591	#95-5660	#96-5571	#97-5645	#98-5506	#99-5497	#100-5605

**Type 6 #24 [Back to Summary]**

**This table contains a list of 100 hop frequencies, randomly selected from 5250-5724MHz in 1MHz steps**

#01-5265	#02-5502	#03-5273	#04-5446	#05-5701	#06-5497	#07-5642	#08-5576	#09-5645	#10-5480
#11-5478	#12-5426	#13-5651	#14-5353	#15-5723	#16-5390	#17-5472	#18-5703	#19-5322	#20-5367
#21-5649	#22-5313	#23-5695	#24-5604	#25-5529	#26-5382	#27-5527	#28-5686	#29-5591	#30-5483
#31-5255	#32-5717	#33-5643	#34-5688	#35-5297	#36-5596	#37-5403	#38-5719	#39-5689	#40-5427
#41-5291	#42-5377	#43-5263	#44-5618	#45-5657	#46-5504	#47-5484	#48-5592	#49-5258	#50-5431
#51-5422	#52-5424	#53-5487	#54-5341	#55-5438	#56-5302	#57-5567	#58-5421	#59-5364	#60-5615
#61-5304	#62-5722	#63-5473	#64-5434	#65-5389	#66-5676	#67-5305	#68-5711	#69-5477	#70-5264
#71-5620	#72-5325	#73-5522	#74-5300	#75-5326	#76-5671	#77-5275	#78-5622	#79-5659	#80-5678
#81-5409	#82-5310	#83-5453	#84-5542	#85-5405	#86-5597	#87-5583	#88-5544	#89-5561	#90-5548
#91-5574	#92-5312	#93-5401	#94-5323	#95-5266	#96-5395	#97-5495	#98-5344	#99-5641	#100-5445

This test report may be reproduced in full only. The document may only be updated by MiCOM Labs personnel. All changes will be noted in the Document History section of the report.



**Type 6 #25 [Back to Summary]**

**This table contains a list of 100 hop frequencies, randomly selected from 5250-5724MHz in 1MHz steps**

#01-5669	#02-5512	#03-5529	#04-5412	#05-5543	#06-5388	#07-5700	#08-5620	#09-5395	#10-5466
#11-5430	#12-5661	#13-5619	#14-5270	#15-5616	#16-5577	#17-5517	#18-5342	#19-5485	#20-5399
#21-5654	#22-5415	#23-5557	#24-5649	#25-5449	#26-5283	#27-5656	#28-5448	#29-5505	#30-5528
#31-5267	#32-5250	#33-5689	#34-5366	#35-5665	#36-5263	#37-5718	#38-5303	#39-5445	#40-5568
#41-5402	#42-5357	#43-5607	#44-5464	#45-5428	#46-5330	#47-5375	#48-5582	#49-5643	#50-5551
#51-5549	#52-5442	#53-5295	#54-5264	#55-5347	#56-5696	#57-5487	#58-5344	#59-5354	#60-5293
#61-5422	#62-5615	#63-5663	#64-5655	#65-5545	#66-5329	#67-5602	#68-5583	#69-5621	#70-5642
#71-5459	#72-5502	#73-5308	#74-5675	#75-5434	#76-5678	#77-5531	#78-5591	#79-5586	#80-5701
#81-5443	#82-5532	#83-5351	#84-5567	#85-5292	#86-5481	#87-5683	#88-5341	#89-5524	#90-5492
#91-5418	#92-5527	#93-5498	#94-5509	#95-5704	#96-5310	#97-5337	#98-5653	#99-5525	#100-5561

**Type 6 #26 [Back to Summary]**

**This table contains a list of 100 hop frequencies, randomly selected from 5250-5724MHz in 1MHz steps**

#01-5487	#02-5289	#03-5271	#04-5303	#05-5324	#06-5400	#07-5556	#08-5279	#09-5686	#10-5694
#11-5378	#12-5261	#13-5444	#14-5560	#15-5352	#16-5505	#17-5530	#18-5367	#19-5691	#20-5714
#21-5614	#22-5480	#23-5631	#24-5496	#25-5418	#26-5485	#27-5611	#28-5525	#29-5514	#30-5257
#31-5331	#32-5588	#33-5528	#34-5270	#35-5427	#36-5608	#37-5665	#38-5287	#39-5661	#40-5483
#41-5457	#42-5475	#43-5398	#44-5315	#45-5533	#46-5394	#47-5682	#48-5373	#49-5407	#50-5595
#51-5497	#52-5516	#53-5396	#54-5553	#55-5707	#56-5251	#57-5670	#58-5478	#59-5322	#60-5429
#61-5371	#62-5654	#63-5580	#64-5683	#65-5539	#66-5649	#67-5622	#68-5589	#69-5330	#70-5481
#71-5406	#72-5254	#73-5482	#74-5259	#75-5353	#76-5677	#77-5467	#78-5567	#79-5308	#80-5391
#81-5575	#82-5461	#83-5340	#84-5377	#85-5479	#86-5281	#87-5305	#88-5285	#89-5716	#90-5255
#91-5385	#92-5295	#93-5277	#94-5557	#95-5460	#96-5574	#97-5579	#98-5283	#99-5659	#100-5508

**Type 6 #27 [Back to Summary]**

**This table contains a list of 100 hop frequencies, randomly selected from 5250-5724MHz in 1MHz steps**

#01-5327	#02-5565	#03-5266	#04-5718	#05-5511	#06-5638	#07-5543	#08-5603	#09-5299	#10-5452
#11-5635	#12-5263	#13-5288	#14-5521	#15-5443	#16-5489	#17-5556	#18-5309	#19-5618	#20-5566
#21-5631	#22-5295	#23-5476	#24-5271	#25-5683	#26-5455	#27-5427	#28-5352	#29-5612	#30-5534
#31-5373	#32-5608	#33-5498	#34-5620	#35-5324	#36-5383	#37-5693	#38-5367	#39-5486	#40-5329
#41-5710	#42-5513	#43-5345	#44-5371	#45-5257	#46-5481	#47-5363	#48-5695	#49-5268	#50-5520
#51-5390	#52-5342	#53-5601	#54-5281	#55-5527	#56-5515	#57-5697	#58-5553	#59-5433	#60-5366
#61-5671	#62-5350	#63-5615	#64-5405	#65-5273	#66-5548	#67-5414	#68-5422	#69-5341	#70-5500
#71-5551	#72-5499	#73-5381	#74-5624	#75-5675	#76-5698	#77-5313	#78-5647	#79-5334	#80-5394
#81-5256	#82-5466	#83-5343	#84-5410	#85-5389	#86-5659	#87-5370	#88-5344	#89-5289	#90-5673
#91-5719	#92-5577	#93-5458	#94-5540	#95-5530	#96-5570	#97-5428	#98-5614	#99-5262	#100-5277

This test report may be reproduced in full only. The document may only be updated by MiCOM Labs personnel. All changes will be noted in the Document History section of the report.



Type 6 #28 [Back to Summary]									
This table contains a list of 100 hop frequencies, randomly selected from 5250-5724MHz in 1MHz steps									
#01-5383	#02-5323	#03-5602	#04-5460	#05-5302	#06-5312	#07-5586	#08-5473	#09-5681	#10-5583
#11-5398	#12-5531	#13-5455	#14-5605	#15-5262	#16-5676	#17-5566	#18-5684	#19-5457	#20-5270
#21-5551	#22-5386	#23-5393	#24-5348	#25-5489	#26-5497	#27-5366	#28-5638	#29-5505	#30-5269
#31-5493	#32-5315	#33-5400	#34-5337	#35-5512	#36-5449	#37-5318	#38-5281	#39-5427	#40-5450
#41-5288	#42-5623	#43-5428	#44-5651	#45-5335	#46-5650	#47-5558	#48-5477	#49-5298	#50-5303
#51-5567	#52-5722	#53-5655	#54-5503	#55-5695	#56-5529	#57-5670	#58-5347	#59-5560	#60-5426
#61-5563	#62-5442	#63-5287	#64-5389	#65-5454	#66-5649	#67-5413	#68-5367	#69-5616	#70-5425
#71-5568	#72-5351	#73-5494	#74-5644	#75-5562	#76-5412	#77-5440	#78-5656	#79-5410	#80-5456
#81-5691	#82-5364	#83-5542	#84-5589	#85-5403	#86-5406	#87-5258	#88-5478	#89-5513	#90-5329
#91-5615	#92-5587	#93-5309	#94-5711	#95-5613	#96-5446	#97-5633	#98-5313	#99-5411	#100-5391

Type 6 #29 [Back to Summary]									
This table contains a list of 100 hop frequencies, randomly selected from 5250-5724MHz in 1MHz steps									
#01-5358	#02-5349	#03-5623	#04-5410	#05-5584	#06-5382	#07-5367	#08-5479	#09-5416	#10-5399
#11-5694	#12-5597	#13-5328	#14-5470	#15-5524	#16-5300	#17-5492	#18-5405	#19-5613	#20-5352
#21-5339	#22-5488	#23-5461	#24-5486	#25-5435	#26-5657	#27-5673	#28-5466	#29-5719	#30-5272
#31-5347	#32-5526	#33-5529	#34-5697	#35-5433	#36-5490	#37-5504	#38-5721	#39-5346	#40-5396
#41-5581	#42-5638	#43-5465	#44-5618	#45-5437	#46-5633	#47-5393	#48-5395	#49-5390	#50-5292
#51-5309	#52-5301	#53-5595	#54-5387	#55-5700	#56-5651	#57-5625	#58-5485	#59-5394	#60-5302
#61-5417	#62-5317	#63-5356	#64-5286	#65-5284	#66-5521	#67-5496	#68-5255	#69-5516	#70-5681
#71-5483	#72-5574	#73-5720	#74-5592	#75-5723	#76-5274	#77-5530	#78-5320	#79-5573	#80-5606
#81-5438	#82-5645	#83-5563	#84-5602	#85-5366	#86-5271	#87-5472	#88-5495	#89-5345	#90-5494
#91-5413	#92-5450	#93-5369	#94-5527	#95-5361	#96-5599	#97-5619	#98-5627	#99-5500	#100-5543

Type 6 #30 [Back to Summary]									
This table contains a list of 100 hop frequencies, randomly selected from 5250-5724MHz in 1MHz steps									
#01-5270	#02-5617	#03-5519	#04-5702	#05-5627	#06-5554	#07-5637	#08-5512	#09-5588	#10-5659
#11-5571	#12-5435	#13-5448	#14-5407	#15-5404	#16-5474	#17-5508	#18-5603	#19-5388	#20-5330
#21-5556	#22-5392	#23-5472	#24-5423	#25-5684	#26-5698	#27-5711	#28-5536	#29-5708	#30-5368
#31-5351	#32-5543	#33-5709	#34-5294	#35-5570	#36-5260	#37-5666	#38-5433	#39-5706	#40-5550
#41-5516	#42-5522	#43-5341	#44-5633	#45-5678	#46-5445	#47-5394	#48-5369	#49-5622	#50-5641
#51-5405	#52-5664	#53-5310	#54-5377	#55-5348	#56-5453	#57-5594	#58-5663	#59-5525	#60-5301
#61-5675	#62-5333	#63-5629	#64-5422	#65-5557	#66-5430	#67-5593	#68-5494	#69-5679	#70-5256
#71-5601	#72-5380	#73-5515	#74-5255	#75-5503	#76-5566	#77-5416	#78-5335	#79-5451	#80-5671
#81-5649	#82-5444	#83-5670	#84-5414	#85-5531	#86-5321	#87-5495	#88-5498	#89-5565	#90-5319
#91-5257	#92-5254	#93-5505	#94-5613	#95-5689	#96-5431	#97-5278	#98-5397	#99-5450	#100-5304

This test report may be reproduced in full only. The document may only be updated by MiCOM Labs personnel. All changes will be noted in the Document History section of the report.



**Title:** Aruba Networks, Inc. APIN0214, APIN0215  
**To:** FCC CFR 47 Part 15 Subpart E 15.407  
**Serial #:** ARUB206-U12\_DFS Rev A  
**Issue Date:** 6<sup>th</sup> May 2016  
**Page:** 105 of 163

Type 5 #0 5530.00 [Back to Summary]

Burst Segment	Number of Pulses	Chirp Width MHz	t1 usec	Pulse Width (t2) usec	t3 usec	t4 usec	t5 usec	Total Segment Length usec
1	3	10	537713	69	1697	1387	164878	705882
2	1	10	352902	85	0	0	352895	705882
3	2	20	367477	65	1084	0	337191	705882
4	1	19	562766	60	0	0	143056	705882
5	2	7	520315	54	1540	0	183919	705882
6	3	13	46	62	1640	1566	702444	705882
7	2	10	348083	70	1836	0	355823	705882
8	2	15	14071	62	1102	0	690585	705882
9	3	8	575547	80	1414	1774	126907	705882
10	3	8	575026	59	1876	1912	126891	705882
11	2	14	558421	98	1566	0	145699	705882
12	2	8	405488	51	1171	0	299121	705882
13	1	20	127353	66	0	0	578463	705882
14	3	15	401632	54	1019	1915	301154	705882
15	3	15	70666	89	1407	1891	631651	705882
16	3	12	487215	96	1260	1373	215746	705882
17	1	16	295220	86	0	0	410576	705882

Type 5 #1 5495.60 [Back to Summary]

Burst Segment	Number of Pulses	Chirp Width MHz	t1 usec	Pulse Width (t2) usec	t3 usec	t4 usec	t5 usec	Total Segment Length usec
1	3	14	867836	83	1524	1866	219434	1090909
2	1	18	584253	77	0	0	506579	1090909
3	3	15	1051733	95	1438	1064	36389	1090909
4	2	19	132439	53	1272	0	957092	1090909
5	3	16	941636	85	1027	1664	146327	1090909
6	1	9	256855	68	0	0	833986	1090909
7	2	17	454893	75	1749	0	634117	1090909
8	2	17	443536	99	1881	0	645294	1090909
9	3	14	854785	55	1156	970	233833	1090909
10	3	16	917832	65	1565	1587	169730	1090909
11	1	7	1050373	58	0	0	40478	1090909

This test report may be reproduced in full only. The document may only be updated by MiCOM Labs personnel. All changes will be noted in the Document History section of the report.



**Title:** Aruba Networks, Inc. APIN0214, APIN0215  
**To:** FCC CFR 47 Part 15 Subpart E 15.407  
**Serial #:** ARUB206-U12\_DFS Rev A  
**Issue Date:** 6<sup>th</sup> May 2016  
**Page:** 106 of 163

Type 5 #2 5564.40 [Back to Summary]

Burst Segment	Number of Pulses	Chirp Width MHz	t1 usec	Pulse Width (t2) usec	t3 usec	t4 usec	t5 usec	Total Segment Length usec
1	2	19	101447	60	1053	0	528958	631578
2	2	8	553570	65	1317	0	76561	631578
3	3	14	571697	87	1348	1184	57088	631578
4	3	14	54380	58	1069	1478	574477	631578
5	3	17	366836	52	1592	1614	261380	631578
6	2	15	286459	71	1606	0	343371	631578
7	2	14	185095	73	973	0	445364	631578
8	3	9	569293	77	1909	1567	58578	631578
9	1	6	123415	78	0	0	508085	631578
10	2	7	361290	97	911	0	269183	631578
11	3	11	199404	66	1170	1825	428981	631578
12	2	16	608110	96	1525	0	21751	631578
13	1	9	67887	51	0	0	563640	631578
14	3	18	23777	84	1540	1269	604740	631578
15	3	12	143259	78	979	1849	485257	631578
16	2	8	151520	73	1597	0	478315	631578
17	2	14	38981	55	1118	0	591369	631578
18	2	20	395686	57	1230	0	234548	631578
19	2	15	52365	68	1598	0	577479	631578

Type 5 #3 5496.40 [Back to Summary]

Burst Segment	Number of Pulses	Chirp Width MHz	t1 usec	Pulse Width (t2) usec	t3 usec	t4 usec	t5 usec	Total Segment Length usec
1	1	16	78559	61	0	0	1012289	1090909
2	2	13	844571	83	1890	0	244282	1090909
3	3	20	476081	59	1030	1934	611687	1090909
4	2	16	1010450	98	1515	0	78748	1090909
5	3	19	704620	97	1210	1610	383178	1090909
6	1	10	202391	70	0	0	888448	1090909
7	3	18	260596	69	1877	1442	826787	1090909
8	2	16	619335	80	1893	0	469521	1090909
9	2	6	209178	70	1115	0	880476	1090909
10	3	8	1037884	65	971	1347	50512	1090909
11	1	14	85610	57	0	0	1005242	1090909

This test report may be reproduced in full only. The document may only be updated by MiCOM Labs personnel. All changes will be noted in the Document History section of the report.



**Title:** Aruba Networks, Inc. APIN0214, APIN0215  
**To:** FCC CFR 47 Part 15 Subpart E 15.407  
**Serial #:** ARUB206-U12\_DFS Rev A  
**Issue Date:** 6<sup>th</sup> May 2016  
**Page:** 107 of 163

Type 5 #4 5562.40 [Back to Summary]

Burst Segment	Number of Pulses	Chirp Width MHz	t1 usec	Pulse Width (t2) usec	t3 usec	t4 usec	t5 usec	Total Segment Length usec
1	2	19	125019	68	1521	0	873324	1000000
2	2	8	119620	80	1708	0	878512	1000000
3	1	8	17368	74	0	0	982558	1000000
4	2	15	20738	51	1308	0	977852	1000000
5	2	6	759663	91	1424	0	238731	1000000
6	3	9	336828	61	1712	1750	659527	1000000
7	3	11	231708	66	1846	1027	765221	1000000
8	3	12	891125	69	1919	1739	105010	1000000
9	2	16	990307	53	1760	0	7827	1000000
10	1	19	413710	52	0	0	586238	1000000
11	3	13	847538	80	1441	1200	149581	1000000
12	1	19	381360	91	0	0	618549	1000000

Type 5 #5 5562.40 [Back to Summary]

Burst Segment	Number of Pulses	Chirp Width MHz	t1 usec	Pulse Width (t2) usec	t3 usec	t4 usec	t5 usec	Total Segment Length usec
1	2	11	32089	72	1740	0	632693	666666
2	1	6	167439	97	0	0	499130	666666
3	1	5	485780	96	0	0	180790	666666
4	3	12	151076	86	931	1874	512527	666666
5	1	19	616140	86	0	0	50440	666666
6	3	19	253699	87	1303	1726	409677	666666
7	2	13	658676	78	1528	0	6306	666666
8	2	15	508223	98	1834	0	156413	666666
9	3	19	584926	54	1613	1104	78861	666666
10	2	14	270715	91	1466	0	394303	666666
11	1	15	81812	93	0	0	584761	666666
12	1	13	359595	75	0	0	306996	666666
13	1	19	74554	58	0	0	592054	666666
14	3	16	490043	81	1296	1346	173738	666666
15	2	17	129512	89	996	0	535980	666666
16	2	17	509954	58	1168	0	155428	666666
17	1	6	520413	59	0	0	146194	666666
18	1	13	472532	99	0	0	194035	666666

This test report may be reproduced in full only. The document may only be updated by MiCOM Labs personnel. All changes will be noted in the Document History section of the report.



**Title:** Aruba Networks, Inc. APIN0214, APIN0215  
**To:** FCC CFR 47 Part 15 Subpart E 15.407  
**Serial #:** ARUB206-U12\_DFS Rev A  
**Issue Date:** 6<sup>th</sup> May 2016  
**Page:** 108 of 163

Type 5 #6 5492.00 [Back to Summary]

Burst Segment	Number of Pulses	Chirp Width MHz	t1 usec	Pulse Width (t2) usec	t3 usec	t4 usec	t5 usec	Total Segment Length usec
1	2	5	63819	95	1328	0	566241	631578
2	3	17	35759	80	1903	1116	592560	631578
3	2	7	126639	75	1000	0	503789	631578
4	3	5	602711	80	1583	1076	25968	631578
5	1	17	333894	63	0	0	297621	631578
6	3	6	58643	54	1803	1710	569260	631578
7	3	20	220803	76	1774	1327	407446	631578
8	3	14	366032	61	1652	1120	262591	631578
9	1	13	27494	65	0	0	604019	631578
10	1	12	233936	79	0	0	397563	631578
11	2	16	355932	52	1473	0	274069	631578
12	3	14	435804	83	1877	1445	192203	631578
13	1	20	308517	72	0	0	322989	631578
14	3	8	567997	59	1739	1372	60293	631578
15	3	12	64081	53	1725	1688	563925	631578
16	2	18	337763	51	1026	0	292687	631578
17	2	14	511337	70	1865	0	118236	631578
18	2	15	80811	64	1623	0	549016	631578
19	1	5	34772	53	0	0	596753	631578

Type 5 #7 5530.00 [Back to Summary]

Burst Segment	Number of Pulses	Chirp Width MHz	t1 usec	Pulse Width (t2) usec	t3 usec	t4 usec	t5 usec	Total Segment Length usec
1	1	13	1138461	91	0	0	194781	1333333
2	3	5	1290109	89	1377	1576	40004	1333333
3	1	18	841841	88	0	0	491404	1333333
4	1	6	600232	78	0	0	733023	1333333
5	1	5	461590	87	0	0	871656	1333333
6	2	17	169714	58	1883	0	1161620	1333333
7	3	13	961334	89	927	1336	369469	1333333
8	2	15	1331694	95	1408	0	41	1333333
9	1	10	1236386	88	0	0	96859	1333333

This test report may be reproduced in full only. The document may only be updated by MiCOM Labs personnel. All changes will be noted in the Document History section of the report.



**Title:** Aruba Networks, Inc. APIN0214, APIN0215  
**To:** FCC CFR 47 Part 15 Subpart E 15.407  
**Serial #:** ARUB206-U12\_DFS Rev A  
**Issue Date:** 6<sup>th</sup> May 2016  
**Page:** 109 of 163

Type 5 #8 5564.00 [Back to Summary]

Burst Segment	Number of Pulses	Chirp Width MHz	t1 usec	Pulse Width (t2) usec	t3 usec	t4 usec	t5 usec	Total Segment Length usec
1	3	15	288715	78	1383	960	308708	600000
2	2	14	186927	58	1803	0	411154	600000
3	1	9	206615	93	0	0	393292	600000
4	1	15	178695	92	0	0	421213	600000
5	3	20	138958	56	1780	968	458126	600000
6	3	5	241945	78	1028	1072	355721	600000
7	2	11	373362	55	1535	0	224993	600000
8	1	6	156485	74	0	0	443441	600000
9	1	11	338810	69	0	0	261121	600000
10	2	5	94642	74	1323	0	503887	600000
11	3	6	496344	73	970	1163	101304	600000
12	1	15	136990	86	0	0	462924	600000
13	1	13	34110	97	0	0	565793	600000
14	2	19	279278	73	927	0	319649	600000
15	2	20	338761	86	1272	0	259795	600000
16	1	16	328517	75	0	0	271408	600000
17	1	17	419669	81	0	0	180250	600000
18	1	8	412510	95	0	0	187395	600000
19	1	18	337842	68	0	0	262090	600000
20	2	12	470482	96	1155	0	128171	600000

Type 5 #9 5494.80 [Back to Summary]

Burst Segment	Number of Pulses	Chirp Width MHz	t1 usec	Pulse Width (t2) usec	t3 usec	t4 usec	t5 usec	Total Segment Length usec
1	3	20	478363	66	1043	1432	518964	1000000
2	2	12	104357	87	1845	0	893624	1000000
3	2	16	462503	50	1038	0	536359	1000000
4	2	12	775930	51	1553	0	222415	1000000
5	2	17	554088	94	1055	0	444669	1000000
6	1	6	811327	96	0	0	188577	1000000
7	2	17	822935	55	1653	0	175302	1000000
8	2	7	272970	80	1037	0	725833	1000000
9	1	12	257555	71	0	0	742374	1000000
10	2	10	474360	89	1041	0	524421	1000000
11	1	11	775287	73	0	0	224640	1000000
12	1	5	455433	78	0	0	544489	1000000

This test report may be reproduced in full only. The document may only be updated by MiCOM Labs personnel. All changes will be noted in the Document History section of the report.



**Title:** Aruba Networks, Inc. APIN0214, APIN0215  
**To:** FCC CFR 47 Part 15 Subpart E 15.407  
**Serial #:** ARUB206-U12\_DFS Rev A  
**Issue Date:** 6<sup>th</sup> May 2016  
**Page:** 110 of 163

Type 5 #10 5530.00 [Back to Summary]

Burst Segment	Number of Pulses	Chirp Width MHz	t1 usec	Pulse Width (t2) usec	t3 usec	t4 usec	t5 usec	Total Segment Length usec
1	3	10	749411	98	1569	1547	447179	1200000
2	2	17	1102231	100	1199	0	96370	1200000
3	3	9	566829	93	1822	1109	629961	1200000
4	2	14	449913	59	1129	0	748840	1200000
5	1	11	1164913	100	0	0	34987	1200000
6	2	10	187018	55	1543	0	1011329	1200000
7	3	11	1100814	99	1103	1074	96712	1200000
8	2	18	701885	89	1770	0	496167	1200000
9	1	8	967287	52	0	0	232661	1200000
10	1	13	687846	59	0	0	512095	1200000

Type 5 #11 5530.00 [Back to Summary]

Burst Segment	Number of Pulses	Chirp Width MHz	t1 usec	Pulse Width (t2) usec	t3 usec	t4 usec	t5 usec	Total Segment Length usec
1	1	18	696364	92	0	0	9426	705882
2	2	10	474820	87	1151	0	229737	705882
3	1	15	109277	64	0	0	596541	705882
4	1	16	308552	56	0	0	397274	705882
5	1	9	7258	87	0	0	698537	705882
6	2	17	249285	68	1535	0	454926	705882
7	1	14	506369	89	0	0	199424	705882
8	1	17	627355	81	0	0	78446	705882
9	3	6	305663	98	1341	1519	397065	705882
10	2	6	403985	61	1485	0	300290	705882
11	3	19	574311	94	993	1007	129289	705882
12	1	9	493004	88	0	0	212790	705882
13	2	6	162646	74	1310	0	541778	705882
14	2	14	83268	79	1878	0	620578	705882
15	3	9	412644	96	1088	1072	290790	705882
16	3	9	331080	73	1650	1713	371220	705882
17	3	15	489915	59	1428	1186	213176	705882

This test report may be reproduced in full only. The document may only be updated by MiCOM Labs personnel. All changes will be noted in the Document History section of the report.



**Title:** Aruba Networks, Inc. APIN0214, APIN0215  
**To:** FCC CFR 47 Part 15 Subpart E 15.407  
**Serial #:** ARUB206-U12\_DFS Rev A  
**Issue Date:** 6<sup>th</sup> May 2016  
**Page:** 111 of 163

Type 5 #12 5530.00 [Back to Summary]

Burst Segment	Number of Pulses	Chirp Width MHz	t1 usec	Pulse Width (t2) usec	t3 usec	t4 usec	t5 usec	Total Segment Length usec
1	3	18	287417	52	1416	1138	567015	857142
2	2	5	727029	51	1335	0	128676	857142
3	3	7	12191	81	1346	1817	841545	857142
4	2	19	699615	86	1429	0	155926	857142
5	2	14	128711	73	1841	0	726444	857142
6	2	16	291201	96	1648	0	564101	857142
7	3	5	374111	54	1006	1777	480086	857142
8	1	16	482384	93	0	0	374665	857142
9	3	12	276336	53	1685	1123	577839	857142
10	2	15	445468	64	1823	0	409723	857142
11	3	6	769485	50	1366	1338	84803	857142
12	1	17	91382	59	0	0	765701	857142
13	2	13	439660	82	1025	0	416293	857142
14	1	6	493942	68	0	0	363132	857142

Type 5 #13 5567.60 [Back to Summary]

Burst Segment	Number of Pulses	Chirp Width MHz	t1 usec	Pulse Width (t2) usec	t3 usec	t4 usec	t5 usec	Total Segment Length usec
1	3	20	188	61	1813	1504	853454	857142
2	3	18	28934	87	1187	1550	825210	857142
3	3	6	550316	91	997	1881	303675	857142
4	2	17	753454	77	1585	0	101949	857142
5	2	11	539083	80	1868	0	316031	857142
6	2	5	78343	61	1153	0	777524	857142
7	2	13	179258	82	972	0	676748	857142
8	3	6	459383	69	1471	1290	394791	857142
9	2	17	6147	66	1624	0	849239	857142
10	2	16	33429	56	1567	0	822034	857142
11	3	10	112007	60	1435	1223	742297	857142
12	1	6	510922	60	0	0	346160	857142
13	1	20	423744	71	0	0	433327	857142
14	1	5	653438	77	0	0	203627	857142

This test report may be reproduced in full only. The document may only be updated by MiCOM Labs personnel. All changes will be noted in the Document History section of the report.



**Title:** Aruba Networks, Inc. APIN0214, APIN0215  
**To:** FCC CFR 47 Part 15 Subpart E 15.407  
**Serial #:** ARUB206-U12\_DFS Rev A  
**Issue Date:** 6<sup>th</sup> May 2016  
**Page:** 112 of 163

Type 5 #14 5566.40 [Back to Summary]

Burst Segment	Number of Pulses	Chirp Width MHz	t1 usec	Pulse Width (t2) usec	t3 usec	t4 usec	t5 usec	Total Segment Length usec
1	1	9	202224	73	0	0	464369	666666
2	2	9	171550	100	1548	0	493368	666666
3	2	6	393184	62	1237	0	272121	666666
4	1	11	139025	82	0	0	527559	666666
5	2	16	579199	97	1238	0	86035	666666
6	2	9	250817	88	959	0	414714	666666
7	1	12	260396	76	0	0	406194	666666
8	2	14	311185	97	1475	0	353812	666666
9	3	13	527728	50	962	1433	136393	666666
10	2	12	552684	92	1861	0	111937	666666
11	3	16	555185	93	1245	1382	108575	666666
12	1	14	528245	86	0	0	138335	666666
13	2	20	236541	52	1843	0	428178	666666
14	3	18	14690	58	1694	1312	648796	666666
15	2	13	33365	58	1149	0	632036	666666
16	3	13	183649	62	1232	1568	480031	666666
17	1	12	288707	60	0	0	377899	666666
18	3	19	563715	56	1466	1800	99517	666666

This test report may be reproduced in full only. The document may only be updated by MiCOM Labs personnel. All changes will be noted in the Document History section of the report.



**Title:** Aruba Networks, Inc. APIN0214, APIN0215  
**To:** FCC CFR 47 Part 15 Subpart E 15.407  
**Serial #:** ARUB206-U12\_DFS Rev A  
**Issue Date:** 6<sup>th</sup> May 2016  
**Page:** 113 of 163

Type 5 #15 5494.40 [Back to Summary]

Burst Segment	Number of Pulses	Chirp Width MHz	t1 usec	Pulse Width (t2) usec	t3 usec	t4 usec	t5 usec	Total Segment Length usec
1	3	20	76200	68	1502	1049	521045	600000
2	1	20	440562	71	0	0	159367	600000
3	2	11	132795	91	1600	0	465423	600000
4	1	19	501931	71	0	0	97998	600000
5	1	7	158325	65	0	0	441610	600000
6	3	11	24263	86	1837	1885	571757	600000
7	3	13	294007	61	1111	1443	303256	600000
8	1	12	477865	63	0	0	122072	600000
9	1	19	384296	74	0	0	215630	600000
10	2	11	444404	88	989	0	154431	600000
11	2	12	11473	100	1500	0	586827	600000
12	3	13	505653	84	1021	1134	91940	600000
13	3	6	301527	60	1313	997	295983	600000
14	1	19	119222	82	0	0	480696	600000
15	1	20	75539	94	0	0	524367	600000
16	3	11	581932	85	1437	1637	14739	600000
17	1	7	252617	66	0	0	347317	600000
18	1	15	297315	72	0	0	302613	600000
19	2	20	26948	92	953	0	571915	600000
20	2	19	303652	54	1355	0	294885	600000

This test report may be reproduced in full only. The document may only be updated by MiCOM Labs personnel. All changes will be noted in the Document History section of the report.



**Title:** Aruba Networks, Inc. APIN0214, APIN0215  
**To:** FCC CFR 47 Part 15 Subpart E 15.407  
**Serial #:** ARUB206-U12\_DFS Rev A  
**Issue Date:** 6<sup>th</sup> May 2016  
**Page:** 114 of 163

Type 5 #16 5530.00 [Back to Summary]

Burst Segment	Number of Pulses	Chirp Width MHz	t1 usec	Pulse Width (t2) usec	t3 usec	t4 usec	t5 usec	Total Segment Length usec
1	1	17	137074	84	0	0	662842	800000
2	2	6	378120	74	1472	0	420260	800000
3	1	9	792188	100	0	0	7712	800000
4	2	13	19324	62	1317	0	779235	800000
5	2	14	456460	66	1809	0	341599	800000
6	1	8	19774	53	0	0	780173	800000
7	3	5	728560	65	1759	1215	68271	800000
8	3	9	508025	84	1465	1075	289183	800000
9	3	19	412184	97	1059	1107	385359	800000
10	2	15	84203	100	1702	0	713895	800000
11	3	16	130087	94	1090	1873	666668	800000
12	1	6	259395	82	0	0	540523	800000
13	2	8	373747	65	1369	0	424754	800000
14	3	5	780524	67	1634	1884	15757	800000
15	1	16	317425	69	0	0	482506	800000

Type 5 #17 5566.00 [Back to Summary]

Burst Segment	Number of Pulses	Chirp Width MHz	t1 usec	Pulse Width (t2) usec	t3 usec	t4 usec	t5 usec	Total Segment Length usec
1	3	14	255328	68	1431	1162	447757	705882
2	1	10	665941	60	0	0	39881	705882
3	2	20	128326	87	1434	0	575948	705882
4	3	10	462735	53	1434	1573	239981	705882
5	3	18	675357	87	1151	1851	27262	705882
6	3	12	553634	56	1437	975	149668	705882
7	1	16	8194	72	0	0	697616	705882
8	2	6	22022	54	1225	0	682527	705882
9	1	7	429118	76	0	0	276688	705882
10	1	17	44877	59	0	0	660946	705882
11	1	8	544007	53	0	0	161822	705882
12	1	15	569390	100	0	0	136392	705882
13	1	11	119434	64	0	0	586384	705882
14	1	12	352889	93	0	0	352900	705882
15	3	6	328779	87	1352	1818	373672	705882
16	1	10	442713	70	0	0	263099	705882
17	2	15	605215	60	1571	0	98976	705882

This test report may be reproduced in full only. The document may only be updated by MiCOM Labs personnel. All changes will be noted in the Document History section of the report.



**Title:** Aruba Networks, Inc. APIN0214, APIN0215  
**To:** FCC CFR 47 Part 15 Subpart E 15.407  
**Serial #:** ARUB206-U12\_DFS Rev A  
**Issue Date:** 6<sup>th</sup> May 2016  
**Page:** 115 of 163

Type 5 #18 5496.40 [Back to Summary]

Burst Segment	Number of Pulses	Chirp Width MHz	t1 usec	Pulse Width (t2) usec	t3 usec	t4 usec	t5 usec	Total Segment Length usec
1	1	10	279355	53	0	0	387258	666666
2	3	7	136039	50	1400	1060	528017	666666
3	2	16	633376	90	1020	0	32090	666666
4	1	15	443206	53	0	0	223407	666666
5	2	10	458297	55	1103	0	207156	666666
6	3	11	279109	92	1344	1283	384654	666666
7	1	11	413659	82	0	0	252925	666666
8	1	13	20932	50	0	0	645684	666666
9	3	13	464639	97	1528	1232	198976	666666
10	1	16	157425	71	0	0	509170	666666
11	3	7	337320	68	1901	1898	325343	666666
12	3	19	639554	88	1553	1476	23819	666666
13	2	6	26158	87	1603	0	638731	666666
14	3	6	491200	68	956	1866	172440	666666
15	1	16	535287	99	0	0	131280	666666
16	2	12	292287	100	1456	0	372723	666666
17	1	17	7654	59	0	0	658953	666666
18	1	15	615486	60	0	0	51120	666666

This test report may be reproduced in full only. The document may only be updated by MiCOM Labs personnel. All changes will be noted in the Document History section of the report.



**Title:** Aruba Networks, Inc. APIN0214, APIN0215  
**To:** FCC CFR 47 Part 15 Subpart E 15.407  
**Serial #:** ARUB206-U12\_DFS Rev A  
**Issue Date:** 6<sup>th</sup> May 2016  
**Page:** 116 of 163

Type 5 #19 5530.00 [Back to Summary]

Burst Segment	Number of Pulses	Chirp Width MHz	t1 usec	Pulse Width (t2) usec	t3 usec	t4 usec	t5 usec	Total Segment Length usec
1	1	19	280629	55	0	0	319316	600000
2	3	17	394341	67	1484	1572	202402	600000
3	2	15	443932	52	1159	0	154805	600000
4	2	20	422687	54	1173	0	176032	600000
5	1	12	51045	88	0	0	548867	600000
6	1	11	590052	92	0	0	9856	600000
7	1	18	24839	70	0	0	575091	600000
8	2	16	517403	56	1764	0	80721	600000
9	2	11	556043	62	938	0	42895	600000
10	2	7	295443	90	1304	0	303073	600000
11	3	11	260742	50	1138	1150	336820	600000
12	1	14	401851	88	0	0	198061	600000
13	3	19	290944	67	1864	1753	305238	600000
14	1	11	359123	91	0	0	240786	600000
15	2	19	310861	76	1683	0	287304	600000
16	3	16	386528	92	1177	1302	210717	600000
17	3	10	402775	87	1341	1878	193745	600000
18	1	14	137774	82	0	0	462144	600000
19	2	7	138522	56	1019	0	460347	600000
20	2	7	77569	74	1366	0	520917	600000

This test report may be reproduced in full only. The document may only be updated by MiCOM Labs personnel. All changes will be noted in the Document History section of the report.



**Title:** Aruba Networks, Inc. APIN0214, APIN0215  
**To:** FCC CFR 47 Part 15 Subpart E 15.407  
**Serial #:** ARUB206-U12\_DFS Rev A  
**Issue Date:** 6<sup>th</sup> May 2016  
**Page:** 117 of 163

Type 5 #20 5494.00 [Back to Summary]

Burst Segment	Number of Pulses	Chirp Width MHz	t1 usec	Pulse Width (t2) usec	t3 usec	t4 usec	t5 usec	Total Segment Length usec
1	3	20	375734	90	1369	1007	221620	600000
2	3	14	108093	72	1440	1405	488846	600000
3	1	14	337026	92	0	0	262882	600000
4	2	18	104883	93	919	0	494012	600000
5	3	7	408011	68	1330	1705	188750	600000
6	1	10	314955	71	0	0	284974	600000
7	3	15	213640	63	1151	1872	383148	600000
8	3	5	592733	94	1456	1109	4420	600000
9	3	20	369205	95	1032	1146	228332	600000
10	3	10	480352	99	1529	1017	116805	600000
11	3	18	564851	71	989	1254	32693	600000
12	2	9	387914	50	1937	0	210049	600000
13	3	14	318985	68	1611	1136	278064	600000
14	3	12	387987	89	1883	1700	208163	600000
15	1	15	265264	73	0	0	334663	600000
16	3	11	88415	83	1116	1118	509102	600000
17	3	13	323184	62	1446	1846	273338	600000
18	1	8	438247	58	0	0	161695	600000
19	3	5	560378	62	1710	1560	36166	600000
20	2	10	390752	72	1789	0	207315	600000

This test report may be reproduced in full only. The document may only be updated by MiCOM Labs personnel. All changes will be noted in the Document History section of the report.



**Title:** Aruba Networks, Inc. APIN0214, APIN0215  
**To:** FCC CFR 47 Part 15 Subpart E 15.407  
**Serial #:** ARUB206-U12\_DFS Rev A  
**Issue Date:** 6<sup>th</sup> May 2016  
**Page:** 118 of 163

Type 5 #21 5567.20 [Back to Summary]

Burst Segment	Number of Pulses	Chirp Width MHz	t1 usec	Pulse Width (t2) usec	t3 usec	t4 usec	t5 usec	Total Segment Length usec
1	1	14	399770	89	0	0	266807	666666
2	3	16	522164	75	1284	1808	141185	666666
3	2	12	113015	89	1278	0	552195	666666
4	3	12	518360	81	1585	1213	145265	666666
5	1	20	293054	96	0	0	373516	666666
6	3	16	572121	91	994	1852	91426	666666
7	2	5	487900	75	1004	0	177612	666666
8	3	18	551604	65	1533	1394	111940	666666
9	3	17	169422	98	1154	1182	494614	666666
10	3	17	238398	94	1797	1101	425088	666666
11	1	18	426840	55	0	0	239771	666666
12	1	15	652458	91	0	0	14117	666666
13	1	19	71662	97	0	0	594907	666666
14	1	9	291152	73	0	0	375441	666666
15	3	14	630383	66	1001	1769	33315	666666
16	1	7	124589	99	0	0	541978	666666
17	2	20	88317	78	1134	0	577059	666666
18	3	7	581030	57	1922	1907	81636	666666

Type 5 #22 5530.00 [Back to Summary]

Burst Segment	Number of Pulses	Chirp Width MHz	t1 usec	Pulse Width (t2) usec	t3 usec	t4 usec	t5 usec	Total Segment Length usec
1	1	19	524112	52	0	0	566745	1090909
2	2	5	1066071	96	1602	0	23044	1090909
3	3	10	333162	99	967	1393	755090	1090909
4	1	6	987641	76	0	0	103192	1090909
5	3	20	18686	73	1139	1045	1069820	1090909
6	1	20	1050125	91	0	0	40693	1090909
7	1	10	610834	74	0	0	480001	1090909
8	2	13	386090	58	1095	0	703608	1090909
9	2	20	226666	65	1411	0	862702	1090909
10	3	15	724264	80	1065	1561	363779	1090909
11	1	19	63643	81	0	0	1027185	1090909

This test report may be reproduced in full only. The document may only be updated by MiCOM Labs personnel. All changes will be noted in the Document History section of the report.



**Title:** Aruba Networks, Inc. APIN0214, APIN0215  
**To:** FCC CFR 47 Part 15 Subpart E 15.407  
**Serial #:** ARUB206-U12\_DFS Rev A  
**Issue Date:** 6<sup>th</sup> May 2016  
**Page:** 119 of 163

Type 5 #23 5563.20 [Back to Summary]

Burst Segment	Number of Pulses	Chirp Width MHz	t1 usec	Pulse Width (t2) usec	t3 usec	t4 usec	t5 usec	Total Segment Length usec
1	3	18	295944	58	1739	1405	300738	600000
2	1	16	504107	53	0	0	95840	600000
3	2	17	192145	82	1428	0	406263	600000
4	3	7	552700	99	1611	1504	43888	600000
5	3	11	546834	89	1432	1299	50168	600000
6	1	20	316666	64	0	0	283270	600000
7	2	14	595641	63	1712	0	2521	600000
8	3	19	530461	68	1829	1133	66373	600000
9	3	12	378868	68	1887	1789	217252	600000
10	1	5	264271	95	0	0	335634	600000
11	1	6	474497	73	0	0	125430	600000
12	2	9	347346	70	1005	0	251509	600000
13	3	17	225322	89	1223	1642	371546	600000
14	1	10	57599	87	0	0	542314	600000
15	2	18	22532	64	1338	0	576002	600000
16	1	20	339733	70	0	0	260197	600000
17	2	18	540002	64	1336	0	58534	600000
18	1	17	297570	72	0	0	302358	600000
19	3	9	188868	79	1001	1737	408157	600000
20	1	20	33238	55	0	0	566707	600000

This test report may be reproduced in full only. The document may only be updated by MiCOM Labs personnel. All changes will be noted in the Document History section of the report.



**Title:** Aruba Networks, Inc. APIN0214, APIN0215  
**To:** FCC CFR 47 Part 15 Subpart E 15.407  
**Serial #:** ARUB206-U12\_DFS Rev A  
**Issue Date:** 6<sup>th</sup> May 2016  
**Page:** 120 of 163

Type 5 #24 5494.40 [Back to Summary]

Burst Segment	Number of Pulses	Chirp Width MHz	t1 usec	Pulse Width (t2) usec	t3 usec	t4 usec	t5 usec	Total Segment Length usec
1	2	19	556674	83	1912	0	147130	705882
2	2	10	21933	58	994	0	682839	705882
3	2	11	382389	50	1660	0	321733	705882
4	1	11	626318	54	0	0	79510	705882
5	1	14	502512	64	0	0	203306	705882
6	3	18	349189	87	1450	1376	353606	705882
7	1	9	241301	97	0	0	464484	705882
8	1	19	268257	100	0	0	437525	705882
9	3	12	532823	81	1845	1003	169968	705882
10	2	14	261308	72	1795	0	442635	705882
11	1	7	516337	50	0	0	189495	705882
12	1	11	7136	92	0	0	698654	705882
13	3	9	489988	57	1914	1832	211977	705882
14	3	6	82663	96	1145	1575	620211	705882
15	3	19	288612	83	1154	1686	414181	705882
16	1	17	174386	60	0	0	531436	705882
17	1	20	116883	58	0	0	588941	705882

Type 5 #25 5530.00 [Back to Summary]

Burst Segment	Number of Pulses	Chirp Width MHz	t1 usec	Pulse Width (t2) usec	t3 usec	t4 usec	t5 usec	Total Segment Length usec
1	2	8	613233	98	1137	0	585434	1200000
2	3	20	765382	99	1132	1497	431692	1200000
3	2	8	433133	61	1781	0	764964	1200000
4	1	16	781226	96	0	0	418678	1200000
5	2	20	782642	54	1909	0	415341	1200000
6	2	8	1007406	60	1629	0	190845	1200000
7	1	16	609111	50	0	0	590839	1200000
8	2	19	190471	98	908	0	1008425	1200000
9	1	16	825936	87	0	0	373977	1200000
10	2	18	1175039	56	1015	0	23834	1200000

This test report may be reproduced in full only. The document may only be updated by MiCOM Labs personnel. All changes will be noted in the Document History section of the report.



**Title:** Aruba Networks, Inc. APIN0214, APIN0215  
**To:** FCC CFR 47 Part 15 Subpart E 15.407  
**Serial #:** ARUB206-U12\_DFS Rev A  
**Issue Date:** 6<sup>th</sup> May 2016  
**Page:** 121 of 163

Type 5 #26 5530.00 [Back to Summary]

Burst Segment	Number of Pulses	Chirp Width MHz	t1 usec	Pulse Width (t2) usec	t3 usec	t4 usec	t5 usec	Total Segment Length usec
1	3	9	344513	55	1150	1460	252712	600000
2	2	8	586639	50	1532	0	11729	600000
3	2	9	302629	89	1301	0	295892	600000
4	2	16	528882	94	1757	0	69173	600000
5	2	16	544749	59	1447	0	53686	600000
6	3	9	274336	70	1764	1761	321929	600000
7	1	17	440589	61	0	0	159350	600000
8	3	8	558907	91	1840	1904	37076	600000
9	3	7	270532	71	1505	1892	325858	600000
10	1	13	574641	56	0	0	25303	600000
11	2	6	545155	56	1375	0	53358	600000
12	2	14	582685	85	1590	0	15555	600000
13	3	17	324226	70	1450	1368	272746	600000
14	2	15	392520	83	1729	0	205585	600000
15	3	20	337519	93	1688	1678	258836	600000
16	3	12	195492	98	1013	1063	402138	600000
17	3	6	492002	55	1097	1317	105419	600000
18	1	14	153347	55	0	0	446598	600000
19	1	9	403942	61	0	0	195997	600000
20	2	11	383758	57	1943	0	214185	600000

Type 5 #27 5492.00 [Back to Summary]

Burst Segment	Number of Pulses	Chirp Width MHz	t1 usec	Pulse Width (t2) usec	t3 usec	t4 usec	t5 usec	Total Segment Length usec
1	3	13	598849	65	1209	1071	321752	923076
2	1	17	606329	98	0	0	316649	923076
3	1	13	67413	94	0	0	855569	923076
4	3	10	766372	70	1321	1012	154161	923076
5	2	5	770268	85	1449	0	151189	923076
6	3	6	484884	75	1833	1717	434417	923076
7	2	16	526323	73	1560	0	395047	923076
8	2	5	629847	92	1630	0	291415	923076
9	2	20	144937	67	961	0	777044	923076
10	2	17	736555	60	1187	0	185214	923076
11	1	17	84532	96	0	0	838448	923076
12	3	5	131893	62	1376	1343	788278	923076
13	1	20	119513	52	0	0	803511	923076

This test report may be reproduced in full only. The document may only be updated by MiCOM Labs personnel. All changes will be noted in the Document History section of the report.



**Title:** Aruba Networks, Inc. APIN0214, APIN0215  
**To:** FCC CFR 47 Part 15 Subpart E 15.407  
**Serial #:** ARUB206-U12\_DFS Rev A  
**Issue Date:** 6<sup>th</sup> May 2016  
**Page:** 122 of 163

Type 5 #28 5493.60 [Back to Summary]

Burst Segment	Number of Pulses	Chirp Width MHz	t1 usec	Pulse Width (t2) usec	t3 usec	t4 usec	t5 usec	Total Segment Length usec
1	2	12	573937	93	1214	0	91329	666666
2	2	10	5583	69	1080	0	659865	666666
3	2	13	50510	55	1624	0	614422	666666
4	1	15	661697	65	0	0	4904	666666
5	2	15	423971	77	1534	0	241007	666666
6	1	11	407335	76	0	0	259255	666666
7	2	10	544113	82	1286	0	121103	666666
8	1	17	506767	88	0	0	159811	666666
9	2	9	370300	69	1585	0	294643	666666
10	2	15	347118	54	1091	0	318349	666666
11	3	18	652858	66	1674	1317	10619	666666
12	2	16	534060	62	1185	0	131297	666666
13	3	7	336407	67	1697	1715	326646	666666
14	3	9	185393	100	1155	1816	478002	666666
15	2	9	561372	91	1617	0	103495	666666
16	3	13	663075	100	1897	1076	318	666666
17	2	16	619251	64	1838	0	45449	666666
18	2	5	365427	59	970	0	300151	666666

This test report may be reproduced in full only. The document may only be updated by MiCOM Labs personnel. All changes will be noted in the Document History section of the report.



**Title:** Aruba Networks, Inc. APIN0214, APIN0215  
**To:** FCC CFR 47 Part 15 Subpart E 15.407  
**Serial #:** ARUB206-U12\_DFS Rev A  
**Issue Date:** 6<sup>th</sup> May 2016  
**Page:** 123 of 163

Type 5 #29 5563.20 [Back to Summary]

Burst Segment	Number of Pulses	Chirp Width MHz	t1 usec	Pulse Width (t2) usec	t3 usec	t4 usec	t5 usec	Total Segment Length usec
1	2	7	463768	52	1839	0	134289	600000
2	1	15	515102	69	0	0	84829	600000
3	1	5	174116	93	0	0	425791	600000
4	3	9	438254	55	1732	1216	158633	600000
5	3	17	287646	91	1251	1409	309421	600000
6	1	17	361693	80	0	0	238227	600000
7	1	19	438210	62	0	0	161728	600000
8	2	8	570743	65	1486	0	27641	600000
9	1	7	205803	93	0	0	394104	600000
10	1	17	139289	87	0	0	460624	600000
11	2	18	239745	99	1009	0	359048	600000
12	3	18	418471	65	1087	1628	178619	600000
13	2	16	375686	70	1478	0	222696	600000
14	1	5	574870	88	0	0	25042	600000
15	1	14	524327	85	0	0	75588	600000
16	3	6	275955	92	1796	1490	320483	600000
17	2	16	351828	81	1168	0	246842	600000
18	2	12	309164	97	1602	0	289040	600000
19	2	11	318486	95	1525	0	279799	600000
20	3	12	174405	77	1221	1433	422710	600000

This test report may be reproduced in full only. The document may only be updated by MiCOM Labs personnel. All changes will be noted in the Document History section of the report.



**Type 6 #1 [Back to Summary]**

**This table contains a list of 100 hop frequencies, randomly selected from 5250-5724MHz in 1MHz steps**

#01-5515	#02-5590	#03-5642	#04-5683	#05-5606	#06-5424	#07-5701	#08-5431	#09-5519	#10-5564
#11-5443	#12-5367	#13-5577	#14-5345	#15-5293	#16-5697	#17-5325	#18-5320	#19-5687	#20-5514
#21-5278	#22-5487	#23-5448	#24-5375	#25-5720	#26-5412	#27-5644	#28-5386	#29-5538	#30-5529
#31-5284	#32-5331	#33-5692	#34-5673	#35-5672	#36-5409	#37-5647	#38-5374	#39-5718	#40-5303
#41-5312	#42-5655	#43-5336	#44-5560	#45-5605	#46-5459	#47-5702	#48-5433	#49-5399	#50-5429
#51-5639	#52-5599	#53-5486	#54-5353	#55-5467	#56-5485	#57-5480	#58-5428	#59-5539	#60-5512
#61-5382	#62-5276	#63-5638	#64-5333	#65-5496	#66-5377	#67-5344	#68-5274	#69-5640	#70-5397
#71-5563	#72-5584	#73-5460	#74-5690	#75-5556	#76-5338	#77-5613	#78-5495	#79-5522	#80-5677
#81-5667	#82-5678	#83-5388	#84-5350	#85-5369	#86-5456	#87-5455	#88-5570	#89-5649	#90-5416
#91-5670	#92-5516	#93-5654	#94-5629	#95-5422	#96-5476	#97-5358	#98-5364	#99-5517	#100-5252

**Type 6 #2 [Back to Summary]**

**This table contains a list of 100 hop frequencies, randomly selected from 5250-5724MHz in 1MHz steps**

#01-5591	#02-5305	#03-5388	#04-5521	#05-5379	#06-5596	#07-5710	#08-5630	#09-5586	#10-5569
#11-5429	#12-5612	#13-5538	#14-5688	#15-5289	#16-5647	#17-5499	#18-5544	#19-5715	#20-5705
#21-5617	#22-5404	#23-5669	#24-5286	#25-5651	#26-5640	#27-5386	#28-5451	#29-5563	#30-5410
#31-5483	#32-5314	#33-5317	#34-5659	#35-5298	#36-5326	#37-5303	#38-5431	#39-5290	#40-5568
#41-5671	#42-5475	#43-5267	#44-5608	#45-5512	#46-5318	#47-5398	#48-5590	#49-5382	#50-5526
#51-5271	#52-5699	#53-5625	#54-5443	#55-5484	#56-5595	#57-5463	#58-5460	#59-5573	#60-5272
#61-5578	#62-5268	#63-5624	#64-5697	#65-5712	#66-5450	#67-5468	#68-5662	#69-5524	#70-5576
#71-5561	#72-5722	#73-5536	#74-5634	#75-5281	#76-5598	#77-5582	#78-5365	#79-5509	#80-5413
#81-5425	#82-5428	#83-5587	#84-5567	#85-5545	#86-5343	#87-5456	#88-5516	#89-5553	#90-5613
#91-5346	#92-5411	#93-5389	#94-5639	#95-5589	#96-5471	#97-5372	#98-5445	#99-5673	#100-5685

**Type 6 #3 [Back to Summary]**

**This table contains a list of 100 hop frequencies, randomly selected from 5250-5724MHz in 1MHz steps**

#01-5432	#02-5587	#03-5506	#04-5375	#05-5299	#06-5720	#07-5384	#08-5360	#09-5521	#10-5460
#11-5348	#12-5536	#13-5271	#14-5606	#15-5345	#16-5666	#17-5715	#18-5265	#19-5629	#20-5329
#21-5368	#22-5452	#23-5709	#24-5695	#25-5616	#26-5557	#27-5668	#28-5269	#29-5618	#30-5386
#31-5402	#32-5476	#33-5468	#34-5404	#35-5704	#36-5326	#37-5495	#38-5347	#39-5321	#40-5405
#41-5282	#42-5723	#43-5599	#44-5283	#45-5493	#46-5530	#47-5381	#48-5541	#49-5593	#50-5566
#51-5602	#52-5535	#53-5484	#54-5467	#55-5302	#56-5364	#57-5466	#58-5362	#59-5670	#60-5310
#61-5528	#62-5451	#63-5365	#64-5590	#65-5505	#66-5494	#67-5532	#68-5258	#69-5687	#70-5420
#71-5697	#72-5267	#73-5439	#74-5635	#75-5501	#76-5338	#77-5255	#78-5586	#79-5608	#80-5626
#81-5425	#82-5352	#83-5515	#84-5700	#85-5278	#86-5295	#87-5681	#88-5664	#89-5622	#90-5290
#91-5539	#92-5564	#93-5556	#94-5378	#95-5601	#96-5529	#97-5259	#98-5585	#99-5604	#100-5534

This test report may be reproduced in full only. The document may only be updated by MiCOM Labs personnel. All changes will be noted in the Document History section of the report.



**Type 6 #4 [Back to Summary]**

**This table contains a list of 100 hop frequencies, randomly selected from 5250-5724MHz in 1MHz steps**

#01-5295	#02-5562	#03-5467	#04-5277	#05-5391	#06-5588	#07-5378	#08-5379	#09-5312	#10-5333
#11-5427	#12-5627	#13-5276	#14-5263	#15-5324	#16-5529	#17-5465	#18-5486	#19-5301	#20-5273
#21-5522	#22-5516	#23-5644	#24-5452	#25-5600	#26-5328	#27-5372	#28-5398	#29-5494	#30-5577
#31-5272	#32-5271	#33-5616	#34-5306	#35-5677	#36-5483	#37-5251	#38-5628	#39-5342	#40-5535
#41-5493	#42-5702	#43-5693	#44-5361	#45-5661	#46-5530	#47-5365	#48-5590	#49-5321	#50-5313
#51-5497	#52-5534	#53-5581	#54-5261	#55-5503	#56-5643	#57-5264	#58-5401	#59-5466	#60-5704
#61-5250	#62-5543	#63-5481	#64-5404	#65-5605	#66-5385	#67-5681	#68-5371	#69-5296	#70-5464
#71-5583	#72-5683	#73-5462	#74-5279	#75-5539	#76-5675	#77-5340	#78-5663	#79-5523	#80-5257
#81-5533	#82-5307	#83-5430	#84-5330	#85-5463	#86-5415	#87-5604	#88-5528	#89-5284	#90-5469
#91-5574	#92-5565	#93-5601	#94-5555	#95-5492	#96-5409	#97-5682	#98-5395	#99-5468	#100-5275

**Type 6 #5 [Back to Summary]**

**This table contains a list of 100 hop frequencies, randomly selected from 5250-5724MHz in 1MHz steps**

#01-5574	#02-5638	#03-5576	#04-5368	#05-5706	#06-5689	#07-5692	#08-5648	#09-5462	#10-5514
#11-5459	#12-5421	#13-5667	#14-5362	#15-5401	#16-5666	#17-5439	#18-5505	#19-5402	#20-5336
#21-5552	#22-5614	#23-5267	#24-5331	#25-5631	#26-5512	#27-5379	#28-5463	#29-5383	#30-5607
#31-5377	#32-5572	#33-5315	#34-5282	#35-5580	#36-5416	#37-5611	#38-5297	#39-5622	#40-5564
#41-5317	#42-5545	#43-5361	#44-5301	#45-5392	#46-5384	#47-5549	#48-5310	#49-5265	#50-5591
#51-5615	#52-5256	#53-5381	#54-5447	#55-5685	#56-5621	#57-5494	#58-5461	#59-5444	#60-5559
#61-5479	#62-5386	#63-5356	#64-5635	#65-5506	#66-5710	#67-5304	#68-5563	#69-5269	#70-5502
#71-5691	#72-5664	#73-5497	#74-5687	#75-5332	#76-5266	#77-5487	#78-5565	#79-5658	#80-5620
#81-5519	#82-5367	#83-5561	#84-5428	#85-5254	#86-5280	#87-5639	#88-5278	#89-5515	#90-5325
#91-5449	#92-5257	#93-5418	#94-5441	#95-5432	#96-5654	#97-5555	#98-5688	#99-5482	#100-5476

**Type 6 #6 [Back to Summary]**

**This table contains a list of 100 hop frequencies, randomly selected from 5250-5724MHz in 1MHz steps**

#01-5326	#02-5396	#03-5564	#04-5623	#05-5295	#06-5422	#07-5325	#08-5610	#09-5440	#10-5662
#11-5555	#12-5429	#13-5558	#14-5431	#15-5700	#16-5720	#17-5301	#18-5408	#19-5469	#20-5297
#21-5542	#22-5327	#23-5480	#24-5397	#25-5546	#26-5368	#27-5438	#28-5589	#29-5536	#30-5597
#31-5671	#32-5502	#33-5486	#34-5609	#35-5667	#36-5266	#37-5460	#38-5580	#39-5629	#40-5272
#41-5618	#42-5553	#43-5584	#44-5656	#45-5465	#46-5436	#47-5603	#48-5434	#49-5659	#50-5724
#51-5713	#52-5271	#53-5393	#54-5622	#55-5601	#56-5681	#57-5575	#58-5375	#59-5683	#60-5483
#61-5305	#62-5669	#63-5341	#64-5303	#65-5285	#66-5672	#67-5613	#68-5458	#69-5637	#70-5442
#71-5385	#72-5649	#73-5651	#74-5537	#75-5614	#76-5628	#77-5251	#78-5711	#79-5389	#80-5378
#81-5568	#82-5487	#83-5621	#84-5645	#85-5562	#86-5703	#87-5607	#88-5456	#89-5284	#90-5320
#91-5529	#92-5374	#93-5383	#94-5567	#95-5449	#96-5701	#97-5532	#98-5577	#99-5347	#100-5466

This test report may be reproduced in full only. The document may only be updated by MiCOM Labs personnel. All changes will be noted in the Document History section of the report.



**Type 6 #7 [Back to Summary]**

**This table contains a list of 100 hop frequencies, randomly selected from 5250-5724MHz in 1MHz steps**

#01-5335	#02-5711	#03-5303	#04-5421	#05-5588	#06-5555	#07-5721	#08-5462	#09-5431	#10-5444
#11-5382	#12-5412	#13-5360	#14-5635	#15-5575	#16-5430	#17-5408	#18-5488	#19-5714	#20-5581
#21-5258	#22-5628	#23-5503	#24-5592	#25-5394	#26-5664	#27-5522	#28-5510	#29-5546	#30-5680
#31-5293	#32-5548	#33-5381	#34-5477	#35-5716	#36-5553	#37-5285	#38-5420	#39-5636	#40-5354
#41-5323	#42-5316	#43-5530	#44-5654	#45-5251	#46-5404	#47-5339	#48-5670	#49-5375	#50-5566
#51-5374	#52-5358	#53-5609	#54-5326	#55-5333	#56-5524	#57-5554	#58-5296	#59-5282	#60-5460
#61-5641	#62-5476	#63-5401	#64-5559	#65-5281	#66-5607	#67-5643	#68-5271	#69-5395	#70-5712
#71-5577	#72-5610	#73-5507	#74-5667	#75-5347	#76-5574	#77-5590	#78-5385	#79-5704	#80-5556
#81-5678	#82-5439	#83-5496	#84-5400	#85-5632	#86-5279	#87-5455	#88-5700	#89-5589	#90-5321
#91-5399	#92-5304	#93-5502	#94-5417	#95-5372	#96-5456	#97-5276	#98-5353	#99-5386	#100-5487

**Type 6 #8 [Back to Summary]**

**This table contains a list of 100 hop frequencies, randomly selected from 5250-5724MHz in 1MHz steps**

#01-5473	#02-5351	#03-5384	#04-5711	#05-5675	#06-5688	#07-5454	#08-5446	#09-5430	#10-5325
#11-5661	#12-5644	#13-5447	#14-5369	#15-5509	#16-5457	#17-5260	#18-5717	#19-5664	#20-5262
#21-5712	#22-5538	#23-5517	#24-5293	#25-5322	#26-5423	#27-5591	#28-5368	#29-5550	#30-5281
#31-5534	#32-5420	#33-5441	#34-5691	#35-5394	#36-5266	#37-5646	#38-5328	#39-5492	#40-5495
#41-5393	#42-5615	#43-5512	#44-5463	#45-5304	#46-5298	#47-5588	#48-5724	#49-5265	#50-5361
#51-5480	#52-5373	#53-5500	#54-5659	#55-5432	#56-5667	#57-5602	#58-5515	#59-5327	#60-5605
#61-5294	#62-5377	#63-5474	#64-5256	#65-5402	#66-5364	#67-5440	#68-5338	#69-5638	#70-5422
#71-5491	#72-5568	#73-5648	#74-5382	#75-5303	#76-5634	#77-5267	#78-5374	#79-5253	#80-5645
#81-5296	#82-5665	#83-5282	#84-5687	#85-5399	#86-5704	#87-5450	#88-5701	#89-5632	#90-5316
#91-5468	#92-5336	#93-5621	#94-5533	#95-5651	#96-5308	#97-5606	#98-5656	#99-5300	#100-5537

**Type 6 #9 [Back to Summary]**

**This table contains a list of 100 hop frequencies, randomly selected from 5250-5724MHz in 1MHz steps**

#01-5283	#02-5585	#03-5390	#04-5584	#05-5682	#06-5320	#07-5373	#08-5323	#09-5427	#10-5315
#11-5369	#12-5402	#13-5291	#14-5359	#15-5437	#16-5445	#17-5502	#18-5637	#19-5638	#20-5692
#21-5724	#22-5693	#23-5478	#24-5505	#25-5560	#26-5607	#27-5447	#28-5720	#29-5414	#30-5259
#31-5271	#32-5586	#33-5671	#34-5590	#35-5561	#36-5297	#37-5358	#38-5665	#39-5344	#40-5262
#41-5456	#42-5707	#43-5501	#44-5321	#45-5492	#46-5542	#47-5587	#48-5404	#49-5348	#50-5386
#51-5570	#52-5616	#53-5636	#54-5329	#55-5372	#56-5651	#57-5328	#58-5306	#59-5347	#60-5489
#61-5429	#62-5413	#63-5572	#64-5609	#65-5537	#66-5393	#67-5697	#68-5544	#69-5680	#70-5517
#71-5711	#72-5702	#73-5433	#74-5318	#75-5438	#76-5383	#77-5392	#78-5580	#79-5648	#80-5266
#81-5698	#82-5649	#83-5477	#84-5418	#85-5658	#86-5444	#87-5650	#88-5403	#89-5556	#90-5312
#91-5378	#92-5412	#93-5703	#94-5459	#95-5260	#96-5375	#97-5566	#98-5614	#99-5491	#100-5630

This test report may be reproduced in full only. The document may only be updated by MiCOM Labs personnel. All changes will be noted in the Document History section of the report.



**Type 6 #10 [Back to Summary]**

**This table contains a list of 100 hop frequencies, randomly selected from 5250-5724MHz in 1MHz steps**

#01-5659	#02-5620	#03-5304	#04-5371	#05-5462	#06-5670	#07-5595	#08-5451	#09-5424	#10-5713
#11-5413	#12-5501	#13-5599	#14-5684	#15-5569	#16-5407	#17-5469	#18-5376	#19-5272	#20-5323
#21-5310	#22-5548	#23-5602	#24-5255	#25-5661	#26-5276	#27-5404	#28-5658	#29-5523	#30-5377
#31-5395	#32-5318	#33-5715	#34-5321	#35-5656	#36-5356	#37-5680	#38-5573	#39-5449	#40-5704
#41-5568	#42-5624	#43-5538	#44-5268	#45-5615	#46-5577	#47-5630	#48-5440	#49-5592	#50-5418
#51-5361	#52-5298	#53-5434	#54-5436	#55-5515	#56-5606	#57-5626	#58-5303	#59-5285	#60-5355
#61-5531	#62-5693	#63-5497	#64-5475	#65-5363	#66-5420	#67-5283	#68-5474	#69-5586	#70-5309
#71-5463	#72-5386	#73-5293	#74-5717	#75-5617	#76-5468	#77-5510	#78-5702	#79-5473	#80-5603
#81-5608	#82-5646	#83-5493	#84-5447	#85-5637	#86-5567	#87-5328	#88-5588	#89-5496	#90-5257
#91-5299	#92-5367	#93-5351	#94-5517	#95-5270	#96-5558	#97-5668	#98-5708	#99-5710	#100-5667

**Type 6 #11 [Back to Summary]**

**This table contains a list of 100 hop frequencies, randomly selected from 5250-5724MHz in 1MHz steps**

#01-5374	#02-5698	#03-5379	#04-5618	#05-5614	#06-5258	#07-5559	#08-5500	#09-5378	#10-5307
#11-5339	#12-5444	#13-5592	#14-5441	#15-5651	#16-5561	#17-5562	#18-5268	#19-5489	#20-5493
#21-5492	#22-5538	#23-5456	#24-5336	#25-5650	#26-5616	#27-5349	#28-5448	#29-5676	#30-5283
#31-5317	#32-5665	#33-5521	#34-5520	#35-5318	#36-5678	#37-5319	#38-5680	#39-5337	#40-5367
#41-5674	#42-5684	#43-5647	#44-5483	#45-5325	#46-5343	#47-5722	#48-5356	#49-5690	#50-5278
#51-5467	#52-5425	#53-5292	#54-5692	#55-5723	#56-5634	#57-5361	#58-5548	#59-5344	#60-5543
#61-5253	#62-5376	#63-5644	#64-5381	#65-5314	#66-5419	#67-5404	#68-5420	#69-5506	#70-5252
#71-5382	#72-5273	#73-5354	#74-5679	#75-5652	#76-5524	#77-5575	#78-5490	#79-5685	#80-5277
#81-5275	#82-5300	#83-5410	#84-5568	#85-5513	#86-5272	#87-5380	#88-5556	#89-5406	#90-5687
#91-5479	#92-5625	#93-5583	#94-5654	#95-5271	#96-5390	#97-5710	#98-5641	#99-5590	#100-5610

**Type 6 #12 [Back to Summary]**

**This table contains a list of 100 hop frequencies, randomly selected from 5250-5724MHz in 1MHz steps**

#01-5256	#02-5594	#03-5417	#04-5268	#05-5671	#06-5526	#07-5411	#08-5684	#09-5353	#10-5467
#11-5492	#12-5359	#13-5258	#14-5694	#15-5615	#16-5397	#17-5375	#18-5420	#19-5456	#20-5550
#21-5592	#22-5392	#23-5450	#24-5363	#25-5624	#26-5449	#27-5646	#28-5469	#29-5544	#30-5292
#31-5335	#32-5339	#33-5525	#34-5561	#35-5644	#36-5580	#37-5362	#38-5259	#39-5719	#40-5395
#41-5447	#42-5583	#43-5261	#44-5295	#45-5515	#46-5574	#47-5380	#48-5718	#49-5584	#50-5470
#51-5483	#52-5290	#53-5267	#54-5589	#55-5394	#56-5303	#57-5369	#58-5471	#59-5605	#60-5667
#61-5389	#62-5311	#63-5358	#64-5407	#65-5270	#66-5458	#67-5382	#68-5695	#69-5542	#70-5263
#71-5462	#72-5405	#73-5533	#74-5438	#75-5318	#76-5599	#77-5686	#78-5338	#79-5551	#80-5432
#81-5613	#82-5577	#83-5298	#84-5507	#85-5697	#86-5500	#87-5717	#88-5512	#89-5364	#90-5452
#91-5307	#92-5522	#93-5628	#94-5495	#95-5366	#96-5410	#97-5425	#98-5571	#99-5309	#100-5271

This test report may be reproduced in full only. The document may only be updated by MiCOM Labs personnel. All changes will be noted in the Document History section of the report.



**Type 6 #13 [Back to Summary]**

**This table contains a list of 100 hop frequencies, randomly selected from 5250-5724MHz in 1MHz steps**

#01-5610	#02-5597	#03-5305	#04-5680	#05-5710	#06-5261	#07-5596	#08-5643	#09-5579	#10-5563
#11-5604	#12-5469	#13-5555	#14-5696	#15-5675	#16-5409	#17-5445	#18-5266	#19-5271	#20-5623
#21-5347	#22-5677	#23-5337	#24-5534	#25-5430	#26-5588	#27-5483	#28-5385	#29-5652	#30-5375
#31-5586	#32-5554	#33-5413	#34-5635	#35-5642	#36-5544	#37-5541	#38-5706	#39-5640	#40-5446
#41-5408	#42-5308	#43-5523	#44-5415	#45-5391	#46-5690	#47-5549	#48-5411	#49-5648	#50-5657
#51-5509	#52-5294	#53-5395	#54-5530	#55-5397	#56-5363	#57-5507	#58-5651	#59-5437	#60-5268
#61-5724	#62-5533	#63-5290	#64-5492	#65-5625	#66-5450	#67-5707	#68-5626	#69-5329	#70-5593
#71-5343	#72-5372	#73-5314	#74-5317	#75-5718	#76-5687	#77-5691	#78-5286	#79-5392	#80-5631
#81-5481	#82-5598	#83-5398	#84-5558	#85-5527	#86-5663	#87-5671	#88-5281	#89-5493	#90-5715
#91-5624	#92-5684	#93-5428	#94-5272	#95-5577	#96-5676	#97-5270	#98-5332	#99-5295	#100-5514

**Type 6 #14 [Back to Summary]**

**This table contains a list of 100 hop frequencies, randomly selected from 5250-5724MHz in 1MHz steps**

#01-5688	#02-5471	#03-5707	#04-5497	#05-5342	#06-5301	#07-5639	#08-5618	#09-5476	#10-5439
#11-5456	#12-5429	#13-5383	#14-5561	#15-5442	#16-5607	#17-5313	#18-5324	#19-5667	#20-5343
#21-5623	#22-5256	#23-5501	#24-5609	#25-5628	#26-5459	#27-5647	#28-5378	#29-5578	#30-5475
#31-5481	#32-5398	#33-5535	#34-5643	#35-5720	#36-5691	#37-5663	#38-5461	#39-5255	#40-5562
#41-5495	#42-5302	#43-5724	#44-5309	#45-5443	#46-5329	#47-5483	#48-5387	#49-5344	#50-5258
#51-5353	#52-5420	#53-5315	#54-5464	#55-5455	#56-5533	#57-5458	#58-5397	#59-5696	#60-5348
#61-5586	#62-5706	#63-5672	#64-5539	#65-5401	#66-5276	#67-5524	#68-5611	#69-5347	#70-5385
#71-5337	#72-5310	#73-5486	#74-5448	#75-5689	#76-5550	#77-5434	#78-5380	#79-5414	#80-5715
#81-5466	#82-5702	#83-5641	#84-5321	#85-5437	#86-5482	#87-5515	#88-5281	#89-5284	#90-5634
#91-5494	#92-5292	#93-5683	#94-5500	#95-5722	#96-5597	#97-5622	#98-5333	#99-5257	#100-5568

**Type 6 #15 [Back to Summary]**

**This table contains a list of 100 hop frequencies, randomly selected from 5250-5724MHz in 1MHz steps**

#01-5632	#02-5687	#03-5298	#04-5531	#05-5357	#06-5352	#07-5489	#08-5544	#09-5561	#10-5484
#11-5679	#12-5337	#13-5424	#14-5589	#15-5595	#16-5423	#17-5303	#18-5571	#19-5577	#20-5377
#21-5638	#22-5306	#23-5392	#24-5327	#25-5456	#26-5464	#27-5485	#28-5594	#29-5481	#30-5619
#31-5636	#32-5343	#33-5430	#34-5593	#35-5574	#36-5552	#37-5708	#38-5477	#39-5356	#40-5556
#41-5482	#42-5657	#43-5532	#44-5348	#45-5326	#46-5383	#47-5252	#48-5448	#49-5280	#50-5408
#51-5375	#52-5605	#53-5655	#54-5576	#55-5545	#56-5695	#57-5325	#58-5617	#59-5592	#60-5620
#61-5313	#62-5667	#63-5573	#64-5586	#65-5555	#66-5264	#67-5292	#68-5440	#69-5550	#70-5295
#71-5406	#72-5373	#73-5584	#74-5704	#75-5585	#76-5388	#77-5591	#78-5282	#79-5692	#80-5549
#81-5663	#82-5723	#83-5257	#84-5263	#85-5402	#86-5664	#87-5661	#88-5419	#89-5715	#90-5684
#91-5487	#92-5688	#93-5495	#94-5369	#95-5685	#96-5258	#97-5454	#98-5668	#99-5330	#100-5309

This test report may be reproduced in full only. The document may only be updated by MiCOM Labs personnel. All changes will be noted in the Document History section of the report.



**Type 6 #16 [Back to Summary]**

**This table contains a list of 100 hop frequencies, randomly selected from 5250-5724MHz in 1MHz steps**

#01-5498	#02-5453	#03-5686	#04-5715	#05-5465	#06-5479	#07-5490	#08-5278	#09-5280	#10-5327
#11-5345	#12-5618	#13-5332	#14-5617	#15-5266	#16-5284	#17-5427	#18-5398	#19-5250	#20-5356
#21-5608	#22-5712	#23-5383	#24-5624	#25-5467	#26-5622	#27-5707	#28-5631	#29-5274	#30-5384
#31-5534	#32-5612	#33-5414	#34-5519	#35-5296	#36-5272	#37-5662	#38-5710	#39-5423	#40-5632
#41-5388	#42-5637	#43-5589	#44-5593	#45-5605	#46-5603	#47-5353	#48-5650	#49-5555	#50-5306
#51-5668	#52-5698	#53-5426	#54-5511	#55-5319	#56-5311	#57-5567	#58-5586	#59-5507	#60-5372
#61-5256	#62-5535	#63-5452	#64-5471	#65-5713	#66-5405	#67-5461	#68-5265	#69-5657	#70-5700
#71-5573	#72-5598	#73-5267	#74-5263	#75-5604	#76-5705	#77-5443	#78-5590	#79-5638	#80-5313
#81-5627	#82-5450	#83-5709	#84-5344	#85-5373	#86-5641	#87-5510	#88-5382	#89-5694	#90-5303
#91-5587	#92-5287	#93-5400	#94-5606	#95-5570	#96-5653	#97-5291	#98-5663	#99-5276	#100-5550

**Type 6 #17 [Back to Summary]**

**This table contains a list of 100 hop frequencies, randomly selected from 5250-5724MHz in 1MHz steps**

#01-5572	#02-5627	#03-5391	#04-5537	#05-5590	#06-5670	#07-5342	#08-5503	#09-5549	#10-5271
#11-5254	#12-5631	#13-5366	#14-5616	#15-5266	#16-5440	#17-5501	#18-5706	#19-5261	#20-5704
#21-5588	#22-5723	#23-5293	#24-5292	#25-5482	#26-5662	#27-5597	#28-5689	#29-5601	#30-5682
#31-5599	#32-5518	#33-5526	#34-5263	#35-5368	#36-5570	#37-5354	#38-5358	#39-5495	#40-5509
#41-5575	#42-5585	#43-5657	#44-5494	#45-5454	#46-5286	#47-5274	#48-5259	#49-5472	#50-5322
#51-5295	#52-5613	#53-5571	#54-5709	#55-5629	#56-5348	#57-5257	#58-5469	#59-5639	#60-5395
#61-5296	#62-5281	#63-5340	#64-5252	#65-5321	#66-5595	#67-5397	#68-5490	#69-5445	#70-5262
#71-5387	#72-5360	#73-5522	#74-5277	#75-5625	#76-5578	#77-5467	#78-5528	#79-5637	#80-5710
#81-5672	#82-5541	#83-5359	#84-5270	#85-5325	#86-5721	#87-5351	#88-5275	#89-5594	#90-5715
#91-5611	#92-5462	#93-5606	#94-5671	#95-5272	#96-5663	#97-5649	#98-5422	#99-5372	#100-5375

**Type 6 #18 [Back to Summary]**

**This table contains a list of 100 hop frequencies, randomly selected from 5250-5724MHz in 1MHz steps**

#01-5697	#02-5491	#03-5713	#04-5330	#05-5356	#06-5622	#07-5310	#08-5367	#09-5591	#10-5384
#11-5295	#12-5624	#13-5523	#14-5618	#15-5301	#16-5520	#17-5401	#18-5496	#19-5465	#20-5575
#21-5271	#22-5672	#23-5473	#24-5396	#25-5679	#26-5550	#27-5640	#28-5604	#29-5464	#30-5588
#31-5546	#32-5569	#33-5592	#34-5282	#35-5352	#36-5719	#37-5378	#38-5533	#39-5598	#40-5573
#41-5477	#42-5416	#43-5706	#44-5397	#45-5379	#46-5612	#47-5498	#48-5651	#49-5632	#50-5524
#51-5675	#52-5543	#53-5489	#54-5636	#55-5658	#56-5321	#57-5395	#58-5501	#59-5712	#60-5644
#61-5432	#62-5327	#63-5275	#64-5268	#65-5417	#66-5485	#67-5337	#68-5292	#69-5349	#70-5721
#71-5414	#72-5532	#73-5421	#74-5277	#75-5510	#76-5355	#77-5537	#78-5681	#79-5299	#80-5518
#81-5441	#82-5568	#83-5306	#84-5387	#85-5347	#86-5586	#87-5557	#88-5709	#89-5628	#90-5443
#91-5353	#92-5593	#93-5637	#94-5263	#95-5399	#96-5544	#97-5482	#98-5528	#99-5444	#100-5492

This test report may be reproduced in full only. The document may only be updated by MiCOM Labs personnel. All changes will be noted in the Document History section of the report.



**Type 6 #19 [Back to Summary]**

**This table contains a list of 100 hop frequencies, randomly selected from 5250-5724MHz in 1MHz steps**

#01-5268	#02-5494	#03-5594	#04-5625	#05-5367	#06-5715	#07-5606	#08-5356	#09-5476	#10-5305
#11-5311	#12-5701	#13-5475	#14-5503	#15-5658	#16-5281	#17-5629	#18-5300	#19-5487	#20-5414
#21-5634	#22-5510	#23-5339	#24-5317	#25-5409	#26-5597	#27-5341	#28-5388	#29-5386	#30-5514
#31-5340	#32-5579	#33-5275	#34-5422	#35-5462	#36-5698	#37-5405	#38-5270	#39-5704	#40-5450
#41-5482	#42-5572	#43-5381	#44-5377	#45-5368	#46-5661	#47-5485	#48-5466	#49-5513	#50-5577
#51-5477	#52-5681	#53-5327	#54-5359	#55-5708	#56-5505	#57-5557	#58-5683	#59-5515	#60-5693
#61-5516	#62-5695	#63-5371	#64-5449	#65-5529	#66-5290	#67-5685	#68-5600	#69-5609	#70-5669
#71-5507	#72-5689	#73-5401	#74-5663	#75-5682	#76-5665	#77-5291	#78-5581	#79-5647	#80-5598
#81-5587	#82-5622	#83-5673	#84-5312	#85-5479	#86-5443	#87-5712	#88-5439	#89-5481	#90-5393
#91-5306	#92-5411	#93-5256	#94-5643	#95-5444	#96-5506	#97-5637	#98-5532	#99-5424	#100-5362

**Type 6 #20 [Back to Summary]**

**This table contains a list of 100 hop frequencies, randomly selected from 5250-5724MHz in 1MHz steps**

#01-5683	#02-5295	#03-5548	#04-5617	#05-5641	#06-5431	#07-5658	#08-5296	#09-5465	#10-5579
#11-5358	#12-5473	#13-5501	#14-5466	#15-5536	#16-5491	#17-5277	#18-5547	#19-5681	#20-5318
#21-5458	#22-5257	#23-5606	#24-5521	#25-5659	#26-5373	#27-5530	#28-5387	#29-5391	#30-5685
#31-5693	#32-5304	#33-5448	#34-5560	#35-5354	#36-5434	#37-5620	#38-5680	#39-5395	#40-5531
#41-5505	#42-5435	#43-5652	#44-5451	#45-5303	#46-5507	#47-5640	#48-5633	#49-5264	#50-5610
#51-5576	#52-5355	#53-5629	#54-5675	#55-5413	#56-5682	#57-5518	#58-5626	#59-5630	#60-5611
#61-5274	#62-5666	#63-5362	#64-5352	#65-5596	#66-5321	#67-5402	#68-5400	#69-5537	#70-5272
#71-5330	#72-5404	#73-5467	#74-5401	#75-5706	#76-5614	#77-5478	#78-5377	#79-5325	#80-5453
#81-5343	#82-5655	#83-5403	#84-5270	#85-5593	#86-5722	#87-5601	#88-5709	#89-5529	#90-5397
#91-5565	#92-5724	#93-5482	#94-5450	#95-5527	#96-5392	#97-5538	#98-5718	#99-5426	#100-5543

**Type 6 #21 [Back to Summary]**

**This table contains a list of 100 hop frequencies, randomly selected from 5250-5724MHz in 1MHz steps**

#01-5606	#02-5595	#03-5258	#04-5534	#05-5531	#06-5537	#07-5261	#08-5292	#09-5503	#10-5429
#11-5313	#12-5574	#13-5656	#14-5260	#15-5683	#16-5331	#17-5253	#18-5324	#19-5525	#20-5495
#21-5553	#22-5467	#23-5657	#24-5564	#25-5643	#26-5505	#27-5336	#28-5672	#29-5709	#30-5512
#31-5277	#32-5524	#33-5298	#34-5532	#35-5308	#36-5441	#37-5618	#38-5666	#39-5276	#40-5692
#41-5502	#42-5400	#43-5551	#44-5440	#45-5569	#46-5449	#47-5388	#48-5464	#49-5443	#50-5714
#51-5662	#52-5419	#53-5316	#54-5612	#55-5282	#56-5649	#57-5345	#58-5518	#59-5641	#60-5484
#61-5547	#62-5381	#63-5686	#64-5319	#65-5669	#66-5607	#67-5461	#68-5601	#69-5611	#70-5689
#71-5311	#72-5317	#73-5342	#74-5315	#75-5492	#76-5472	#77-5570	#78-5360	#79-5346	#80-5535
#81-5634	#82-5567	#83-5717	#84-5554	#85-5281	#86-5693	#87-5483	#88-5301	#89-5267	#90-5577
#91-5478	#92-5418	#93-5379	#94-5444	#95-5581	#96-5706	#97-5304	#98-5352	#99-5697	#100-5357

This test report may be reproduced in full only. The document may only be updated by MiCOM Labs personnel. All changes will be noted in the Document History section of the report.



**Type 6 #22 [Back to Summary]**

**This table contains a list of 100 hop frequencies, randomly selected from 5250-5724MHz in 1MHz steps**

#01-5723	#02-5519	#03-5692	#04-5407	#05-5598	#06-5673	#07-5593	#08-5373	#09-5451	#10-5571
#11-5302	#12-5530	#13-5477	#14-5677	#15-5430	#16-5633	#17-5291	#18-5682	#19-5638	#20-5293
#21-5464	#22-5647	#23-5561	#24-5324	#25-5342	#26-5376	#27-5441	#28-5379	#29-5292	#30-5432
#31-5686	#32-5622	#33-5459	#34-5718	#35-5285	#36-5314	#37-5536	#38-5697	#39-5535	#40-5619
#41-5573	#42-5426	#43-5612	#44-5626	#45-5492	#46-5529	#47-5525	#48-5395	#49-5311	#50-5714
#51-5309	#52-5313	#53-5509	#54-5596	#55-5380	#56-5332	#57-5505	#58-5546	#59-5401	#60-5719
#61-5409	#62-5389	#63-5340	#64-5268	#65-5683	#66-5267	#67-5365	#68-5347	#69-5318	#70-5397
#71-5456	#72-5399	#73-5338	#74-5385	#75-5436	#76-5609	#77-5637	#78-5578	#79-5621	#80-5370
#81-5696	#82-5563	#83-5413	#84-5659	#85-5453	#86-5442	#87-5713	#88-5280	#89-5624	#90-5433
#91-5335	#92-5704	#93-5608	#94-5533	#95-5511	#96-5298	#97-5717	#98-5566	#99-5577	#100-5421

**Type 6 #23 [Back to Summary]**

**This table contains a list of 100 hop frequencies, randomly selected from 5250-5724MHz in 1MHz steps**

#01-5521	#02-5719	#03-5621	#04-5314	#05-5662	#06-5489	#07-5390	#08-5512	#09-5268	#10-5368
#11-5320	#12-5597	#13-5473	#14-5578	#15-5431	#16-5618	#17-5601	#18-5409	#19-5425	#20-5500
#21-5370	#22-5615	#23-5299	#24-5457	#25-5557	#26-5325	#27-5375	#28-5418	#29-5572	#30-5377
#31-5379	#32-5710	#33-5481	#34-5288	#35-5616	#36-5664	#37-5378	#38-5300	#39-5516	#40-5484
#41-5429	#42-5415	#43-5692	#44-5634	#45-5260	#46-5310	#47-5657	#48-5703	#49-5405	#50-5366
#51-5407	#52-5402	#53-5388	#54-5631	#55-5669	#56-5414	#57-5587	#58-5363	#59-5696	#60-5713
#61-5334	#62-5434	#63-5686	#64-5491	#65-5359	#66-5633	#67-5266	#68-5666	#69-5450	#70-5332
#71-5547	#72-5546	#73-5265	#74-5443	#75-5440	#76-5417	#77-5697	#78-5343	#79-5393	#80-5438
#81-5403	#82-5523	#83-5704	#84-5549	#85-5619	#86-5600	#87-5695	#88-5461	#89-5344	#90-5298
#91-5493	#92-5372	#93-5430	#94-5591	#95-5660	#96-5571	#97-5645	#98-5506	#99-5497	#100-5605

**Type 6 #24 [Back to Summary]**

**This table contains a list of 100 hop frequencies, randomly selected from 5250-5724MHz in 1MHz steps**

#01-5265	#02-5502	#03-5273	#04-5446	#05-5701	#06-5497	#07-5642	#08-5576	#09-5645	#10-5480
#11-5478	#12-5426	#13-5651	#14-5353	#15-5723	#16-5390	#17-5472	#18-5703	#19-5322	#20-5367
#21-5649	#22-5313	#23-5695	#24-5604	#25-5529	#26-5382	#27-5527	#28-5686	#29-5591	#30-5483
#31-5255	#32-5717	#33-5643	#34-5688	#35-5297	#36-5596	#37-5403	#38-5719	#39-5689	#40-5427
#41-5291	#42-5377	#43-5263	#44-5618	#45-5657	#46-5504	#47-5484	#48-5592	#49-5258	#50-5431
#51-5422	#52-5424	#53-5487	#54-5341	#55-5438	#56-5302	#57-5567	#58-5421	#59-5364	#60-5615
#61-5304	#62-5722	#63-5473	#64-5434	#65-5389	#66-5676	#67-5305	#68-5711	#69-5477	#70-5264
#71-5620	#72-5325	#73-5522	#74-5300	#75-5326	#76-5671	#77-5275	#78-5622	#79-5659	#80-5678
#81-5409	#82-5310	#83-5453	#84-5542	#85-5405	#86-5597	#87-5583	#88-5544	#89-5561	#90-5548
#91-5574	#92-5312	#93-5401	#94-5323	#95-5266	#96-5395	#97-5495	#98-5344	#99-5641	#100-5445

This test report may be reproduced in full only. The document may only be updated by MiCOM Labs personnel. All changes will be noted in the Document History section of the report.



**Type 6 #25 [Back to Summary]**

**This table contains a list of 100 hop frequencies, randomly selected from 5250-5724MHz in 1MHz steps**

#01-5669	#02-5512	#03-5529	#04-5412	#05-5543	#06-5388	#07-5700	#08-5620	#09-5395	#10-5466
#11-5430	#12-5661	#13-5619	#14-5270	#15-5616	#16-5577	#17-5517	#18-5342	#19-5485	#20-5399
#21-5654	#22-5415	#23-5557	#24-5649	#25-5449	#26-5283	#27-5656	#28-5448	#29-5505	#30-5528
#31-5267	#32-5250	#33-5689	#34-5366	#35-5665	#36-5263	#37-5718	#38-5303	#39-5445	#40-5568
#41-5402	#42-5357	#43-5607	#44-5464	#45-5428	#46-5330	#47-5375	#48-5582	#49-5643	#50-5551
#51-5549	#52-5442	#53-5295	#54-5264	#55-5347	#56-5696	#57-5487	#58-5344	#59-5354	#60-5293
#61-5422	#62-5615	#63-5663	#64-5655	#65-5545	#66-5329	#67-5602	#68-5583	#69-5621	#70-5642
#71-5459	#72-5502	#73-5308	#74-5675	#75-5434	#76-5678	#77-5531	#78-5591	#79-5586	#80-5701
#81-5443	#82-5532	#83-5351	#84-5567	#85-5292	#86-5481	#87-5683	#88-5341	#89-5524	#90-5492
#91-5418	#92-5527	#93-5498	#94-5509	#95-5704	#96-5310	#97-5337	#98-5653	#99-5525	#100-5561

**Type 6 #26 [Back to Summary]**

**This table contains a list of 100 hop frequencies, randomly selected from 5250-5724MHz in 1MHz steps**

#01-5487	#02-5289	#03-5271	#04-5303	#05-5324	#06-5400	#07-5556	#08-5279	#09-5686	#10-5694
#11-5378	#12-5261	#13-5444	#14-5560	#15-5352	#16-5505	#17-5530	#18-5367	#19-5691	#20-5714
#21-5614	#22-5480	#23-5631	#24-5496	#25-5418	#26-5485	#27-5611	#28-5525	#29-5514	#30-5257
#31-5331	#32-5588	#33-5528	#34-5270	#35-5427	#36-5608	#37-5665	#38-5287	#39-5661	#40-5483
#41-5457	#42-5475	#43-5398	#44-5315	#45-5533	#46-5394	#47-5682	#48-5373	#49-5407	#50-5595
#51-5497	#52-5516	#53-5396	#54-5553	#55-5707	#56-5251	#57-5670	#58-5478	#59-5322	#60-5429
#61-5371	#62-5654	#63-5580	#64-5683	#65-5539	#66-5649	#67-5622	#68-5589	#69-5330	#70-5481
#71-5406	#72-5254	#73-5482	#74-5259	#75-5353	#76-5677	#77-5467	#78-5567	#79-5308	#80-5391
#81-5575	#82-5461	#83-5340	#84-5377	#85-5479	#86-5281	#87-5305	#88-5285	#89-5716	#90-5255
#91-5385	#92-5295	#93-5277	#94-5557	#95-5460	#96-5574	#97-5579	#98-5283	#99-5659	#100-5508

**Type 6 #27 [Back to Summary]**

**This table contains a list of 100 hop frequencies, randomly selected from 5250-5724MHz in 1MHz steps**

#01-5327	#02-5565	#03-5266	#04-5718	#05-5511	#06-5638	#07-5543	#08-5603	#09-5299	#10-5452
#11-5635	#12-5263	#13-5288	#14-5521	#15-5443	#16-5489	#17-5556	#18-5309	#19-5618	#20-5566
#21-5631	#22-5295	#23-5476	#24-5271	#25-5683	#26-5455	#27-5427	#28-5352	#29-5612	#30-5534
#31-5373	#32-5608	#33-5498	#34-5620	#35-5324	#36-5383	#37-5693	#38-5367	#39-5486	#40-5329
#41-5710	#42-5513	#43-5345	#44-5371	#45-5257	#46-5481	#47-5363	#48-5695	#49-5268	#50-5520
#51-5390	#52-5342	#53-5601	#54-5281	#55-5527	#56-5515	#57-5697	#58-5553	#59-5433	#60-5366
#61-5671	#62-5350	#63-5615	#64-5405	#65-5273	#66-5548	#67-5414	#68-5422	#69-5341	#70-5500
#71-5551	#72-5499	#73-5381	#74-5624	#75-5675	#76-5698	#77-5313	#78-5647	#79-5334	#80-5394
#81-5256	#82-5466	#83-5343	#84-5410	#85-5389	#86-5659	#87-5370	#88-5344	#89-5289	#90-5673
#91-5719	#92-5577	#93-5458	#94-5540	#95-5530	#96-5570	#97-5428	#98-5614	#99-5262	#100-5277

This test report may be reproduced in full only. The document may only be updated by MiCOM Labs personnel. All changes will be noted in the Document History section of the report.



Type 6 #28 [Back to Summary]									
This table contains a list of 100 hop frequencies, randomly selected from 5250-5724MHz in 1MHz steps									
#01-5383	#02-5323	#03-5602	#04-5460	#05-5302	#06-5312	#07-5586	#08-5473	#09-5681	#10-5583
#11-5398	#12-5531	#13-5455	#14-5605	#15-5262	#16-5676	#17-5566	#18-5684	#19-5457	#20-5270
#21-5551	#22-5386	#23-5393	#24-5348	#25-5489	#26-5497	#27-5366	#28-5638	#29-5505	#30-5269
#31-5493	#32-5315	#33-5400	#34-5337	#35-5512	#36-5449	#37-5318	#38-5281	#39-5427	#40-5450
#41-5288	#42-5623	#43-5428	#44-5651	#45-5335	#46-5650	#47-5558	#48-5477	#49-5298	#50-5303
#51-5567	#52-5722	#53-5655	#54-5503	#55-5695	#56-5529	#57-5670	#58-5347	#59-5560	#60-5426
#61-5563	#62-5442	#63-5287	#64-5389	#65-5454	#66-5649	#67-5413	#68-5367	#69-5616	#70-5425
#71-5568	#72-5351	#73-5494	#74-5644	#75-5562	#76-5412	#77-5440	#78-5656	#79-5410	#80-5456
#81-5691	#82-5364	#83-5542	#84-5589	#85-5403	#86-5406	#87-5258	#88-5478	#89-5513	#90-5329
#91-5615	#92-5587	#93-5309	#94-5711	#95-5613	#96-5446	#97-5633	#98-5313	#99-5411	#100-5391

Type 6 #29 [Back to Summary]									
This table contains a list of 100 hop frequencies, randomly selected from 5250-5724MHz in 1MHz steps									
#01-5358	#02-5349	#03-5623	#04-5410	#05-5584	#06-5382	#07-5367	#08-5479	#09-5416	#10-5399
#11-5694	#12-5597	#13-5328	#14-5470	#15-5524	#16-5300	#17-5492	#18-5405	#19-5613	#20-5352
#21-5339	#22-5488	#23-5461	#24-5486	#25-5435	#26-5657	#27-5673	#28-5466	#29-5719	#30-5272
#31-5347	#32-5526	#33-5529	#34-5697	#35-5433	#36-5490	#37-5504	#38-5721	#39-5346	#40-5396
#41-5581	#42-5638	#43-5465	#44-5618	#45-5437	#46-5633	#47-5393	#48-5395	#49-5390	#50-5292
#51-5309	#52-5301	#53-5595	#54-5387	#55-5700	#56-5651	#57-5625	#58-5485	#59-5394	#60-5302
#61-5417	#62-5317	#63-5356	#64-5286	#65-5284	#66-5521	#67-5496	#68-5255	#69-5516	#70-5681
#71-5483	#72-5574	#73-5720	#74-5592	#75-5723	#76-5274	#77-5530	#78-5320	#79-5573	#80-5606
#81-5438	#82-5645	#83-5563	#84-5602	#85-5366	#86-5271	#87-5472	#88-5495	#89-5345	#90-5494
#91-5413	#92-5450	#93-5369	#94-5527	#95-5361	#96-5599	#97-5619	#98-5627	#99-5500	#100-5543

Type 6 #30 [Back to Summary]									
This table contains a list of 100 hop frequencies, randomly selected from 5250-5724MHz in 1MHz steps									
#01-5270	#02-5617	#03-5519	#04-5702	#05-5627	#06-5554	#07-5637	#08-5512	#09-5588	#10-5659
#11-5571	#12-5435	#13-5448	#14-5407	#15-5404	#16-5474	#17-5508	#18-5603	#19-5388	#20-5330
#21-5556	#22-5392	#23-5472	#24-5423	#25-5684	#26-5698	#27-5711	#28-5536	#29-5708	#30-5368
#31-5351	#32-5543	#33-5709	#34-5294	#35-5570	#36-5260	#37-5666	#38-5433	#39-5706	#40-5550
#41-5516	#42-5522	#43-5341	#44-5633	#45-5678	#46-5445	#47-5394	#48-5369	#49-5622	#50-5641
#51-5405	#52-5664	#53-5310	#54-5377	#55-5348	#56-5453	#57-5594	#58-5663	#59-5525	#60-5301
#61-5675	#62-5333	#63-5629	#64-5422	#65-5557	#66-5430	#67-5593	#68-5494	#69-5679	#70-5256
#71-5601	#72-5380	#73-5515	#74-5255	#75-5503	#76-5566	#77-5416	#78-5335	#79-5451	#80-5671
#81-5649	#82-5444	#83-5670	#84-5414	#85-5531	#86-5321	#87-5495	#88-5498	#89-5565	#90-5319
#91-5257	#92-5254	#93-5505	#94-5613	#95-5689	#96-5431	#97-5278	#98-5397	#99-5450	#100-5304

This test report may be reproduced in full only. The document may only be updated by MiCOM Labs personnel. All changes will be noted in the Document History section of the report.



**Title:** Aruba Networks, Inc. APIN0214, APIN0215  
**To:** FCC CFR 47 Part 15 Subpart E 15.407  
**Serial #:** ARUB206-U12\_DFS Rev A  
**Issue Date:** 6<sup>th</sup> May 2016  
**Page:** 134 of 163

Type 5 #0 5525.80 [Back to Summary]

Burst Segment	Number of Pulses	Chirp Width MHz	t1 usec	Pulse Width (t2) usec	t3 usec	t4 usec	t5 usec	Total Segment Length usec
1	3	10	537713	69	1697	1387	164878	705882
2	1	10	352902	85	0	0	352895	705882
3	2	20	367477	65	1084	0	337191	705882
4	1	19	562766	60	0	0	143056	705882
5	2	7	520315	54	1540	0	183919	705882
6	3	13	46	62	1640	1566	702444	705882
7	2	10	348083	70	1836	0	355823	705882
8	2	15	14071	62	1102	0	690585	705882
9	3	8	575547	80	1414	1774	126907	705882
10	3	8	575026	59	1876	1912	126891	705882
11	2	14	558421	98	1566	0	145699	705882
12	2	8	405488	51	1171	0	299121	705882
13	1	20	127353	66	0	0	578463	705882
14	3	15	401632	54	1019	1915	301154	705882
15	3	15	70666	89	1407	1891	631651	705882
16	3	12	487215	96	1260	1373	215746	705882
17	1	16	295220	86	0	0	410576	705882

Type 5 #1 5510.00 [Back to Summary]

Burst Segment	Number of Pulses	Chirp Width MHz	t1 usec	Pulse Width (t2) usec	t3 usec	t4 usec	t5 usec	Total Segment Length usec
1	3	14	867836	83	1524	1866	219434	1090909
2	1	18	584253	77	0	0	506579	1090909
3	3	15	1051733	95	1438	1064	36389	1090909
4	2	19	132439	53	1272	0	957092	1090909
5	3	16	941636	85	1027	1664	146327	1090909
6	1	9	256855	68	0	0	833986	1090909
7	2	17	454893	75	1749	0	634117	1090909
8	2	17	443536	99	1881	0	645294	1090909
9	3	14	854785	55	1156	970	233833	1090909
10	3	16	917832	65	1565	1587	169730	1090909
11	1	7	1050373	58	0	0	40478	1090909

This test report may be reproduced in full only. The document may only be updated by MiCOM Labs personnel. All changes will be noted in the Document History section of the report.



**Title:** Aruba Networks, Inc. APIN0214, APIN0215  
**To:** FCC CFR 47 Part 15 Subpart E 15.407  
**Serial #:** ARUB206-U12\_DFS Rev A  
**Issue Date:** 6<sup>th</sup> May 2016  
**Page:** 135 of 163

Type 5 #2 5510.00 [Back to Summary]

Burst Segment	Number of Pulses	Chirp Width MHz	t1 usec	Pulse Width (t2) usec	t3 usec	t4 usec	t5 usec	Total Segment Length usec
1	2	19	101447	60	1053	0	528958	631578
2	2	8	553570	65	1317	0	76561	631578
3	3	14	571697	87	1348	1184	57088	631578
4	3	14	54380	58	1069	1478	574477	631578
5	3	17	366836	52	1592	1614	261380	631578
6	2	15	286459	71	1606	0	343371	631578
7	2	14	185095	73	973	0	445364	631578
8	3	9	569293	77	1909	1567	58578	631578
9	1	6	123415	78	0	0	508085	631578
10	2	7	361290	97	911	0	269183	631578
11	3	11	199404	66	1170	1825	428981	631578
12	2	16	608110	96	1525	0	21751	631578
13	1	9	67887	51	0	0	563640	631578
14	3	18	23777	84	1540	1269	604740	631578
15	3	12	143259	78	979	1849	485257	631578
16	2	8	151520	73	1597	0	478315	631578
17	2	14	38981	55	1118	0	591369	631578
18	2	20	395686	57	1230	0	234548	631578
19	2	15	52365	68	1598	0	577479	631578

Type 5 #3 5522.60 [Back to Summary]

Burst Segment	Number of Pulses	Chirp Width MHz	t1 usec	Pulse Width (t2) usec	t3 usec	t4 usec	t5 usec	Total Segment Length usec
1	1	16	78559	61	0	0	1012289	1090909
2	2	13	844571	83	1890	0	244282	1090909
3	3	20	476081	59	1030	1934	611687	1090909
4	2	16	1010450	98	1515	0	78748	1090909
5	3	19	704620	97	1210	1610	383178	1090909
6	1	10	202391	70	0	0	888448	1090909
7	3	18	260596	69	1877	1442	826787	1090909
8	2	16	619335	80	1893	0	469521	1090909
9	2	6	209178	70	1115	0	880476	1090909
10	3	8	1037884	65	971	1347	50512	1090909
11	1	14	85610	57	0	0	1005242	1090909

This test report may be reproduced in full only. The document may only be updated by MiCOM Labs personnel. All changes will be noted in the Document History section of the report.



**Title:** Aruba Networks, Inc. APIN0214, APIN0215  
**To:** FCC CFR 47 Part 15 Subpart E 15.407  
**Serial #:** ARUB206-U12\_DFS Rev A  
**Issue Date:** 6<sup>th</sup> May 2016  
**Page:** 136 of 163

Type 5 #4 5498.60 [Back to Summary]

Burst Segment	Number of Pulses	Chirp Width MHz	t1 usec	Pulse Width (t2) usec	t3 usec	t4 usec	t5 usec	Total Segment Length usec
1	2	19	125019	68	1521	0	873324	1000000
2	2	8	119620	80	1708	0	878512	1000000
3	1	8	17368	74	0	0	982558	1000000
4	2	15	20738	51	1308	0	977852	1000000
5	2	6	759663	91	1424	0	238731	1000000
6	3	9	336828	61	1712	1750	659527	1000000
7	3	11	231708	66	1846	1027	765221	1000000
8	3	12	891125	69	1919	1739	105010	1000000
9	2	16	990307	53	1760	0	7827	1000000
10	1	19	413710	52	0	0	586238	1000000
11	3	13	847538	80	1441	1200	149581	1000000
12	1	19	381360	91	0	0	618549	1000000

Type 5 #5 5521.40 [Back to Summary]

Burst Segment	Number of Pulses	Chirp Width MHz	t1 usec	Pulse Width (t2) usec	t3 usec	t4 usec	t5 usec	Total Segment Length usec
1	2	11	32089	72	1740	0	632693	666666
2	1	6	167439	97	0	0	499130	666666
3	1	5	485780	96	0	0	180790	666666
4	3	12	151076	86	931	1874	512527	666666
5	1	19	616140	86	0	0	50440	666666
6	3	19	253699	87	1303	1726	409677	666666
7	2	13	658676	78	1528	0	6306	666666
8	2	15	508223	98	1834	0	156413	666666
9	3	19	584926	54	1613	1104	78861	666666
10	2	14	270715	91	1466	0	394303	666666
11	1	15	81812	93	0	0	584761	666666
12	1	13	359595	75	0	0	306996	666666
13	1	19	74554	58	0	0	592054	666666
14	3	16	490043	81	1296	1346	173738	666666
15	2	17	129512	89	996	0	535980	666666
16	2	17	509954	58	1168	0	155428	666666
17	1	6	520413	59	0	0	146194	666666
18	1	13	472532	99	0	0	194035	666666

This test report may be reproduced in full only. The document may only be updated by MiCOM Labs personnel. All changes will be noted in the Document History section of the report.



**Title:** Aruba Networks, Inc. APIN0214, APIN0215  
**To:** FCC CFR 47 Part 15 Subpart E 15.407  
**Serial #:** ARUB206-U12\_DFS Rev A  
**Issue Date:** 6<sup>th</sup> May 2016  
**Page:** 137 of 163

Type 5 #6 5493.00 [Back to Summary]

Burst Segment	Number of Pulses	Chirp Width MHz	t1 usec	Pulse Width (t2) usec	t3 usec	t4 usec	t5 usec	Total Segment Length usec
1	2	5	63819	95	1328	0	566241	631578
2	3	17	35759	80	1903	1116	592560	631578
3	2	7	126639	75	1000	0	503789	631578
4	3	5	602711	80	1583	1076	25968	631578
5	1	17	333894	63	0	0	297621	631578
6	3	6	58643	54	1803	1710	569260	631578
7	3	20	220803	76	1774	1327	407446	631578
8	3	14	366032	61	1652	1120	262591	631578
9	1	13	27494	65	0	0	604019	631578
10	1	12	233936	79	0	0	397563	631578
11	2	16	355932	52	1473	0	274069	631578
12	3	14	435804	83	1877	1445	192203	631578
13	1	20	308517	72	0	0	322989	631578
14	3	8	567997	59	1739	1372	60293	631578
15	3	12	64081	53	1725	1688	563925	631578
16	2	18	337763	51	1026	0	292687	631578
17	2	14	511337	70	1865	0	118236	631578
18	2	15	80811	64	1623	0	549016	631578
19	1	5	34772	53	0	0	596753	631578

Type 5 #7 5510.00 [Back to Summary]

Burst Segment	Number of Pulses	Chirp Width MHz	t1 usec	Pulse Width (t2) usec	t3 usec	t4 usec	t5 usec	Total Segment Length usec
1	1	13	1138461	91	0	0	194781	1333333
2	3	5	1290109	89	1377	1576	40004	1333333
3	1	18	841841	88	0	0	491404	1333333
4	1	6	600232	78	0	0	733023	1333333
5	1	5	461590	87	0	0	871656	1333333
6	2	17	169714	58	1883	0	1161620	1333333
7	3	13	961334	89	927	1336	369469	1333333
8	2	15	1331694	95	1408	0	41	1333333
9	1	10	1236386	88	0	0	96859	1333333

This test report may be reproduced in full only. The document may only be updated by MiCOM Labs personnel. All changes will be noted in the Document History section of the report.



**Title:** Aruba Networks, Inc. APIN0214, APIN0215  
**To:** FCC CFR 47 Part 15 Subpart E 15.407  
**Serial #:** ARUB206-U12\_DFS Rev A  
**Issue Date:** 6<sup>th</sup> May 2016  
**Page:** 138 of 163

Type 5 #8 5510.00 [Back to Summary]

Burst Segment	Number of Pulses	Chirp Width MHz	t1 usec	Pulse Width (t2) usec	t3 usec	t4 usec	t5 usec	Total Segment Length usec
1	3	15	288715	78	1383	960	308708	600000
2	2	14	186927	58	1803	0	411154	600000
3	1	9	206615	93	0	0	393292	600000
4	1	15	178695	92	0	0	421213	600000
5	3	20	138958	56	1780	968	458126	600000
6	3	5	241945	78	1028	1072	355721	600000
7	2	11	373362	55	1535	0	224993	600000
8	1	6	156485	74	0	0	443441	600000
9	1	11	338810	69	0	0	261121	600000
10	2	5	94642	74	1323	0	503887	600000
11	3	6	496344	73	970	1163	101304	600000
12	1	15	136990	86	0	0	462924	600000
13	1	13	34110	97	0	0	565793	600000
14	2	19	279278	73	927	0	319649	600000
15	2	20	338761	86	1272	0	259795	600000
16	1	16	328517	75	0	0	271408	600000
17	1	17	419669	81	0	0	180250	600000
18	1	8	412510	95	0	0	187395	600000
19	1	18	337842	68	0	0	262090	600000
20	2	12	470482	96	1155	0	128171	600000

Type 5 #9 5524.20 [Back to Summary]

Burst Segment	Number of Pulses	Chirp Width MHz	t1 usec	Pulse Width (t2) usec	t3 usec	t4 usec	t5 usec	Total Segment Length usec
1	3	20	478363	66	1043	1432	518964	1000000
2	2	12	104357	87	1845	0	893624	1000000
3	2	16	462503	50	1038	0	536359	1000000
4	2	12	775930	51	1553	0	222415	1000000
5	2	17	554088	94	1055	0	444669	1000000
6	1	6	811327	96	0	0	188577	1000000
7	2	17	822935	55	1653	0	175302	1000000
8	2	7	272970	80	1037	0	725833	1000000
9	1	12	257555	71	0	0	742374	1000000
10	2	10	474360	89	1041	0	524421	1000000
11	1	11	775287	73	0	0	224640	1000000
12	1	5	455433	78	0	0	544489	1000000

This test report may be reproduced in full only. The document may only be updated by MiCOM Labs personnel. All changes will be noted in the Document History section of the report.



**Title:** Aruba Networks, Inc. APIN0214, APIN0215  
**To:** FCC CFR 47 Part 15 Subpart E 15.407  
**Serial #:** ARUB206-U12\_DFS Rev A  
**Issue Date:** 6<sup>th</sup> May 2016  
**Page:** 139 of 163

Type 5 #10 5495.00 [Back to Summary]

Burst Segment	Number of Pulses	Chirp Width MHz	t1 usec	Pulse Width (t2) usec	t3 usec	t4 usec	t5 usec	Total Segment Length usec
1	3	10	749411	98	1569	1547	447179	1200000
2	2	17	1102231	100	1199	0	96370	1200000
3	3	9	566829	93	1822	1109	629961	1200000
4	2	14	449913	59	1129	0	748840	1200000
5	1	11	1164913	100	0	0	34987	1200000
6	2	10	187018	55	1543	0	1011329	1200000
7	3	11	1100814	99	1103	1074	96712	1200000
8	2	18	701885	89	1770	0	496167	1200000
9	1	8	967287	52	0	0	232661	1200000
10	1	13	687846	59	0	0	512095	1200000

Type 5 #11 5525.40 [Back to Summary]

Burst Segment	Number of Pulses	Chirp Width MHz	t1 usec	Pulse Width (t2) usec	t3 usec	t4 usec	t5 usec	Total Segment Length usec
1	1	18	696364	92	0	0	9426	705882
2	2	10	474820	87	1151	0	229737	705882
3	1	15	109277	64	0	0	596541	705882
4	1	16	308552	56	0	0	397274	705882
5	1	9	7258	87	0	0	698537	705882
6	2	17	249285	68	1535	0	454926	705882
7	1	14	506369	89	0	0	199424	705882
8	1	17	627355	81	0	0	78446	705882
9	3	6	305663	98	1341	1519	397065	705882
10	2	6	403985	61	1485	0	300290	705882
11	3	19	574311	94	993	1007	129289	705882
12	1	9	493004	88	0	0	212790	705882
13	2	6	162646	74	1310	0	541778	705882
14	2	14	83268	79	1878	0	620578	705882
15	3	9	412644	96	1088	1072	290790	705882
16	3	9	331080	73	1650	1713	371220	705882
17	3	15	489915	59	1428	1186	213176	705882

This test report may be reproduced in full only. The document may only be updated by MiCOM Labs personnel. All changes will be noted in the Document History section of the report.



**Title:** Aruba Networks, Inc. APIN0214, APIN0215  
**To:** FCC CFR 47 Part 15 Subpart E 15.407  
**Serial #:** ARUB206-U12\_DFS Rev A  
**Issue Date:** 6<sup>th</sup> May 2016  
**Page:** 140 of 163

Type 5 #12 5510.00 [Back to Summary]

Burst Segment	Number of Pulses	Chirp Width MHz	t1 usec	Pulse Width (t2) usec	t3 usec	t4 usec	t5 usec	Total Segment Length usec
1	3	18	287417	52	1416	1138	567015	857142
2	2	5	727029	51	1335	0	128676	857142
3	3	7	12191	81	1346	1817	841545	857142
4	2	19	699615	86	1429	0	155926	857142
5	2	14	128711	73	1841	0	726444	857142
6	2	16	291201	96	1648	0	564101	857142
7	3	5	374111	54	1006	1777	480086	857142
8	1	16	482384	93	0	0	374665	857142
9	3	12	276336	53	1685	1123	577839	857142
10	2	15	445468	64	1823	0	409723	857142
11	3	6	769485	50	1366	1338	84803	857142
12	1	17	91382	59	0	0	765701	857142
13	2	13	439660	82	1025	0	416293	857142
14	1	6	493942	68	0	0	363132	857142

Type 5 #13 5526.60 [Back to Summary]

Burst Segment	Number of Pulses	Chirp Width MHz	t1 usec	Pulse Width (t2) usec	t3 usec	t4 usec	t5 usec	Total Segment Length usec
1	3	20	188	61	1813	1504	853454	857142
2	3	18	28934	87	1187	1550	825210	857142
3	3	6	550316	91	997	1881	303675	857142
4	2	17	753454	77	1585	0	101949	857142
5	2	11	539083	80	1868	0	316031	857142
6	2	5	78343	61	1153	0	777524	857142
7	2	13	179258	82	972	0	676748	857142
8	3	6	459383	69	1471	1290	394791	857142
9	2	17	6147	66	1624	0	849239	857142
10	2	16	33429	56	1567	0	822034	857142
11	3	10	112007	60	1435	1223	742297	857142
12	1	6	510922	60	0	0	346160	857142
13	1	20	423744	71	0	0	433327	857142
14	1	5	653438	77	0	0	203627	857142

This test report may be reproduced in full only. The document may only be updated by MiCOM Labs personnel. All changes will be noted in the Document History section of the report.



**Title:** Aruba Networks, Inc. APIN0214, APIN0215  
**To:** FCC CFR 47 Part 15 Subpart E 15.407  
**Serial #:** ARUB206-U12\_DFS Rev A  
**Issue Date:** 6<sup>th</sup> May 2016  
**Page:** 141 of 163

Type 5 #14 5494.60 [Back to Summary]

Burst Segment	Number of Pulses	Chirp Width MHz	t1 usec	Pulse Width (t2) usec	t3 usec	t4 usec	t5 usec	Total Segment Length usec
1	1	9	202224	73	0	0	464369	666666
2	2	9	171550	100	1548	0	493368	666666
3	2	6	393184	62	1237	0	272121	666666
4	1	11	139025	82	0	0	527559	666666
5	2	16	579199	97	1238	0	86035	666666
6	2	9	250817	88	959	0	414714	666666
7	1	12	260396	76	0	0	406194	666666
8	2	14	311185	97	1475	0	353812	666666
9	3	13	527728	50	962	1433	136393	666666
10	2	12	552684	92	1861	0	111937	666666
11	3	16	555185	93	1245	1382	108575	666666
12	1	14	528245	86	0	0	138335	666666
13	2	20	236541	52	1843	0	428178	666666
14	3	18	14690	58	1694	1312	648796	666666
15	2	13	33365	58	1149	0	632036	666666
16	3	13	183649	62	1232	1568	480031	666666
17	1	12	288707	60	0	0	377899	666666
18	3	19	563715	56	1466	1800	99517	666666

This test report may be reproduced in full only. The document may only be updated by MiCOM Labs personnel. All changes will be noted in the Document History section of the report.



**Title:** Aruba Networks, Inc. APIN0214, APIN0215  
**To:** FCC CFR 47 Part 15 Subpart E 15.407  
**Serial #:** ARUB206-U12\_DFS Rev A  
**Issue Date:** 6<sup>th</sup> May 2016  
**Page:** 142 of 163

Type 5 #15 5524.60 [Back to Summary]

Burst Segment	Number of Pulses	Chirp Width MHz	t1 usec	Pulse Width (t2) usec	t3 usec	t4 usec	t5 usec	Total Segment Length usec
1	3	20	76200	68	1502	1049	521045	600000
2	1	20	440562	71	0	0	159367	600000
3	2	11	132795	91	1600	0	465423	600000
4	1	19	501931	71	0	0	97998	600000
5	1	7	158325	65	0	0	441610	600000
6	3	11	24263	86	1837	1885	571757	600000
7	3	13	294007	61	1111	1443	303256	600000
8	1	12	477865	63	0	0	122072	600000
9	1	19	384296	74	0	0	215630	600000
10	2	11	444404	88	989	0	154431	600000
11	2	12	11473	100	1500	0	586827	600000
12	3	13	505653	84	1021	1134	91940	600000
13	3	6	301527	60	1313	997	295983	600000
14	1	19	119222	82	0	0	480696	600000
15	1	20	75539	94	0	0	524367	600000
16	3	11	581932	85	1437	1637	14739	600000
17	1	7	252617	66	0	0	347317	600000
18	1	15	297315	72	0	0	302613	600000
19	2	20	26948	92	953	0	571915	600000
20	2	19	303652	54	1355	0	294885	600000

This test report may be reproduced in full only. The document may only be updated by MiCOM Labs personnel. All changes will be noted in the Document History section of the report.



**Title:** Aruba Networks, Inc. APIN0214, APIN0215  
**To:** FCC CFR 47 Part 15 Subpart E 15.407  
**Serial #:** ARUB206-U12\_DFS Rev A  
**Issue Date:** 6<sup>th</sup> May 2016  
**Page:** 143 of 163

Type 5 #16 5510.00 [Back to Summary]

Burst Segment	Number of Pulses	Chirp Width MHz	t1 usec	Pulse Width (t2) usec	t3 usec	t4 usec	t5 usec	Total Segment Length usec
1	1	17	137074	84	0	0	662842	800000
2	2	6	378120	74	1472	0	420260	800000
3	1	9	792188	100	0	0	7712	800000
4	2	13	19324	62	1317	0	779235	800000
5	2	14	456460	66	1809	0	341599	800000
6	1	8	19774	53	0	0	780173	800000
7	3	5	728560	65	1759	1215	68271	800000
8	3	9	508025	84	1465	1075	289183	800000
9	3	19	412184	97	1059	1107	385359	800000
10	2	15	84203	100	1702	0	713895	800000
11	3	16	130087	94	1090	1873	666668	800000
12	1	6	259395	82	0	0	540523	800000
13	2	8	373747	65	1369	0	424754	800000
14	3	5	780524	67	1634	1884	15757	800000
15	1	16	317425	69	0	0	482506	800000

Type 5 #17 5525.00 [Back to Summary]

Burst Segment	Number of Pulses	Chirp Width MHz	t1 usec	Pulse Width (t2) usec	t3 usec	t4 usec	t5 usec	Total Segment Length usec
1	3	14	255328	68	1431	1162	447757	705882
2	1	10	665941	60	0	0	39881	705882
3	2	20	128326	87	1434	0	575948	705882
4	3	10	462735	53	1434	1573	239981	705882
5	3	18	675357	87	1151	1851	27262	705882
6	3	12	553634	56	1437	975	149668	705882
7	1	16	8194	72	0	0	697616	705882
8	2	6	22022	54	1225	0	682527	705882
9	1	7	429118	76	0	0	276688	705882
10	1	17	44877	59	0	0	660946	705882
11	1	8	544007	53	0	0	161822	705882
12	1	15	569390	100	0	0	136392	705882
13	1	11	119434	64	0	0	586384	705882
14	1	12	352889	93	0	0	352900	705882
15	3	6	328779	87	1352	1818	373672	705882
16	1	10	442713	70	0	0	263099	705882
17	2	15	605215	60	1571	0	98976	705882

This test report may be reproduced in full only. The document may only be updated by MiCOM Labs personnel. All changes will be noted in the Document History section of the report.



**Title:** Aruba Networks, Inc. APIN0214, APIN0215  
**To:** FCC CFR 47 Part 15 Subpart E 15.407  
**Serial #:** ARUB206-U12\_DFS Rev A  
**Issue Date:** 6<sup>th</sup> May 2016  
**Page:** 144 of 163

Type 5 #18 5497.40 [Back to Summary]

Burst Segment	Number of Pulses	Chirp Width MHz	t1 usec	Pulse Width (t2) usec	t3 usec	t4 usec	t5 usec	Total Segment Length usec
1	1	10	279355	53	0	0	387258	666666
2	3	7	136039	50	1400	1060	528017	666666
3	2	16	633376	90	1020	0	32090	666666
4	1	15	443206	53	0	0	223407	666666
5	2	10	458297	55	1103	0	207156	666666
6	3	11	279109	92	1344	1283	384654	666666
7	1	11	413659	82	0	0	252925	666666
8	1	13	20932	50	0	0	645684	666666
9	3	13	464639	97	1528	1232	198976	666666
10	1	16	157425	71	0	0	509170	666666
11	3	7	337320	68	1901	1898	325343	666666
12	3	19	639554	88	1553	1476	23819	666666
13	2	6	26158	87	1603	0	638731	666666
14	3	6	491200	68	956	1866	172440	666666
15	1	16	535287	99	0	0	131280	666666
16	2	12	292287	100	1456	0	372723	666666
17	1	17	7654	59	0	0	658953	666666
18	1	15	615486	60	0	0	51120	666666

This test report may be reproduced in full only. The document may only be updated by MiCOM Labs personnel. All changes will be noted in the Document History section of the report.



**Title:** Aruba Networks, Inc. APIN0214, APIN0215  
**To:** FCC CFR 47 Part 15 Subpart E 15.407  
**Serial #:** ARUB206-U12\_DFS Rev A  
**Issue Date:** 6<sup>th</sup> May 2016  
**Page:** 145 of 163

Type 5 #19 5495.40 [Back to Summary]

Burst Segment	Number of Pulses	Chirp Width MHz	t1 usec	Pulse Width (t2) usec	t3 usec	t4 usec	t5 usec	Total Segment Length usec
1	1	19	280629	55	0	0	319316	600000
2	3	17	394341	67	1484	1572	202402	600000
3	2	15	443932	52	1159	0	154805	600000
4	2	20	422687	54	1173	0	176032	600000
5	1	12	51045	88	0	0	548867	600000
6	1	11	590052	92	0	0	9856	600000
7	1	18	24839	70	0	0	575091	600000
8	2	16	517403	56	1764	0	80721	600000
9	2	11	556043	62	938	0	42895	600000
10	2	7	295443	90	1304	0	303073	600000
11	3	11	260742	50	1138	1150	336820	600000
12	1	14	401851	88	0	0	198061	600000
13	3	19	290944	67	1864	1753	305238	600000
14	1	11	359123	91	0	0	240786	600000
15	2	19	310861	76	1683	0	287304	600000
16	3	16	386528	92	1177	1302	210717	600000
17	3	10	402775	87	1341	1878	193745	600000
18	1	14	137774	82	0	0	462144	600000
19	2	7	138522	56	1019	0	460347	600000
20	2	7	77569	74	1366	0	520917	600000

This test report may be reproduced in full only. The document may only be updated by MiCOM Labs personnel. All changes will be noted in the Document History section of the report.



**Title:** Aruba Networks, Inc. APIN0214, APIN0215  
**To:** FCC CFR 47 Part 15 Subpart E 15.407  
**Serial #:** ARUB206-U12\_DFS Rev A  
**Issue Date:** 6<sup>th</sup> May 2016  
**Page:** 146 of 163

Type 5 #20 5495.00 [Back to Summary]

Burst Segment	Number of Pulses	Chirp Width MHz	t1 usec	Pulse Width (t2) usec	t3 usec	t4 usec	t5 usec	Total Segment Length usec
1	3	20	375734	90	1369	1007	221620	600000
2	3	14	108093	72	1440	1405	488846	600000
3	1	14	337026	92	0	0	262882	600000
4	2	18	104883	93	919	0	494012	600000
5	3	7	408011	68	1330	1705	188750	600000
6	1	10	314955	71	0	0	284974	600000
7	3	15	213640	63	1151	1872	383148	600000
8	3	5	592733	94	1456	1109	4420	600000
9	3	20	369205	95	1032	1146	228332	600000
10	3	10	480352	99	1529	1017	116805	600000
11	3	18	564851	71	989	1254	32693	600000
12	2	9	387914	50	1937	0	210049	600000
13	3	14	318985	68	1611	1136	278064	600000
14	3	12	387987	89	1883	1700	208163	600000
15	1	15	265264	73	0	0	334663	600000
16	3	11	88415	83	1116	1118	509102	600000
17	3	13	323184	62	1446	1846	273338	600000
18	1	8	438247	58	0	0	161695	600000
19	3	5	560378	62	1710	1560	36166	600000
20	2	10	390752	72	1789	0	207315	600000

This test report may be reproduced in full only. The document may only be updated by MiCOM Labs personnel. All changes will be noted in the Document History section of the report.



**Title:** Aruba Networks, Inc. APIN0214, APIN0215  
**To:** FCC CFR 47 Part 15 Subpart E 15.407  
**Serial #:** ARUB206-U12\_DFS Rev A  
**Issue Date:** 6<sup>th</sup> May 2016  
**Page:** 147 of 163

Type 5 #21 5510.00 [Back to Summary]

Burst Segment	Number of Pulses	Chirp Width MHz	t1 usec	Pulse Width (t2) usec	t3 usec	t4 usec	t5 usec	Total Segment Length usec
1	1	14	399770	89	0	0	266807	666666
2	3	16	522164	75	1284	1808	141185	666666
3	2	12	113015	89	1278	0	552195	666666
4	3	12	518360	81	1585	1213	145265	666666
5	1	20	293054	96	0	0	373516	666666
6	3	16	572121	91	994	1852	91426	666666
7	2	5	487900	75	1004	0	177612	666666
8	3	18	551604	65	1533	1394	111940	666666
9	3	17	169422	98	1154	1182	494614	666666
10	3	17	238398	94	1797	1101	425088	666666
11	1	18	426840	55	0	0	239771	666666
12	1	15	652458	91	0	0	14117	666666
13	1	19	71662	97	0	0	594907	666666
14	1	9	291152	73	0	0	375441	666666
15	3	14	630383	66	1001	1769	33315	666666
16	1	7	124589	99	0	0	541978	666666
17	2	20	88317	78	1134	0	577059	666666
18	3	7	581030	57	1922	1907	81636	666666

Type 5 #22 5510.00 [Back to Summary]

Burst Segment	Number of Pulses	Chirp Width MHz	t1 usec	Pulse Width (t2) usec	t3 usec	t4 usec	t5 usec	Total Segment Length usec
1	1	19	524112	52	0	0	566745	1090909
2	2	5	1066071	96	1602	0	23044	1090909
3	3	10	333162	99	967	1393	755090	1090909
4	1	6	987641	76	0	0	103192	1090909
5	3	20	18686	73	1139	1045	1069820	1090909
6	1	20	1050125	91	0	0	40693	1090909
7	1	10	610834	74	0	0	480001	1090909
8	2	13	386090	58	1095	0	703608	1090909
9	2	20	226666	65	1411	0	862702	1090909
10	3	15	724264	80	1065	1561	363779	1090909
11	1	19	63643	81	0	0	1027185	1090909

This test report may be reproduced in full only. The document may only be updated by MiCOM Labs personnel. All changes will be noted in the Document History section of the report.



**Title:** Aruba Networks, Inc. APIN0214, APIN0215  
**To:** FCC CFR 47 Part 15 Subpart E 15.407  
**Serial #:** ARUB206-U12\_DFS Rev A  
**Issue Date:** 6<sup>th</sup> May 2016  
**Page:** 148 of 163

Type 5 #23 5510.00 [Back to Summary]

Burst Segment	Number of Pulses	Chirp Width MHz	t1 usec	Pulse Width (t2) usec	t3 usec	t4 usec	t5 usec	Total Segment Length usec
1	3	18	295944	58	1739	1405	300738	600000
2	1	16	504107	53	0	0	95840	600000
3	2	17	192145	82	1428	0	406263	600000
4	3	7	552700	99	1611	1504	43888	600000
5	3	11	546834	89	1432	1299	50168	600000
6	1	20	316666	64	0	0	283270	600000
7	2	14	595641	63	1712	0	2521	600000
8	3	19	530461	68	1829	1133	66373	600000
9	3	12	378868	68	1887	1789	217252	600000
10	1	5	264271	95	0	0	335634	600000
11	1	6	474497	73	0	0	125430	600000
12	2	9	347346	70	1005	0	251509	600000
13	3	17	225322	89	1223	1642	371546	600000
14	1	10	57599	87	0	0	542314	600000
15	2	18	22532	64	1338	0	576002	600000
16	1	20	339733	70	0	0	260197	600000
17	2	18	540002	64	1336	0	58534	600000
18	1	17	297570	72	0	0	302358	600000
19	3	9	188868	79	1001	1737	408157	600000
20	1	20	33238	55	0	0	566707	600000

This test report may be reproduced in full only. The document may only be updated by MiCOM Labs personnel. All changes will be noted in the Document History section of the report.



**Title:** Aruba Networks, Inc. APIN0214, APIN0215  
**To:** FCC CFR 47 Part 15 Subpart E 15.407  
**Serial #:** ARUB206-U12\_DFS Rev A  
**Issue Date:** 6<sup>th</sup> May 2016  
**Page:** 149 of 163

Type 5 #24 5524.60 [Back to Summary]

Burst Segment	Number of Pulses	Chirp Width MHz	t1 usec	Pulse Width (t2) usec	t3 usec	t4 usec	t5 usec	Total Segment Length usec
1	2	19	556674	83	1912	0	147130	705882
2	2	10	21933	58	994	0	682839	705882
3	2	11	382389	50	1660	0	321733	705882
4	1	11	626318	54	0	0	79510	705882
5	1	14	502512	64	0	0	203306	705882
6	3	18	349189	87	1450	1376	353606	705882
7	1	9	241301	97	0	0	464484	705882
8	1	19	268257	100	0	0	437525	705882
9	3	12	532823	81	1845	1003	169968	705882
10	2	14	261308	72	1795	0	442635	705882
11	1	7	516337	50	0	0	189495	705882
12	1	11	7136	92	0	0	698654	705882
13	3	9	489988	57	1914	1832	211977	705882
14	3	6	82663	96	1145	1575	620211	705882
15	3	19	288612	83	1154	1686	414181	705882
16	1	17	174386	60	0	0	531436	705882
17	1	20	116883	58	0	0	588941	705882

Type 5 #25 5494.20 [Back to Summary]

Burst Segment	Number of Pulses	Chirp Width MHz	t1 usec	Pulse Width (t2) usec	t3 usec	t4 usec	t5 usec	Total Segment Length usec
1	2	8	613233	98	1137	0	585434	1200000
2	3	20	765382	99	1132	1497	431692	1200000
3	2	8	433133	61	1781	0	764964	1200000
4	1	16	781226	96	0	0	418678	1200000
5	2	20	782642	54	1909	0	415341	1200000
6	2	8	1007406	60	1629	0	190845	1200000
7	1	16	609111	50	0	0	590839	1200000
8	2	19	190471	98	908	0	1008425	1200000
9	1	16	825936	87	0	0	373977	1200000
10	2	18	1175039	56	1015	0	23834	1200000

This test report may be reproduced in full only. The document may only be updated by MiCOM Labs personnel. All changes will be noted in the Document History section of the report.



**Title:** Aruba Networks, Inc. APIN0214, APIN0215  
**To:** FCC CFR 47 Part 15 Subpart E 15.407  
**Serial #:** ARUB206-U12\_DFS Rev A  
**Issue Date:** 6<sup>th</sup> May 2016  
**Page:** 150 of 163

Type 5 #26 5525.40 [Back to Summary]

Burst Segment	Number of Pulses	Chirp Width MHz	t1 usec	Pulse Width (t2) usec	t3 usec	t4 usec	t5 usec	Total Segment Length usec
1	3	9	344513	55	1150	1460	252712	600000
2	2	8	586639	50	1532	0	11729	600000
3	2	9	302629	89	1301	0	295892	600000
4	2	16	528882	94	1757	0	69173	600000
5	2	16	544749	59	1447	0	53686	600000
6	3	9	274336	70	1764	1761	321929	600000
7	1	17	440589	61	0	0	159350	600000
8	3	8	558907	91	1840	1904	37076	600000
9	3	7	270532	71	1505	1892	325858	600000
10	1	13	574641	56	0	0	25303	600000
11	2	6	545155	56	1375	0	53358	600000
12	2	14	582685	85	1590	0	15555	600000
13	3	17	324226	70	1450	1368	272746	600000
14	2	15	392520	83	1729	0	205585	600000
15	3	20	337519	93	1688	1678	258836	600000
16	3	12	195492	98	1013	1063	402138	600000
17	3	6	492002	55	1097	1317	105419	600000
18	1	14	153347	55	0	0	446598	600000
19	1	9	403942	61	0	0	195997	600000
20	2	11	383758	57	1943	0	214185	600000

Type 5 #27 5493.00 [Back to Summary]

Burst Segment	Number of Pulses	Chirp Width MHz	t1 usec	Pulse Width (t2) usec	t3 usec	t4 usec	t5 usec	Total Segment Length usec
1	3	13	598849	65	1209	1071	321752	923076
2	1	17	606329	98	0	0	316649	923076
3	1	13	67413	94	0	0	855569	923076
4	3	10	766372	70	1321	1012	154161	923076
5	2	5	770268	85	1449	0	151189	923076
6	3	6	484884	75	1833	1717	434417	923076
7	2	16	526323	73	1560	0	395047	923076
8	2	5	629847	92	1630	0	291415	923076
9	2	20	144937	67	961	0	777044	923076
10	2	17	736555	60	1187	0	185214	923076
11	1	17	84532	96	0	0	838448	923076
12	3	5	131893	62	1376	1343	788278	923076
13	1	20	119513	52	0	0	803511	923076

This test report may be reproduced in full only. The document may only be updated by MiCOM Labs personnel. All changes will be noted in the Document History section of the report.



**Title:** Aruba Networks, Inc. APIN0214, APIN0215  
**To:** FCC CFR 47 Part 15 Subpart E 15.407  
**Serial #:** ARUB206-U12\_DFS Rev A  
**Issue Date:** 6<sup>th</sup> May 2016  
**Page:** 151 of 163

Type 5 #28 5494.60 [Back to Summary]

Burst Segment	Number of Pulses	Chirp Width MHz	t1 usec	Pulse Width (t2) usec	t3 usec	t4 usec	t5 usec	Total Segment Length usec
1	2	12	573937	93	1214	0	91329	666666
2	2	10	5583	69	1080	0	659865	666666
3	2	13	50510	55	1624	0	614422	666666
4	1	15	661697	65	0	0	4904	666666
5	2	15	423971	77	1534	0	241007	666666
6	1	11	407335	76	0	0	259255	666666
7	2	10	544113	82	1286	0	121103	666666
8	1	17	506767	88	0	0	159811	666666
9	2	9	370300	69	1585	0	294643	666666
10	2	15	347118	54	1091	0	318349	666666
11	3	18	652858	66	1674	1317	10619	666666
12	2	16	534060	62	1185	0	131297	666666
13	3	7	336407	67	1697	1715	326646	666666
14	3	9	185393	100	1155	1816	478002	666666
15	2	9	561372	91	1617	0	103495	666666
16	3	13	663075	100	1897	1076	318	666666
17	2	16	619251	64	1838	0	45449	666666
18	2	5	365427	59	970	0	300151	666666

This test report may be reproduced in full only. The document may only be updated by MiCOM Labs personnel. All changes will be noted in the Document History section of the report.



**Title:** Aruba Networks, Inc. APIN0214, APIN0215  
**To:** FCC CFR 47 Part 15 Subpart E 15.407  
**Serial #:** ARUB206-U12\_DFS Rev A  
**Issue Date:** 6<sup>th</sup> May 2016  
**Page:** 152 of 163

Type 5 #29 5510.00 [Back to Summary]

Burst Segment	Number of Pulses	Chirp Width MHz	t1 usec	Pulse Width (t2) usec	t3 usec	t4 usec	t5 usec	Total Segment Length usec
1	2	7	463768	52	1839	0	134289	600000
2	1	15	515102	69	0	0	84829	600000
3	1	5	174116	93	0	0	425791	600000
4	3	9	438254	55	1732	1216	158633	600000
5	3	17	287646	91	1251	1409	309421	600000
6	1	17	361693	80	0	0	238227	600000
7	1	19	438210	62	0	0	161728	600000
8	2	8	570743	65	1486	0	27641	600000
9	1	7	205803	93	0	0	394104	600000
10	1	17	139289	87	0	0	460624	600000
11	2	18	239745	99	1009	0	359048	600000
12	3	18	418471	65	1087	1628	178619	600000
13	2	16	375686	70	1478	0	222696	600000
14	1	5	574870	88	0	0	25042	600000
15	1	14	524327	85	0	0	75588	600000
16	3	6	275955	92	1796	1490	320483	600000
17	2	16	351828	81	1168	0	246842	600000
18	2	12	309164	97	1602	0	289040	600000
19	2	11	318486	95	1525	0	279799	600000
20	3	12	174405	77	1221	1433	422710	600000

This test report may be reproduced in full only. The document may only be updated by MiCOM Labs personnel. All changes will be noted in the Document History section of the report.



**Type 6 #1 [Back to Summary]**

**This table contains a list of 100 hop frequencies, randomly selected from 5250-5724MHz in 1MHz steps**

#01-5515	#02-5590	#03-5642	#04-5683	#05-5606	#06-5424	#07-5701	#08-5431	#09-5519	#10-5564
#11-5443	#12-5367	#13-5577	#14-5345	#15-5293	#16-5697	#17-5325	#18-5320	#19-5687	#20-5514
#21-5278	#22-5487	#23-5448	#24-5375	#25-5720	#26-5412	#27-5644	#28-5386	#29-5538	#30-5529
#31-5284	#32-5331	#33-5692	#34-5673	#35-5672	#36-5409	#37-5647	#38-5374	#39-5718	#40-5303
#41-5312	#42-5655	#43-5336	#44-5560	#45-5605	#46-5459	#47-5702	#48-5433	#49-5399	#50-5429
#51-5639	#52-5599	#53-5486	#54-5353	#55-5467	#56-5485	#57-5480	#58-5428	#59-5539	#60-5512
#61-5382	#62-5276	#63-5638	#64-5333	#65-5496	#66-5377	#67-5344	#68-5274	#69-5640	#70-5397
#71-5563	#72-5584	#73-5460	#74-5690	#75-5556	#76-5338	#77-5613	#78-5495	#79-5522	#80-5677
#81-5667	#82-5678	#83-5388	#84-5350	#85-5369	#86-5456	#87-5455	#88-5570	#89-5649	#90-5416
#91-5670	#92-5516	#93-5654	#94-5629	#95-5422	#96-5476	#97-5358	#98-5364	#99-5517	#100-5252

**Type 6 #2 [Back to Summary]**

**This table contains a list of 100 hop frequencies, randomly selected from 5250-5724MHz in 1MHz steps**

#01-5591	#02-5305	#03-5388	#04-5521	#05-5379	#06-5596	#07-5710	#08-5630	#09-5586	#10-5569
#11-5429	#12-5612	#13-5538	#14-5688	#15-5289	#16-5647	#17-5499	#18-5544	#19-5715	#20-5705
#21-5617	#22-5404	#23-5669	#24-5286	#25-5651	#26-5640	#27-5386	#28-5451	#29-5563	#30-5410
#31-5483	#32-5314	#33-5317	#34-5659	#35-5298	#36-5326	#37-5303	#38-5431	#39-5290	#40-5568
#41-5671	#42-5475	#43-5267	#44-5608	#45-5512	#46-5318	#47-5398	#48-5590	#49-5382	#50-5526
#51-5271	#52-5699	#53-5625	#54-5443	#55-5484	#56-5595	#57-5463	#58-5460	#59-5573	#60-5272
#61-5578	#62-5268	#63-5624	#64-5697	#65-5712	#66-5450	#67-5468	#68-5662	#69-5524	#70-5576
#71-5561	#72-5722	#73-5536	#74-5634	#75-5281	#76-5598	#77-5582	#78-5365	#79-5509	#80-5413
#81-5425	#82-5428	#83-5587	#84-5567	#85-5545	#86-5343	#87-5456	#88-5516	#89-5553	#90-5613
#91-5346	#92-5411	#93-5389	#94-5639	#95-5589	#96-5471	#97-5372	#98-5445	#99-5673	#100-5685

**Type 6 #3 [Back to Summary]**

**This table contains a list of 100 hop frequencies, randomly selected from 5250-5724MHz in 1MHz steps**

#01-5432	#02-5587	#03-5506	#04-5375	#05-5299	#06-5720	#07-5384	#08-5360	#09-5521	#10-5460
#11-5348	#12-5536	#13-5271	#14-5606	#15-5345	#16-5666	#17-5715	#18-5265	#19-5629	#20-5329
#21-5368	#22-5452	#23-5709	#24-5695	#25-5616	#26-5557	#27-5668	#28-5269	#29-5618	#30-5386
#31-5402	#32-5476	#33-5468	#34-5404	#35-5704	#36-5326	#37-5495	#38-5347	#39-5321	#40-5405
#41-5282	#42-5723	#43-5599	#44-5283	#45-5493	#46-5530	#47-5381	#48-5541	#49-5593	#50-5566
#51-5602	#52-5535	#53-5484	#54-5467	#55-5302	#56-5364	#57-5466	#58-5362	#59-5670	#60-5310
#61-5528	#62-5451	#63-5365	#64-5590	#65-5505	#66-5494	#67-5532	#68-5258	#69-5687	#70-5420
#71-5697	#72-5267	#73-5439	#74-5635	#75-5501	#76-5338	#77-5255	#78-5586	#79-5608	#80-5626
#81-5425	#82-5352	#83-5515	#84-5700	#85-5278	#86-5295	#87-5681	#88-5664	#89-5622	#90-5290
#91-5539	#92-5564	#93-5556	#94-5378	#95-5601	#96-5529	#97-5259	#98-5585	#99-5604	#100-5534

This test report may be reproduced in full only. The document may only be updated by MiCOM Labs personnel. All changes will be noted in the Document History section of the report.



**Type 6 #4 [Back to Summary]**

**This table contains a list of 100 hop frequencies, randomly selected from 5250-5724MHz in 1MHz steps**

#01-5295	#02-5562	#03-5467	#04-5277	#05-5391	#06-5588	#07-5378	#08-5379	#09-5312	#10-5333
#11-5427	#12-5627	#13-5276	#14-5263	#15-5324	#16-5529	#17-5465	#18-5486	#19-5301	#20-5273
#21-5522	#22-5516	#23-5644	#24-5452	#25-5600	#26-5328	#27-5372	#28-5398	#29-5494	#30-5577
#31-5272	#32-5271	#33-5616	#34-5306	#35-5677	#36-5483	#37-5251	#38-5628	#39-5342	#40-5535
#41-5493	#42-5702	#43-5693	#44-5361	#45-5661	#46-5530	#47-5365	#48-5590	#49-5321	#50-5313
#51-5497	#52-5534	#53-5581	#54-5261	#55-5503	#56-5643	#57-5264	#58-5401	#59-5466	#60-5704
#61-5250	#62-5543	#63-5481	#64-5404	#65-5605	#66-5385	#67-5681	#68-5371	#69-5296	#70-5464
#71-5583	#72-5683	#73-5462	#74-5279	#75-5539	#76-5675	#77-5340	#78-5663	#79-5523	#80-5257
#81-5533	#82-5307	#83-5430	#84-5330	#85-5463	#86-5415	#87-5604	#88-5528	#89-5284	#90-5469
#91-5574	#92-5565	#93-5601	#94-5555	#95-5492	#96-5409	#97-5682	#98-5395	#99-5468	#100-5275

**Type 6 #5 [Back to Summary]**

**This table contains a list of 100 hop frequencies, randomly selected from 5250-5724MHz in 1MHz steps**

#01-5574	#02-5638	#03-5576	#04-5368	#05-5706	#06-5689	#07-5692	#08-5648	#09-5462	#10-5514
#11-5459	#12-5421	#13-5667	#14-5362	#15-5401	#16-5666	#17-5439	#18-5505	#19-5402	#20-5336
#21-5552	#22-5614	#23-5267	#24-5331	#25-5631	#26-5512	#27-5379	#28-5463	#29-5383	#30-5607
#31-5377	#32-5572	#33-5315	#34-5282	#35-5580	#36-5416	#37-5611	#38-5297	#39-5622	#40-5564
#41-5317	#42-5545	#43-5361	#44-5301	#45-5392	#46-5384	#47-5549	#48-5310	#49-5265	#50-5591
#51-5615	#52-5256	#53-5381	#54-5447	#55-5685	#56-5621	#57-5494	#58-5461	#59-5444	#60-5559
#61-5479	#62-5386	#63-5356	#64-5635	#65-5506	#66-5710	#67-5304	#68-5563	#69-5269	#70-5502
#71-5691	#72-5664	#73-5497	#74-5687	#75-5332	#76-5266	#77-5487	#78-5565	#79-5658	#80-5620
#81-5519	#82-5367	#83-5561	#84-5428	#85-5254	#86-5280	#87-5639	#88-5278	#89-5515	#90-5325
#91-5449	#92-5257	#93-5418	#94-5441	#95-5432	#96-5654	#97-5555	#98-5688	#99-5482	#100-5476

**Type 6 #6 [Back to Summary]**

**This table contains a list of 100 hop frequencies, randomly selected from 5250-5724MHz in 1MHz steps**

#01-5326	#02-5396	#03-5564	#04-5623	#05-5295	#06-5422	#07-5325	#08-5610	#09-5440	#10-5662
#11-5555	#12-5429	#13-5558	#14-5431	#15-5700	#16-5720	#17-5301	#18-5408	#19-5469	#20-5297
#21-5542	#22-5327	#23-5480	#24-5397	#25-5546	#26-5368	#27-5438	#28-5589	#29-5536	#30-5597
#31-5671	#32-5502	#33-5486	#34-5609	#35-5667	#36-5266	#37-5460	#38-5580	#39-5629	#40-5272
#41-5618	#42-5553	#43-5584	#44-5656	#45-5465	#46-5436	#47-5603	#48-5434	#49-5659	#50-5724
#51-5713	#52-5271	#53-5393	#54-5622	#55-5601	#56-5681	#57-5575	#58-5375	#59-5683	#60-5483
#61-5305	#62-5669	#63-5341	#64-5303	#65-5285	#66-5672	#67-5613	#68-5458	#69-5637	#70-5442
#71-5385	#72-5649	#73-5651	#74-5537	#75-5614	#76-5628	#77-5251	#78-5711	#79-5389	#80-5378
#81-5568	#82-5487	#83-5621	#84-5645	#85-5562	#86-5703	#87-5607	#88-5456	#89-5284	#90-5320
#91-5529	#92-5374	#93-5383	#94-5567	#95-5449	#96-5701	#97-5532	#98-5577	#99-5347	#100-5466

This test report may be reproduced in full only. The document may only be updated by MiCOM Labs personnel. All changes will be noted in the Document History section of the report.



**Type 6 #7 [Back to Summary]**

**This table contains a list of 100 hop frequencies, randomly selected from 5250-5724MHz in 1MHz steps**

#01-5335	#02-5711	#03-5303	#04-5421	#05-5588	#06-5555	#07-5721	#08-5462	#09-5431	#10-5444
#11-5382	#12-5412	#13-5360	#14-5635	#15-5575	#16-5430	#17-5408	#18-5488	#19-5714	#20-5581
#21-5258	#22-5628	#23-5503	#24-5592	#25-5394	#26-5664	#27-5522	#28-5510	#29-5546	#30-5680
#31-5293	#32-5548	#33-5381	#34-5477	#35-5716	#36-5553	#37-5285	#38-5420	#39-5636	#40-5354
#41-5323	#42-5316	#43-5530	#44-5654	#45-5251	#46-5404	#47-5339	#48-5670	#49-5375	#50-5566
#51-5374	#52-5358	#53-5609	#54-5326	#55-5333	#56-5524	#57-5554	#58-5296	#59-5282	#60-5460
#61-5641	#62-5476	#63-5401	#64-5559	#65-5281	#66-5607	#67-5643	#68-5271	#69-5395	#70-5712
#71-5577	#72-5610	#73-5507	#74-5667	#75-5347	#76-5574	#77-5590	#78-5385	#79-5704	#80-5556
#81-5678	#82-5439	#83-5496	#84-5400	#85-5632	#86-5279	#87-5455	#88-5700	#89-5589	#90-5321
#91-5399	#92-5304	#93-5502	#94-5417	#95-5372	#96-5456	#97-5276	#98-5353	#99-5386	#100-5487

**Type 6 #8 [Back to Summary]**

**This table contains a list of 100 hop frequencies, randomly selected from 5250-5724MHz in 1MHz steps**

#01-5473	#02-5351	#03-5384	#04-5711	#05-5675	#06-5688	#07-5454	#08-5446	#09-5430	#10-5325
#11-5661	#12-5644	#13-5447	#14-5369	#15-5509	#16-5457	#17-5260	#18-5717	#19-5664	#20-5262
#21-5712	#22-5538	#23-5517	#24-5293	#25-5322	#26-5423	#27-5591	#28-5368	#29-5550	#30-5281
#31-5534	#32-5420	#33-5441	#34-5691	#35-5394	#36-5266	#37-5646	#38-5328	#39-5492	#40-5495
#41-5393	#42-5615	#43-5512	#44-5463	#45-5304	#46-5298	#47-5588	#48-5724	#49-5265	#50-5361
#51-5480	#52-5373	#53-5500	#54-5659	#55-5432	#56-5667	#57-5602	#58-5515	#59-5327	#60-5605
#61-5294	#62-5377	#63-5474	#64-5256	#65-5402	#66-5364	#67-5440	#68-5338	#69-5638	#70-5422
#71-5491	#72-5568	#73-5648	#74-5382	#75-5303	#76-5634	#77-5267	#78-5374	#79-5253	#80-5645
#81-5296	#82-5665	#83-5282	#84-5687	#85-5399	#86-5704	#87-5450	#88-5701	#89-5632	#90-5316
#91-5468	#92-5336	#93-5621	#94-5533	#95-5651	#96-5308	#97-5606	#98-5656	#99-5300	#100-5537

**Type 6 #9 [Back to Summary]**

**This table contains a list of 100 hop frequencies, randomly selected from 5250-5724MHz in 1MHz steps**

#01-5283	#02-5585	#03-5390	#04-5584	#05-5682	#06-5320	#07-5373	#08-5323	#09-5427	#10-5315
#11-5369	#12-5402	#13-5291	#14-5359	#15-5437	#16-5445	#17-5502	#18-5637	#19-5638	#20-5692
#21-5724	#22-5693	#23-5478	#24-5505	#25-5560	#26-5607	#27-5447	#28-5720	#29-5414	#30-5259
#31-5271	#32-5586	#33-5671	#34-5590	#35-5561	#36-5297	#37-5358	#38-5665	#39-5344	#40-5262
#41-5456	#42-5707	#43-5501	#44-5321	#45-5492	#46-5542	#47-5587	#48-5404	#49-5348	#50-5386
#51-5570	#52-5616	#53-5636	#54-5329	#55-5372	#56-5651	#57-5328	#58-5306	#59-5347	#60-5489
#61-5429	#62-5413	#63-5572	#64-5609	#65-5537	#66-5393	#67-5697	#68-5544	#69-5680	#70-5517
#71-5711	#72-5702	#73-5433	#74-5318	#75-5438	#76-5383	#77-5392	#78-5580	#79-5648	#80-5266
#81-5698	#82-5649	#83-5477	#84-5418	#85-5658	#86-5444	#87-5650	#88-5403	#89-5556	#90-5312
#91-5378	#92-5412	#93-5703	#94-5459	#95-5260	#96-5375	#97-5566	#98-5614	#99-5491	#100-5630

This test report may be reproduced in full only. The document may only be updated by MiCOM Labs personnel. All changes will be noted in the Document History section of the report.



**Type 6 #10 [Back to Summary]**

**This table contains a list of 100 hop frequencies, randomly selected from 5250-5724MHz in 1MHz steps**

#01-5659	#02-5620	#03-5304	#04-5371	#05-5462	#06-5670	#07-5595	#08-5451	#09-5424	#10-5713
#11-5413	#12-5501	#13-5599	#14-5684	#15-5569	#16-5407	#17-5469	#18-5376	#19-5272	#20-5323
#21-5310	#22-5548	#23-5602	#24-5255	#25-5661	#26-5276	#27-5404	#28-5658	#29-5523	#30-5377
#31-5395	#32-5318	#33-5715	#34-5321	#35-5656	#36-5356	#37-5680	#38-5573	#39-5449	#40-5704
#41-5568	#42-5624	#43-5538	#44-5268	#45-5615	#46-5577	#47-5630	#48-5440	#49-5592	#50-5418
#51-5361	#52-5298	#53-5434	#54-5436	#55-5515	#56-5606	#57-5626	#58-5303	#59-5285	#60-5355
#61-5531	#62-5693	#63-5497	#64-5475	#65-5363	#66-5420	#67-5283	#68-5474	#69-5586	#70-5309
#71-5463	#72-5386	#73-5293	#74-5717	#75-5617	#76-5468	#77-5510	#78-5702	#79-5473	#80-5603
#81-5608	#82-5646	#83-5493	#84-5447	#85-5637	#86-5567	#87-5328	#88-5588	#89-5496	#90-5257
#91-5299	#92-5367	#93-5351	#94-5517	#95-5270	#96-5558	#97-5668	#98-5708	#99-5710	#100-5667

**Type 6 #11 [Back to Summary]**

**This table contains a list of 100 hop frequencies, randomly selected from 5250-5724MHz in 1MHz steps**

#01-5374	#02-5698	#03-5379	#04-5618	#05-5614	#06-5258	#07-5559	#08-5500	#09-5378	#10-5307
#11-5339	#12-5444	#13-5592	#14-5441	#15-5651	#16-5561	#17-5562	#18-5268	#19-5489	#20-5493
#21-5492	#22-5538	#23-5456	#24-5336	#25-5650	#26-5616	#27-5349	#28-5448	#29-5676	#30-5283
#31-5317	#32-5665	#33-5521	#34-5520	#35-5318	#36-5678	#37-5319	#38-5680	#39-5337	#40-5367
#41-5674	#42-5684	#43-5647	#44-5483	#45-5325	#46-5343	#47-5722	#48-5356	#49-5690	#50-5278
#51-5467	#52-5425	#53-5292	#54-5692	#55-5723	#56-5634	#57-5361	#58-5548	#59-5344	#60-5543
#61-5253	#62-5376	#63-5644	#64-5381	#65-5314	#66-5419	#67-5404	#68-5420	#69-5506	#70-5252
#71-5382	#72-5273	#73-5354	#74-5679	#75-5652	#76-5524	#77-5575	#78-5490	#79-5685	#80-5277
#81-5275	#82-5300	#83-5410	#84-5568	#85-5513	#86-5272	#87-5380	#88-5556	#89-5406	#90-5687
#91-5479	#92-5625	#93-5583	#94-5654	#95-5271	#96-5390	#97-5710	#98-5641	#99-5590	#100-5610

**Type 6 #12 [Back to Summary]**

**This table contains a list of 100 hop frequencies, randomly selected from 5250-5724MHz in 1MHz steps**

#01-5256	#02-5594	#03-5417	#04-5268	#05-5671	#06-5526	#07-5411	#08-5684	#09-5353	#10-5467
#11-5492	#12-5359	#13-5258	#14-5694	#15-5615	#16-5397	#17-5375	#18-5420	#19-5456	#20-5550
#21-5592	#22-5392	#23-5450	#24-5363	#25-5624	#26-5449	#27-5646	#28-5469	#29-5544	#30-5292
#31-5335	#32-5339	#33-5525	#34-5561	#35-5644	#36-5580	#37-5362	#38-5259	#39-5719	#40-5395
#41-5447	#42-5583	#43-5261	#44-5295	#45-5515	#46-5574	#47-5380	#48-5718	#49-5584	#50-5470
#51-5483	#52-5290	#53-5267	#54-5589	#55-5394	#56-5303	#57-5369	#58-5471	#59-5605	#60-5667
#61-5389	#62-5311	#63-5358	#64-5407	#65-5270	#66-5458	#67-5382	#68-5695	#69-5542	#70-5263
#71-5462	#72-5405	#73-5533	#74-5438	#75-5318	#76-5599	#77-5686	#78-5338	#79-5551	#80-5432
#81-5613	#82-5577	#83-5298	#84-5507	#85-5697	#86-5500	#87-5717	#88-5512	#89-5364	#90-5452
#91-5307	#92-5522	#93-5628	#94-5495	#95-5366	#96-5410	#97-5425	#98-5571	#99-5309	#100-5271

This test report may be reproduced in full only. The document may only be updated by MiCOM Labs personnel. All changes will be noted in the Document History section of the report.



**Type 6 #13 [Back to Summary]**

**This table contains a list of 100 hop frequencies, randomly selected from 5250-5724MHz in 1MHz steps**

#01-5610	#02-5597	#03-5305	#04-5680	#05-5710	#06-5261	#07-5596	#08-5643	#09-5579	#10-5563
#11-5604	#12-5469	#13-5555	#14-5696	#15-5675	#16-5409	#17-5445	#18-5266	#19-5271	#20-5623
#21-5347	#22-5677	#23-5337	#24-5534	#25-5430	#26-5588	#27-5483	#28-5385	#29-5652	#30-5375
#31-5586	#32-5554	#33-5413	#34-5635	#35-5642	#36-5544	#37-5541	#38-5706	#39-5640	#40-5446
#41-5408	#42-5308	#43-5523	#44-5415	#45-5391	#46-5690	#47-5549	#48-5411	#49-5648	#50-5657
#51-5509	#52-5294	#53-5395	#54-5530	#55-5397	#56-5363	#57-5507	#58-5651	#59-5437	#60-5268
#61-5724	#62-5533	#63-5290	#64-5492	#65-5625	#66-5450	#67-5707	#68-5626	#69-5329	#70-5593
#71-5343	#72-5372	#73-5314	#74-5317	#75-5718	#76-5687	#77-5691	#78-5286	#79-5392	#80-5631
#81-5481	#82-5598	#83-5398	#84-5558	#85-5527	#86-5663	#87-5671	#88-5281	#89-5493	#90-5715
#91-5624	#92-5684	#93-5428	#94-5272	#95-5577	#96-5676	#97-5270	#98-5332	#99-5295	#100-5514

**Type 6 #14 [Back to Summary]**

**This table contains a list of 100 hop frequencies, randomly selected from 5250-5724MHz in 1MHz steps**

#01-5688	#02-5471	#03-5707	#04-5497	#05-5342	#06-5301	#07-5639	#08-5618	#09-5476	#10-5439
#11-5456	#12-5429	#13-5383	#14-5561	#15-5442	#16-5607	#17-5313	#18-5324	#19-5667	#20-5343
#21-5623	#22-5256	#23-5501	#24-5609	#25-5628	#26-5459	#27-5647	#28-5378	#29-5578	#30-5475
#31-5481	#32-5398	#33-5535	#34-5643	#35-5720	#36-5691	#37-5663	#38-5461	#39-5255	#40-5562
#41-5495	#42-5302	#43-5724	#44-5309	#45-5443	#46-5329	#47-5483	#48-5387	#49-5344	#50-5258
#51-5353	#52-5420	#53-5315	#54-5464	#55-5455	#56-5533	#57-5458	#58-5397	#59-5696	#60-5348
#61-5586	#62-5706	#63-5672	#64-5539	#65-5401	#66-5276	#67-5524	#68-5611	#69-5347	#70-5385
#71-5337	#72-5310	#73-5486	#74-5448	#75-5689	#76-5550	#77-5434	#78-5380	#79-5414	#80-5715
#81-5466	#82-5702	#83-5641	#84-5321	#85-5437	#86-5482	#87-5515	#88-5281	#89-5284	#90-5634
#91-5494	#92-5292	#93-5683	#94-5500	#95-5722	#96-5597	#97-5622	#98-5333	#99-5257	#100-5568

**Type 6 #15 [Back to Summary]**

**This table contains a list of 100 hop frequencies, randomly selected from 5250-5724MHz in 1MHz steps**

#01-5632	#02-5687	#03-5298	#04-5531	#05-5357	#06-5352	#07-5489	#08-5544	#09-5561	#10-5484
#11-5679	#12-5337	#13-5424	#14-5589	#15-5595	#16-5423	#17-5303	#18-5571	#19-5577	#20-5377
#21-5638	#22-5306	#23-5392	#24-5327	#25-5456	#26-5464	#27-5485	#28-5594	#29-5481	#30-5619
#31-5636	#32-5343	#33-5430	#34-5593	#35-5574	#36-5552	#37-5708	#38-5477	#39-5356	#40-5556
#41-5482	#42-5657	#43-5532	#44-5348	#45-5326	#46-5383	#47-5252	#48-5448	#49-5280	#50-5408
#51-5375	#52-5605	#53-5655	#54-5576	#55-5545	#56-5695	#57-5325	#58-5617	#59-5592	#60-5620
#61-5313	#62-5667	#63-5573	#64-5586	#65-5555	#66-5264	#67-5292	#68-5440	#69-5550	#70-5295
#71-5406	#72-5373	#73-5584	#74-5704	#75-5585	#76-5388	#77-5591	#78-5282	#79-5692	#80-5549
#81-5663	#82-5723	#83-5257	#84-5263	#85-5402	#86-5664	#87-5661	#88-5419	#89-5715	#90-5684
#91-5487	#92-5688	#93-5495	#94-5369	#95-5685	#96-5258	#97-5454	#98-5668	#99-5330	#100-5309

This test report may be reproduced in full only. The document may only be updated by MiCOM Labs personnel. All changes will be noted in the Document History section of the report.



**Type 6 #16 [Back to Summary]**

**This table contains a list of 100 hop frequencies, randomly selected from 5250-5724MHz in 1MHz steps**

#01-5498	#02-5453	#03-5686	#04-5715	#05-5465	#06-5479	#07-5490	#08-5278	#09-5280	#10-5327
#11-5345	#12-5618	#13-5332	#14-5617	#15-5266	#16-5284	#17-5427	#18-5398	#19-5250	#20-5356
#21-5608	#22-5712	#23-5383	#24-5624	#25-5467	#26-5622	#27-5707	#28-5631	#29-5274	#30-5384
#31-5534	#32-5612	#33-5414	#34-5519	#35-5296	#36-5272	#37-5662	#38-5710	#39-5423	#40-5632
#41-5388	#42-5637	#43-5589	#44-5593	#45-5605	#46-5603	#47-5353	#48-5650	#49-5555	#50-5306
#51-5668	#52-5698	#53-5426	#54-5511	#55-5319	#56-5311	#57-5567	#58-5586	#59-5507	#60-5372
#61-5256	#62-5535	#63-5452	#64-5471	#65-5713	#66-5405	#67-5461	#68-5265	#69-5657	#70-5700
#71-5573	#72-5598	#73-5267	#74-5263	#75-5604	#76-5705	#77-5443	#78-5590	#79-5638	#80-5313
#81-5627	#82-5450	#83-5709	#84-5344	#85-5373	#86-5641	#87-5510	#88-5382	#89-5694	#90-5303
#91-5587	#92-5287	#93-5400	#94-5606	#95-5570	#96-5653	#97-5291	#98-5663	#99-5276	#100-5550

**Type 6 #17 [Back to Summary]**

**This table contains a list of 100 hop frequencies, randomly selected from 5250-5724MHz in 1MHz steps**

#01-5572	#02-5627	#03-5391	#04-5537	#05-5590	#06-5670	#07-5342	#08-5503	#09-5549	#10-5271
#11-5254	#12-5631	#13-5366	#14-5616	#15-5266	#16-5440	#17-5501	#18-5706	#19-5261	#20-5704
#21-5588	#22-5723	#23-5293	#24-5292	#25-5482	#26-5662	#27-5597	#28-5689	#29-5601	#30-5682
#31-5599	#32-5518	#33-5526	#34-5263	#35-5368	#36-5570	#37-5354	#38-5358	#39-5495	#40-5509
#41-5575	#42-5585	#43-5657	#44-5494	#45-5454	#46-5286	#47-5274	#48-5259	#49-5472	#50-5322
#51-5295	#52-5613	#53-5571	#54-5709	#55-5629	#56-5348	#57-5257	#58-5469	#59-5639	#60-5395
#61-5296	#62-5281	#63-5340	#64-5252	#65-5321	#66-5595	#67-5397	#68-5490	#69-5445	#70-5262
#71-5387	#72-5360	#73-5522	#74-5277	#75-5625	#76-5578	#77-5467	#78-5528	#79-5637	#80-5710
#81-5672	#82-5541	#83-5359	#84-5270	#85-5325	#86-5721	#87-5351	#88-5275	#89-5594	#90-5715
#91-5611	#92-5462	#93-5606	#94-5671	#95-5272	#96-5663	#97-5649	#98-5422	#99-5372	#100-5375

**Type 6 #18 [Back to Summary]**

**This table contains a list of 100 hop frequencies, randomly selected from 5250-5724MHz in 1MHz steps**

#01-5697	#02-5491	#03-5713	#04-5330	#05-5356	#06-5622	#07-5310	#08-5367	#09-5591	#10-5384
#11-5295	#12-5624	#13-5523	#14-5618	#15-5301	#16-5520	#17-5401	#18-5496	#19-5465	#20-5575
#21-5271	#22-5672	#23-5473	#24-5396	#25-5679	#26-5550	#27-5640	#28-5604	#29-5464	#30-5588
#31-5546	#32-5569	#33-5592	#34-5282	#35-5352	#36-5719	#37-5378	#38-5533	#39-5598	#40-5573
#41-5477	#42-5416	#43-5706	#44-5397	#45-5379	#46-5612	#47-5498	#48-5651	#49-5632	#50-5524
#51-5675	#52-5543	#53-5489	#54-5636	#55-5658	#56-5321	#57-5395	#58-5501	#59-5712	#60-5644
#61-5432	#62-5327	#63-5275	#64-5268	#65-5417	#66-5485	#67-5337	#68-5292	#69-5349	#70-5721
#71-5414	#72-5532	#73-5421	#74-5277	#75-5510	#76-5355	#77-5537	#78-5681	#79-5299	#80-5518
#81-5441	#82-5568	#83-5306	#84-5387	#85-5347	#86-5586	#87-5557	#88-5709	#89-5628	#90-5443
#91-5353	#92-5593	#93-5637	#94-5263	#95-5399	#96-5544	#97-5482	#98-5528	#99-5444	#100-5492

This test report may be reproduced in full only. The document may only be updated by MiCOM Labs personnel. All changes will be noted in the Document History section of the report.



**Type 6 #19 [Back to Summary]**

**This table contains a list of 100 hop frequencies, randomly selected from 5250-5724MHz in 1MHz steps**

#01-5268	#02-5494	#03-5594	#04-5625	#05-5367	#06-5715	#07-5606	#08-5356	#09-5476	#10-5305
#11-5311	#12-5701	#13-5475	#14-5503	#15-5658	#16-5281	#17-5629	#18-5300	#19-5487	#20-5414
#21-5634	#22-5510	#23-5339	#24-5317	#25-5409	#26-5597	#27-5341	#28-5388	#29-5386	#30-5514
#31-5340	#32-5579	#33-5275	#34-5422	#35-5462	#36-5698	#37-5405	#38-5270	#39-5704	#40-5450
#41-5482	#42-5572	#43-5381	#44-5377	#45-5368	#46-5661	#47-5485	#48-5466	#49-5513	#50-5577
#51-5477	#52-5681	#53-5327	#54-5359	#55-5708	#56-5505	#57-5557	#58-5683	#59-5515	#60-5693
#61-5516	#62-5695	#63-5371	#64-5449	#65-5529	#66-5290	#67-5685	#68-5600	#69-5609	#70-5669
#71-5507	#72-5689	#73-5401	#74-5663	#75-5682	#76-5665	#77-5291	#78-5581	#79-5647	#80-5598
#81-5587	#82-5622	#83-5673	#84-5312	#85-5479	#86-5443	#87-5712	#88-5439	#89-5481	#90-5393
#91-5306	#92-5411	#93-5256	#94-5643	#95-5444	#96-5506	#97-5637	#98-5532	#99-5424	#100-5362

**Type 6 #20 [Back to Summary]**

**This table contains a list of 100 hop frequencies, randomly selected from 5250-5724MHz in 1MHz steps**

#01-5683	#02-5295	#03-5548	#04-5617	#05-5641	#06-5431	#07-5658	#08-5296	#09-5465	#10-5579
#11-5358	#12-5473	#13-5501	#14-5466	#15-5536	#16-5491	#17-5277	#18-5547	#19-5681	#20-5318
#21-5458	#22-5257	#23-5606	#24-5521	#25-5659	#26-5373	#27-5530	#28-5387	#29-5391	#30-5685
#31-5693	#32-5304	#33-5448	#34-5560	#35-5354	#36-5434	#37-5620	#38-5680	#39-5395	#40-5531
#41-5505	#42-5435	#43-5652	#44-5451	#45-5303	#46-5507	#47-5640	#48-5633	#49-5264	#50-5610
#51-5576	#52-5355	#53-5629	#54-5675	#55-5413	#56-5682	#57-5518	#58-5626	#59-5630	#60-5611
#61-5274	#62-5666	#63-5362	#64-5352	#65-5596	#66-5321	#67-5402	#68-5400	#69-5537	#70-5272
#71-5330	#72-5404	#73-5467	#74-5401	#75-5706	#76-5614	#77-5478	#78-5377	#79-5325	#80-5453
#81-5343	#82-5655	#83-5403	#84-5270	#85-5593	#86-5722	#87-5601	#88-5709	#89-5529	#90-5397
#91-5565	#92-5724	#93-5482	#94-5450	#95-5527	#96-5392	#97-5538	#98-5718	#99-5426	#100-5543

**Type 6 #21 [Back to Summary]**

**This table contains a list of 100 hop frequencies, randomly selected from 5250-5724MHz in 1MHz steps**

#01-5606	#02-5595	#03-5258	#04-5534	#05-5531	#06-5537	#07-5261	#08-5292	#09-5503	#10-5429
#11-5313	#12-5574	#13-5656	#14-5260	#15-5683	#16-5331	#17-5253	#18-5324	#19-5525	#20-5495
#21-5553	#22-5467	#23-5657	#24-5564	#25-5643	#26-5505	#27-5336	#28-5672	#29-5709	#30-5512
#31-5277	#32-5524	#33-5298	#34-5532	#35-5308	#36-5441	#37-5618	#38-5666	#39-5276	#40-5692
#41-5502	#42-5400	#43-5551	#44-5440	#45-5569	#46-5449	#47-5388	#48-5464	#49-5443	#50-5714
#51-5662	#52-5419	#53-5316	#54-5612	#55-5282	#56-5649	#57-5345	#58-5518	#59-5641	#60-5484
#61-5547	#62-5381	#63-5686	#64-5319	#65-5669	#66-5607	#67-5461	#68-5601	#69-5611	#70-5689
#71-5311	#72-5317	#73-5342	#74-5315	#75-5492	#76-5472	#77-5570	#78-5360	#79-5346	#80-5535
#81-5634	#82-5567	#83-5717	#84-5554	#85-5281	#86-5693	#87-5483	#88-5301	#89-5267	#90-5577
#91-5478	#92-5418	#93-5379	#94-5444	#95-5581	#96-5706	#97-5304	#98-5352	#99-5697	#100-5357

This test report may be reproduced in full only. The document may only be updated by MiCOM Labs personnel. All changes will be noted in the Document History section of the report.



**Type 6 #22 [Back to Summary]**

**This table contains a list of 100 hop frequencies, randomly selected from 5250-5724MHz in 1MHz steps**

#01-5723	#02-5519	#03-5692	#04-5407	#05-5598	#06-5673	#07-5593	#08-5373	#09-5451	#10-5571
#11-5302	#12-5530	#13-5477	#14-5677	#15-5430	#16-5633	#17-5291	#18-5682	#19-5638	#20-5293
#21-5464	#22-5647	#23-5561	#24-5324	#25-5342	#26-5376	#27-5441	#28-5379	#29-5292	#30-5432
#31-5686	#32-5622	#33-5459	#34-5718	#35-5285	#36-5314	#37-5536	#38-5697	#39-5535	#40-5619
#41-5573	#42-5426	#43-5612	#44-5626	#45-5492	#46-5529	#47-5525	#48-5395	#49-5311	#50-5714
#51-5309	#52-5313	#53-5509	#54-5596	#55-5380	#56-5332	#57-5505	#58-5546	#59-5401	#60-5719
#61-5409	#62-5389	#63-5340	#64-5268	#65-5683	#66-5267	#67-5365	#68-5347	#69-5318	#70-5397
#71-5456	#72-5399	#73-5338	#74-5385	#75-5436	#76-5609	#77-5637	#78-5578	#79-5621	#80-5370
#81-5696	#82-5563	#83-5413	#84-5659	#85-5453	#86-5442	#87-5713	#88-5280	#89-5624	#90-5433
#91-5335	#92-5704	#93-5608	#94-5533	#95-5511	#96-5298	#97-5717	#98-5566	#99-5577	#100-5421

**Type 6 #23 [Back to Summary]**

**This table contains a list of 100 hop frequencies, randomly selected from 5250-5724MHz in 1MHz steps**

#01-5521	#02-5719	#03-5621	#04-5314	#05-5662	#06-5489	#07-5390	#08-5512	#09-5268	#10-5368
#11-5320	#12-5597	#13-5473	#14-5578	#15-5431	#16-5618	#17-5601	#18-5409	#19-5425	#20-5500
#21-5370	#22-5615	#23-5299	#24-5457	#25-5557	#26-5325	#27-5375	#28-5418	#29-5572	#30-5377
#31-5379	#32-5710	#33-5481	#34-5288	#35-5616	#36-5664	#37-5378	#38-5300	#39-5516	#40-5484
#41-5429	#42-5415	#43-5692	#44-5634	#45-5260	#46-5310	#47-5657	#48-5703	#49-5405	#50-5366
#51-5407	#52-5402	#53-5388	#54-5631	#55-5669	#56-5414	#57-5587	#58-5363	#59-5696	#60-5713
#61-5334	#62-5434	#63-5686	#64-5491	#65-5359	#66-5633	#67-5266	#68-5666	#69-5450	#70-5332
#71-5547	#72-5546	#73-5265	#74-5443	#75-5440	#76-5417	#77-5697	#78-5343	#79-5393	#80-5438
#81-5403	#82-5523	#83-5704	#84-5549	#85-5619	#86-5600	#87-5695	#88-5461	#89-5344	#90-5298
#91-5493	#92-5372	#93-5430	#94-5591	#95-5660	#96-5571	#97-5645	#98-5506	#99-5497	#100-5605

**Type 6 #24 [Back to Summary]**

**This table contains a list of 100 hop frequencies, randomly selected from 5250-5724MHz in 1MHz steps**

#01-5265	#02-5502	#03-5273	#04-5446	#05-5701	#06-5497	#07-5642	#08-5576	#09-5645	#10-5480
#11-5478	#12-5426	#13-5651	#14-5353	#15-5723	#16-5390	#17-5472	#18-5703	#19-5322	#20-5367
#21-5649	#22-5313	#23-5695	#24-5604	#25-5529	#26-5382	#27-5527	#28-5686	#29-5591	#30-5483
#31-5255	#32-5717	#33-5643	#34-5688	#35-5297	#36-5596	#37-5403	#38-5719	#39-5689	#40-5427
#41-5291	#42-5377	#43-5263	#44-5618	#45-5657	#46-5504	#47-5484	#48-5592	#49-5258	#50-5431
#51-5422	#52-5424	#53-5487	#54-5341	#55-5438	#56-5302	#57-5567	#58-5421	#59-5364	#60-5615
#61-5304	#62-5722	#63-5473	#64-5434	#65-5389	#66-5676	#67-5305	#68-5711	#69-5477	#70-5264
#71-5620	#72-5325	#73-5522	#74-5300	#75-5326	#76-5671	#77-5275	#78-5622	#79-5659	#80-5678
#81-5409	#82-5310	#83-5453	#84-5542	#85-5405	#86-5597	#87-5583	#88-5544	#89-5561	#90-5548
#91-5574	#92-5312	#93-5401	#94-5323	#95-5266	#96-5395	#97-5495	#98-5344	#99-5641	#100-5445

This test report may be reproduced in full only. The document may only be updated by MiCOM Labs personnel. All changes will be noted in the Document History section of the report.



**Type 6 #25 [Back to Summary]**

**This table contains a list of 100 hop frequencies, randomly selected from 5250-5724MHz in 1MHz steps**

#01-5669	#02-5512	#03-5529	#04-5412	#05-5543	#06-5388	#07-5700	#08-5620	#09-5395	#10-5466
#11-5430	#12-5661	#13-5619	#14-5270	#15-5616	#16-5577	#17-5517	#18-5342	#19-5485	#20-5399
#21-5654	#22-5415	#23-5557	#24-5649	#25-5449	#26-5283	#27-5656	#28-5448	#29-5505	#30-5528
#31-5267	#32-5250	#33-5689	#34-5366	#35-5665	#36-5263	#37-5718	#38-5303	#39-5445	#40-5568
#41-5402	#42-5357	#43-5607	#44-5464	#45-5428	#46-5330	#47-5375	#48-5582	#49-5643	#50-5551
#51-5549	#52-5442	#53-5295	#54-5264	#55-5347	#56-5696	#57-5487	#58-5344	#59-5354	#60-5293
#61-5422	#62-5615	#63-5663	#64-5655	#65-5545	#66-5329	#67-5602	#68-5583	#69-5621	#70-5642
#71-5459	#72-5502	#73-5308	#74-5675	#75-5434	#76-5678	#77-5531	#78-5591	#79-5586	#80-5701
#81-5443	#82-5532	#83-5351	#84-5567	#85-5292	#86-5481	#87-5683	#88-5341	#89-5524	#90-5492
#91-5418	#92-5527	#93-5498	#94-5509	#95-5704	#96-5310	#97-5337	#98-5653	#99-5525	#100-5561

**Type 6 #26 [Back to Summary]**

**This table contains a list of 100 hop frequencies, randomly selected from 5250-5724MHz in 1MHz steps**

#01-5487	#02-5289	#03-5271	#04-5303	#05-5324	#06-5400	#07-5556	#08-5279	#09-5686	#10-5694
#11-5378	#12-5261	#13-5444	#14-5560	#15-5352	#16-5505	#17-5530	#18-5367	#19-5691	#20-5714
#21-5614	#22-5480	#23-5631	#24-5496	#25-5418	#26-5485	#27-5611	#28-5525	#29-5514	#30-5257
#31-5331	#32-5588	#33-5528	#34-5270	#35-5427	#36-5608	#37-5665	#38-5287	#39-5661	#40-5483
#41-5457	#42-5475	#43-5398	#44-5315	#45-5533	#46-5394	#47-5682	#48-5373	#49-5407	#50-5595
#51-5497	#52-5516	#53-5396	#54-5553	#55-5707	#56-5251	#57-5670	#58-5478	#59-5322	#60-5429
#61-5371	#62-5654	#63-5580	#64-5683	#65-5539	#66-5649	#67-5622	#68-5589	#69-5330	#70-5481
#71-5406	#72-5254	#73-5482	#74-5259	#75-5353	#76-5677	#77-5467	#78-5567	#79-5308	#80-5391
#81-5575	#82-5461	#83-5340	#84-5377	#85-5479	#86-5281	#87-5305	#88-5285	#89-5716	#90-5255
#91-5385	#92-5295	#93-5277	#94-5557	#95-5460	#96-5574	#97-5579	#98-5283	#99-5659	#100-5508

**Type 6 #27 [Back to Summary]**

**This table contains a list of 100 hop frequencies, randomly selected from 5250-5724MHz in 1MHz steps**

#01-5327	#02-5565	#03-5266	#04-5718	#05-5511	#06-5638	#07-5543	#08-5603	#09-5299	#10-5452
#11-5635	#12-5263	#13-5288	#14-5521	#15-5443	#16-5489	#17-5556	#18-5309	#19-5618	#20-5566
#21-5631	#22-5295	#23-5476	#24-5271	#25-5683	#26-5455	#27-5427	#28-5352	#29-5612	#30-5534
#31-5373	#32-5608	#33-5498	#34-5620	#35-5324	#36-5383	#37-5693	#38-5367	#39-5486	#40-5329
#41-5710	#42-5513	#43-5345	#44-5371	#45-5257	#46-5481	#47-5363	#48-5695	#49-5268	#50-5520
#51-5390	#52-5342	#53-5601	#54-5281	#55-5527	#56-5515	#57-5697	#58-5553	#59-5433	#60-5366
#61-5671	#62-5350	#63-5615	#64-5405	#65-5273	#66-5548	#67-5414	#68-5422	#69-5341	#70-5500
#71-5551	#72-5499	#73-5381	#74-5624	#75-5675	#76-5698	#77-5313	#78-5647	#79-5334	#80-5394
#81-5256	#82-5466	#83-5343	#84-5410	#85-5389	#86-5659	#87-5370	#88-5344	#89-5289	#90-5673
#91-5719	#92-5577	#93-5458	#94-5540	#95-5530	#96-5570	#97-5428	#98-5614	#99-5262	#100-5277

This test report may be reproduced in full only. The document may only be updated by MiCOM Labs personnel. All changes will be noted in the Document History section of the report.



**Type 6 #28 [Back to Summary]**

**This table contains a list of 100 hop frequencies, randomly selected from 5250-5724MHz in 1MHz steps**

#01-5383	#02-5323	#03-5602	#04-5460	#05-5302	#06-5312	#07-5586	#08-5473	#09-5681	#10-5583
#11-5398	#12-5531	#13-5455	#14-5605	#15-5262	#16-5676	#17-5566	#18-5684	#19-5457	#20-5270
#21-5551	#22-5386	#23-5393	#24-5348	#25-5489	#26-5497	#27-5366	#28-5638	#29-5505	#30-5269
#31-5493	#32-5315	#33-5400	#34-5337	#35-5512	#36-5449	#37-5318	#38-5281	#39-5427	#40-5450
#41-5288	#42-5623	#43-5428	#44-5651	#45-5335	#46-5650	#47-5558	#48-5477	#49-5298	#50-5303
#51-5567	#52-5722	#53-5655	#54-5503	#55-5695	#56-5529	#57-5670	#58-5347	#59-5560	#60-5426
#61-5563	#62-5442	#63-5287	#64-5389	#65-5454	#66-5649	#67-5413	#68-5367	#69-5616	#70-5425
#71-5568	#72-5351	#73-5494	#74-5644	#75-5562	#76-5412	#77-5440	#78-5656	#79-5410	#80-5456
#81-5691	#82-5364	#83-5542	#84-5589	#85-5403	#86-5406	#87-5258	#88-5478	#89-5513	#90-5329
#91-5615	#92-5587	#93-5309	#94-5711	#95-5613	#96-5446	#97-5633	#98-5313	#99-5411	#100-5391

**Type 6 #29 [Back to Summary]**

**This table contains a list of 100 hop frequencies, randomly selected from 5250-5724MHz in 1MHz steps**

#01-5358	#02-5349	#03-5623	#04-5410	#05-5584	#06-5382	#07-5367	#08-5479	#09-5416	#10-5399
#11-5694	#12-5597	#13-5328	#14-5470	#15-5524	#16-5300	#17-5492	#18-5405	#19-5613	#20-5352
#21-5339	#22-5488	#23-5461	#24-5486	#25-5435	#26-5657	#27-5673	#28-5466	#29-5719	#30-5272
#31-5347	#32-5526	#33-5529	#34-5697	#35-5433	#36-5490	#37-5504	#38-5721	#39-5346	#40-5396
#41-5581	#42-5638	#43-5465	#44-5618	#45-5437	#46-5633	#47-5393	#48-5395	#49-5390	#50-5292
#51-5309	#52-5301	#53-5595	#54-5387	#55-5700	#56-5651	#57-5625	#58-5485	#59-5394	#60-5302
#61-5417	#62-5317	#63-5356	#64-5286	#65-5284	#66-5521	#67-5496	#68-5255	#69-5516	#70-5681
#71-5483	#72-5574	#73-5720	#74-5592	#75-5723	#76-5274	#77-5530	#78-5320	#79-5573	#80-5606
#81-5438	#82-5645	#83-5563	#84-5602	#85-5366	#86-5271	#87-5472	#88-5495	#89-5345	#90-5494
#91-5413	#92-5450	#93-5369	#94-5527	#95-5361	#96-5599	#97-5619	#98-5627	#99-5500	#100-5543

**Type 6 #30 [Back to Summary]**

**This table contains a list of 100 hop frequencies, randomly selected from 5250-5724MHz in 1MHz steps**

#01-5270	#02-5617	#03-5519	#04-5702	#05-5627	#06-5554	#07-5637	#08-5512	#09-5588	#10-5659
#11-5571	#12-5435	#13-5448	#14-5407	#15-5404	#16-5474	#17-5508	#18-5603	#19-5388	#20-5330
#21-5556	#22-5392	#23-5472	#24-5423	#25-5684	#26-5698	#27-5711	#28-5536	#29-5708	#30-5368
#31-5351	#32-5543	#33-5709	#34-5294	#35-5570	#36-5260	#37-5666	#38-5433	#39-5706	#40-5550
#41-5516	#42-5522	#43-5341	#44-5633	#45-5678	#46-5445	#47-5394	#48-5369	#49-5622	#50-5641
#51-5405	#52-5664	#53-5310	#54-5377	#55-5348	#56-5453	#57-5594	#58-5663	#59-5525	#60-5301
#61-5675	#62-5333	#63-5629	#64-5422	#65-5557	#66-5430	#67-5593	#68-5494	#69-5679	#70-5256
#71-5601	#72-5380	#73-5515	#74-5255	#75-5503	#76-5566	#77-5416	#78-5335	#79-5451	#80-5671
#81-5649	#82-5444	#83-5670	#84-5414	#85-5531	#86-5321	#87-5495	#88-5498	#89-5565	#90-5319
#91-5257	#92-5254	#93-5505	#94-5613	#95-5689	#96-5431	#97-5278	#98-5397	#99-5450	#100-5304

This test report may be reproduced in full only. The document may only be updated by MiCOM Labs personnel. All changes will be noted in the Document History section of the report.



575 Boulder Court  
Pleasanton, California 94566, USA  
Tel: +1 (925) 462 0304  
Fax: +1 (925) 462 0306  
[www.micomlabs.com](http://www.micomlabs.com)