



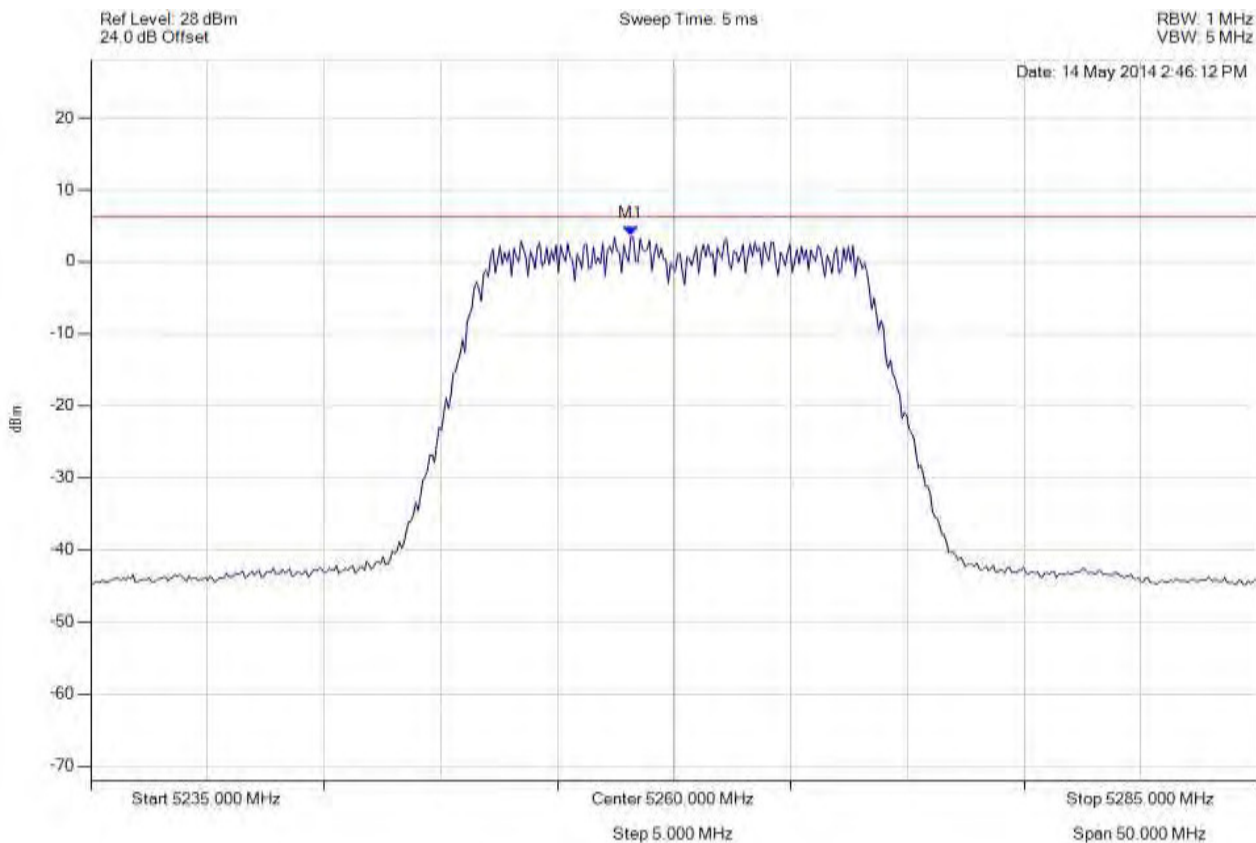
Title: Aruba Networks APIN0214, APIN0215
To: FCC 47 CFR Part 15.407 & IC RSS-210
Serial #: ARUB179-U8 Rev B
Issue Date: 2nd September 2014
Page: 242 of 330

A.1.2. Peak Power Spectral Density



PEAK POWER SPECTRAL DENSITY

Variant: 802.11a, Channel: 5260.00 MHz, Chain a, Temp: Ambient, Voltage: 12 Vdc



Analyser Setup	Marker : Frequency : Amplitude	Test Results
Detector = RMS Sweep Count = 100 RF Atten (dB) = 20 Trace Mode = VIEW	M1 : 5258.146 MHz : 3.560 dBm	Limit: ≤ 6.229 dBm Margin: -2.21 dB

[Back to the Matrix](#)

This test report may be reproduced in full only. The document may only be updated by MiCOM Labs personnel. Any changes will be noted in the Document History section of the report.

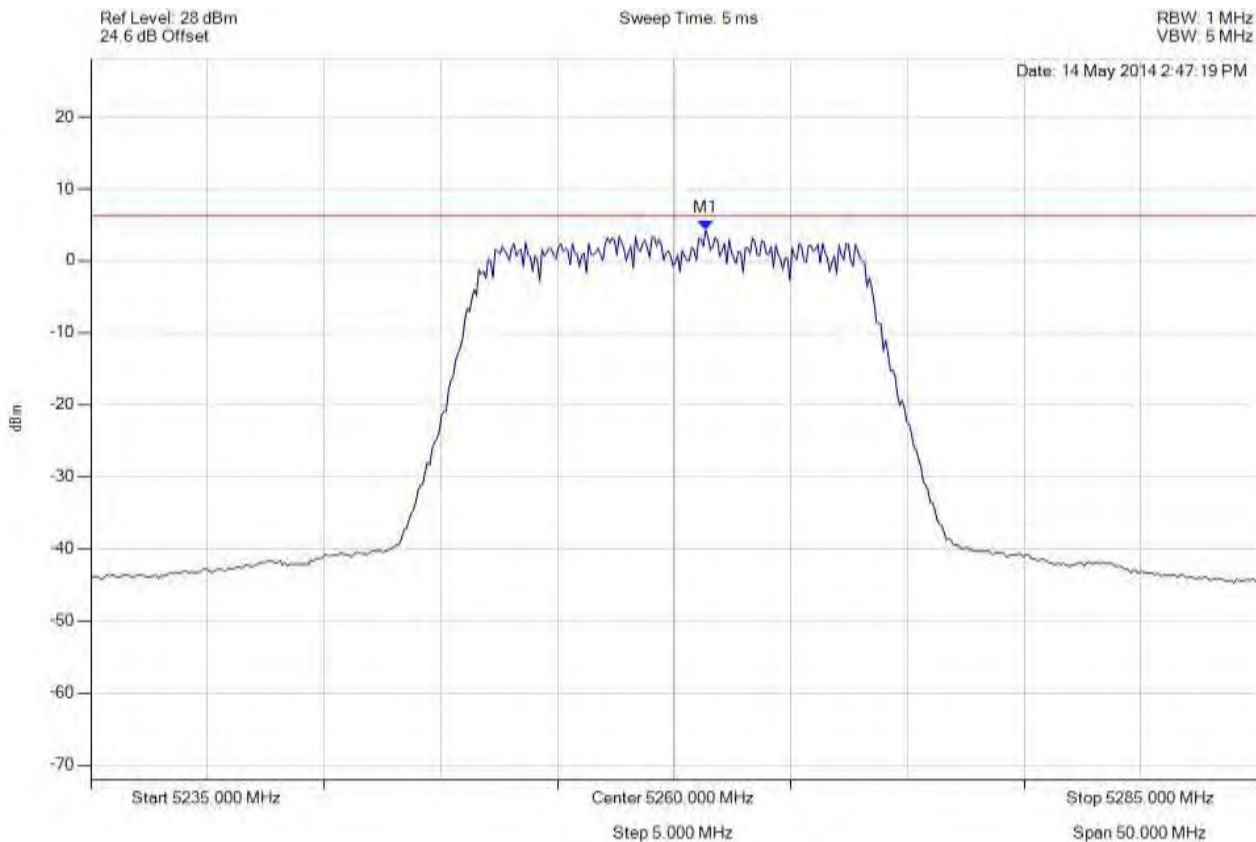


Title: Aruba Networks APIN0214, APIN0215
To: FCC 47 CFR Part 15.407 & IC RSS-210
Serial #: ARUB179-U8 Rev B
Issue Date: 2nd September 2014
Page: 243 of 330



PEAK POWER SPECTRAL DENSITY

Variant: 802.11a, Channel: 5260.00 MHz, Chain b, Temp: Ambient, Voltage: 12 Vdc



Analyser Setup	Marker : Frequency : Amplitude	Test Results
Detector = RMS Sweep Count = 100 RF Atten (dB) = 20 Trace Mode = VIEW	M1 : 5261.353 MHz : 4.277 dBm	Limit: ≤ 6.229 dBm Margin: -1.49 dB

[Back to the Matrix](#)

This test report may be reproduced in full only. The document may only be updated by MiCOM Labs personnel. Any changes will be noted in the Document History section of the report.

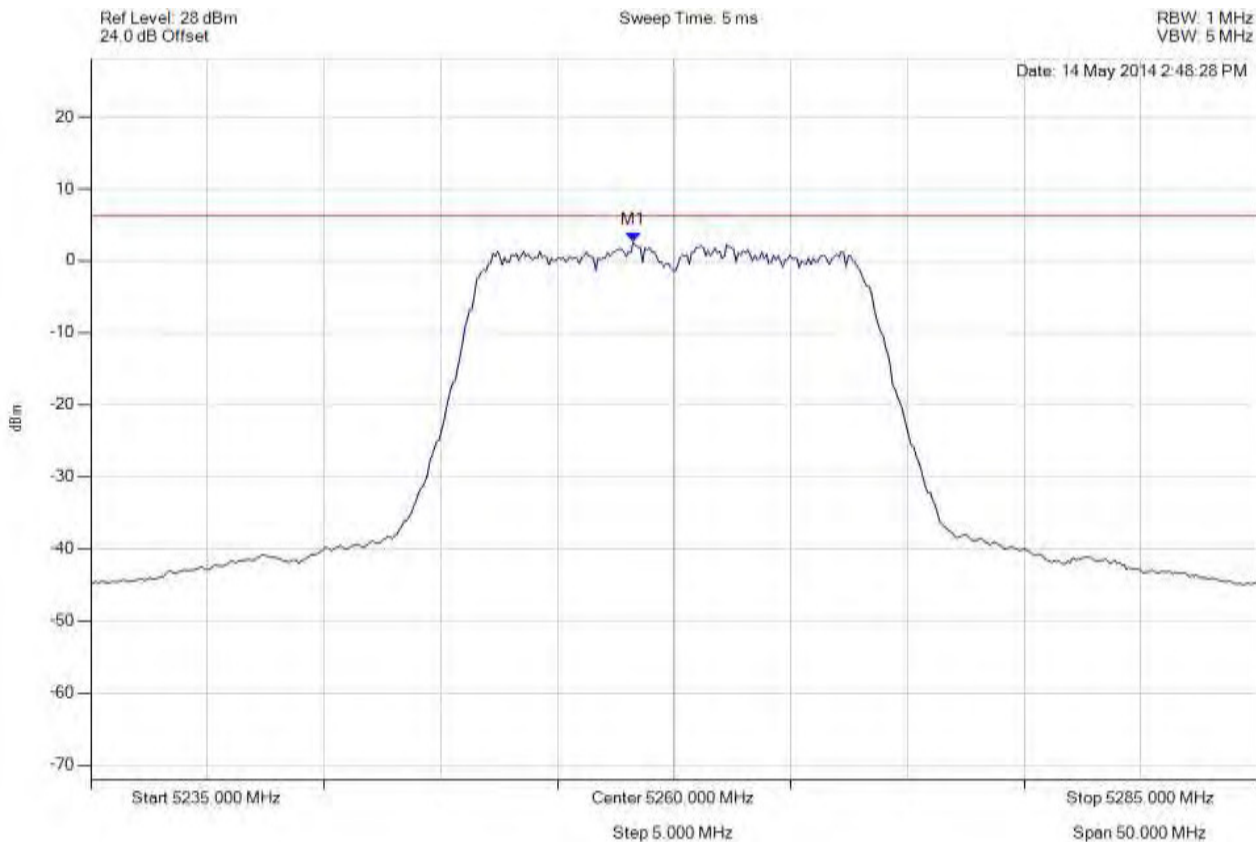


Title: Aruba Networks APIN0214, APIN0215
To: FCC 47 CFR Part 15.407 & IC RSS-210
Serial #: ARUB179-U8 Rev B
Issue Date: 2nd September 2014
Page: 244 of 330



PEAK POWER SPECTRAL DENSITY

Variant: 802.11a, Channel: 5260.00 MHz, Chain c, Temp: Ambient, Voltage: 12 Vdc



Analyser Setup	Marker : Frequency : Amplitude	Test Results
Detector = RMS Sweep Count = 100 RF Atten (dB) = 20 Trace Mode = VIEW	M1 : 5258.246 MHz : 2.604 dBm	Limit: ≤ 6.229 dBm Margin: -3.17 dB

[Back to the Matrix](#)

This test report may be reproduced in full only. The document may only be updated by MiCOM Labs personnel. Any changes will be noted in the Document History section of the report.

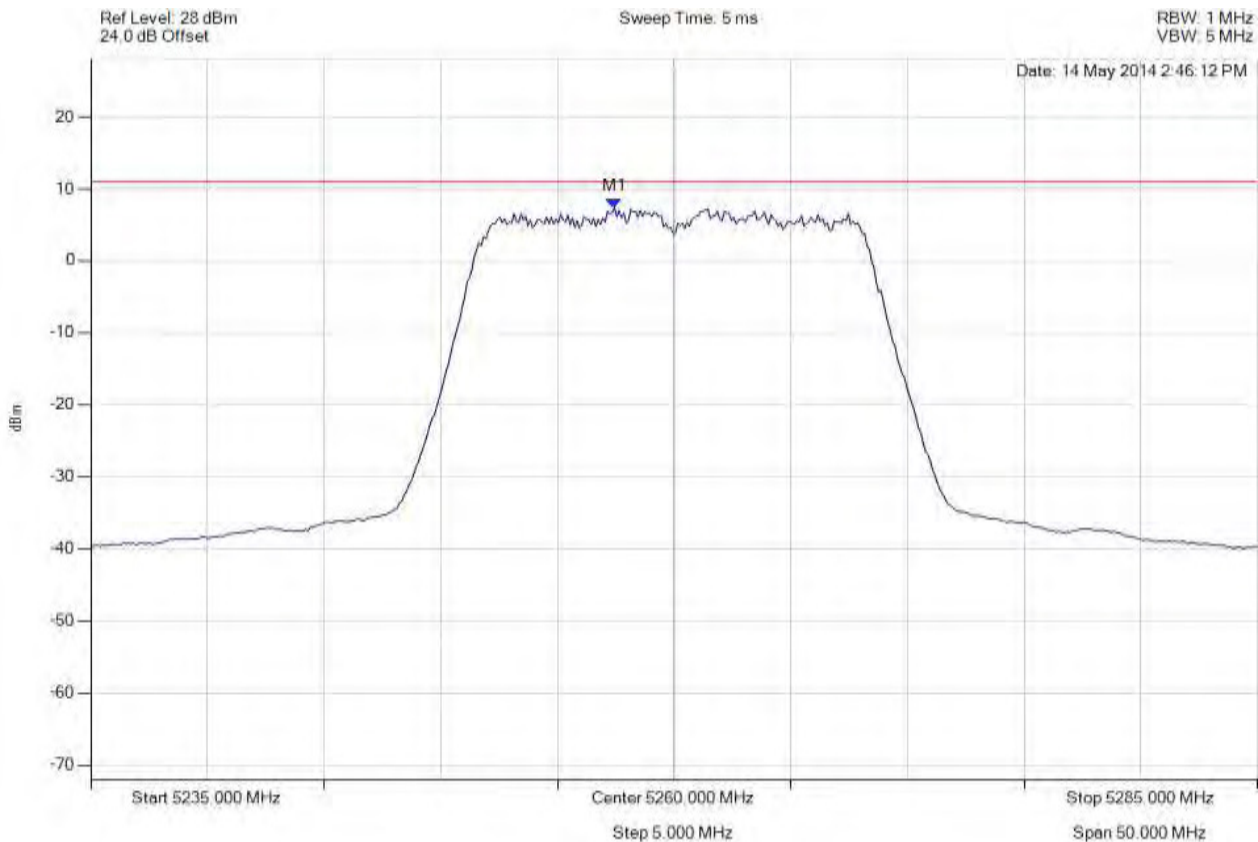


Title: Aruba Networks APIN0214, APIN0215
To: FCC 47 CFR Part 15.407 & IC RSS-210
Serial #: ARUB179-U8 Rev B
Issue Date: 2nd September 2014
Page: 245 of 330



PEAK POWER SPECTRAL DENSITY

Variant: 802.11a, Channel: 5260.00 MHz, SUM, Temp: Ambient, Voltage: 12 Vdc



Analyser Setup	Marker : Frequency : Amplitude	Test Results
Detector = RMS Sweep Count = 100 RF Atten (dB) = 20 Trace Mode = VIEW	M1 : 5257.445 MHz : 7.375 dBm	Limit: ≤ 11.0 dBm Margin: -3.6 dB

[Back to the Matrix](#)

This test report may be reproduced in full only. The document may only be updated by MiCOM Labs personnel. Any changes will be noted in the Document History section of the report.

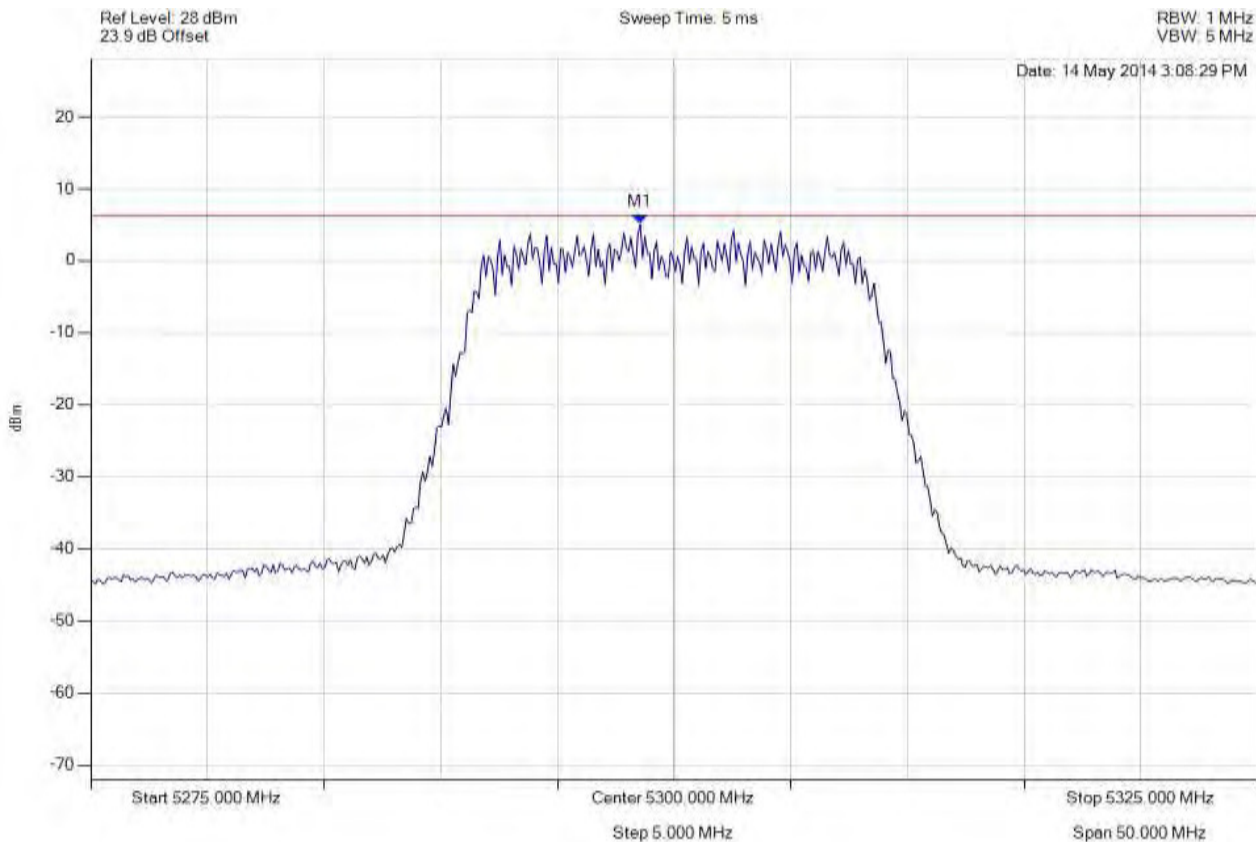


Title: Aruba Networks APIN0214, APIN0215
To: FCC 47 CFR Part 15.407 & IC RSS-210
Serial #: ARUB179-U8 Rev B
Issue Date: 2nd September 2014
Page: 246 of 330



PEAK POWER SPECTRAL DENSITY

Variant: 802.11a, Channel: 5300.00 MHz, Chain a, Temp: Ambient, Voltage: 12 Vdc



Analyser Setup	Marker : Frequency : Amplitude	Test Results
Detector = RMS Sweep Count = 100 RF Atten (dB) = 20 Trace Mode = VIEW	M1 : 5298.547 MHz : 5.066 dBm	Limit: ≤ 6.229 dBm Margin: -0.71 dB

[Back to the Matrix](#)

This test report may be reproduced in full only. The document may only be updated by MiCOM Labs personnel. Any changes will be noted in the Document History section of the report.

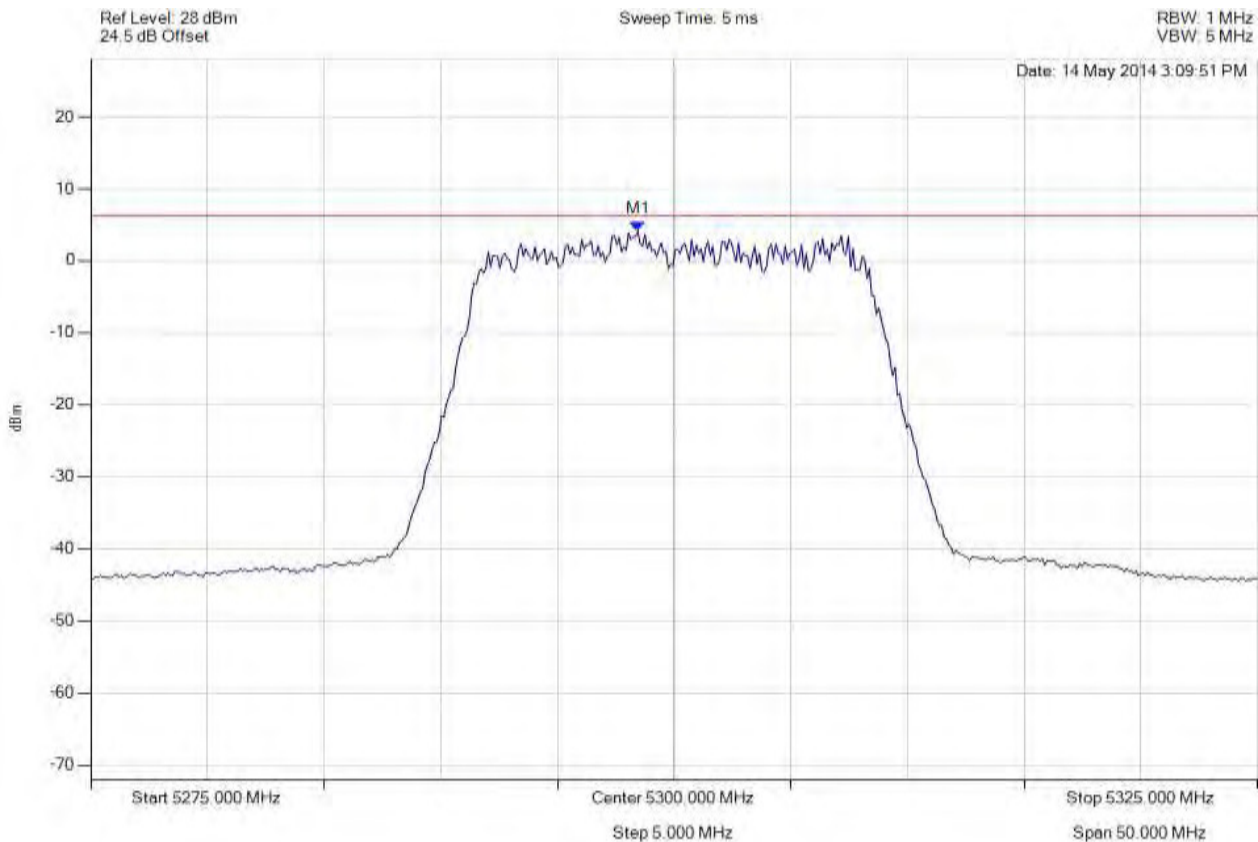


Title: Aruba Networks APIN0214, APIN0215
To: FCC 47 CFR Part 15.407 & IC RSS-210
Serial #: ARUB179-U8 Rev B
Issue Date: 2nd September 2014
Page: 247 of 330



PEAK POWER SPECTRAL DENSITY

Variant: 802.11a, Channel: 5300.00 MHz, Chain b, Temp: Ambient, Voltage: 12 Vdc



Analyser Setup	Marker : Frequency : Amplitude	Test Results
Detector = RMS Sweep Count = 100 RF Atten (dB) = 20 Trace Mode = VIEW	M1 : 5298.447 MHz : 4.102 dBm	Limit: ≤ 6.229 dBm Margin: -1.67 dB

[Back to the Matrix](#)

This test report may be reproduced in full only. The document may only be updated by MiCOM Labs personnel. Any changes will be noted in the Document History section of the report.

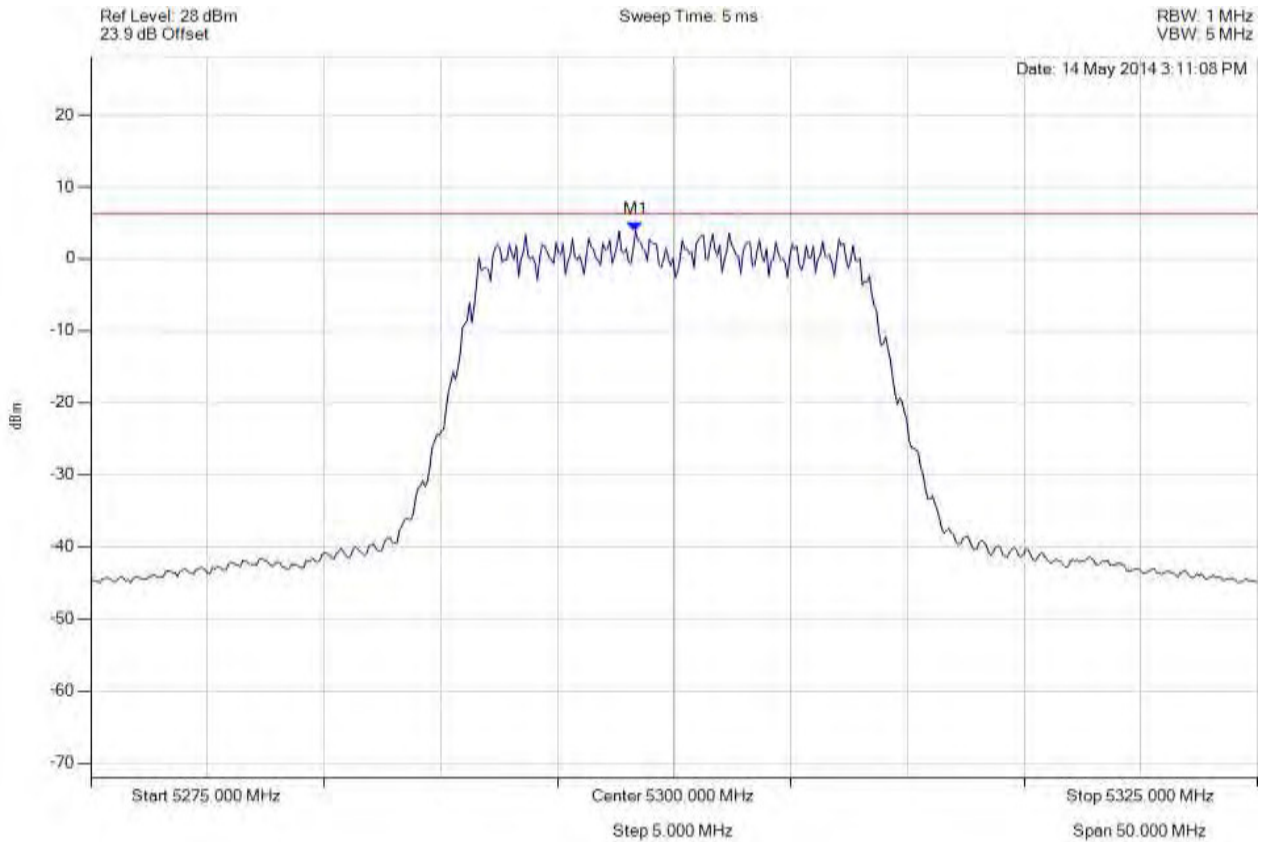


Title: Aruba Networks APIN0214, APIN0215
To: FCC 47 CFR Part 15.407 & IC RSS-210
Serial #: ARUB179-U8 Rev B
Issue Date: 2nd September 2014
Page: 248 of 330



PEAK POWER SPECTRAL DENSITY

Variant: 802.11a, Channel: 5300.00 MHz, Chain c, Temp: Ambient, Voltage: 12 Vdc



Analyser Setup	Marker : Frequency : Amplitude	Test Results
Detector = RMS Sweep Count = 100 RF Atten (dB) = 20 Trace Mode = VIEW	M1 : 5298.347 MHz : 3.853 dBm	Limit: ≤ 6.229 dBm Margin: -1.92 dB

[Back to the Matrix](#)

This test report may be reproduced in full only. The document may only be updated by MiCOM Labs personnel. Any changes will be noted in the Document History section of the report.

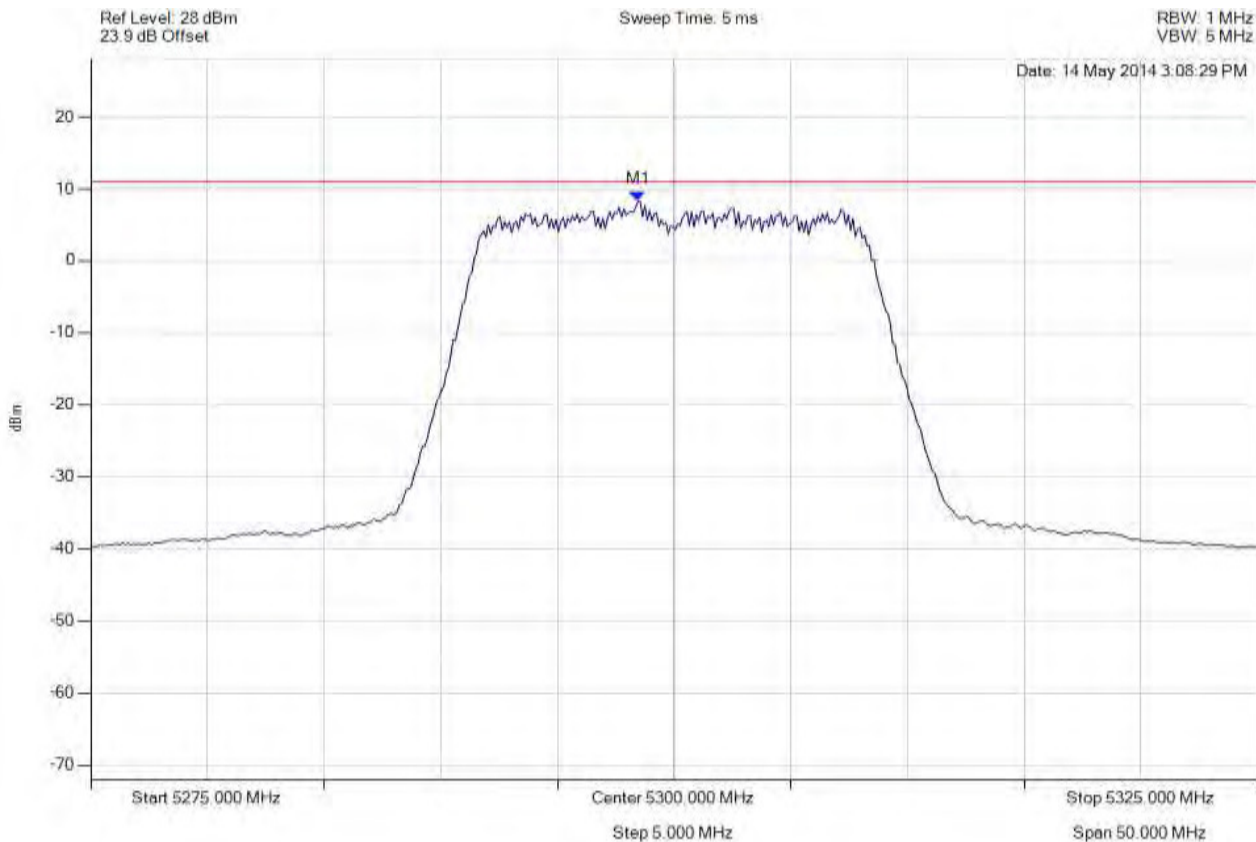


Title: Aruba Networks APIN0214, APIN0215
To: FCC 47 CFR Part 15.407 & IC RSS-210
Serial #: ARUB179-U8 Rev B
Issue Date: 2nd September 2014
Page: 249 of 330



PEAK POWER SPECTRAL DENSITY

Variant: 802.11a, Channel: 5300.00 MHz, SUM, Temp: Ambient, Voltage: 12 Vdc



Analyser Setup	Marker : Frequency : Amplitude	Test Results
Detector = RMS Sweep Count = 100 RF Atten (dB) = 20 Trace Mode = VIEW	M1 : 5298.447 MHz : 8.256 dBm	Limit: ≤ 11.0 dBm Margin: -2.7 dB

[Back to the Matrix](#)

This test report may be reproduced in full only. The document may only be updated by MiCOM Labs personnel. Any changes will be noted in the Document History section of the report.

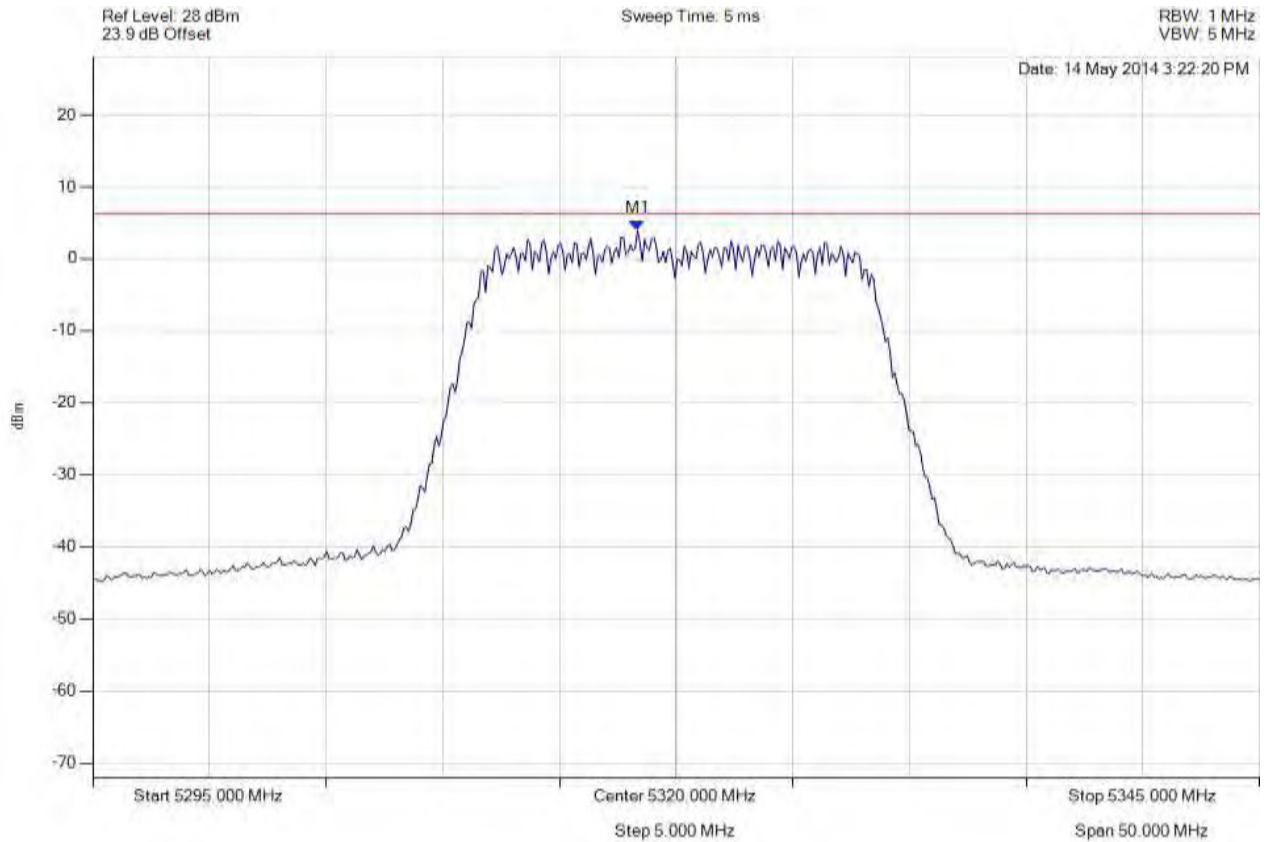


Title: Aruba Networks APIN0214, APIN0215
To: FCC 47 CFR Part 15.407 & IC RSS-210
Serial #: ARUB179-U8 Rev B
Issue Date: 2nd September 2014
Page: 250 of 330



PEAK POWER SPECTRAL DENSITY

Variant: 802.11a, Channel: 5320.00 MHz, Chain a, Temp: Ambient, Voltage: 12 Vdc



Analyser Setup	Marker : Frequency : Amplitude	Test Results
Detector = RMS Sweep Count = 100 RF Atten (dB) = 20 Trace Mode = VIEW	M1 : 5318.347 MHz : 3.924 dBm	Limit: ≤ 6.229 dBm Margin: -1.85 dB

[Back to the Matrix](#)

This test report may be reproduced in full only. The document may only be updated by MiCOM Labs personnel. Any changes will be noted in the Document History section of the report.

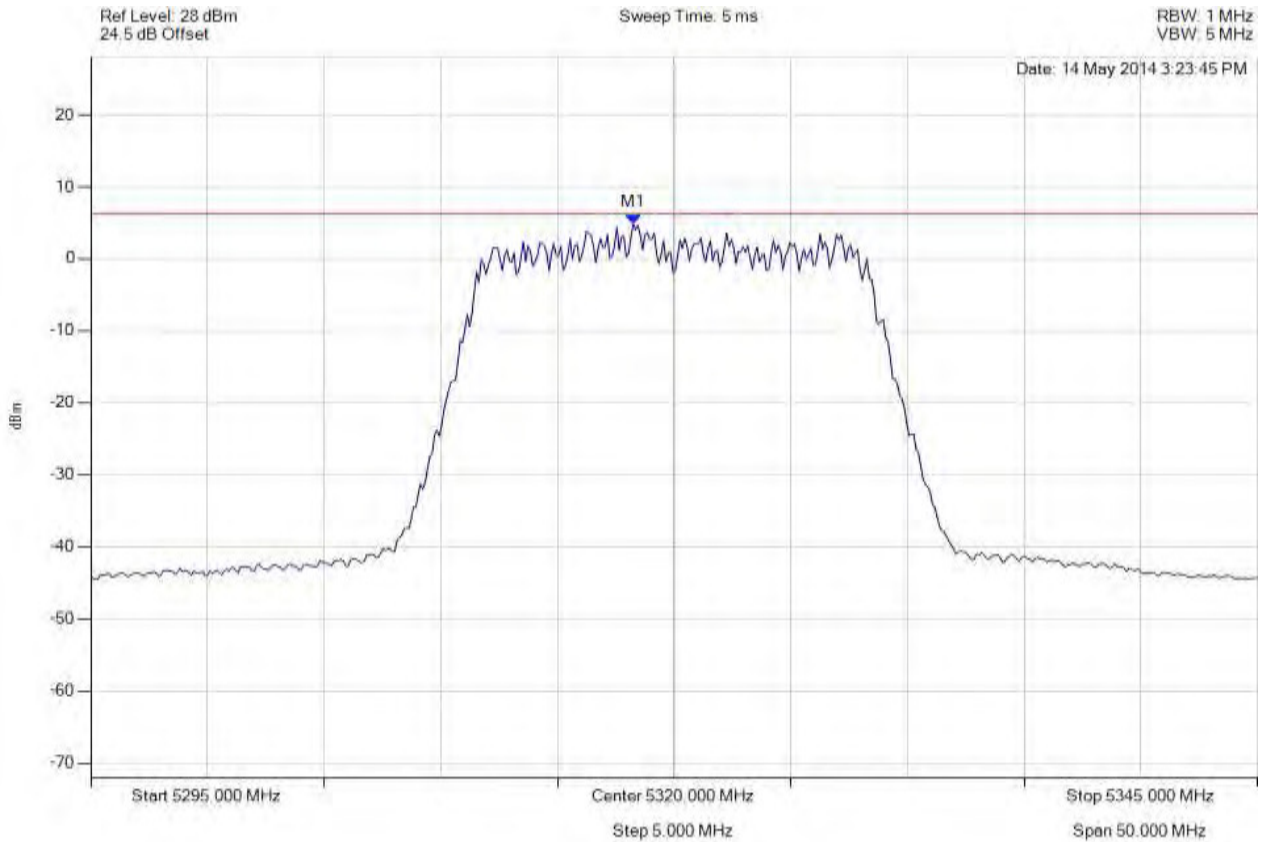


Title: Aruba Networks APIN0214, APIN0215
To: FCC 47 CFR Part 15.407 & IC RSS-210
Serial #: ARUB179-U8 Rev B
Issue Date: 2nd September 2014
Page: 251 of 330



PEAK POWER SPECTRAL DENSITY

Variant: 802.11a, Channel: 5320.00 MHz, Chain b, Temp: Ambient, Voltage: 12 Vdc



Analyser Setup	Marker : Frequency : Amplitude	Test Results
Detector = RMS Sweep Count = 100 RF Atten (dB) = 20 Trace Mode = VIEW	M1 : 5318.246 MHz : 4.836 dBm	Limit: ≤ 6.229 dBm Margin: -0.94 dB

[Back to the Matrix](#)

This test report may be reproduced in full only. The document may only be updated by MiCOM Labs personnel. Any changes will be noted in the Document History section of the report.

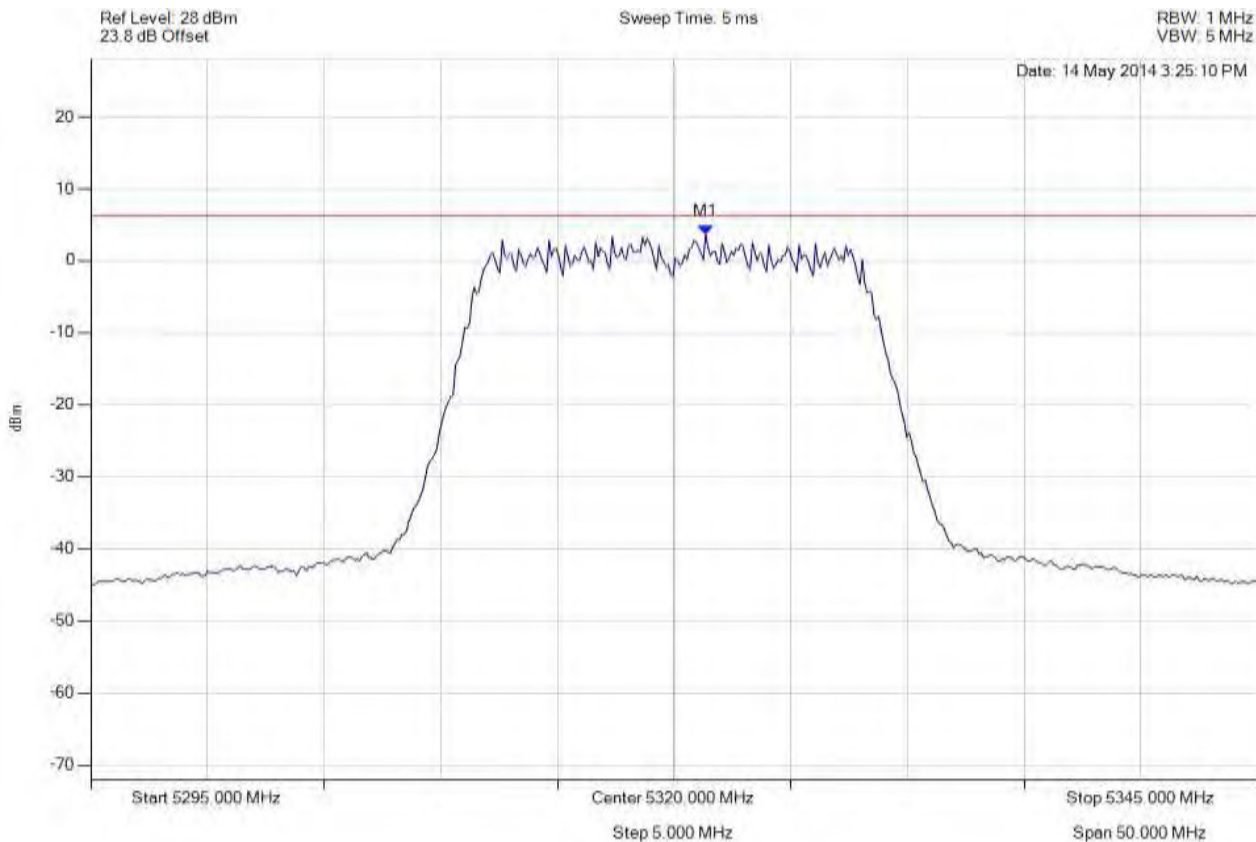


Title: Aruba Networks APIN0214, APIN0215
To: FCC 47 CFR Part 15.407 & IC RSS-210
Serial #: ARUB179-U8 Rev B
Issue Date: 2nd September 2014
Page: 252 of 330



PEAK POWER SPECTRAL DENSITY

Variant: 802.11a, Channel: 5320.00 MHz, Chain c, Temp: Ambient, Voltage: 12 Vdc



Analyser Setup	Marker : Frequency : Amplitude	Test Results
Detector = RMS Sweep Count = 100 RF Atten (dB) = 20 Trace Mode = VIEW	M1 : 5321.353 MHz : 3.710 dBm	Limit: ≤ 6.229 dBm Margin: -2.06 dB

[Back to the Matrix](#)

This test report may be reproduced in full only. The document may only be updated by MiCOM Labs personnel. Any changes will be noted in the Document History section of the report.

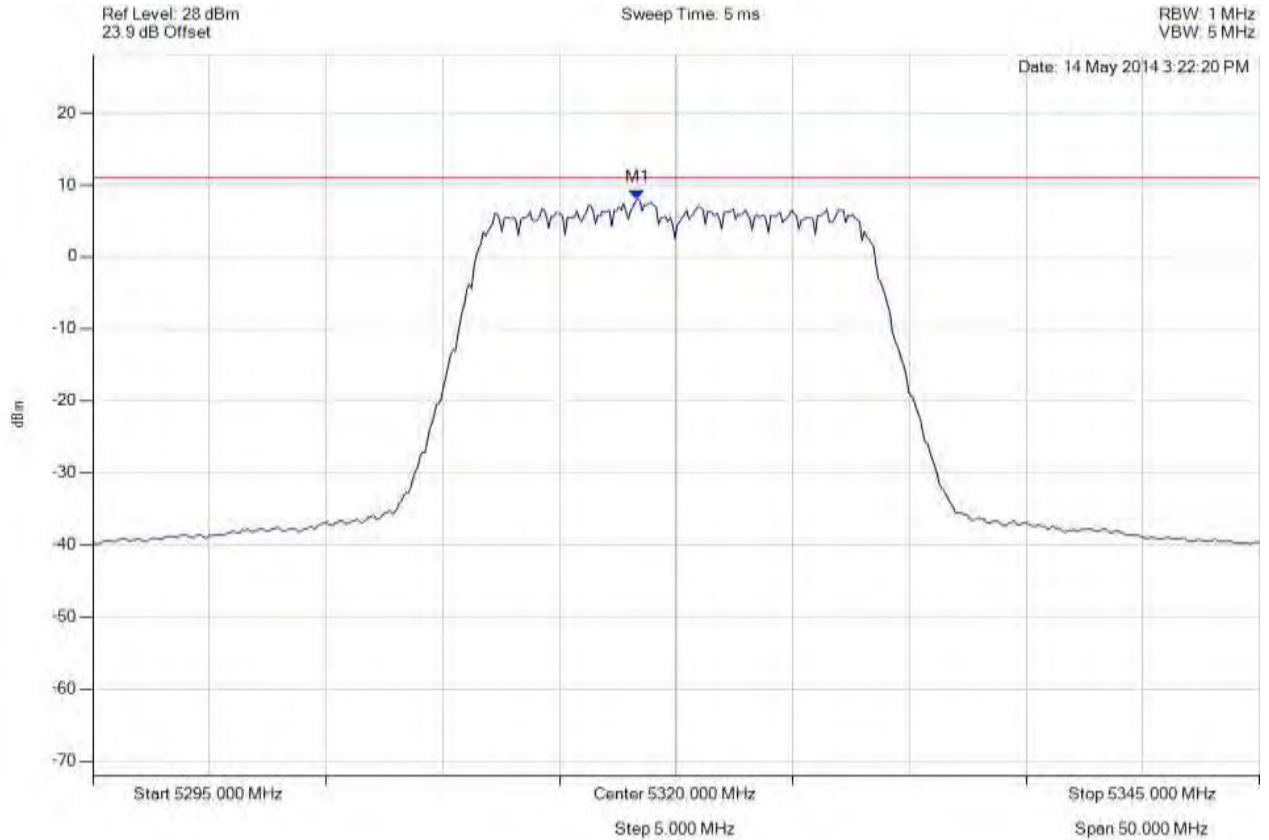


Title: Aruba Networks APIN0214, APIN0215
To: FCC 47 CFR Part 15.407 & IC RSS-210
Serial #: ARUB179-U8 Rev B
Issue Date: 2nd September 2014
Page: 253 of 330



PEAK POWER SPECTRAL DENSITY

Variant: 802.11a, Channel: 5320.00 MHz, SUM, Temp: Ambient, Voltage: 12 Vdc



Analyser Setup	Marker : Frequency : Amplitude	Test Results
Detector = RMS Sweep Count = 100 RF Atten (dB) = 20 Trace Mode = VIEW	M1 : 5318.347 MHz : 7.991 dBm	Limit: ≤ 11.0 dBm Margin: -3.0 dB

[Back to the Matrix](#)

This test report may be reproduced in full only. The document may only be updated by MiCOM Labs personnel. Any changes will be noted in the Document History section of the report.

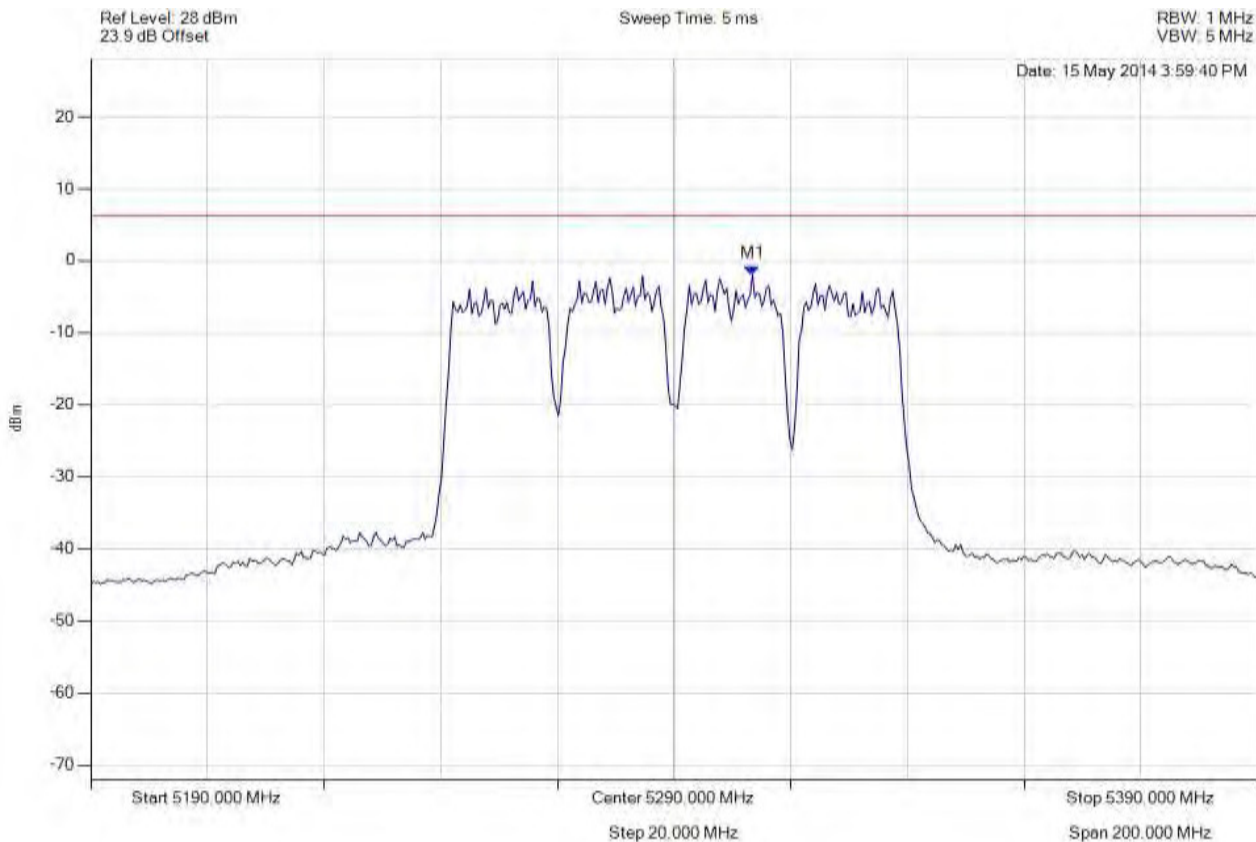


Title: Aruba Networks APIN0214, APIN0215
To: FCC 47 CFR Part 15.407 & IC RSS-210
Serial #: ARUB179-U8 Rev B
Issue Date: 2nd September 2014
Page: 254 of 330



PEAK POWER SPECTRAL DENSITY

Variant: 802.11ac-80, Channel: 5290.00 MHz, Chain a, Temp: Ambient, Voltage: 12 Vdc



Analyser Setup	Marker : Frequency : Amplitude	Test Results
Detector = RMS Sweep Count = 100 RF Atten (dB) = 20 Trace Mode = VIEW	M1 : 5303.427 MHz : -1.963 dBm	Limit: ≤ 6.229 dBm Margin: 7.73 dB

[Back to the Matrix](#)

This test report may be reproduced in full only. The document may only be updated by MiCOM Labs personnel. Any changes will be noted in the Document History section of the report.

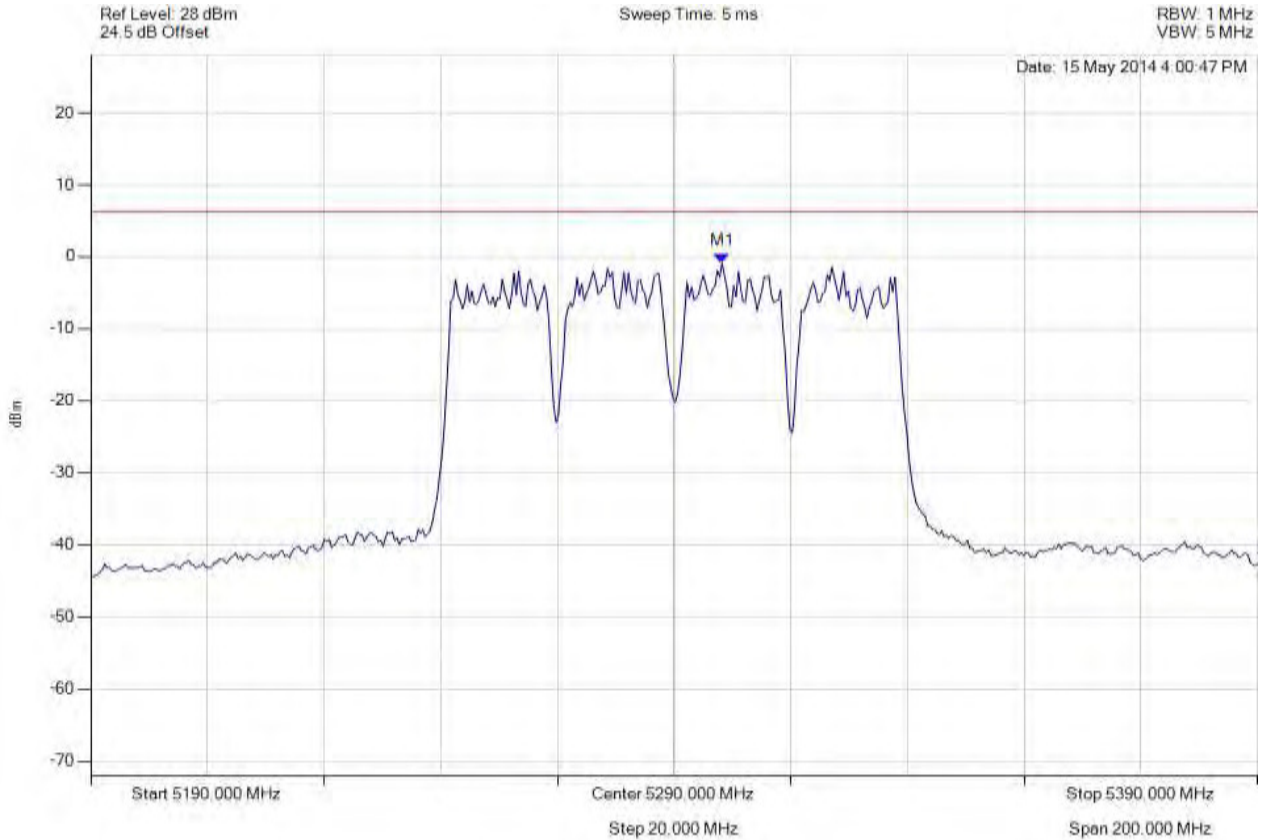


Title: Aruba Networks APIN0214, APIN0215
To: FCC 47 CFR Part 15.407 & IC RSS-210
Serial #: ARUB179-U8 Rev B
Issue Date: 2nd September 2014
Page: 255 of 330



PEAK POWER SPECTRAL DENSITY

Variant: 802.11ac-80, Channel: 5290.00 MHz, Chain b, Temp: Ambient, Voltage: 12 Vdc



Analyser Setup	Marker : Frequency : Amplitude	Test Results
Detector = RMS Sweep Count = 100 RF Atten (dB) = 20 Trace Mode = VIEW	M1 : 5298.216 MHz : -0.876 dBm	Limit: ≤ 6.229 dBm Margin: 6.65 dB

[Back to the Matrix](#)

This test report may be reproduced in full only. The document may only be updated by MiCOM Labs personnel. Any changes will be noted in the Document History section of the report.

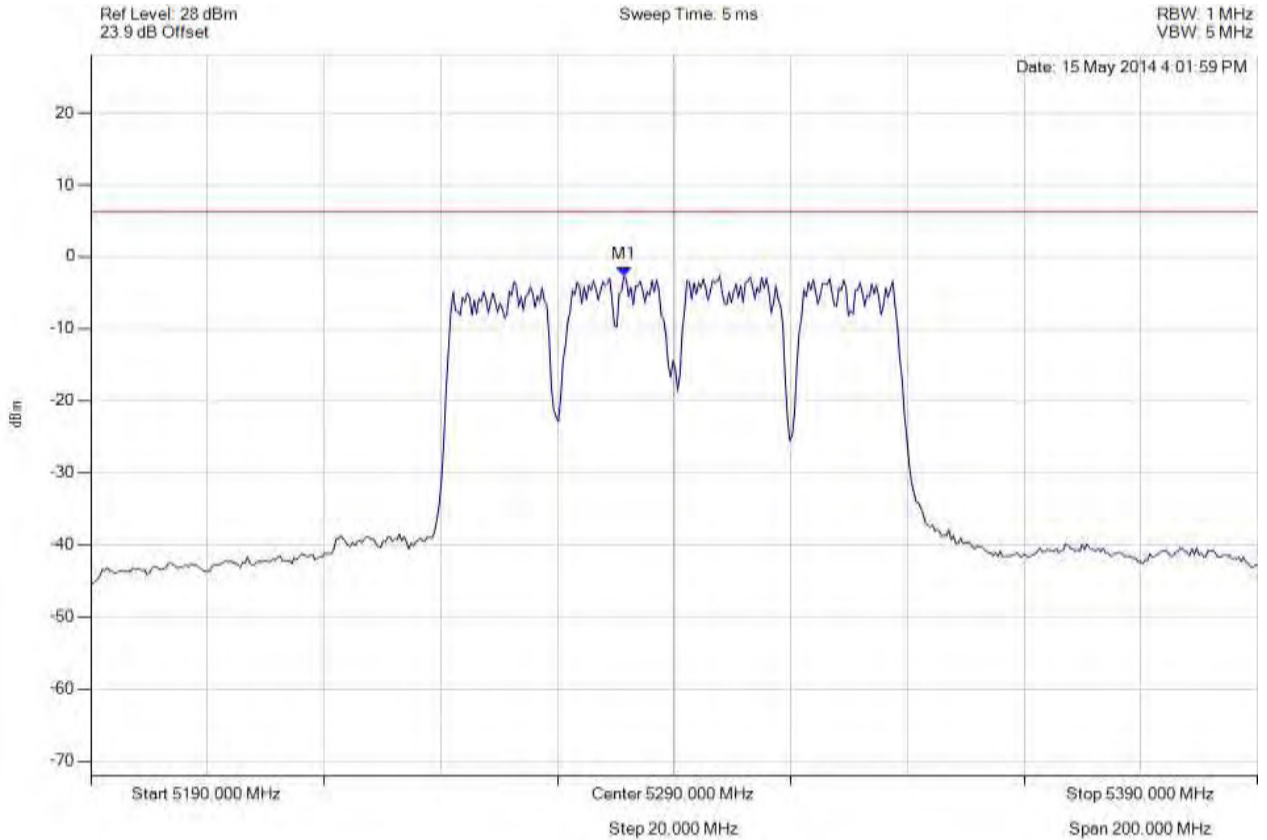


Title: Aruba Networks APIN0214, APIN0215
To: FCC 47 CFR Part 15.407 & IC RSS-210
Serial #: ARUB179-U8 Rev B
Issue Date: 2nd September 2014
Page: 256 of 330



PEAK POWER SPECTRAL DENSITY

Variant: 802.11ac-80, Channel: 5290.00 MHz, Chain c, Temp: Ambient, Voltage: 12 Vdc



Analyser Setup	Marker : Frequency : Amplitude	Test Results
Detector = RMS Sweep Count = 100 RF Atten (dB) = 20 Trace Mode = VIEW	M1 : 5281.383 MHz : -2.688 dBm	Limit: ≤ 6.229 dBm Margin: 8.46 dB

[Back to the Matrix](#)

This test report may be reproduced in full only. The document may only be updated by MiCOM Labs personnel. Any changes will be noted in the Document History section of the report.

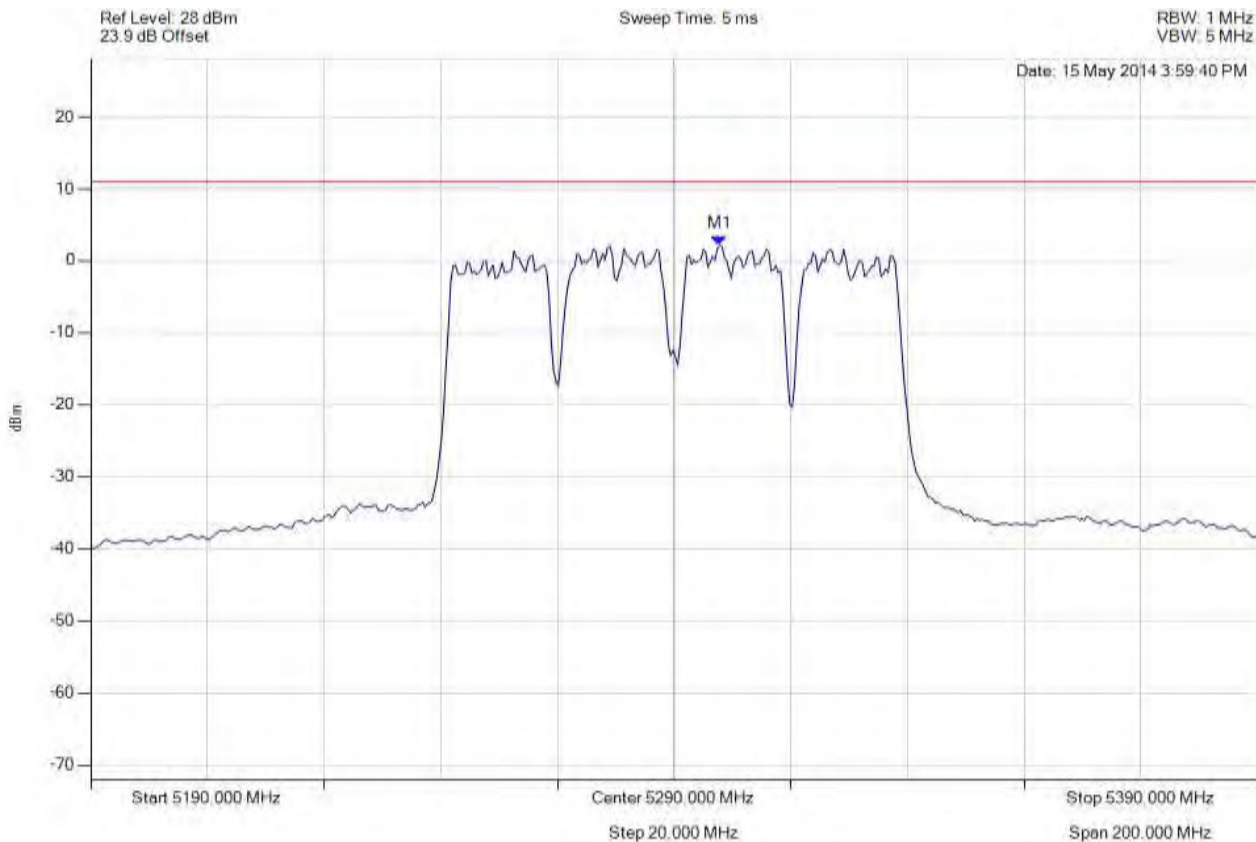


Title: Aruba Networks APIN0214, APIN0215
To: FCC 47 CFR Part 15.407 & IC RSS-210
Serial #: ARUB179-U8 Rev B
Issue Date: 2nd September 2014
Page: 257 of 330



PEAK POWER SPECTRAL DENSITY

Variant: 802.11ac-80, Channel: 5290.00 MHz, SUM, Temp: Ambient, Voltage: 12 Vdc



Analyser Setup	Marker : Frequency : Amplitude	Test Results
Detector = RMS Sweep Count = 100 RF Atten (dB) = 20 Trace Mode = VIEW	M1 : 5297.816 MHz : 2.117 dBm	Limit: ≤ 11.0 dBm Margin: -8.9 dB

[Back to the Matrix](#)

This test report may be reproduced in full only. The document may only be updated by MiCOM Labs personnel. Any changes will be noted in the Document History section of the report.

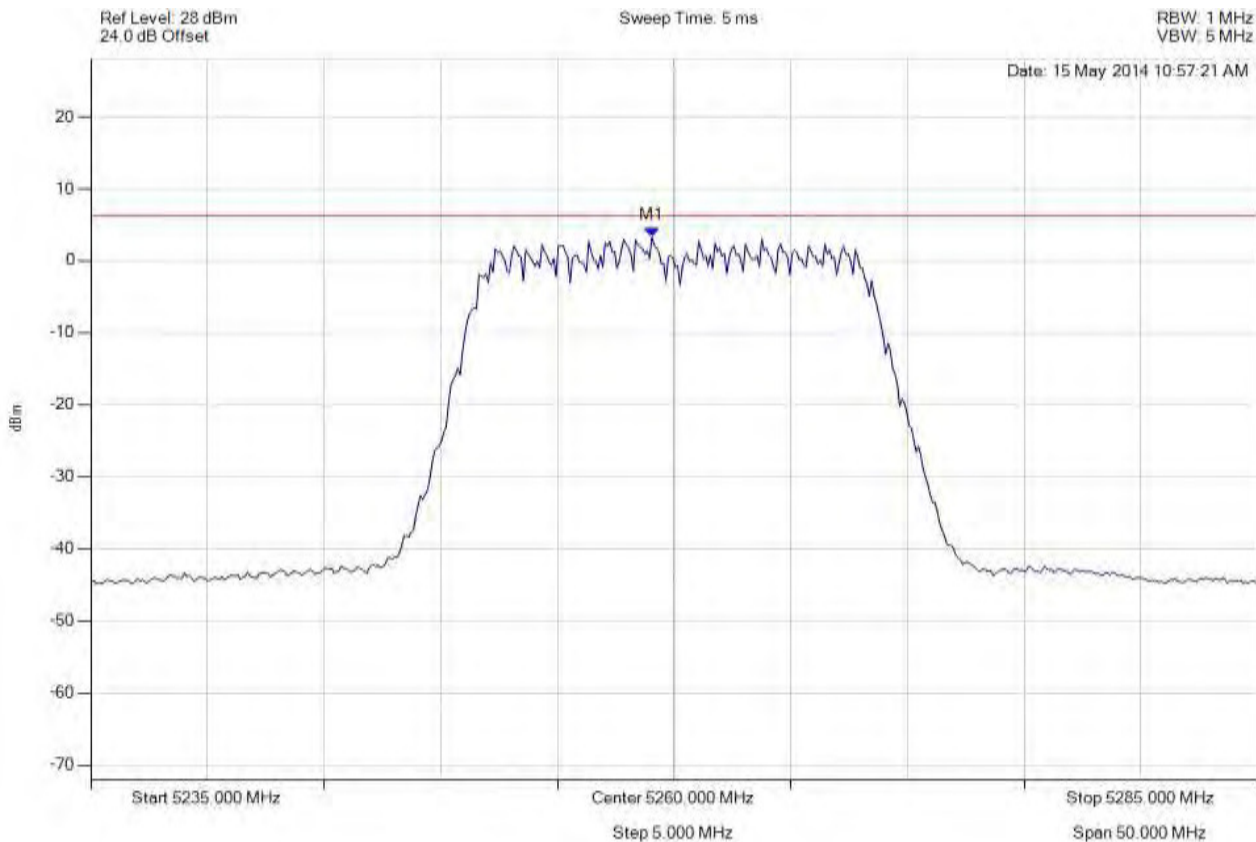


Title: Aruba Networks APIN0214, APIN0215
To: FCC 47 CFR Part 15.407 & IC RSS-210
Serial #: ARUB179-U8 Rev B
Issue Date: 2nd September 2014
Page: 258 of 330



PEAK POWER SPECTRAL DENSITY

Variant: 802.11n HT-20, Channel: 5260.00 MHz, Chain a, Temp: Ambient, Voltage: 12 Vdc



Analyser Setup	Marker : Frequency : Amplitude	Test Results
Detector = RMS Sweep Count = 100 RF Atten (dB) = 20 Trace Mode = VIEW	M1 : 5259.048 MHz : 3.295 dBm	Limit: ≤ 6.229 dBm Margin: -2.21 dB

[Back to the Matrix](#)

This test report may be reproduced in full only. The document may only be updated by MiCOM Labs personnel. Any changes will be noted in the Document History section of the report.

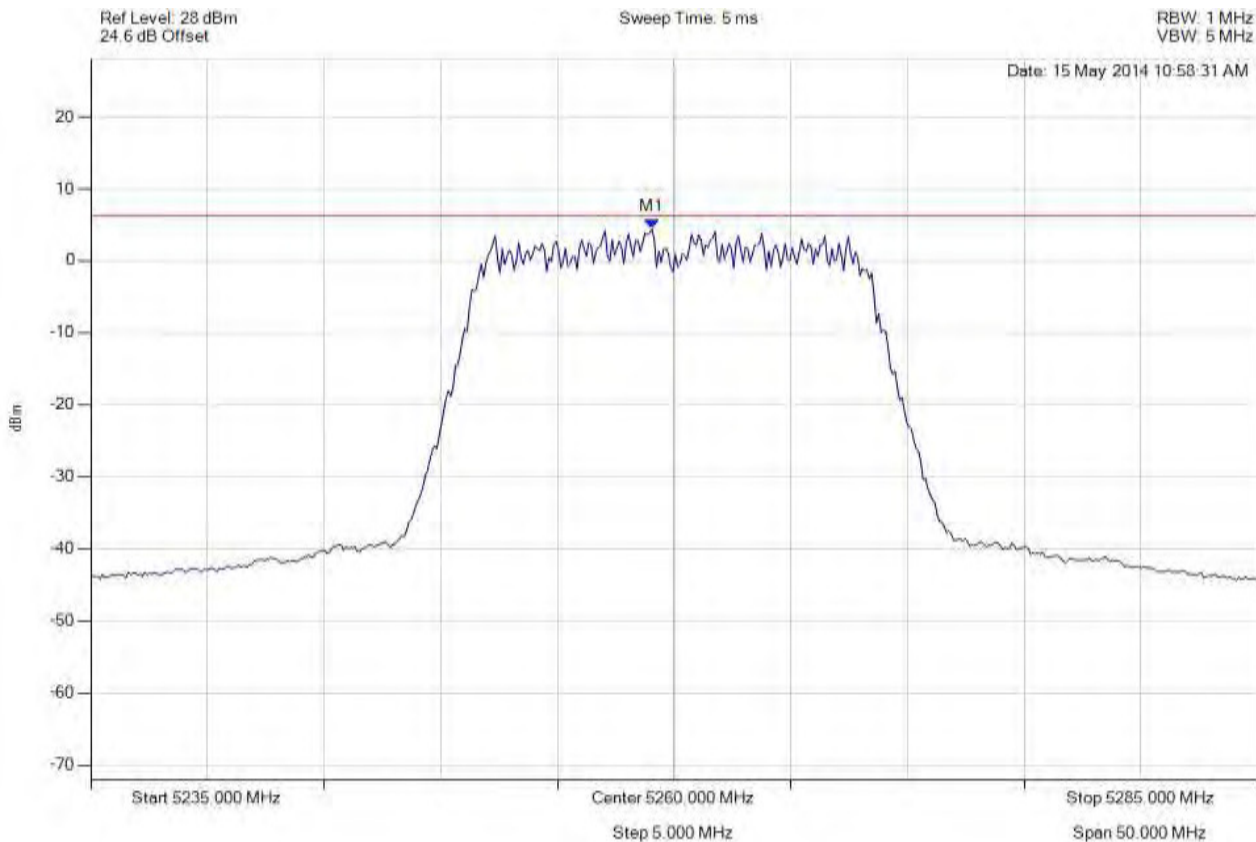


Title: Aruba Networks APIN0214, APIN0215
To: FCC 47 CFR Part 15.407 & IC RSS-210
Serial #: ARUB179-U8 Rev B
Issue Date: 2nd September 2014
Page: 259 of 330



PEAK POWER SPECTRAL DENSITY

Variant: 802.11n HT-20, Channel: 5260.00 MHz, Chain b, Temp: Ambient, Voltage: 12 Vdc



Analyser Setup	Marker : Frequency : Amplitude	Test Results
Detector = RMS Sweep Count = 100 RF Atten (dB) = 20 Trace Mode = VIEW	M1 : 5259.048 MHz : 4.410 dBm	Limit: ≤ 6.229 dBm Margin: -1.09 dB

[Back to the Matrix](#)

This test report may be reproduced in full only. The document may only be updated by MiCOM Labs personnel. Any changes will be noted in the Document History section of the report.

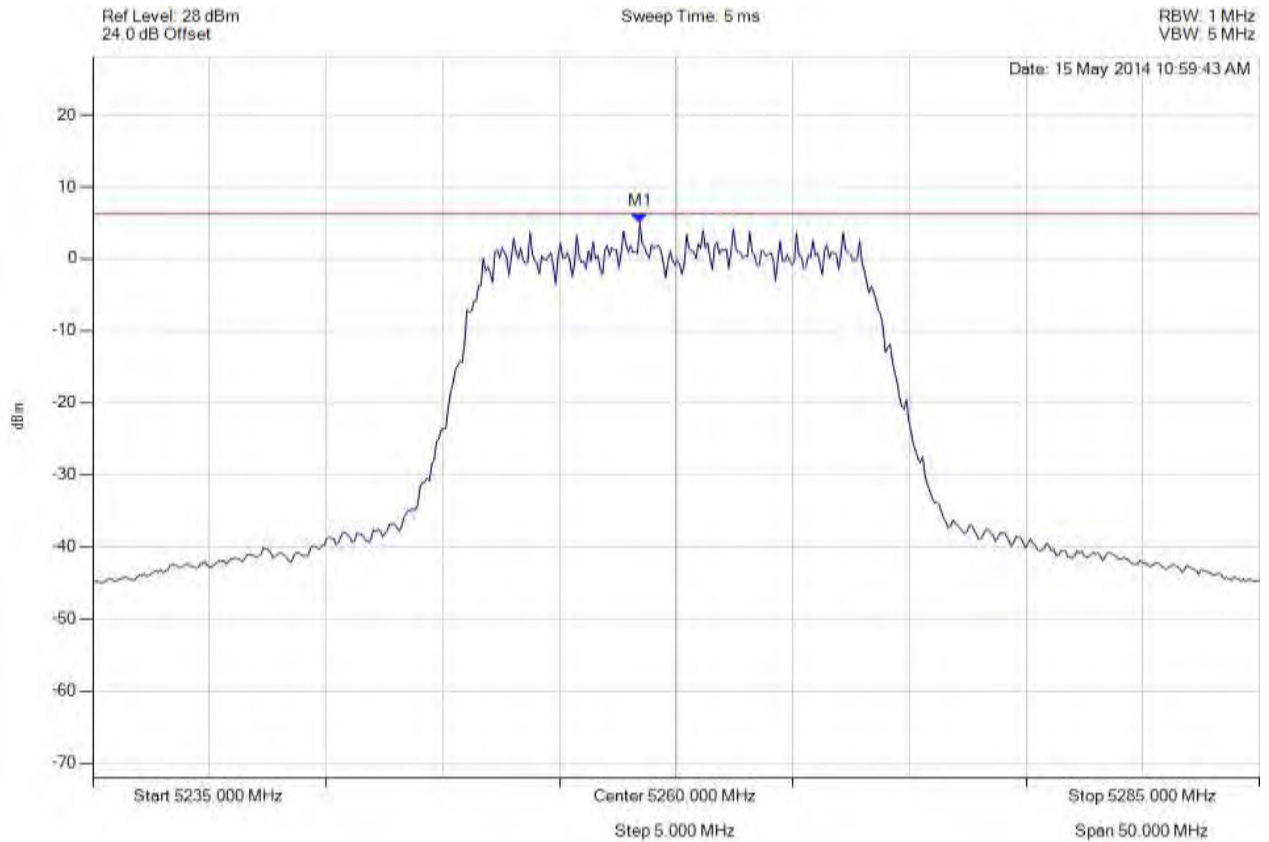


Title: Aruba Networks APIN0214, APIN0215
To: FCC 47 CFR Part 15.407 & IC RSS-210
Serial #: ARUB179-U8 Rev B
Issue Date: 2nd September 2014
Page: 260 of 330



PEAK POWER SPECTRAL DENSITY

Variant: 802.11n HT-20, Channel: 5260.00 MHz, Chain c, Temp: Ambient, Voltage: 12 Vdc



Analyser Setup	Marker : Frequency : Amplitude	Test Results
Detector = RMS Sweep Count = 100 RF Atten (dB) = 20 Trace Mode = VIEW	M1 : 5258.447 MHz : 4.933 dBm	Limit: ≤ 6.229 dBm Margin: -0.57 dB

[Back to the Matrix](#)

This test report may be reproduced in full only. The document may only be updated by MiCOM Labs personnel. Any changes will be noted in the Document History section of the report.

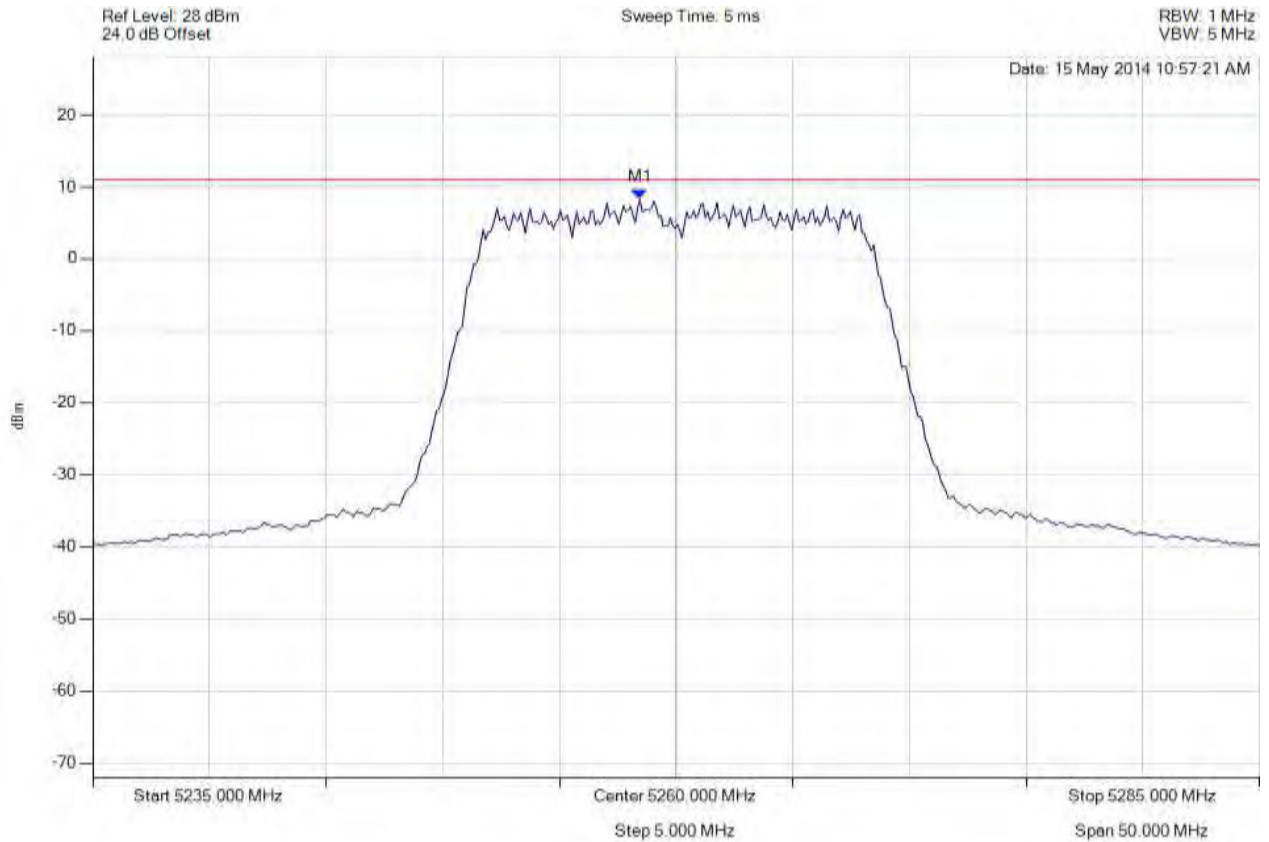


Title: Aruba Networks APIN0214, APIN0215
To: FCC 47 CFR Part 15.407 & IC RSS-210
Serial #: ARUB179-U8 Rev B
Issue Date: 2nd September 2014
Page: 261 of 330



PEAK POWER SPECTRAL DENSITY

Variant: 802.11n HT-20, Channel: 5260.00 MHz, SUM, Temp: Ambient, Voltage: 12 Vdc



Analyser Setup	Marker : Frequency : Amplitude	Test Results
Detector = RMS Sweep Count = 100 RF Atten (dB) = 20 Trace Mode = VIEW	M1 : 5258.447 MHz : 8.241 dBm	Limit: ≤ 11.0 dBm Margin: -2.8 dB

[Back to the Matrix](#)

This test report may be reproduced in full only. The document may only be updated by MiCOM Labs personnel. Any changes will be noted in the Document History section of the report.

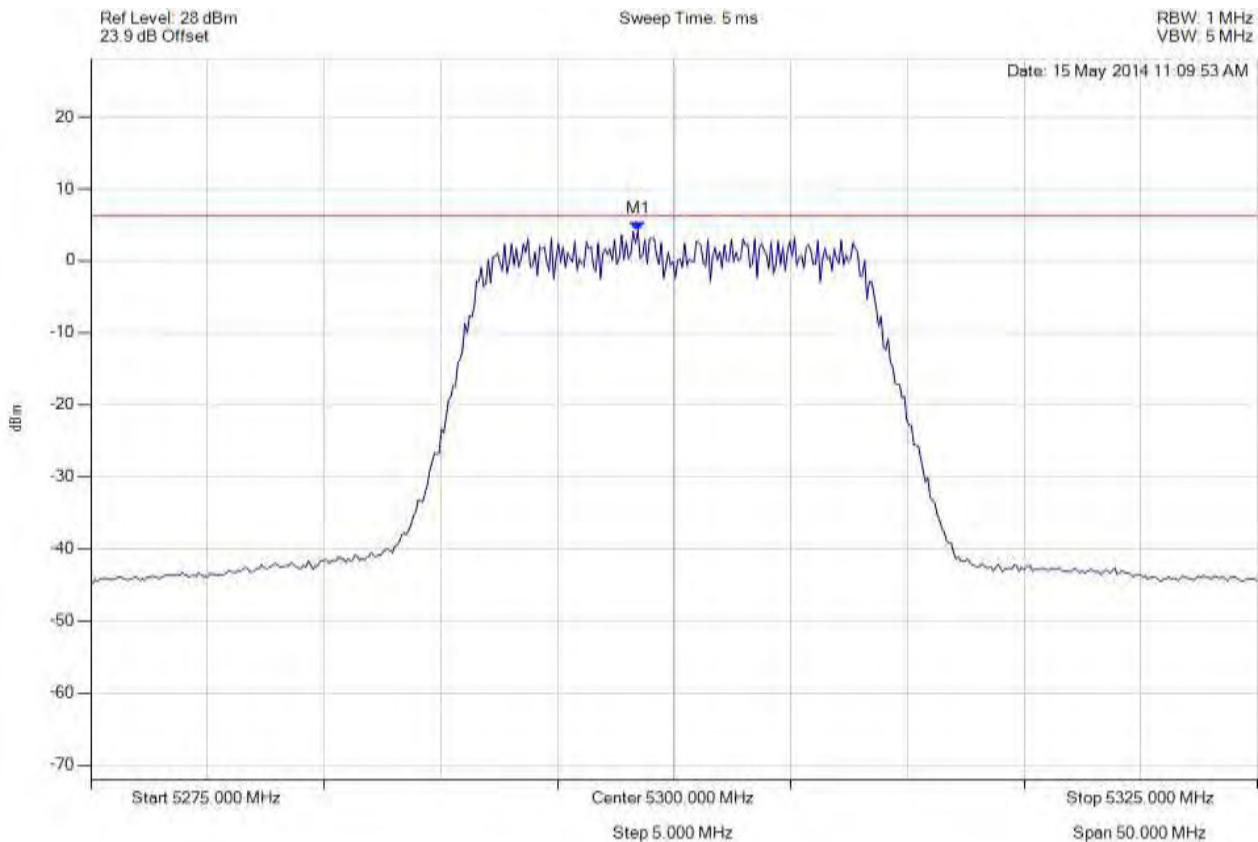


Title: Aruba Networks APIN0214, APIN0215
To: FCC 47 CFR Part 15.407 & IC RSS-210
Serial #: ARUB179-U8 Rev B
Issue Date: 2nd September 2014
Page: 262 of 330



PEAK POWER SPECTRAL DENSITY

Variant: 802.11n HT-20, Channel: 5300.00 MHz, Chain a, Temp: Ambient, Voltage: 12 Vdc



Analyser Setup	Marker : Frequency : Amplitude	Test Results
Detector = RMS Sweep Count = 100 RF Atten (dB) = 20 Trace Mode = VIEW	M1 : 5298.447 MHz : 4.172 dBm	Limit: ≤ 6.229 dBm Margin: -1.33 dB

[Back to the Matrix](#)

This test report may be reproduced in full only. The document may only be updated by MiCOM Labs personnel. Any changes will be noted in the Document History section of the report.

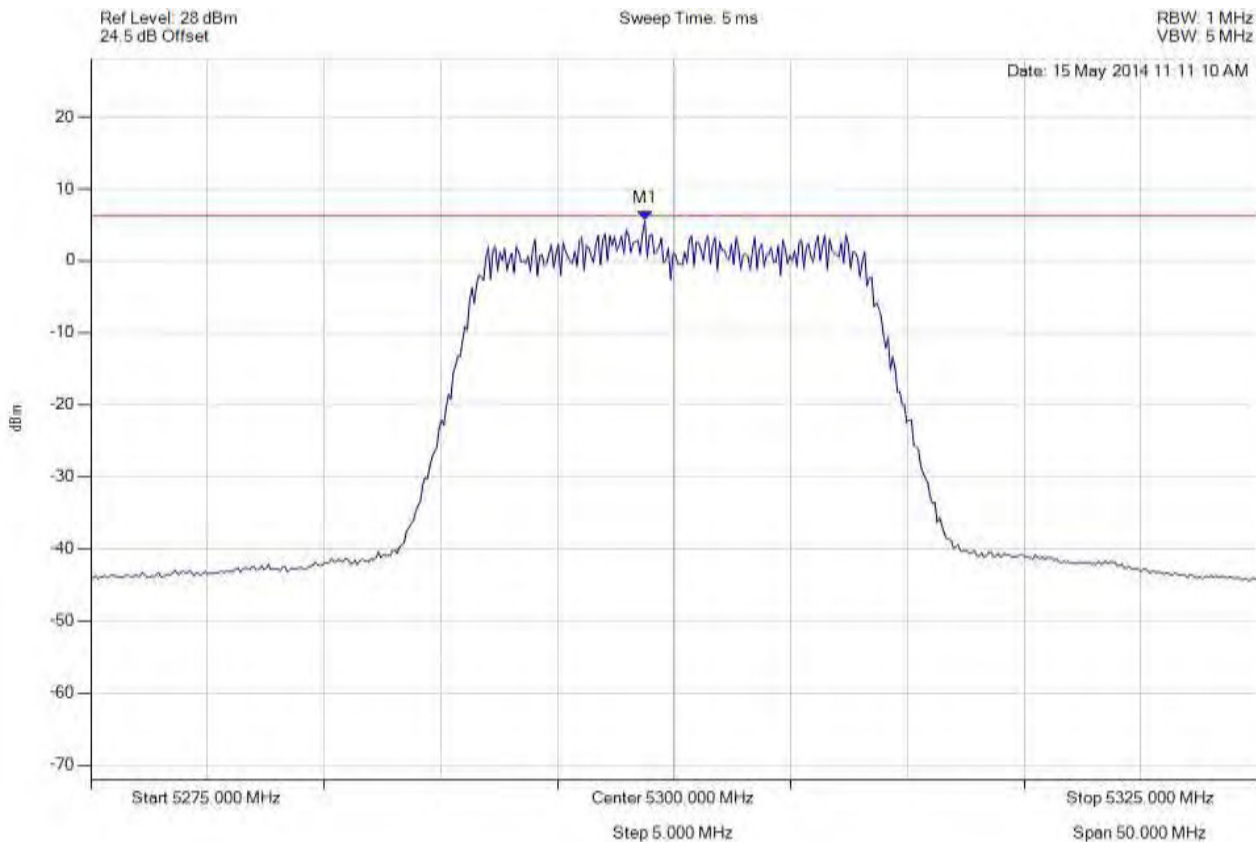


Title: Aruba Networks APIN0214, APIN0215
To: FCC 47 CFR Part 15.407 & IC RSS-210
Serial #: ARUB179-U8 Rev B
Issue Date: 2nd September 2014
Page: 263 of 330



PEAK POWER SPECTRAL DENSITY

Variant: 802.11n HT-20, Channel: 5300.00 MHz, Chain b, Temp: Ambient, Voltage: 12 Vdc



Analyser Setup	Marker : Frequency : Amplitude	Test Results
Detector = RMS Sweep Count = 100 RF Atten (dB) = 20 Trace Mode = VIEW	M1 : 5298.747 MHz : 5.572 dBm	Limit: ≤ 6.229 dBm Margin: 0.07 dB

[Back to the Matrix](#)

This test report may be reproduced in full only. The document may only be updated by MiCOM Labs personnel. Any changes will be noted in the Document History section of the report.

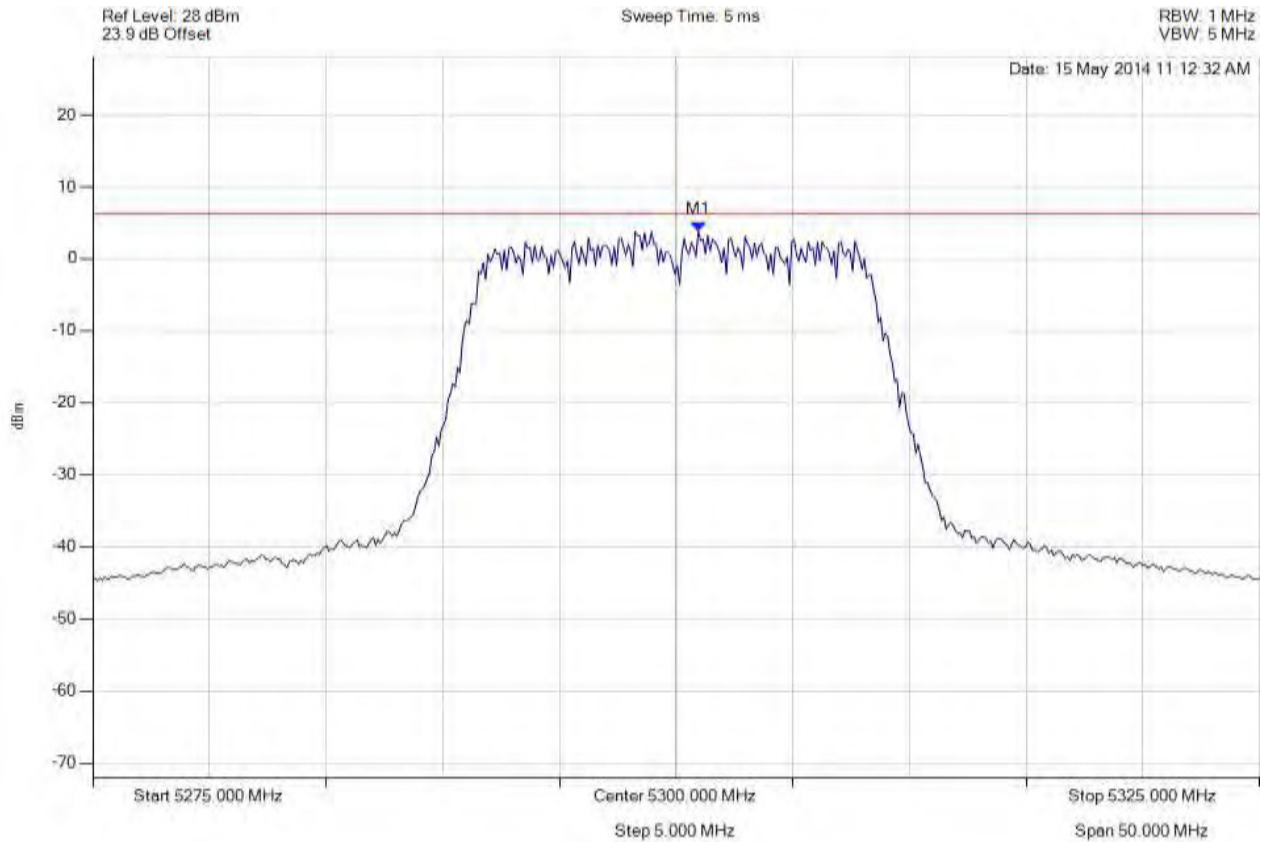


Title: Aruba Networks APIN0214, APIN0215
To: FCC 47 CFR Part 15.407 & IC RSS-210
Serial #: ARUB179-U8 Rev B
Issue Date: 2nd September 2014
Page: 264 of 330



PEAK POWER SPECTRAL DENSITY

Variant: 802.11n HT-20, Channel: 5300.00 MHz, Chain c, Temp: Ambient, Voltage: 12 Vdc



Analyser Setup	Marker : Frequency : Amplitude	Test Results
Detector = RMS Sweep Count = 100 RF Atten (dB) = 20 Trace Mode = VIEW	M1 : 5300.952 MHz : 3.822 dBm	Limit: ≤ 6.229 dBm Margin: -1.68 dB

[Back to the Matrix](#)

This test report may be reproduced in full only. The document may only be updated by MiCOM Labs personnel. Any changes will be noted in the Document History section of the report.

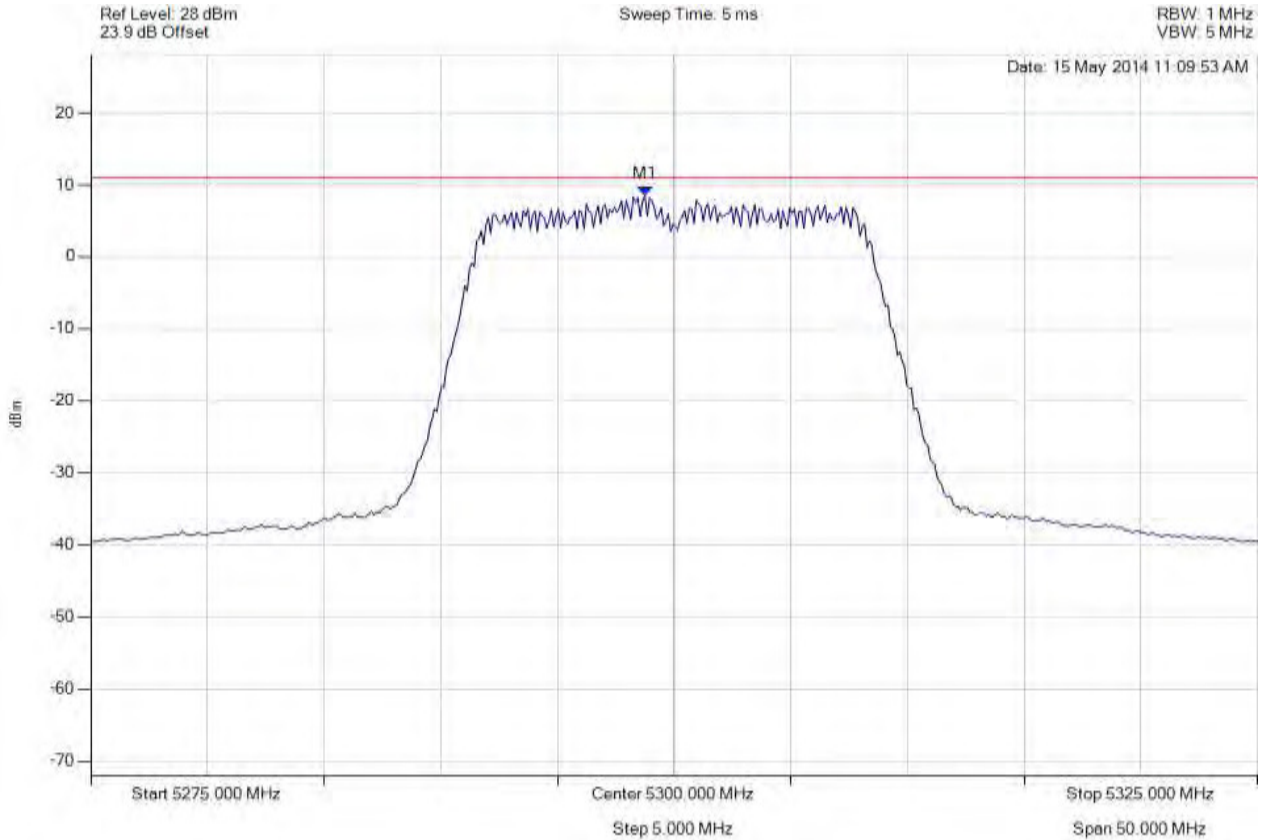


Title: Aruba Networks APIN0214, APIN0215
To: FCC 47 CFR Part 15.407 & IC RSS-210
Serial #: ARUB179-U8 Rev B
Issue Date: 2nd September 2014
Page: 265 of 330



PEAK POWER SPECTRAL DENSITY

Variant: 802.11n HT-20, Channel: 5300.00 MHz, SUM, Temp: Ambient, Voltage: 12 Vdc



Analyser Setup	Marker : Frequency : Amplitude	Test Results
Detector = RMS Sweep Count = 100 RF Atten (dB) = 20 Trace Mode = VIEW	M1 : 5298.747 MHz : 8.509 dBm	Limit: ≤ 11.0 dBm Margin: -2.5 dB

[Back to the Matrix](#)

This test report may be reproduced in full only. The document may only be updated by MiCOM Labs personnel. Any changes will be noted in the Document History section of the report.

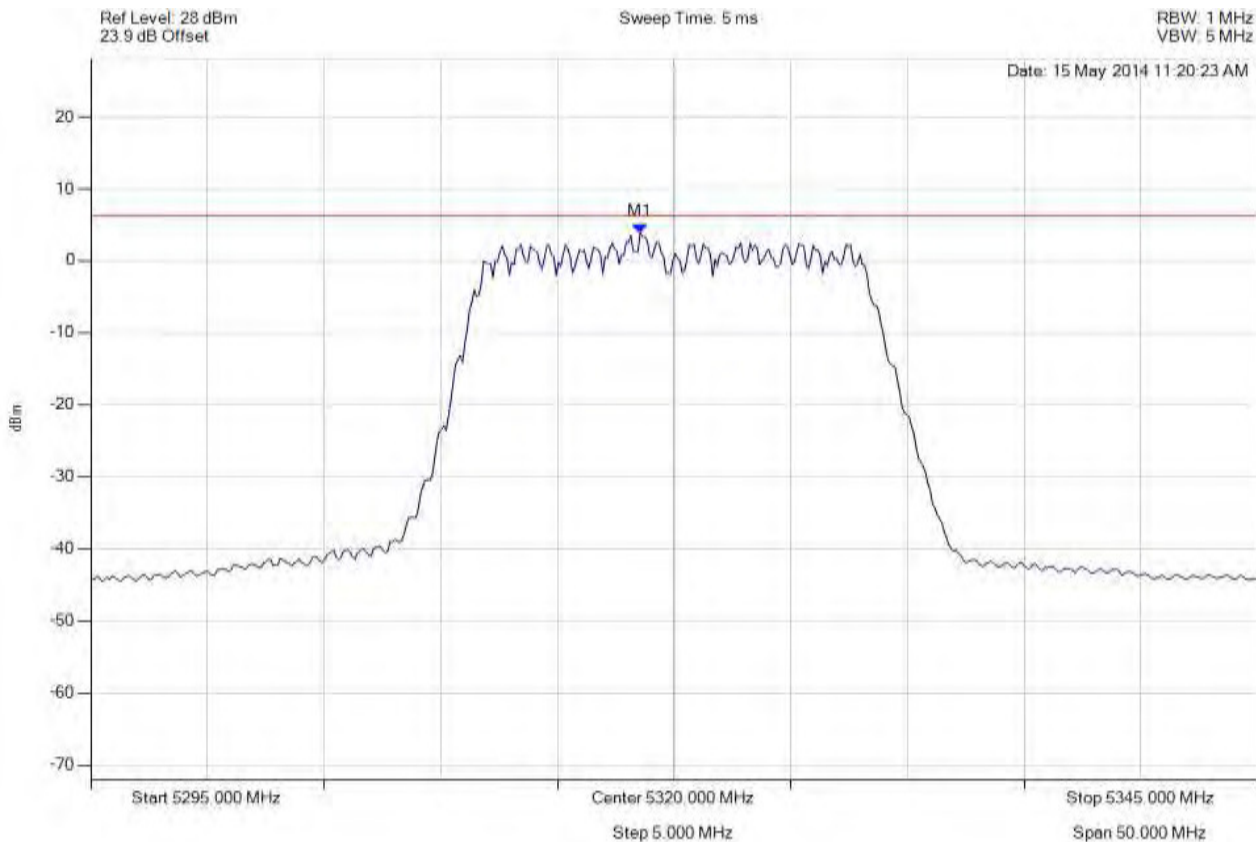


Title: Aruba Networks APIN0214, APIN0215
To: FCC 47 CFR Part 15.407 & IC RSS-210
Serial #: ARUB179-U8 Rev B
Issue Date: 2nd September 2014
Page: 266 of 330



PEAK POWER SPECTRAL DENSITY

Variant: 802.11n HT-20, Channel: 5320.00 MHz, Chain a, Temp: Ambient, Voltage: 12 Vdc



Analyser Setup	Marker : Frequency : Amplitude	Test Results
Detector = RMS Sweep Count = 100 RF Atten (dB) = 20 Trace Mode = VIEW	M1 : 5318.547 MHz : 3.861 dBm	Limit: ≤ 6.229 dBm Margin: -1.64 dB

[Back to the Matrix](#)

This test report may be reproduced in full only. The document may only be updated by MiCOM Labs personnel. Any changes will be noted in the Document History section of the report.

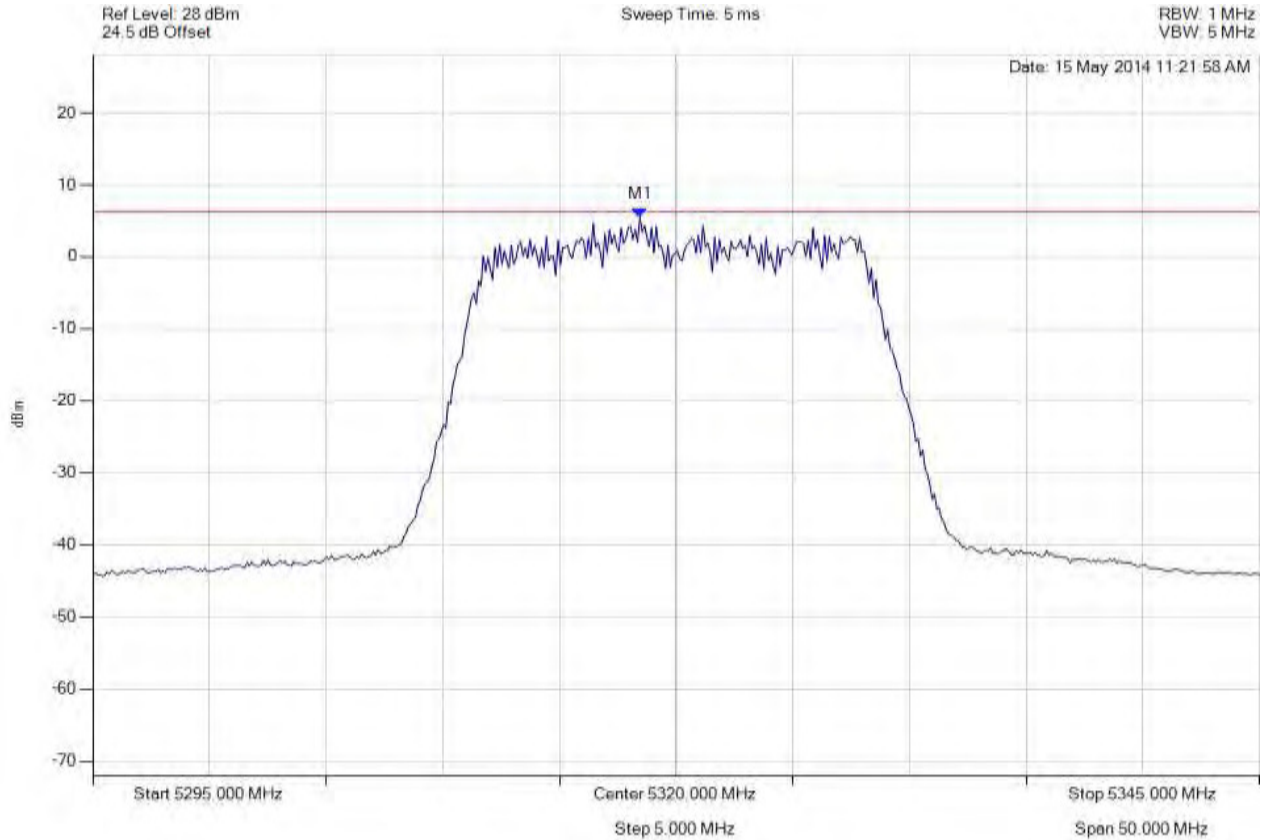


Title: Aruba Networks APIN0214, APIN0215
To: FCC 47 CFR Part 15.407 & IC RSS-210
Serial #: ARUB179-U8 Rev B
Issue Date: 2nd September 2014
Page: 267 of 330



PEAK POWER SPECTRAL DENSITY

Variant: 802.11n HT-20, Channel: 5320.00 MHz, Chain b, Temp: Ambient, Voltage: 12 Vdc



Analyser Setup	Marker : Frequency : Amplitude	Test Results
Detector = RMS Sweep Count = 100 RF Atten (dB) = 20 Trace Mode = VIEW	M1 : 5318.447 MHz : 5.543 dBm	Limit: ≤ 6.229 dBm Margin: 0.04 dB

[Back to the Matrix](#)

This test report may be reproduced in full only. The document may only be updated by MiCOM Labs personnel. Any changes will be noted in the Document History section of the report.

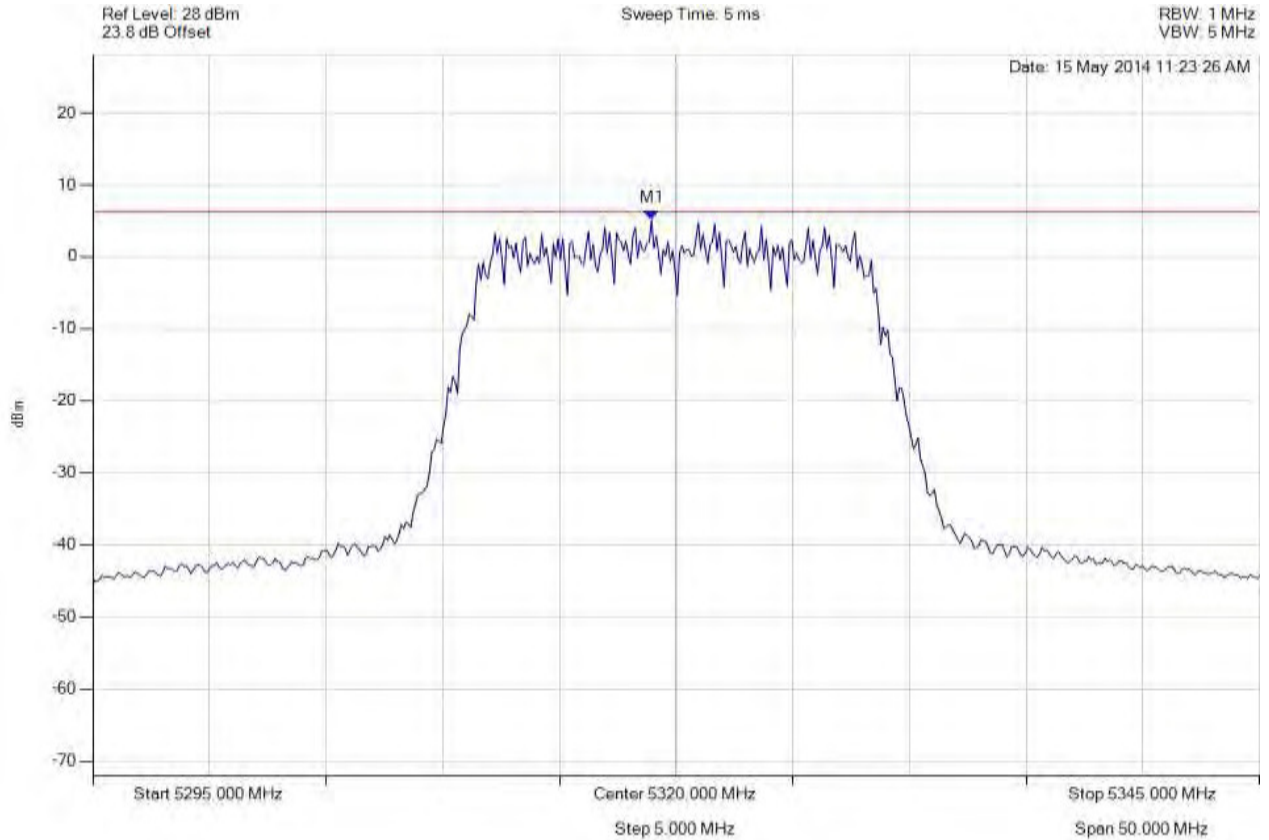


Title: Aruba Networks APIN0214, APIN0215
To: FCC 47 CFR Part 15.407 & IC RSS-210
Serial #: ARUB179-U8 Rev B
Issue Date: 2nd September 2014
Page: 268 of 330



PEAK POWER SPECTRAL DENSITY

Variant: 802.11n HT-20, Channel: 5320.00 MHz, Chain c, Temp: Ambient, Voltage: 12 Vdc



Analyser Setup	Marker : Frequency : Amplitude	Test Results
Detector = RMS Sweep Count = 100 RF Atten (dB) = 20 Trace Mode = VIEW	M1 : 5318.948 MHz : 5.059 dBm	Limit: ≤ 6.229 dBm Margin: -0.44 dB

[Back to the Matrix](#)

This test report may be reproduced in full only. The document may only be updated by MiCOM Labs personnel. Any changes will be noted in the Document History section of the report.

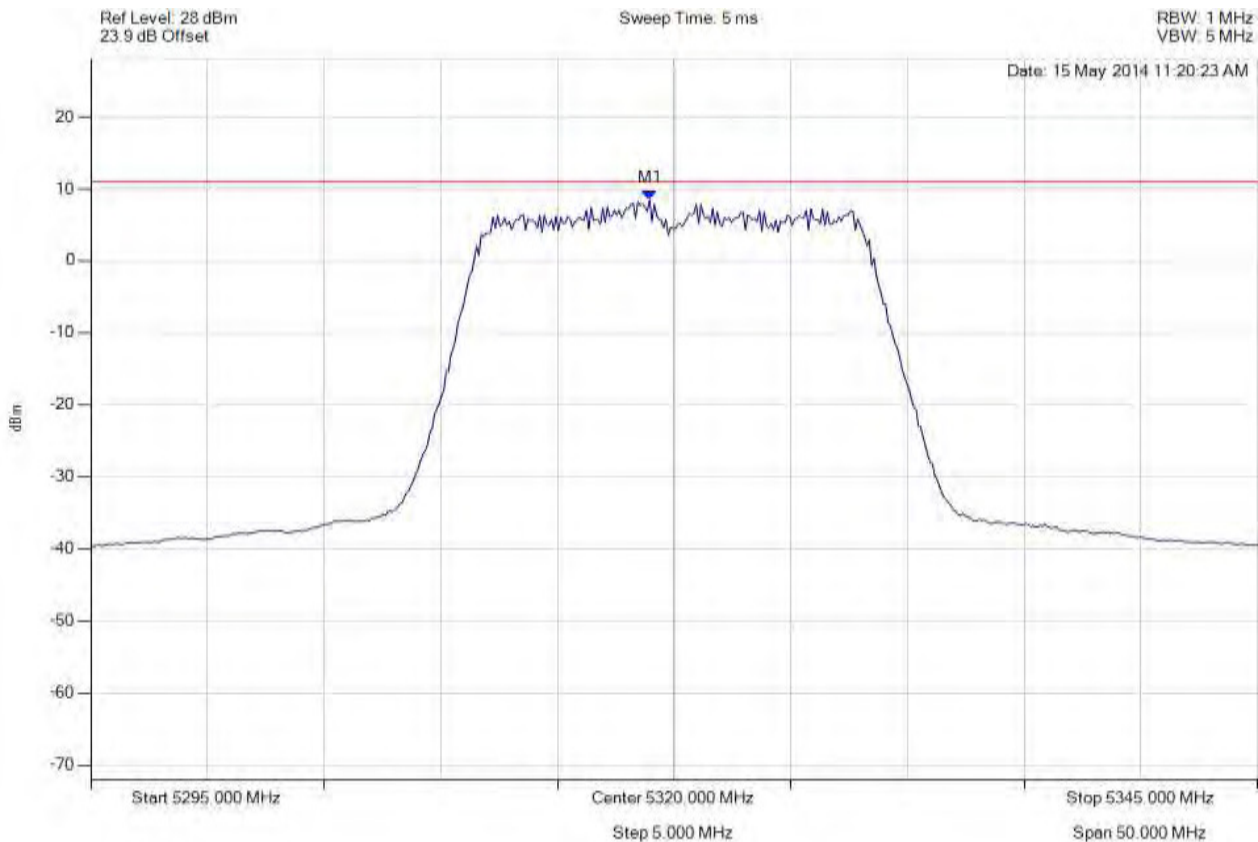


Title: Aruba Networks APIN0214, APIN0215
To: FCC 47 CFR Part 15.407 & IC RSS-210
Serial #: ARUB179-U8 Rev B
Issue Date: 2nd September 2014
Page: 269 of 330



PEAK POWER SPECTRAL DENSITY

Variant: 802.11n HT-20, Channel: 5320.00 MHz, SUM, Temp: Ambient, Voltage: 12 Vdc



Analyser Setup	Marker : Frequency : Amplitude	Test Results
Detector = RMS Sweep Count = 100 RF Atten (dB) = 20 Trace Mode = VIEW	M1 : 5318.948 MHz : 8.416 dBm	Limit: ≤ 11.0 dBm Margin: -2.6 dB

[Back to the Matrix](#)

This test report may be reproduced in full only. The document may only be updated by MiCOM Labs personnel. Any changes will be noted in the Document History section of the report.

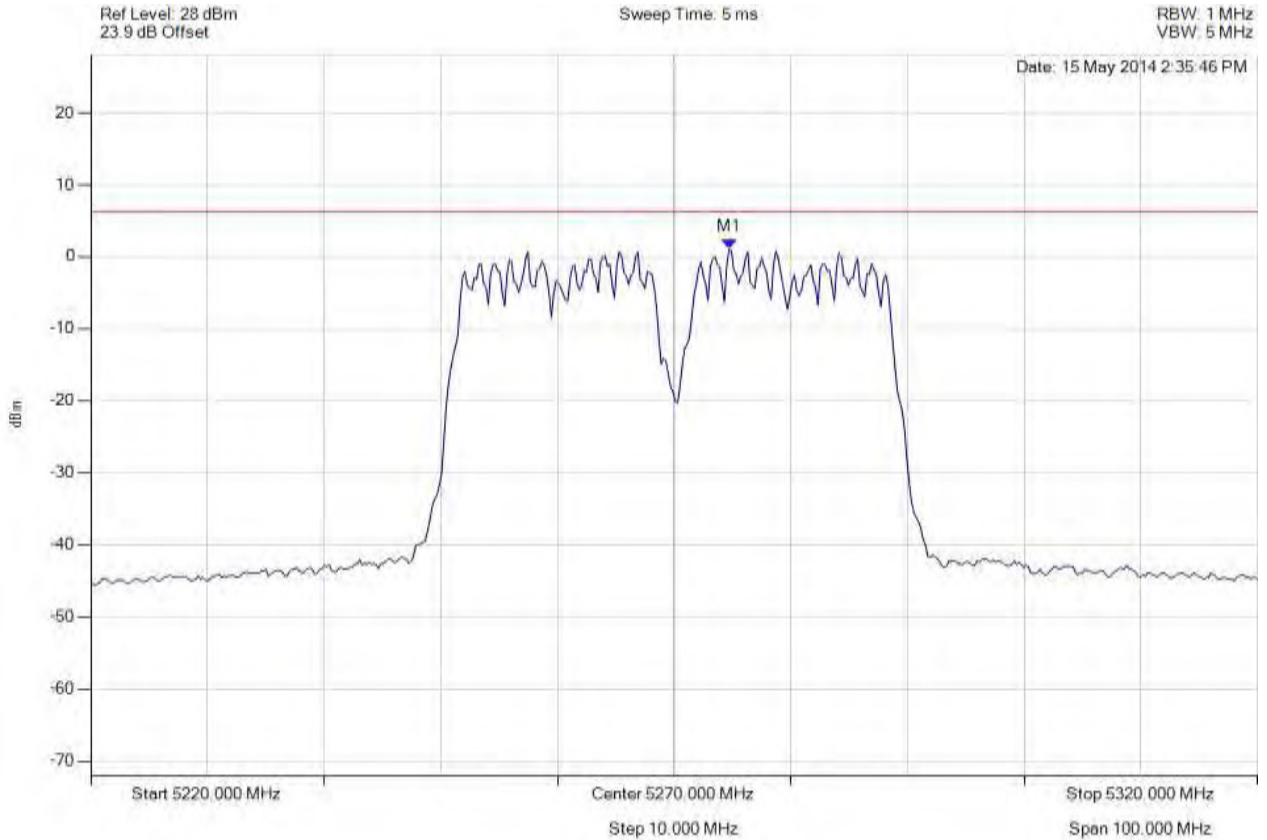


Title: Aruba Networks APIN0214, APIN0215
To: FCC 47 CFR Part 15.407 & IC RSS-210
Serial #: ARUB179-U8 Rev B
Issue Date: 2nd September 2014
Page: 270 of 330



PEAK POWER SPECTRAL DENSITY

Variant: 802.11n HT-40, Channel: 5270.00 MHz, Chain a, Temp: Ambient, Voltage: 12 Vdc



Analyser Setup	Marker : Frequency : Amplitude	Test Results
Detector = RMS Sweep Count = 100 RF Atten (dB) = 20 Trace Mode = VIEW	M1 : 5274.709 MHz : 1.070 dBm	Limit: ≤ 6.229 dBm Margin: -4.70 dB

[Back to the Matrix](#)

This test report may be reproduced in full only. The document may only be updated by MiCOM Labs personnel. Any changes will be noted in the Document History section of the report.

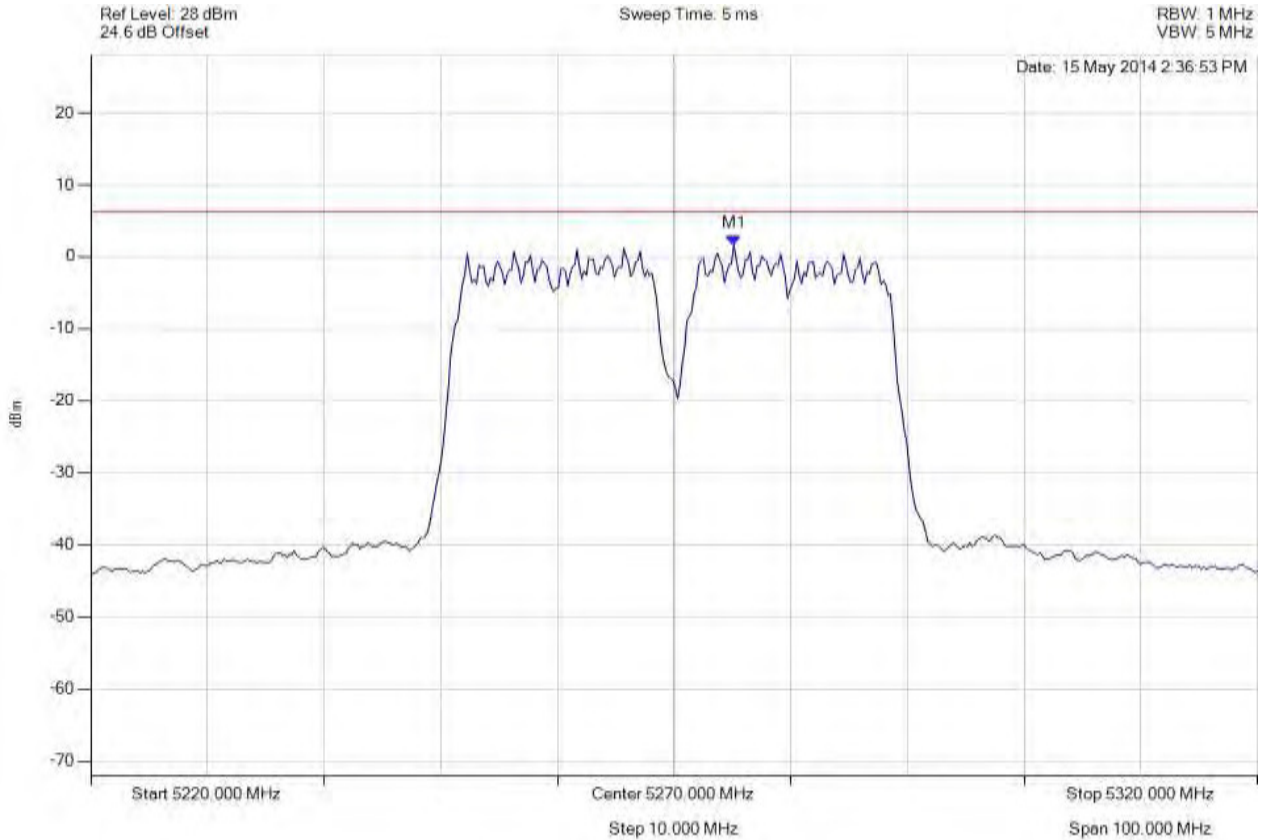


Title: Aruba Networks APIN0214, APIN0215
To: FCC 47 CFR Part 15.407 & IC RSS-210
Serial #: ARUB179-U8 Rev B
Issue Date: 2nd September 2014
Page: 271 of 330



PEAK POWER SPECTRAL DENSITY

Variant: 802.11n HT-40, Channel: 5270.00 MHz, Chain b, Temp: Ambient, Voltage: 12 Vdc



Analyser Setup	Marker : Frequency : Amplitude	Test Results
Detector = RMS Sweep Count = 100 RF Atten (dB) = 20 Trace Mode = VIEW	M1 : 5275.110 MHz : 1.671 dBm	Limit: ≤ 6.229 dBm Margin: -4.10 dB

[Back to the Matrix](#)

This test report may be reproduced in full only. The document may only be updated by MiCOM Labs personnel. Any changes will be noted in the Document History section of the report.

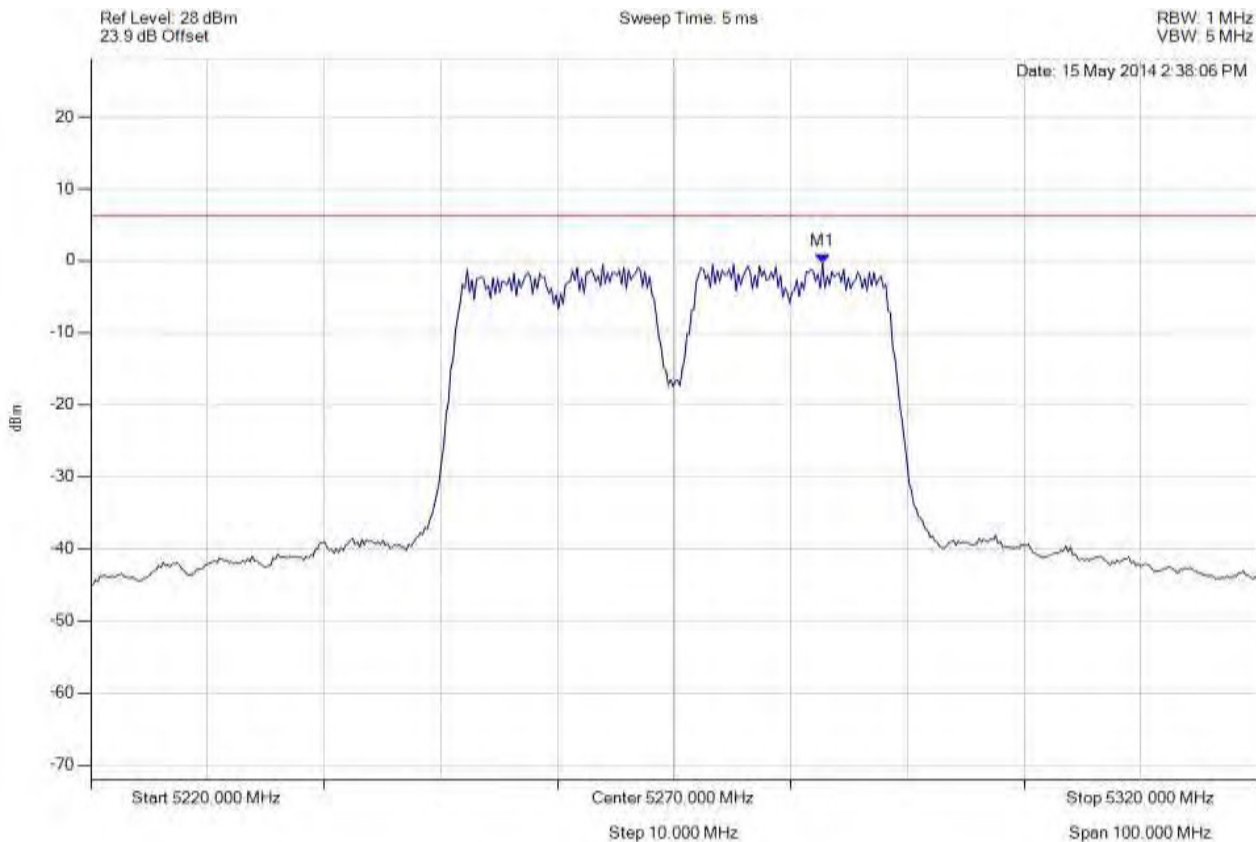


Title: Aruba Networks APIN0214, APIN0215
To: FCC 47 CFR Part 15.407 & IC RSS-210
Serial #: ARUB179-U8 Rev B
Issue Date: 2nd September 2014
Page: 272 of 330



PEAK POWER SPECTRAL DENSITY

Variant: 802.11n HT-40, Channel: 5270.00 MHz, Chain c, Temp: Ambient, Voltage: 12 Vdc



Analyser Setup	Marker : Frequency : Amplitude	Test Results
Detector = RMS Sweep Count = 100 RF Atten (dB) = 20 Trace Mode = VIEW	M1 : 5282.725 MHz : -0.345 dBm	Limit: ≤ 6.229 dBm Margin: -6.12 dB

[Back to the Matrix](#)

This test report may be reproduced in full only. The document may only be updated by MiCOM Labs personnel. Any changes will be noted in the Document History section of the report.

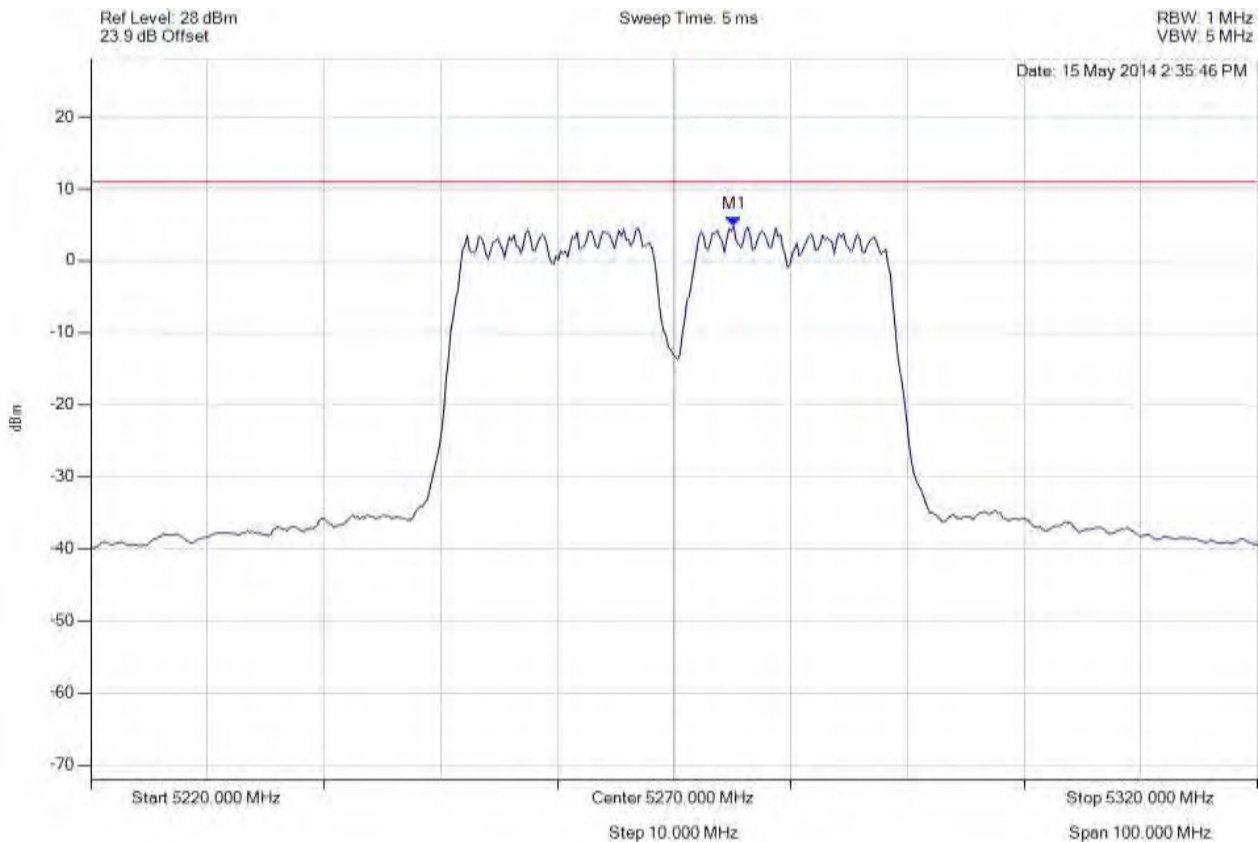


Title: Aruba Networks APIN0214, APIN0215
To: FCC 47 CFR Part 15.407 & IC RSS-210
Serial #: ARUB179-U8 Rev B
Issue Date: 2nd September 2014
Page: 273 of 330



PEAK POWER SPECTRAL DENSITY

Variant: 802.11n HT-40, Channel: 5270.00 MHz, SUM, Temp: Ambient, Voltage: 12 Vdc



Analyser Setup	Marker : Frequency : Amplitude	Test Results
Detector = RMS Sweep Count = 100 RF Atten (dB) = 20 Trace Mode = VIEW	M1 : 5275.110 MHz : 4.799 dBm	Limit: ≤ 11.0 dBm Margin: -6.2 dB

[Back to the Matrix](#)

This test report may be reproduced in full only. The document may only be updated by MiCOM Labs personnel. Any changes will be noted in the Document History section of the report.

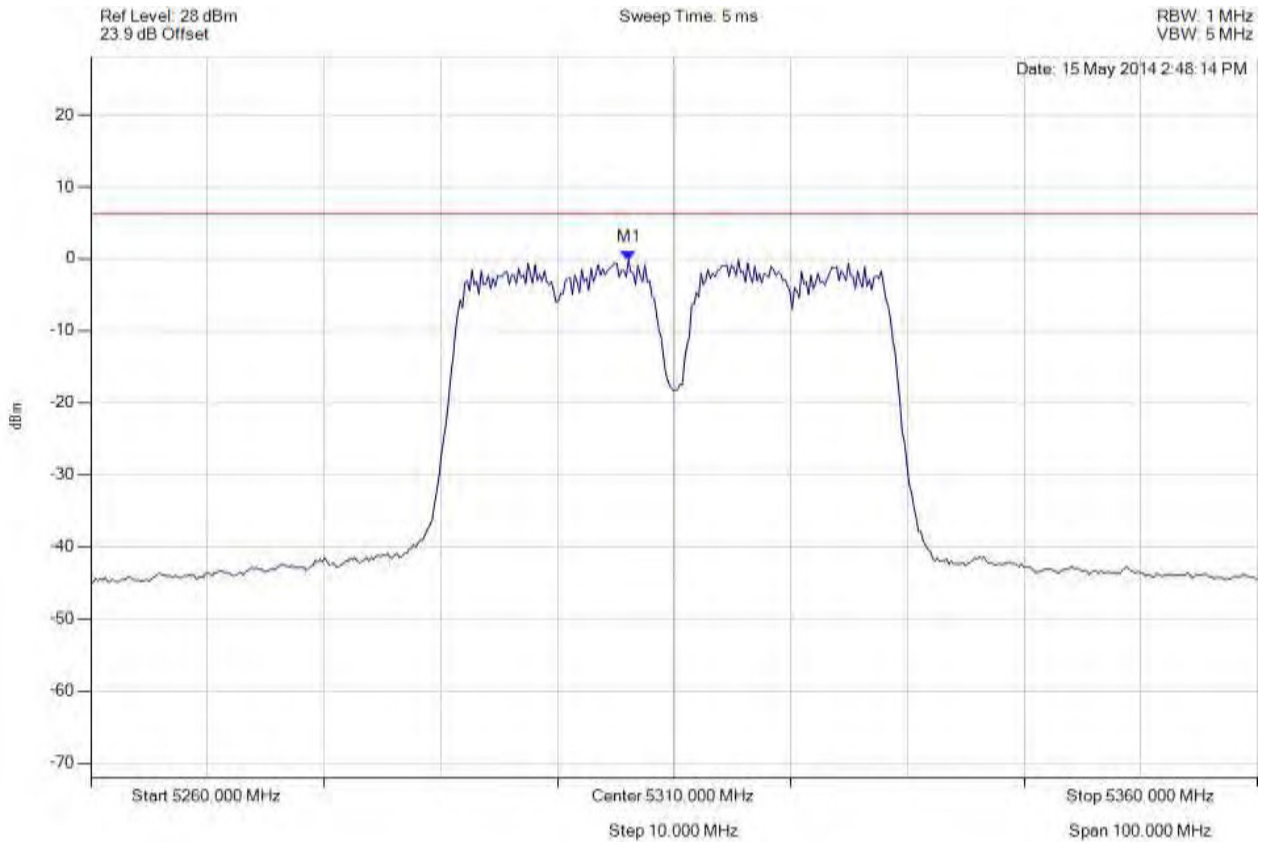


Title: Aruba Networks APIN0214, APIN0215
To: FCC 47 CFR Part 15.407 & IC RSS-210
Serial #: ARUB179-U8 Rev B
Issue Date: 2nd September 2014
Page: 274 of 330



PEAK POWER SPECTRAL DENSITY

Variant: 802.11n HT-40, Channel: 5310.00 MHz, Chain a, Temp: Ambient, Voltage: 12 Vdc



Analyser Setup	Marker : Frequency : Amplitude	Test Results
Detector = RMS Sweep Count = 100 RF Atten (dB) = 20 Trace Mode = VIEW	M1 : 5306.092 MHz : -0.124 dBm	Limit: ≤ 6.229 dBm Margin: -5.90 dB

[Back to the Matrix](#)

This test report may be reproduced in full only. The document may only be updated by MiCOM Labs personnel. Any changes will be noted in the Document History section of the report.

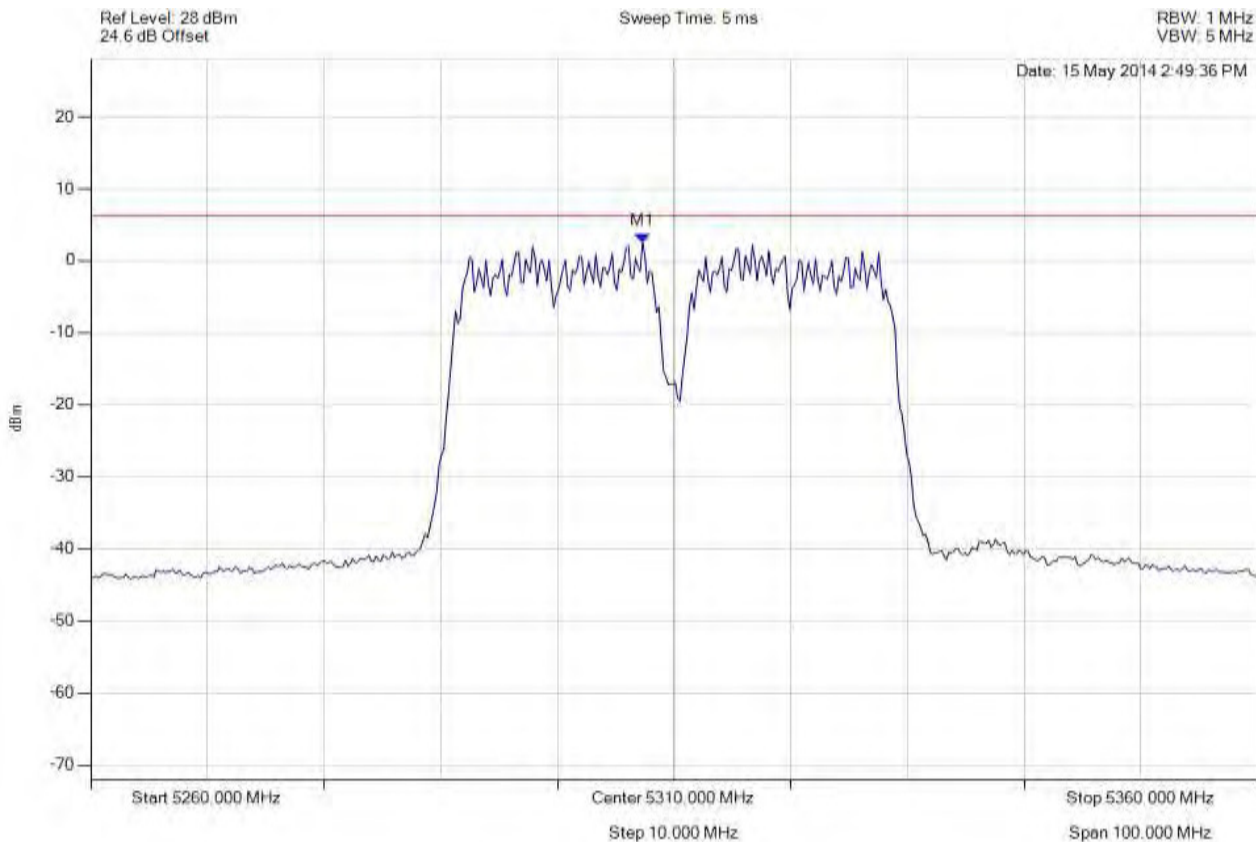


Title: Aruba Networks APIN0214, APIN0215
To: FCC 47 CFR Part 15.407 & IC RSS-210
Serial #: ARUB179-U8 Rev B
Issue Date: 2nd September 2014
Page: 275 of 330



PEAK POWER SPECTRAL DENSITY

Variant: 802.11n HT-40, Channel: 5310.00 MHz, Chain b, Temp: Ambient, Voltage: 12 Vdc



Analyser Setup	Marker : Frequency : Amplitude	Test Results
Detector = RMS Sweep Count = 100 RF Atten (dB) = 20 Trace Mode = VIEW	M1 : 5307.295 MHz : 2.526 dBm	Limit: ≤ 6.229 dBm Margin: -3.25 dB

[Back to the Matrix](#)

This test report may be reproduced in full only. The document may only be updated by MiCOM Labs personnel. Any changes will be noted in the Document History section of the report.

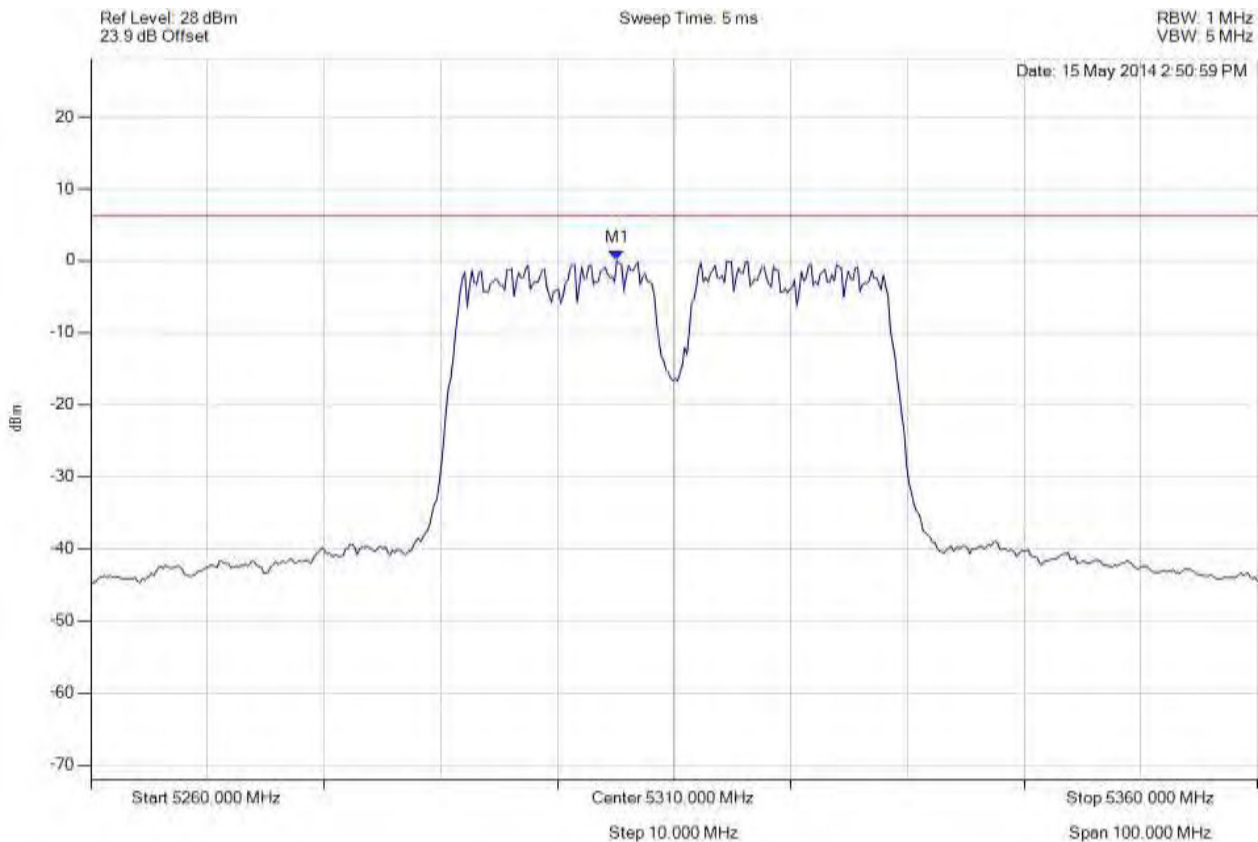


Title: Aruba Networks APIN0214, APIN0215
To: FCC 47 CFR Part 15.407 & IC RSS-210
Serial #: ARUB179-U8 Rev B
Issue Date: 2nd September 2014
Page: 276 of 330



PEAK POWER SPECTRAL DENSITY

Variant: 802.11n HT-40, Channel: 5310.00 MHz, Chain c, Temp: Ambient, Voltage: 12 Vdc



Analyser Setup	Marker : Frequency : Amplitude	Test Results
Detector = RMS Sweep Count = 100 RF Atten (dB) = 20 Trace Mode = VIEW	M1 : 5305.090 MHz : 0.054 dBm	Limit: ≤ 6.229 dBm Margin: -5.72 dB

[Back to the Matrix](#)

This test report may be reproduced in full only. The document may only be updated by MiCOM Labs personnel. Any changes will be noted in the Document History section of the report.

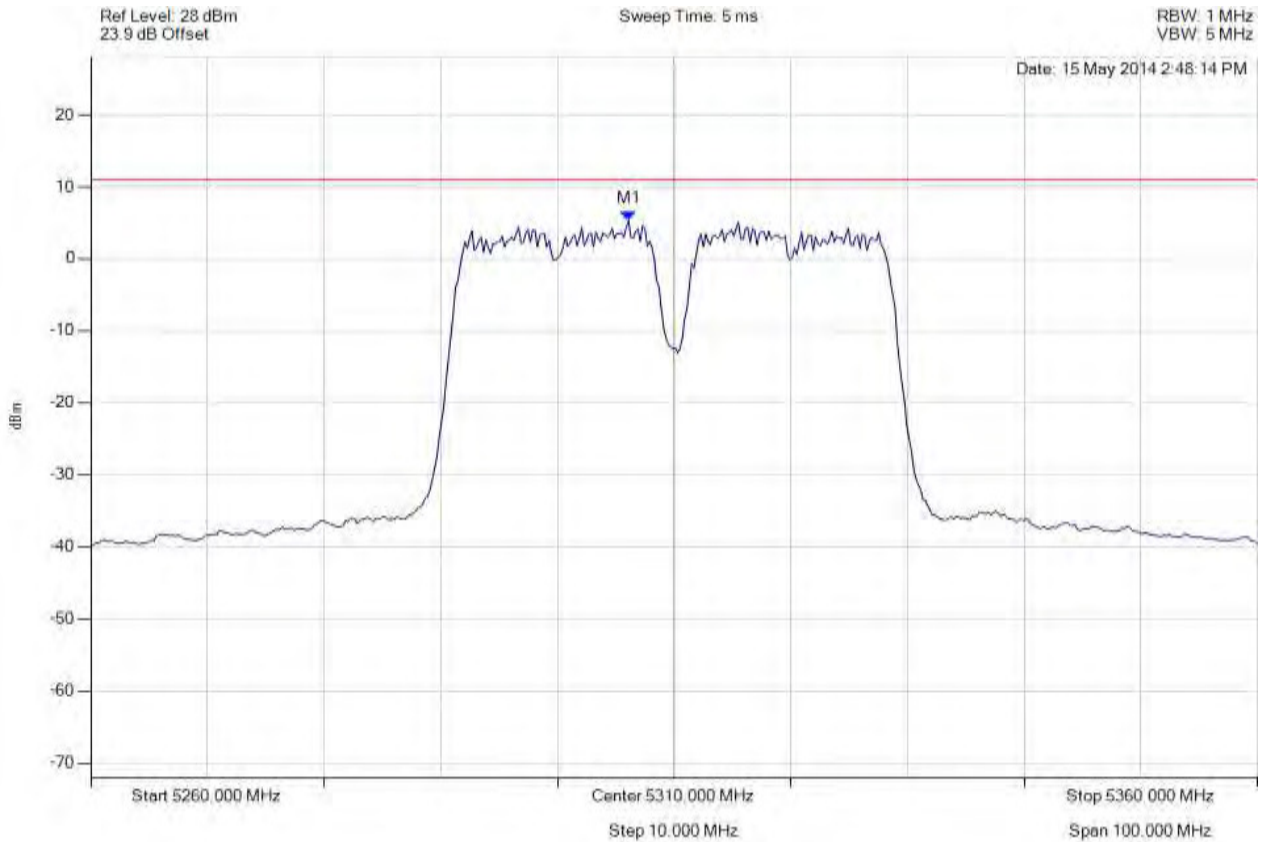


Title: Aruba Networks APIN0214, APIN0215
To: FCC 47 CFR Part 15.407 & IC RSS-210
Serial #: ARUB179-U8 Rev B
Issue Date: 2nd September 2014
Page: 277 of 330



PEAK POWER SPECTRAL DENSITY

Variant: 802.11n HT-40, Channel: 5310.00 MHz, SUM, Temp: Ambient, Voltage: 12 Vdc



Analyser Setup	Marker : Frequency : Amplitude	Test Results
Detector = RMS Sweep Count = 100 RF Atten (dB) = 20 Trace Mode = VIEW	M1 : 5306.092 MHz : 5.337 dBm	Limit: ≤ 11.0 dBm Margin: -5.7 dB

[Back to the Matrix](#)

This test report may be reproduced in full only. The document may only be updated by MiCOM Labs personnel. Any changes will be noted in the Document History section of the report.

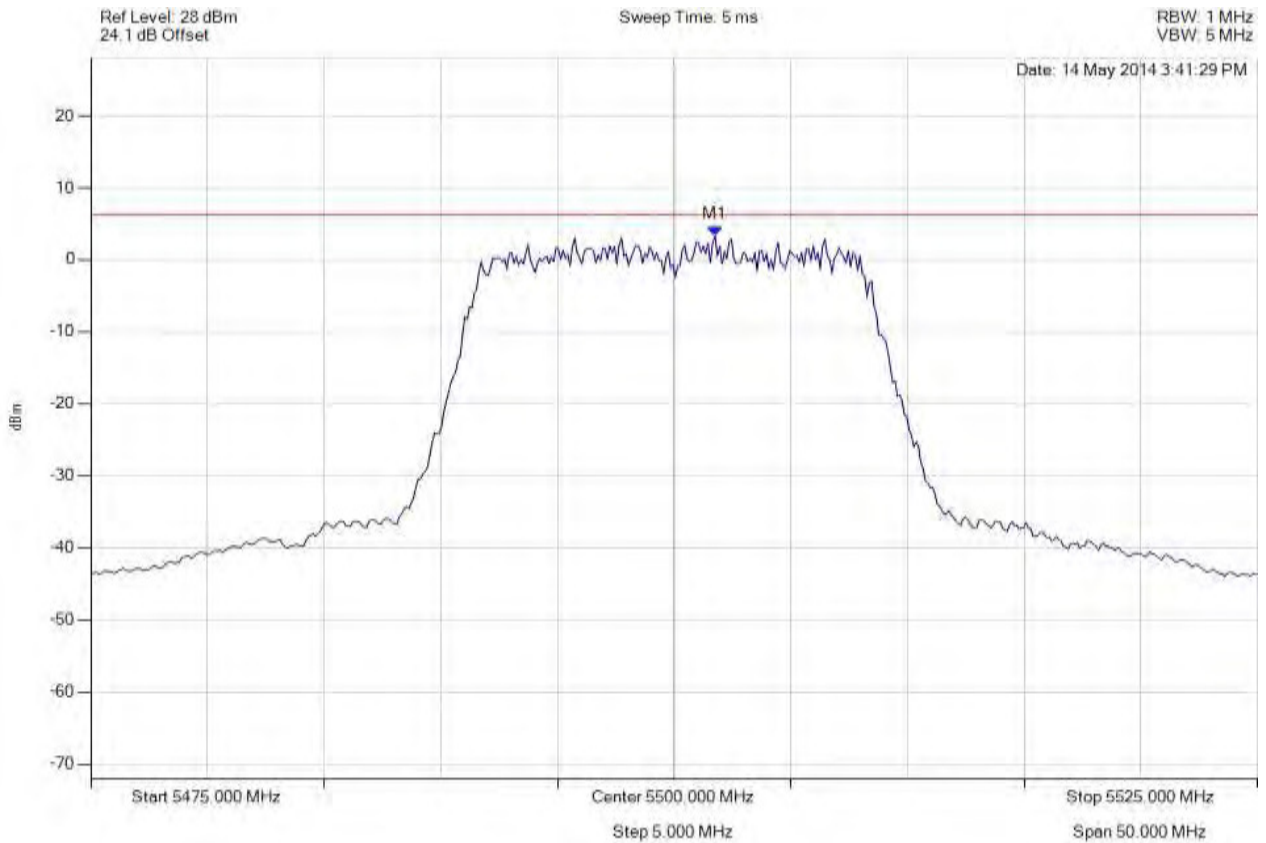


Title: Aruba Networks APIN0214, APIN0215
To: FCC 47 CFR Part 15.407 & IC RSS-210
Serial #: ARUB179-U8 Rev B
Issue Date: 2nd September 2014
Page: 278 of 330



PEAK POWER SPECTRAL DENSITY

Variant: 802.11a, Channel: 5500.00 MHz, Chain a, Temp: Ambient, Voltage: 12 Vdc



Analyser Setup	Marker : Frequency : Amplitude	Test Results
Detector = RMS Sweep Count = 100 RF Atten (dB) = 20 Trace Mode = VIEW	M1 : 5501.754 MHz : 3.295 dBm	Limit: ≤ 6.229 dBm Margin: -2.48 dB

[Back to the Matrix](#)

This test report may be reproduced in full only. The document may only be updated by MiCOM Labs personnel. Any changes will be noted in the Document History section of the report.

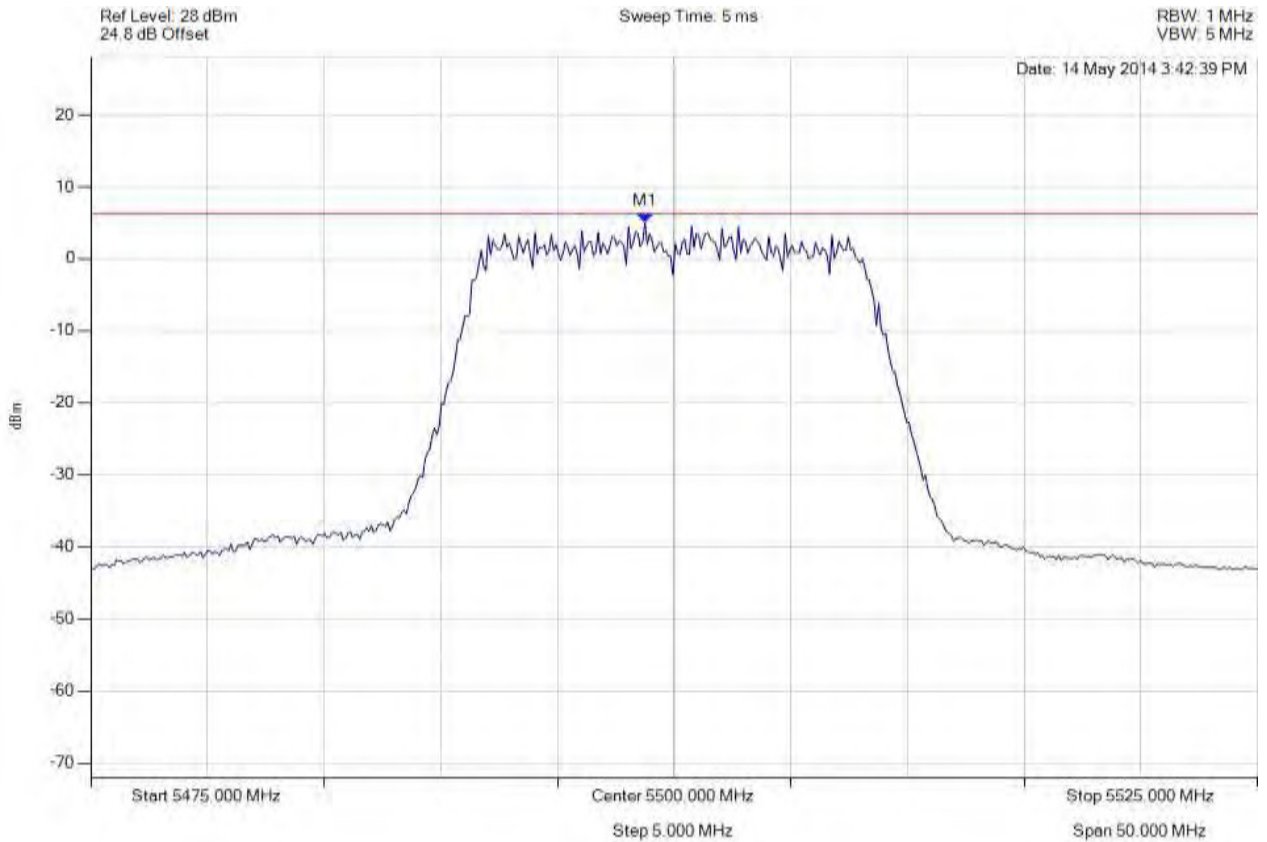


Title: Aruba Networks APIN0214, APIN0215
To: FCC 47 CFR Part 15.407 & IC RSS-210
Serial #: ARUB179-U8 Rev B
Issue Date: 2nd September 2014
Page: 279 of 330



PEAK POWER SPECTRAL DENSITY

Variant: 802.11a, Channel: 5500.00 MHz, Chain b, Temp: Ambient, Voltage: 12 Vdc



Analyser Setup	Marker : Frequency : Amplitude	Test Results
Detector = RMS Sweep Count = 100 RF Atten (dB) = 20 Trace Mode = VIEW	M1 : 5498.747 MHz : 5.002 dBm	Limit: ≤ 6.229 dBm Margin: -0.77 dB

[Back to the Matrix](#)

This test report may be reproduced in full only. The document may only be updated by MiCOM Labs personnel. Any changes will be noted in the Document History section of the report.

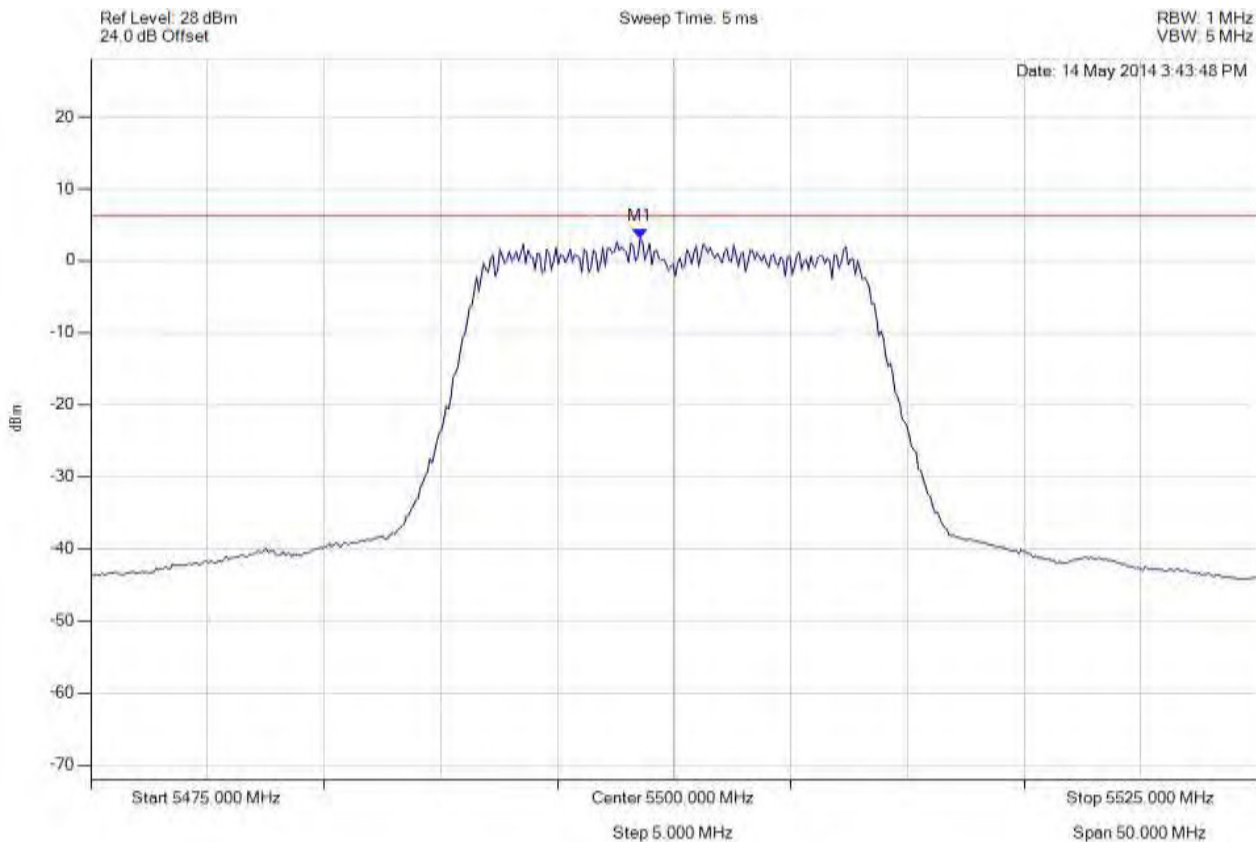


Title: Aruba Networks APIN0214, APIN0215
To: FCC 47 CFR Part 15.407 & IC RSS-210
Serial #: ARUB179-U8 Rev B
Issue Date: 2nd September 2014
Page: 280 of 330



PEAK POWER SPECTRAL DENSITY

Variant: 802.11a, Channel: 5500.00 MHz, Chain c, Temp: Ambient, Voltage: 12 Vdc



Analyser Setup	Marker : Frequency : Amplitude	Test Results
Detector = RMS Sweep Count = 100 RF Atten (dB) = 20 Trace Mode = VIEW	M1 : 5498.547 MHz : 3.168 dBm	Limit: ≤ 6.229 dBm Margin: -2.60 dB

[Back to the Matrix](#)

This test report may be reproduced in full only. The document may only be updated by MiCOM Labs personnel. Any changes will be noted in the Document History section of the report.

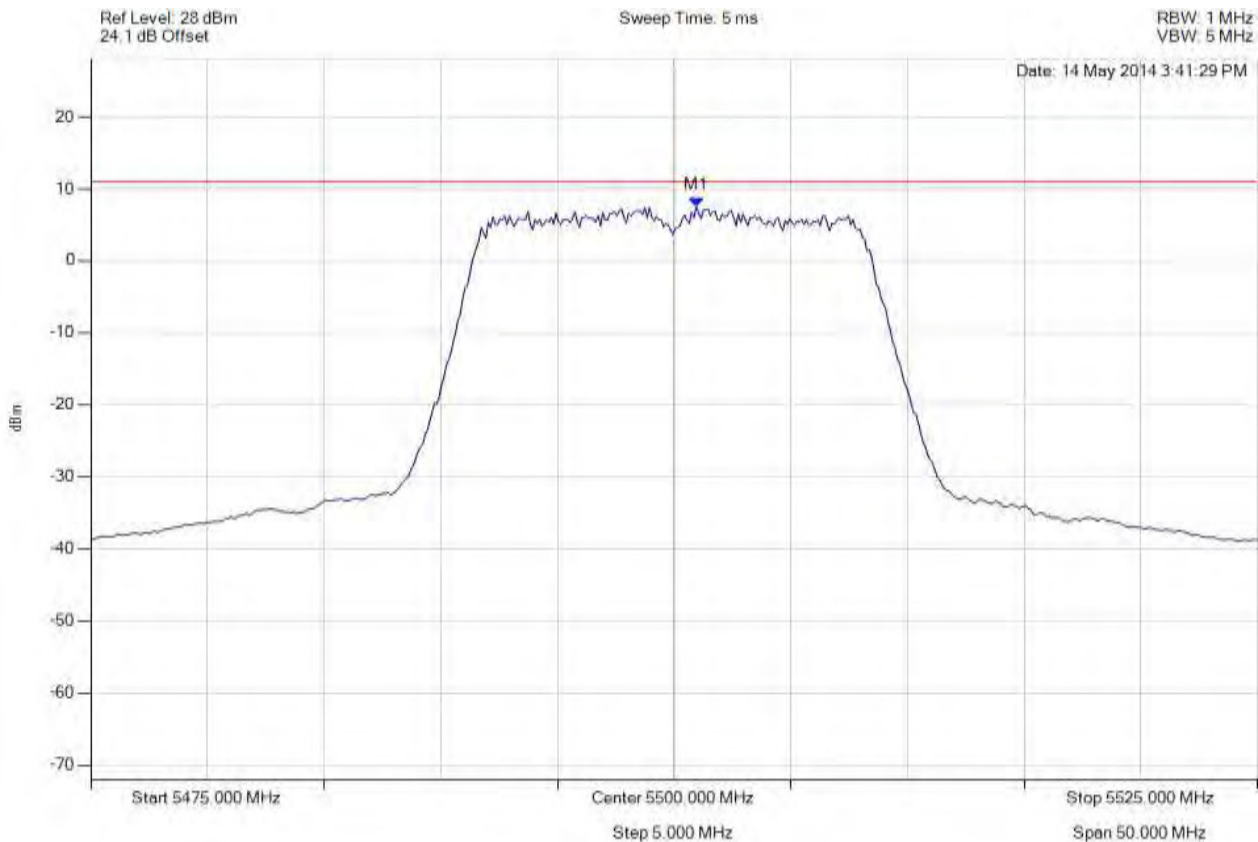


Title: Aruba Networks APIN0214, APIN0215
To: FCC 47 CFR Part 15.407 & IC RSS-210
Serial #: ARUB179-U8 Rev B
Issue Date: 2nd September 2014
Page: 281 of 330



PEAK POWER SPECTRAL DENSITY

Variant: 802.11a, Channel: 5500.00 MHz, SUM, Temp: Ambient, Voltage: 12 Vdc



Analyser Setup	Marker : Frequency : Amplitude	Test Results
Detector = RMS Sweep Count = 100 RF Atten (dB) = 20 Trace Mode = VIEW	M1 : 5500.952 MHz : 7.489 dBm	Limit: ≤ 11.0 dBm Margin: -3.5 dB

[Back to the Matrix](#)

This test report may be reproduced in full only. The document may only be updated by MiCOM Labs personnel. Any changes will be noted in the Document History section of the report.

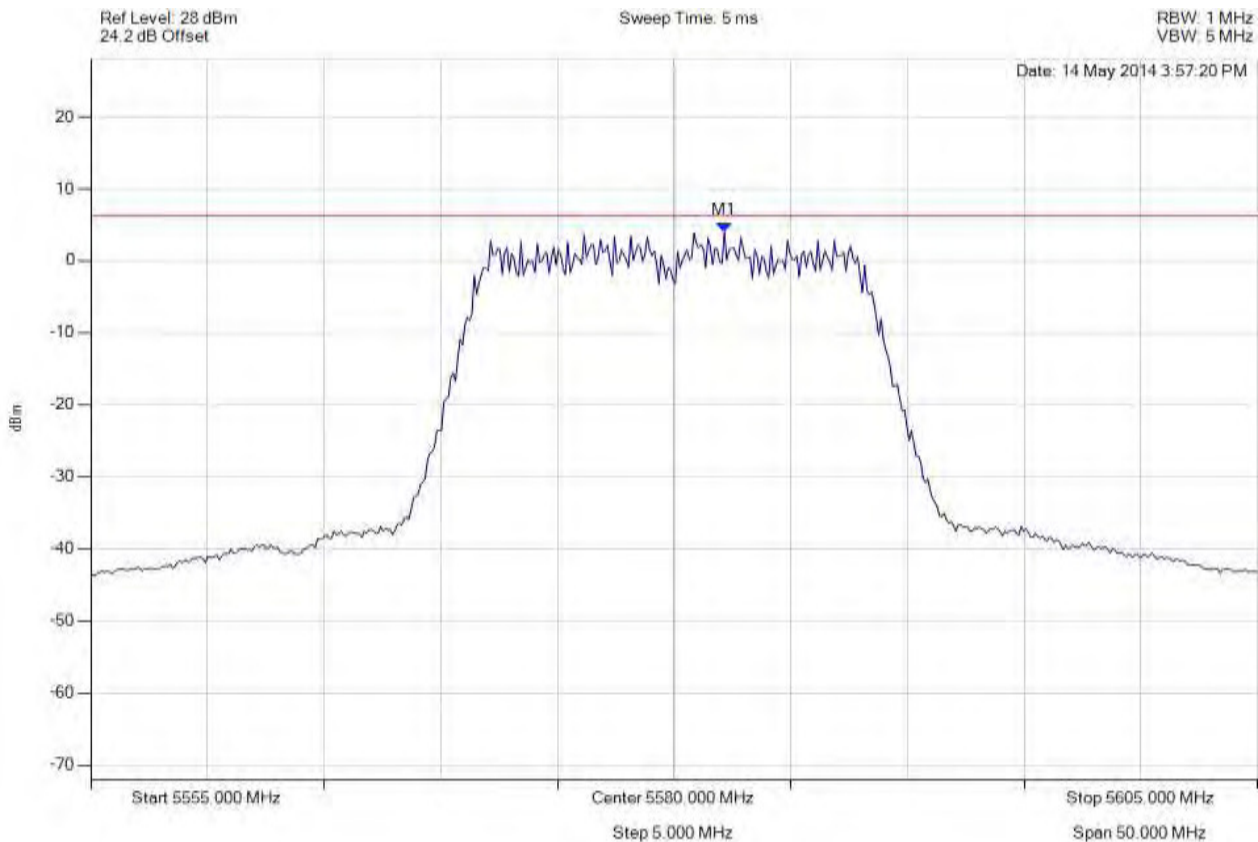


Title: Aruba Networks APIN0214, APIN0215
To: FCC 47 CFR Part 15.407 & IC RSS-210
Serial #: ARUB179-U8 Rev B
Issue Date: 2nd September 2014
Page: 282 of 330



PEAK POWER SPECTRAL DENSITY

Variant: 802.11a, Channel: 5580.00 MHz, Chain a, Temp: Ambient, Voltage: 12 Vdc



Analyser Setup	Marker : Frequency : Amplitude	Test Results
Detector = RMS Sweep Count = 100 RF Atten (dB) = 20 Trace Mode = VIEW	M1 : 5582.154 MHz : 3.959 dBm	Limit: ≤ 6.229 dBm Margin: -1.81 dB

[Back to the Matrix](#)

This test report may be reproduced in full only. The document may only be updated by MiCOM Labs personnel. Any changes will be noted in the Document History section of the report.

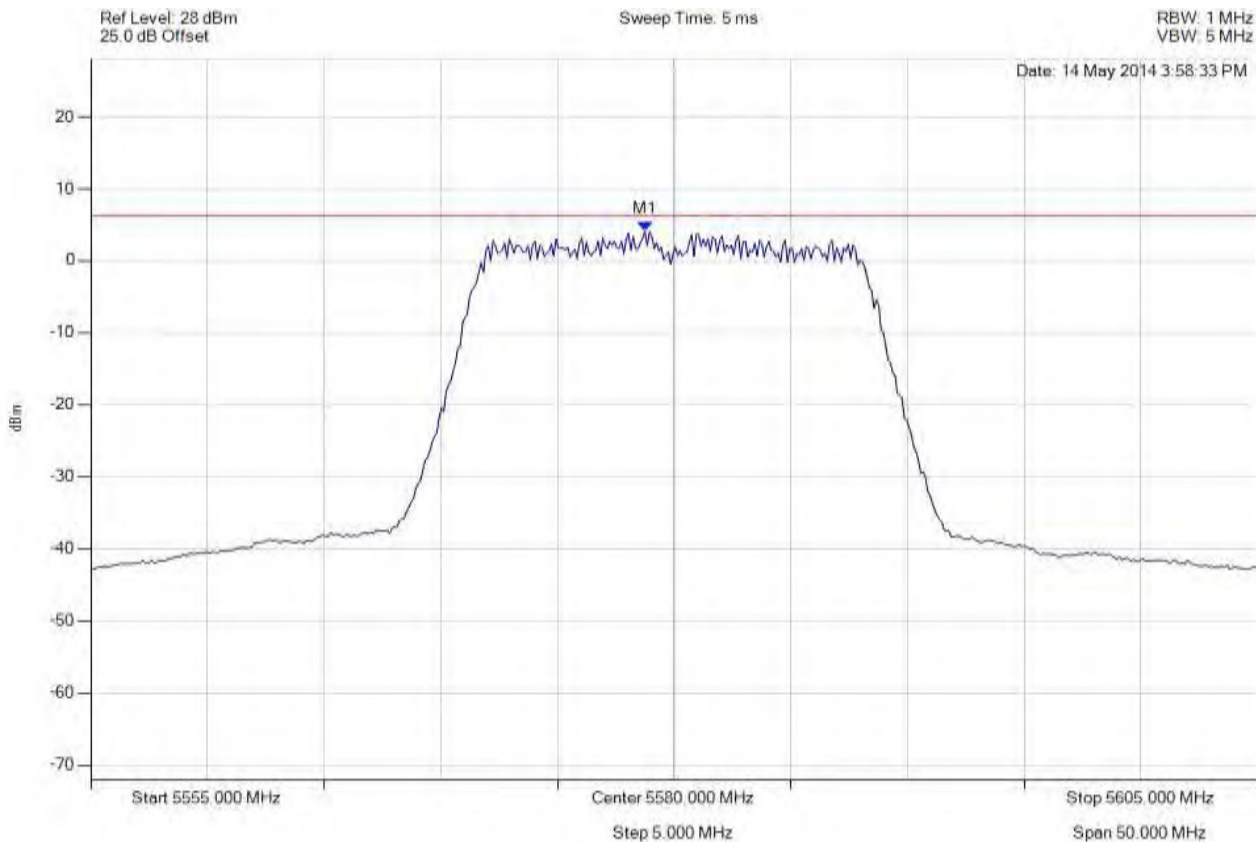


Title: Aruba Networks APIN0214, APIN0215
To: FCC 47 CFR Part 15.407 & IC RSS-210
Serial #: ARUB179-U8 Rev B
Issue Date: 2nd September 2014
Page: 283 of 330



PEAK POWER SPECTRAL DENSITY

Variant: 802.11a, Channel: 5580.00 MHz, Chain b, Temp: Ambient, Voltage: 12 Vdc



Analyser Setup	Marker : Frequency : Amplitude	Test Results
Detector = RMS Sweep Count = 100 RF Atten (dB) = 20 Trace Mode = VIEW	M1 : 5578.747 MHz : 4.085 dBm	Limit: ≤ 6.229 dBm Margin: -1.69 dB

[Back to the Matrix](#)

This test report may be reproduced in full only. The document may only be updated by MiCOM Labs personnel. Any changes will be noted in the Document History section of the report.

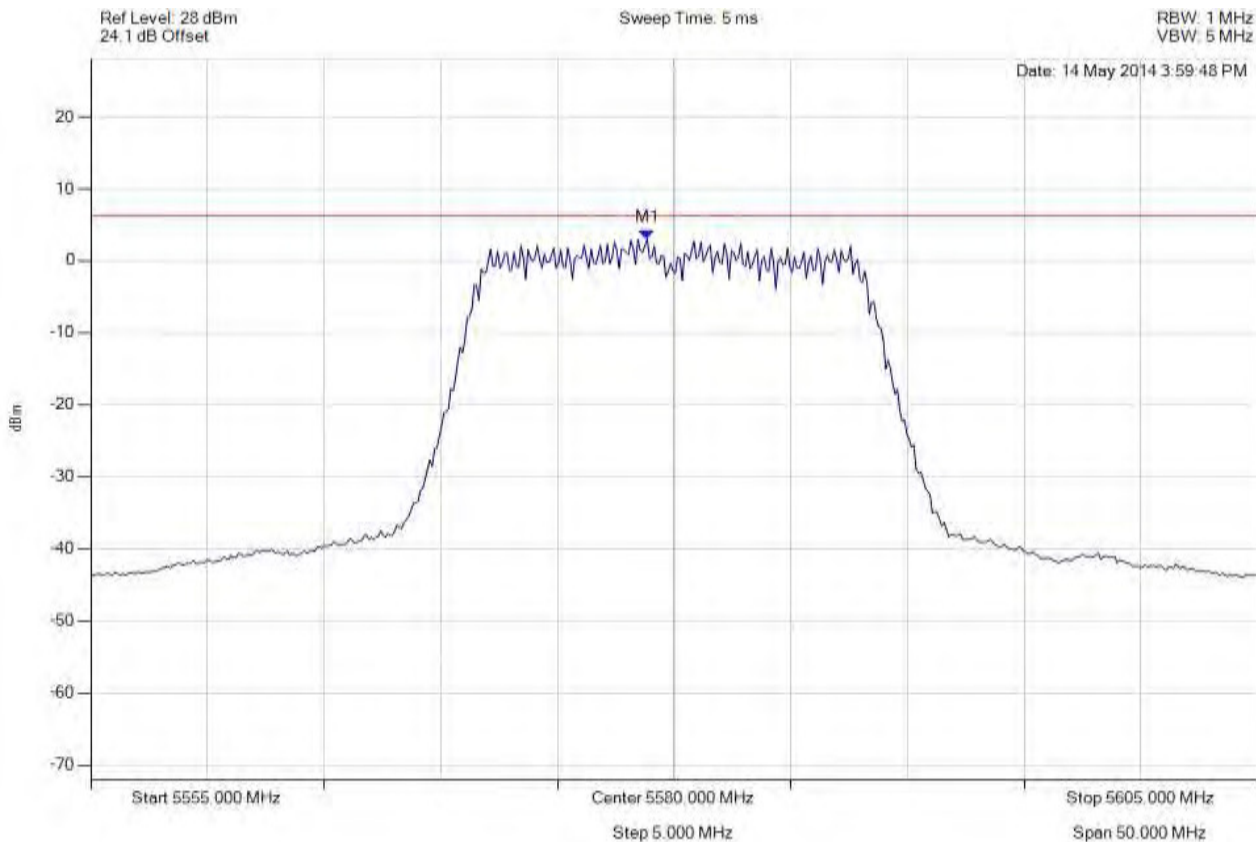


Title: Aruba Networks APIN0214, APIN0215
To: FCC 47 CFR Part 15.407 & IC RSS-210
Serial #: ARUB179-U8 Rev B
Issue Date: 2nd September 2014
Page: 284 of 330



PEAK POWER SPECTRAL DENSITY

Variant: 802.11a, Channel: 5580.00 MHz, Chain c, Temp: Ambient, Voltage: 12 Vdc



Analyser Setup	Marker : Frequency : Amplitude	Test Results
Detector = RMS Sweep Count = 100 RF Atten (dB) = 20 Trace Mode = VIEW	M1 : 5578.848 MHz : 3.012 dBm	Limit: ≤ 6.229 dBm Margin: -2.76 dB

[Back to the Matrix](#)

This test report may be reproduced in full only. The document may only be updated by MiCOM Labs personnel. Any changes will be noted in the Document History section of the report.

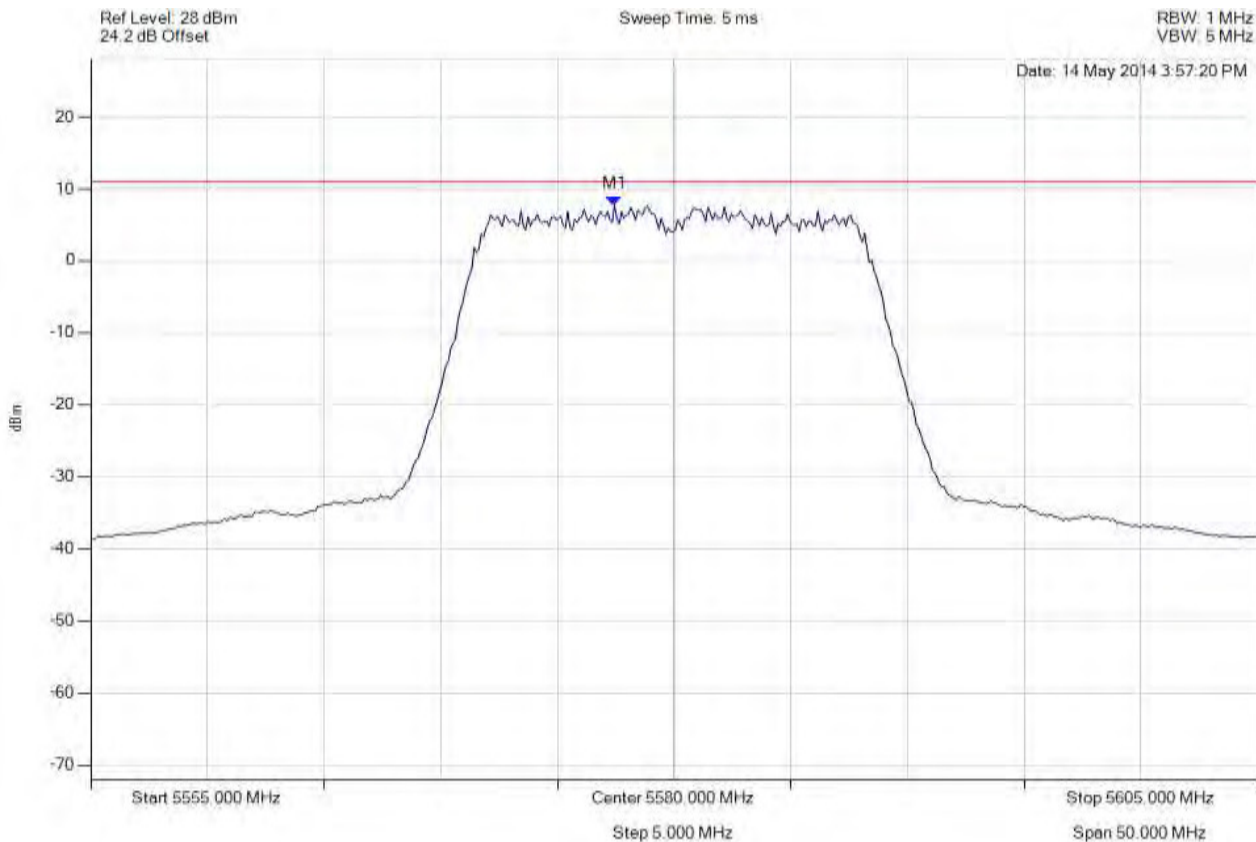


Title: Aruba Networks APIN0214, APIN0215
To: FCC 47 CFR Part 15.407 & IC RSS-210
Serial #: ARUB179-U8 Rev B
Issue Date: 2nd September 2014
Page: 285 of 330



PEAK POWER SPECTRAL DENSITY

Variant: 802.11a, Channel: 5580.00 MHz, SUM, Temp: Ambient, Voltage: 12 Vdc



Analyser Setup	Marker : Frequency : Amplitude	Test Results
Detector = RMS Sweep Count = 100 RF Atten (dB) = 20 Trace Mode = VIEW	M1 : 5577.445 MHz : 7.658 dBm	Limit: ≤ 11.0 dBm Margin: -3.3 dB

[Back to the Matrix](#)

This test report may be reproduced in full only. The document may only be updated by MiCOM Labs personnel. Any changes will be noted in the Document History section of the report.

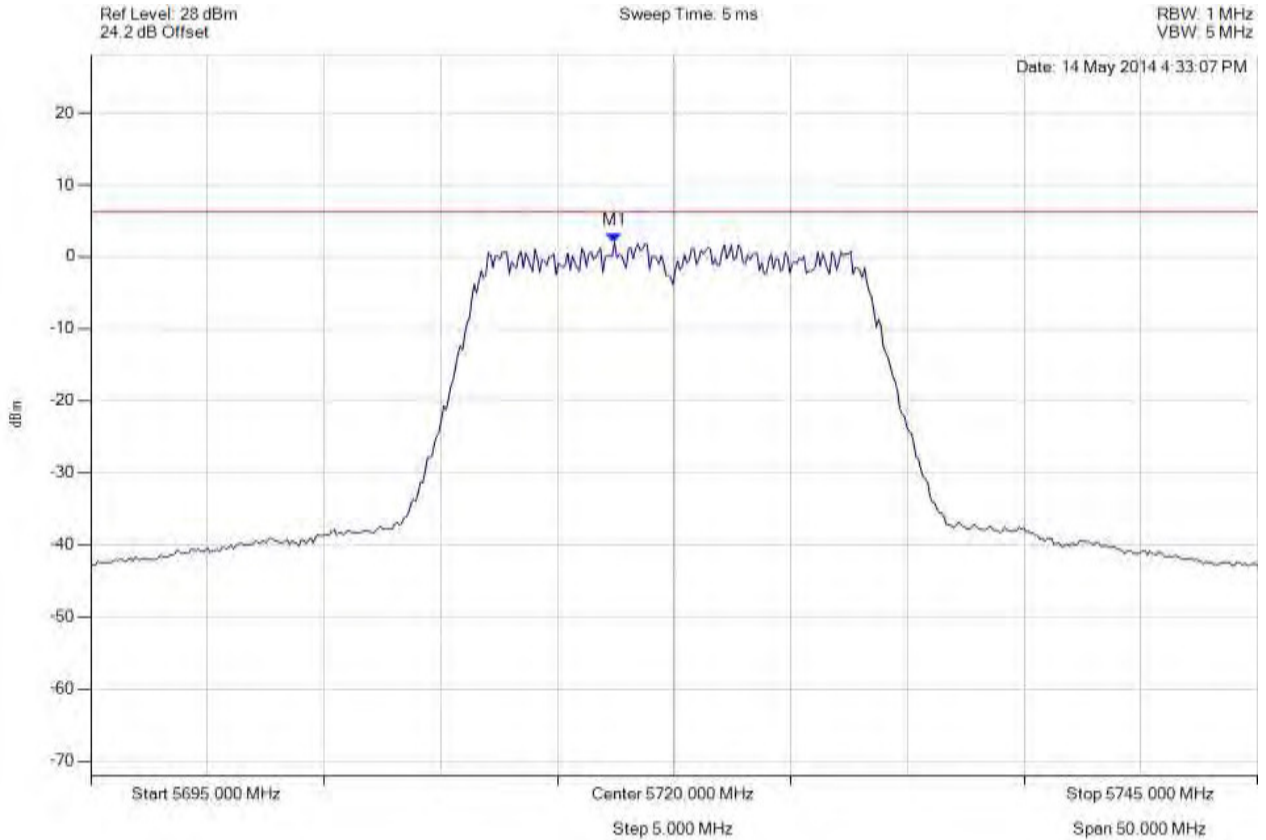


Title: Aruba Networks APIN0214, APIN0215
To: FCC 47 CFR Part 15.407 & IC RSS-210
Serial #: ARUB179-U8 Rev B
Issue Date: 2nd September 2014
Page: 286 of 330



PEAK POWER SPECTRAL DENSITY

Variant: 802.11a, Channel: 5720.00 MHz, Chain a, Temp: Ambient, Voltage: 12 Vdc



Analyser Setup	Marker : Frequency : Amplitude	Test Results
Detector = RMS Sweep Count = 100 RF Atten (dB) = 20 Trace Mode = VIEW	M1 : 5717.445 MHz : 2.003 dBm	Limit: ≤ 6.229 dBm Margin: -3.77 dB

[Back to the Matrix](#)

This test report may be reproduced in full only. The document may only be updated by MiCOM Labs personnel. Any changes will be noted in the Document History section of the report.

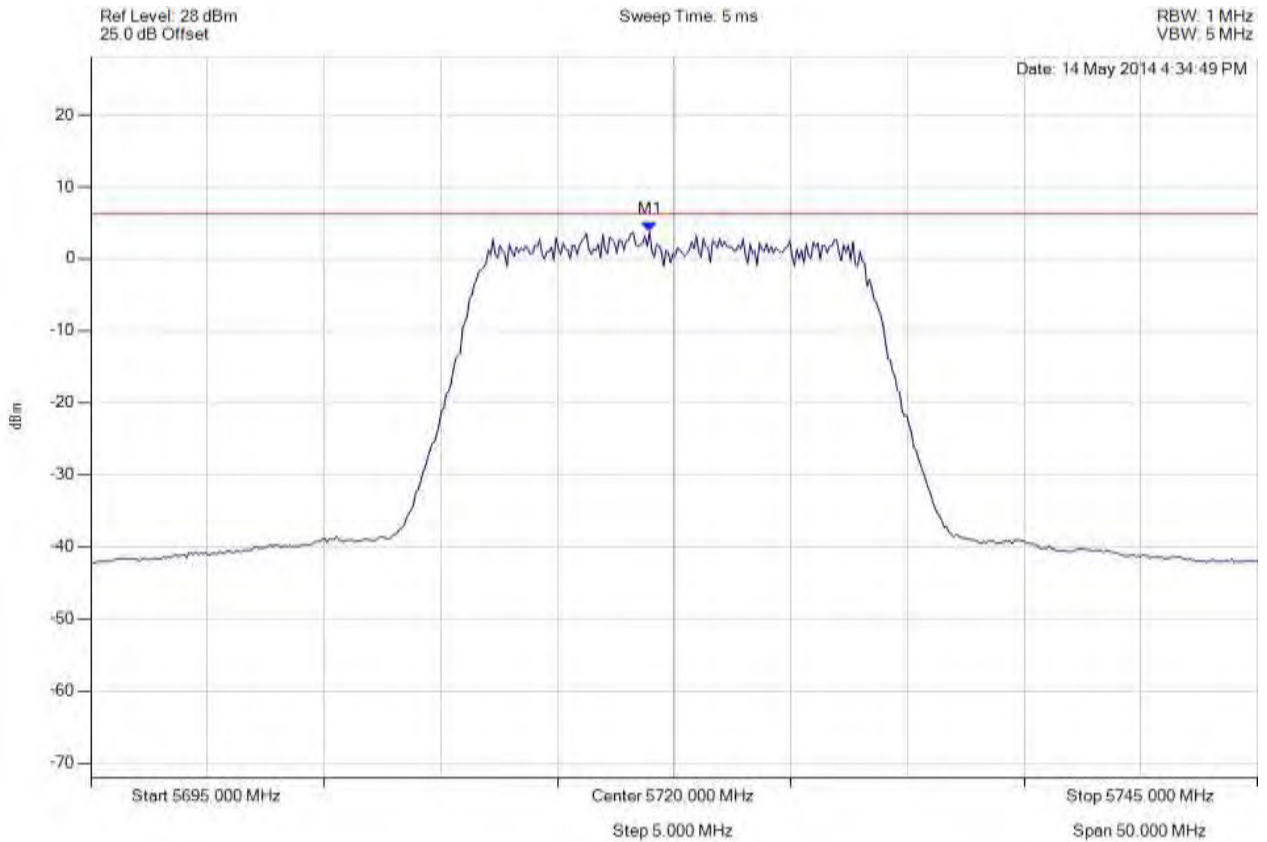


Title: Aruba Networks APIN0214, APIN0215
To: FCC 47 CFR Part 15.407 & IC RSS-210
Serial #: ARUB179-U8 Rev B
Issue Date: 2nd September 2014
Page: 287 of 330



PEAK POWER SPECTRAL DENSITY

Variant: 802.11a, Channel: 5720.00 MHz, Chain b, Temp: Ambient, Voltage: 12 Vdc



Analyser Setup	Marker : Frequency : Amplitude	Test Results
Detector = RMS Sweep Count = 100 RF Atten (dB) = 20 Trace Mode = VIEW	M1 : 5718.948 MHz : 3.727 dBm	Limit: ≤ 6.229 dBm Margin: -2.04 dB

[Back to the Matrix](#)

This test report may be reproduced in full only. The document may only be updated by MiCOM Labs personnel. Any changes will be noted in the Document History section of the report.

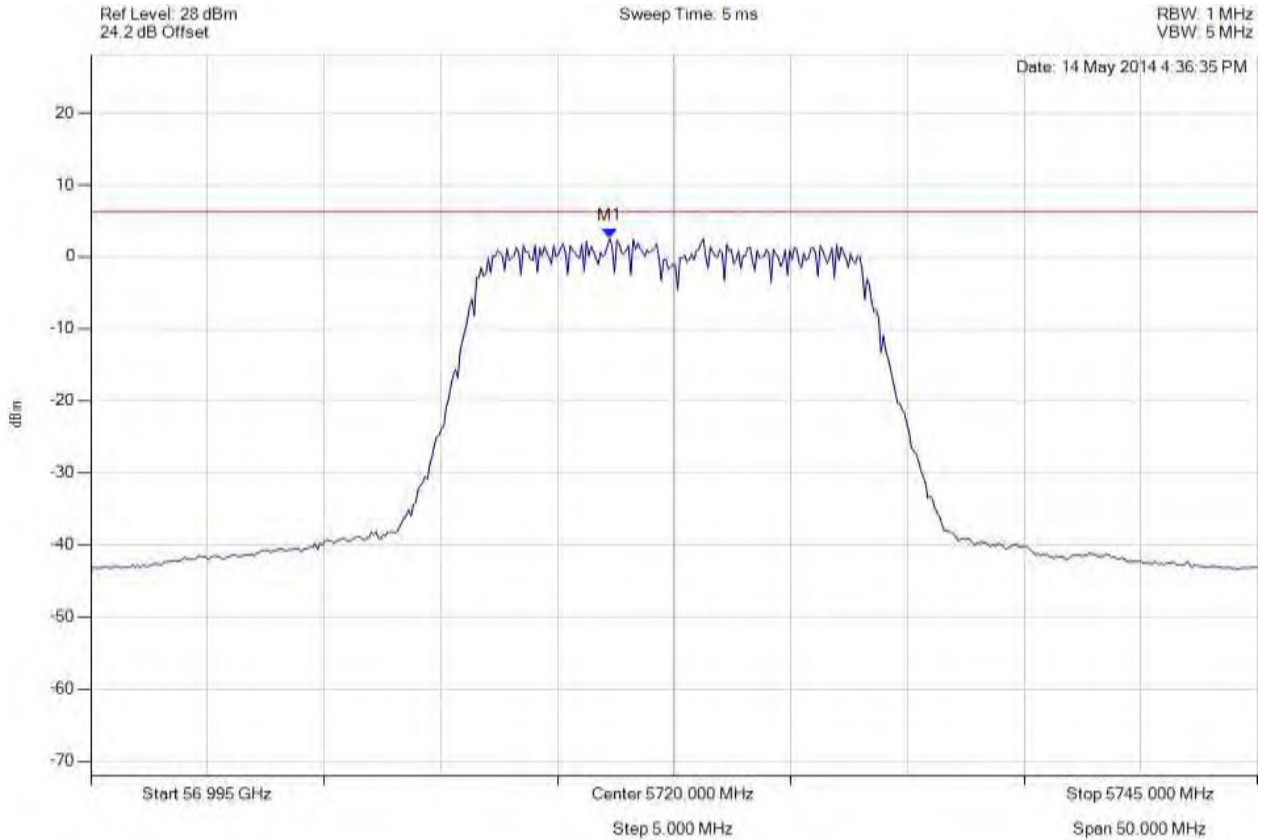


Title: Aruba Networks APIN0214, APIN0215
To: FCC 47 CFR Part 15.407 & IC RSS-210
Serial #: ARUB179-U8 Rev B
Issue Date: 2nd September 2014
Page: 288 of 330



PEAK POWER SPECTRAL DENSITY

Variant: 802.11a, Channel: 5720.00 MHz, Chain c, Temp: Ambient, Voltage: 12 Vdc



Analyser Setup	Marker : Frequency : Amplitude	Test Results
Detector = RMS Sweep Count = 100 RF Atten (dB) = 20 Trace Mode = VIEW	M1 : 5717.244 MHz : 2.572 dBm	Limit: ≤ 6.229 dBm Margin: -3.20 dB

[Back to the Matrix](#)

This test report may be reproduced in full only. The document may only be updated by MiCOM Labs personnel. Any changes will be noted in the Document History section of the report.

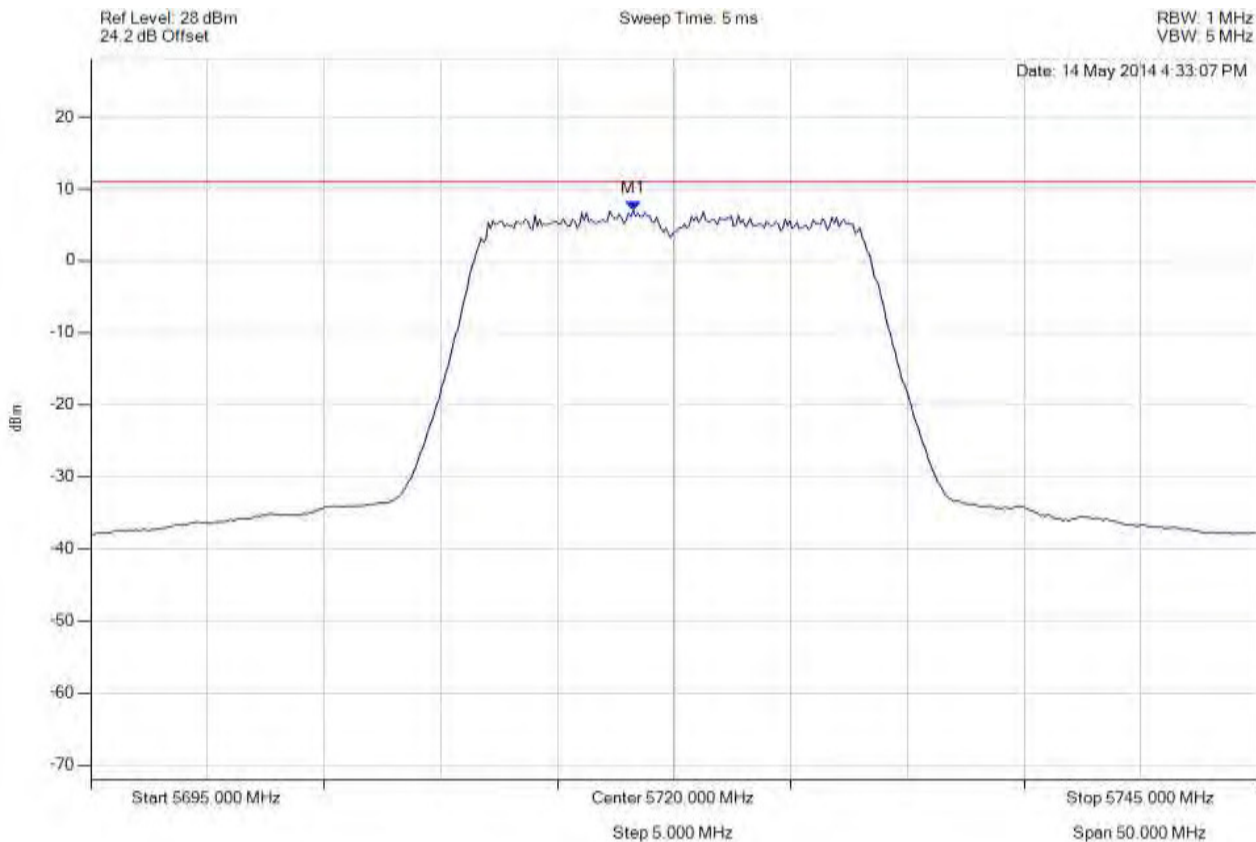


Title: Aruba Networks APIN0214, APIN0215
To: FCC 47 CFR Part 15.407 & IC RSS-210
Serial #: ARUB179-U8 Rev B
Issue Date: 2nd September 2014
Page: 289 of 330



PEAK POWER SPECTRAL DENSITY

Variant: 802.11a, Channel: 5720.00 MHz, SUM, Temp: Ambient, Voltage: 12 Vdc



Analyser Setup	Marker : Frequency : Amplitude	Test Results
Detector = RMS Sweep Count = 100 RF Atten (dB) = 20 Trace Mode = VIEW	M1 : 5718.246 MHz : 7.000 dBm	Limit: ≤ 11.0 dBm Margin: -4.0 dB

[Back to the Matrix](#)

This test report may be reproduced in full only. The document may only be updated by MiCOM Labs personnel. Any changes will be noted in the Document History section of the report.

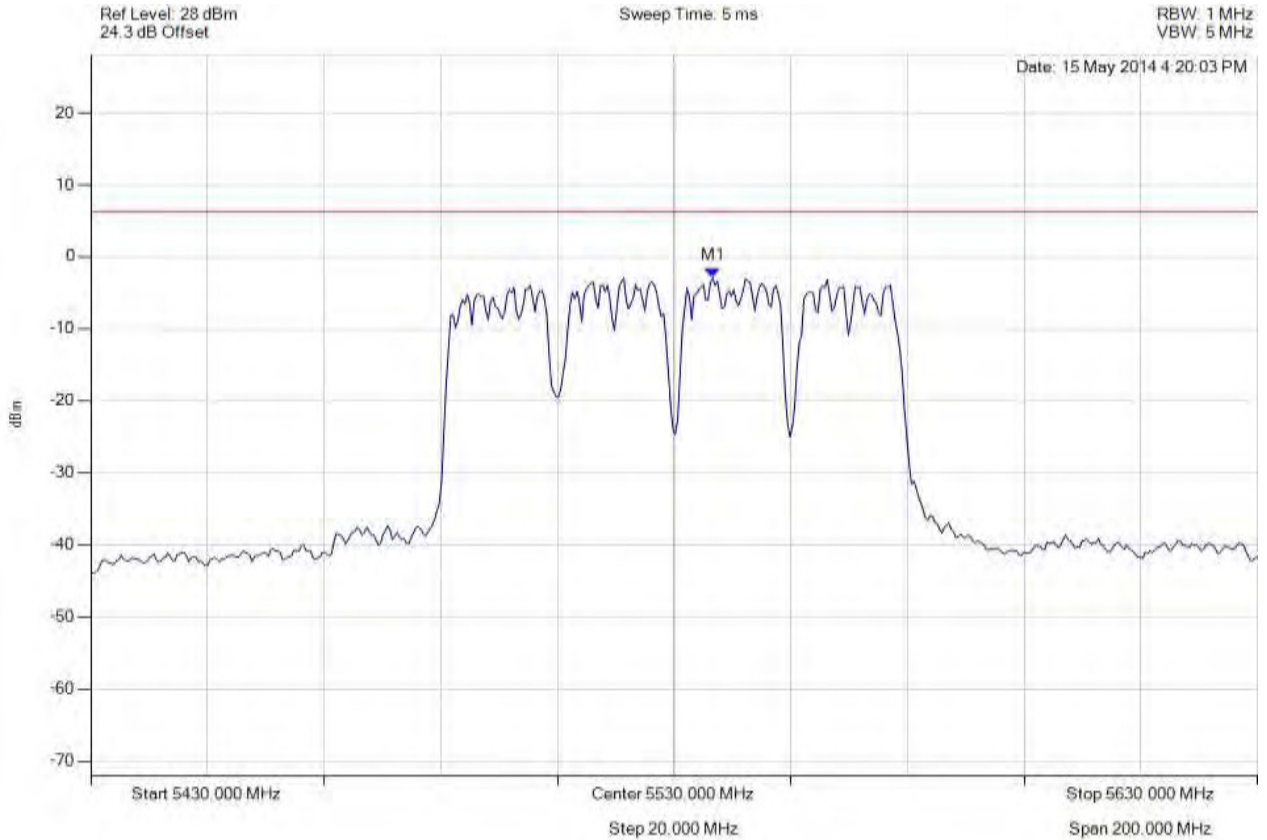


Title: Aruba Networks APIN0214, APIN0215
To: FCC 47 CFR Part 15.407 & IC RSS-210
Serial #: ARUB179-U8 Rev B
Issue Date: 2nd September 2014
Page: 290 of 330



PEAK POWER SPECTRAL DENSITY

Variant: 802.11ac-80, Channel: 5530.00 MHz, Chain a, Temp: Ambient, Voltage: 12 Vdc



Analyser Setup	Marker : Frequency : Amplitude	Test Results
Detector = RMS Sweep Count = 100 RF Atten (dB) = 20 Trace Mode = VIEW	M1 : 5536.613 MHz : -2.937 dBm	Limit: ≤ 6.229 dBm Margin: 8.71 dB

[Back to the Matrix](#)

This test report may be reproduced in full only. The document may only be updated by MiCOM Labs personnel. Any changes will be noted in the Document History section of the report.

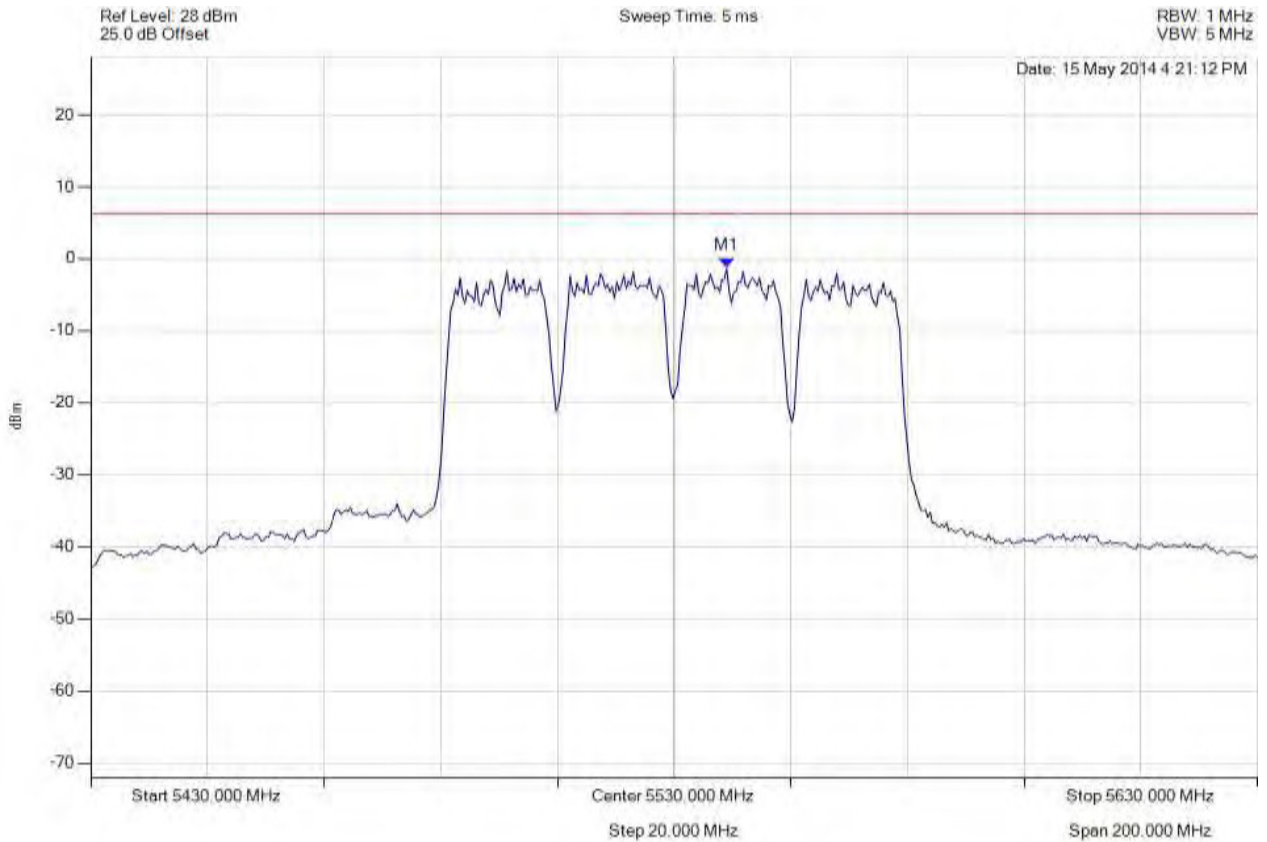


Title: Aruba Networks APIN0214, APIN0215
To: FCC 47 CFR Part 15.407 & IC RSS-210
Serial #: ARUB179-U8 Rev B
Issue Date: 2nd September 2014
Page: 291 of 330



PEAK POWER SPECTRAL DENSITY

Variant: 802.11ac-80, Channel: 5530.00 MHz, Chain b, Temp: Ambient, Voltage: 12 Vdc



Analyser Setup	Marker : Frequency : Amplitude	Test Results
Detector = RMS Sweep Count = 100 RF Atten (dB) = 20 Trace Mode = VIEW	M1 : 5539.018 MHz : -1.261 dBm	Limit: ≤ 6.229 dBm Margin: 7.03 dB

[Back to the Matrix](#)

This test report may be reproduced in full only. The document may only be updated by MiCOM Labs personnel. Any changes will be noted in the Document History section of the report.

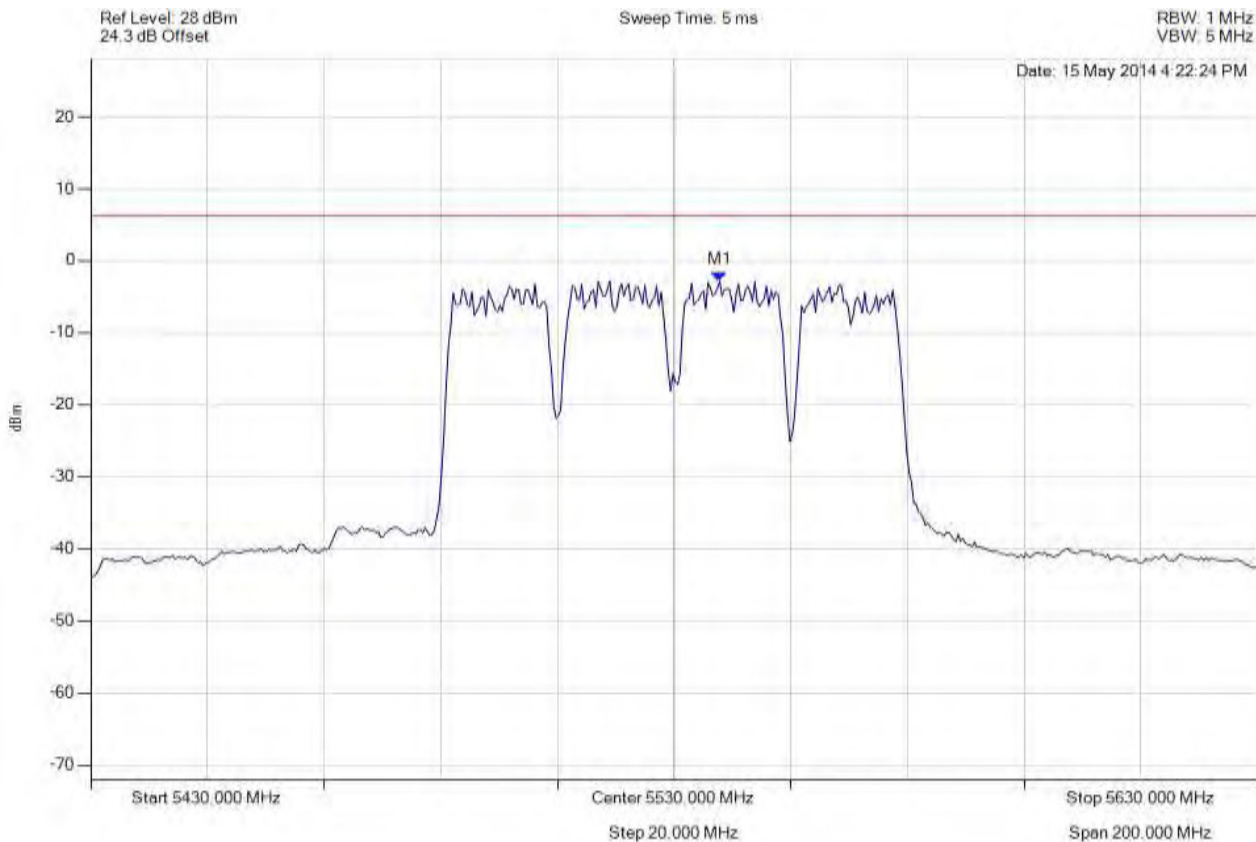


Title: Aruba Networks APIN0214, APIN0215
To: FCC 47 CFR Part 15.407 & IC RSS-210
Serial #: ARUB179-U8 Rev B
Issue Date: 2nd September 2014
Page: 292 of 330



PEAK POWER SPECTRAL DENSITY

Variant: 802.11ac-80, Channel: 5530.00 MHz, Chain c, Temp: Ambient, Voltage: 12 Vdc



Analyser Setup	Marker : Frequency : Amplitude	Test Results
Detector = RMS Sweep Count = 100 RF Atten (dB) = 20 Trace Mode = VIEW	M1 : 5537.816 MHz : -2.809 dBm	Limit: ≤ 6.229 dBm Margin: 8.58 dB

[Back to the Matrix](#)

This test report may be reproduced in full only. The document may only be updated by MiCOM Labs personnel. Any changes will be noted in the Document History section of the report.

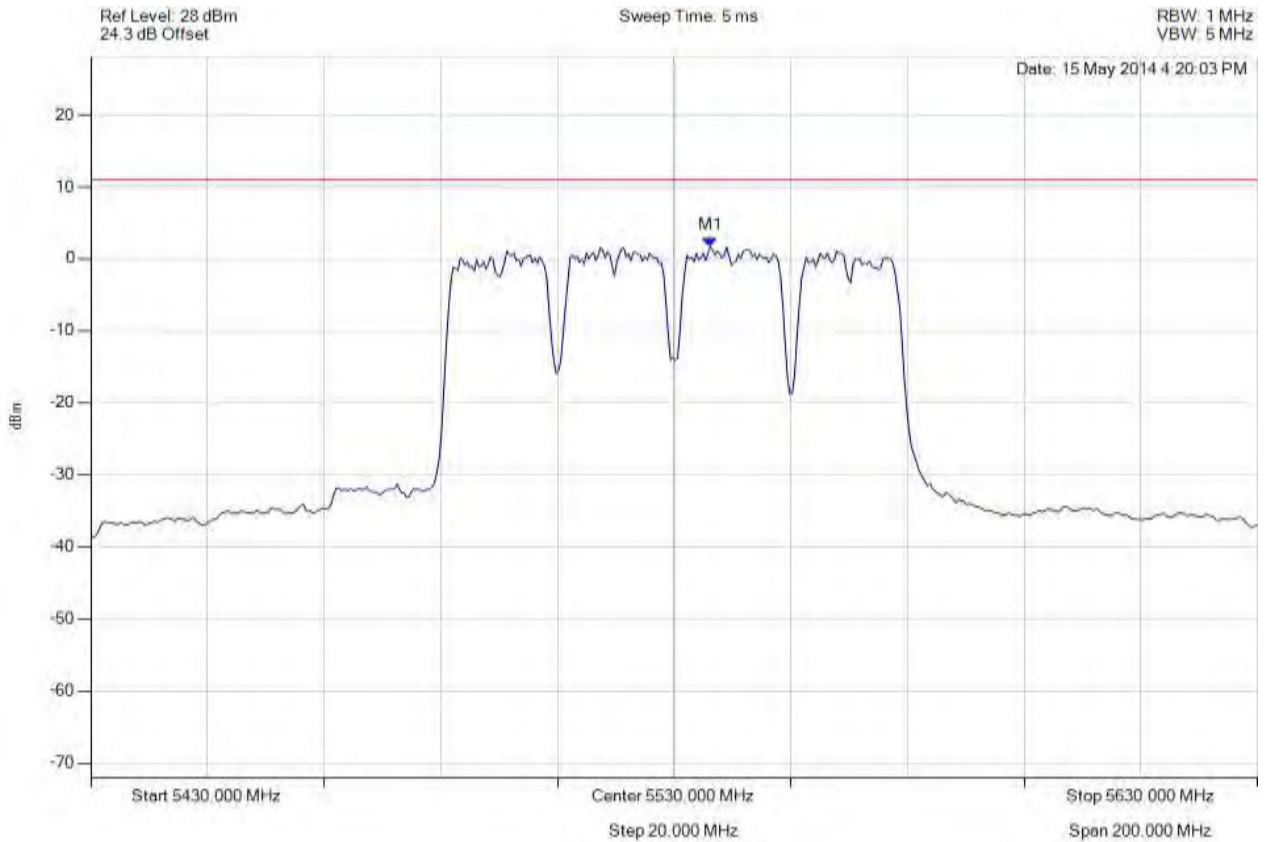


Title: Aruba Networks APIN0214, APIN0215
To: FCC 47 CFR Part 15.407 & IC RSS-210
Serial #: ARUB179-U8 Rev B
Issue Date: 2nd September 2014
Page: 293 of 330



PEAK POWER SPECTRAL DENSITY

Variant: 802.11ac-80, Channel: 5530.00 MHz, SUM, Temp: Ambient, Voltage: 12 Vdc



Analyser Setup	Marker : Frequency : Amplitude	Test Results
Detector = RMS Sweep Count = 100 RF Atten (dB) = 20 Trace Mode = VIEW	M1 : 5536.212 MHz : 1.656 dBm	Limit: ≤ 11.0 dBm Margin: -9.3 dB

[Back to the Matrix](#)

This test report may be reproduced in full only. The document may only be updated by MiCOM Labs personnel. Any changes will be noted in the Document History section of the report.

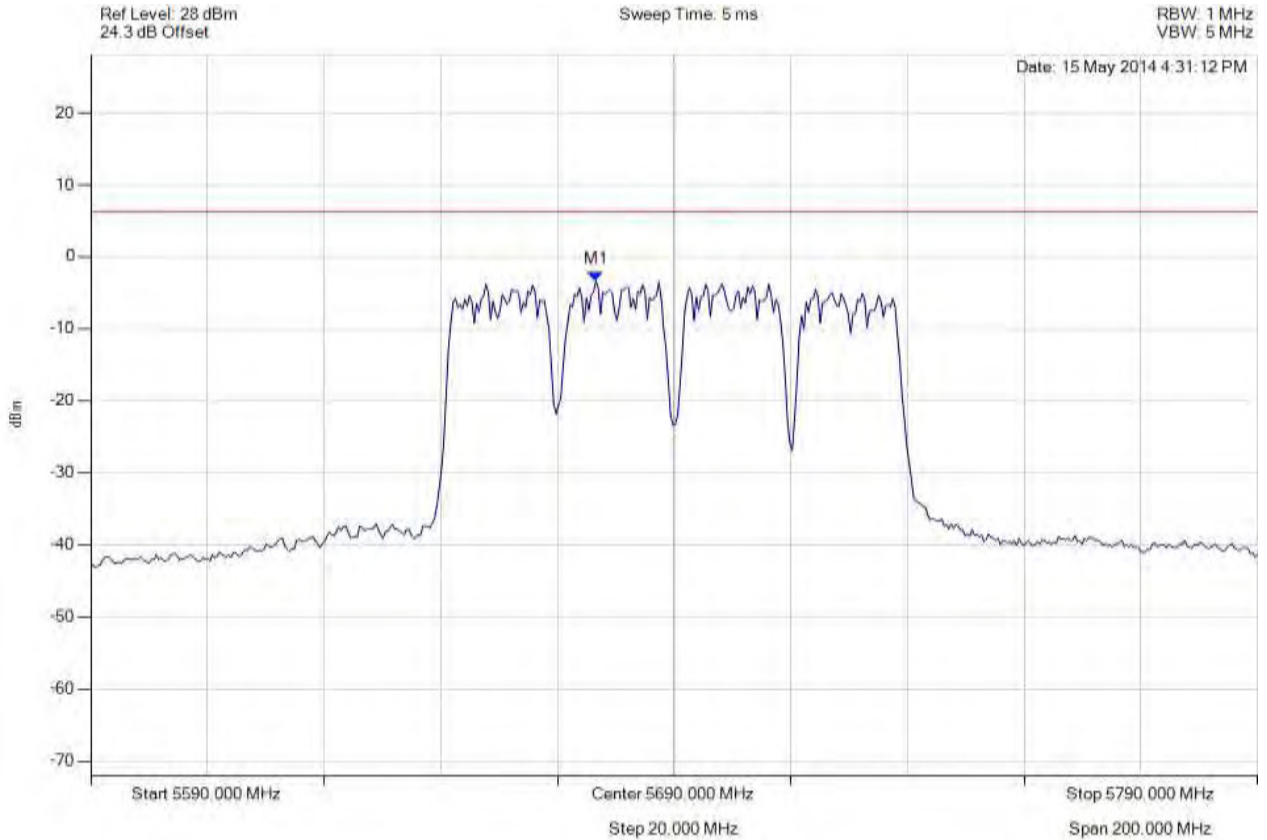


Title: Aruba Networks APIN0214, APIN0215
To: FCC 47 CFR Part 15.407 & IC RSS-210
Serial #: ARUB179-U8 Rev B
Issue Date: 2nd September 2014
Page: 294 of 330



PEAK POWER SPECTRAL DENSITY

Variant: 802.11ac-80, Channel: 5690.00 MHz, Chain a, Temp: Ambient, Voltage: 12 Vdc



Analyser Setup	Marker : Frequency : Amplitude	Test Results
Detector = RMS Sweep Count = 100 RF Atten (dB) = 20 Trace Mode = VIEW	M1 : 5676.573 MHz : -3.393 dBm	Limit: ≤ 6.229 dBm Margin: 9.16 dB

[Back to the Matrix](#)

This test report may be reproduced in full only. The document may only be updated by MiCOM Labs personnel. Any changes will be noted in the Document History section of the report.

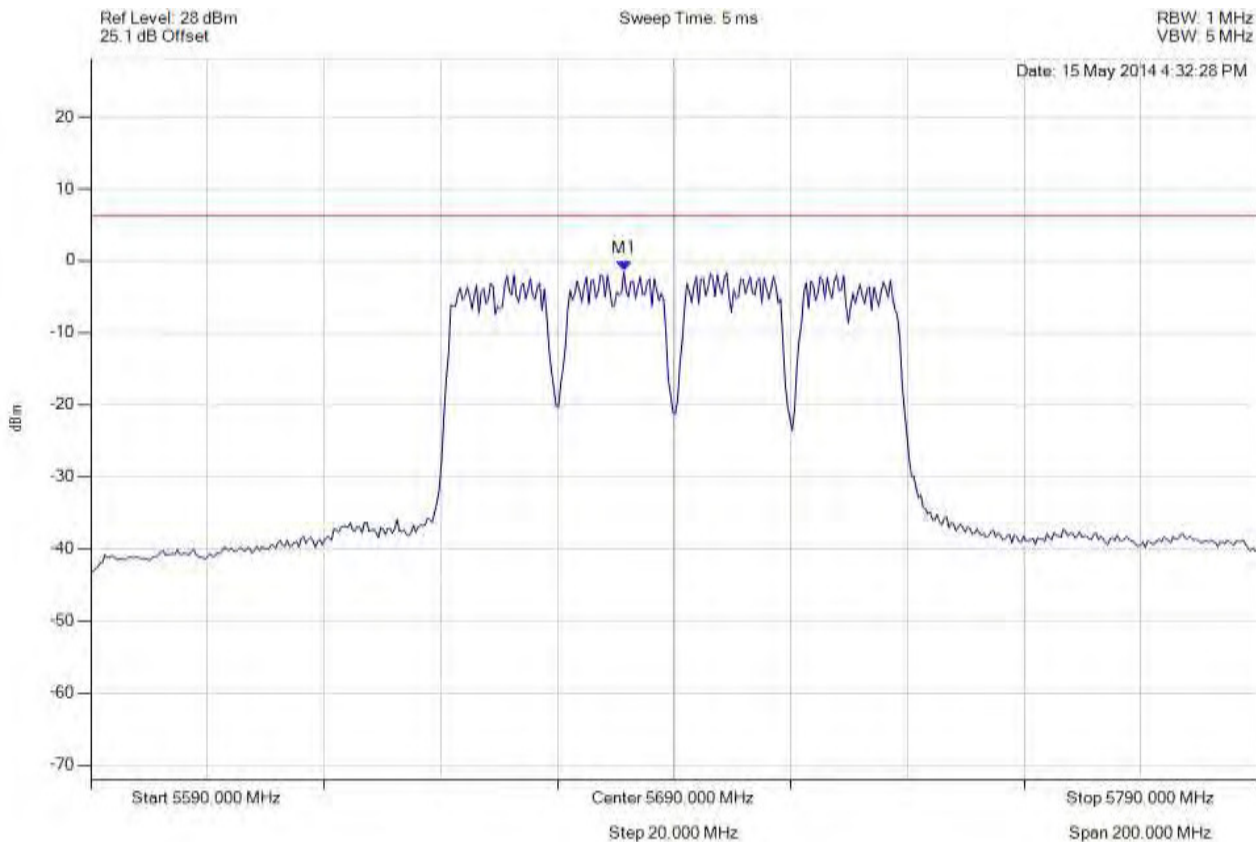


Title: Aruba Networks APIN0214, APIN0215
To: FCC 47 CFR Part 15.407 & IC RSS-210
Serial #: ARUB179-U8 Rev B
Issue Date: 2nd September 2014
Page: 295 of 330



PEAK POWER SPECTRAL DENSITY

Variant: 802.11ac-80, Channel: 5690.00 MHz, Chain b, Temp: Ambient, Voltage: 12 Vdc



Analyser Setup	Marker : Frequency : Amplitude	Test Results
Detector = RMS Sweep Count = 100 RF Atten (dB) = 20 Trace Mode = VIEW	M1 : 5681.383 MHz : -1.432 dBm	Limit: ≤ 6.229 dBm Margin: 7.20 dB

[Back to the Matrix](#)

This test report may be reproduced in full only. The document may only be updated by MiCOM Labs personnel. Any changes will be noted in the Document History section of the report.

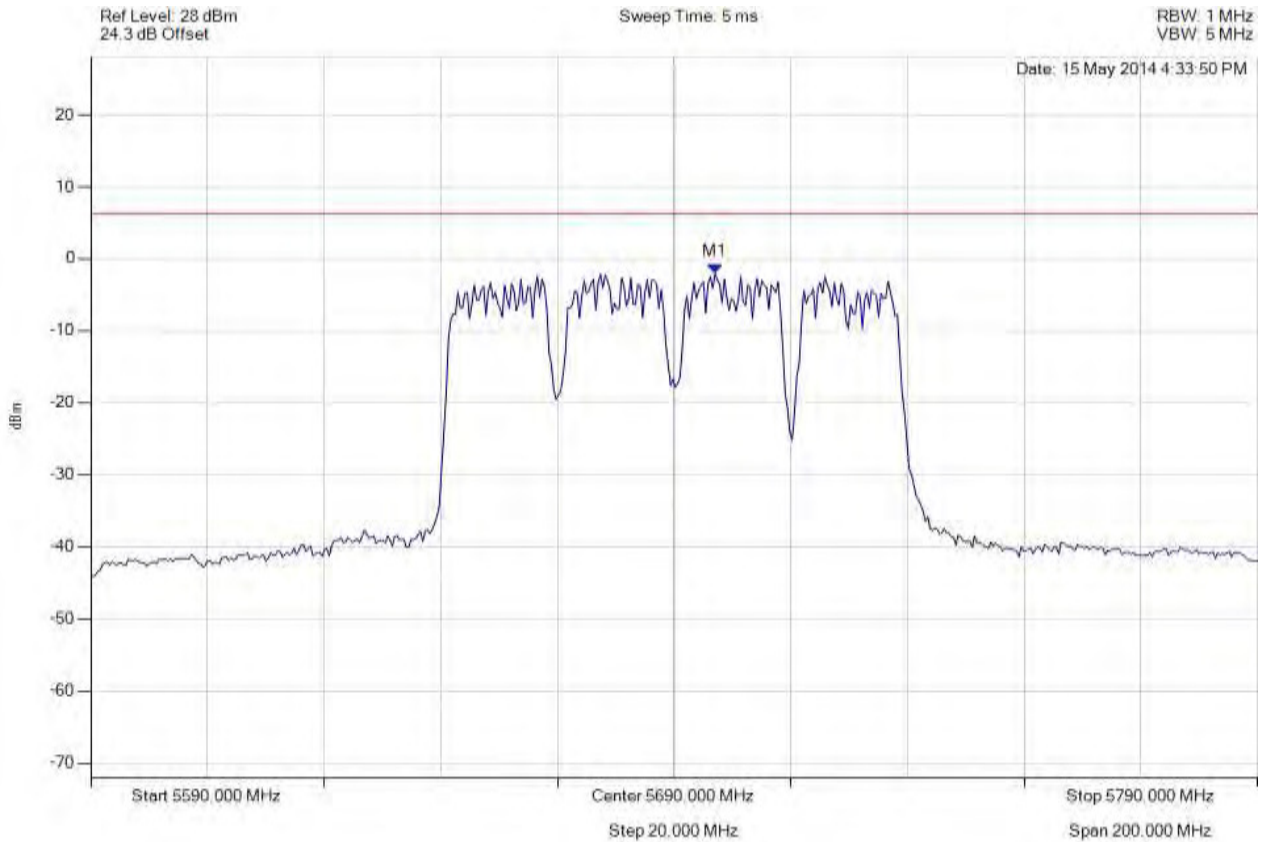


Title: Aruba Networks APIN0214, APIN0215
To: FCC 47 CFR Part 15.407 & IC RSS-210
Serial #: ARUB179-U8 Rev B
Issue Date: 2nd September 2014
Page: 296 of 330



PEAK POWER SPECTRAL DENSITY

Variant: 802.11ac-80, Channel: 5690.00 MHz, Chain c, Temp: Ambient, Voltage: 12 Vdc



Analyser Setup	Marker : Frequency : Amplitude	Test Results
Detector = RMS Sweep Count = 100 RF Atten (dB) = 20 Trace Mode = VIEW	M1 : 5697.014 MHz : -2.069 dBm	Limit: ≤ 6.229 dBm Margin: 7.84 dB

[Back to the Matrix](#)

This test report may be reproduced in full only. The document may only be updated by MiCOM Labs personnel. Any changes will be noted in the Document History section of the report.

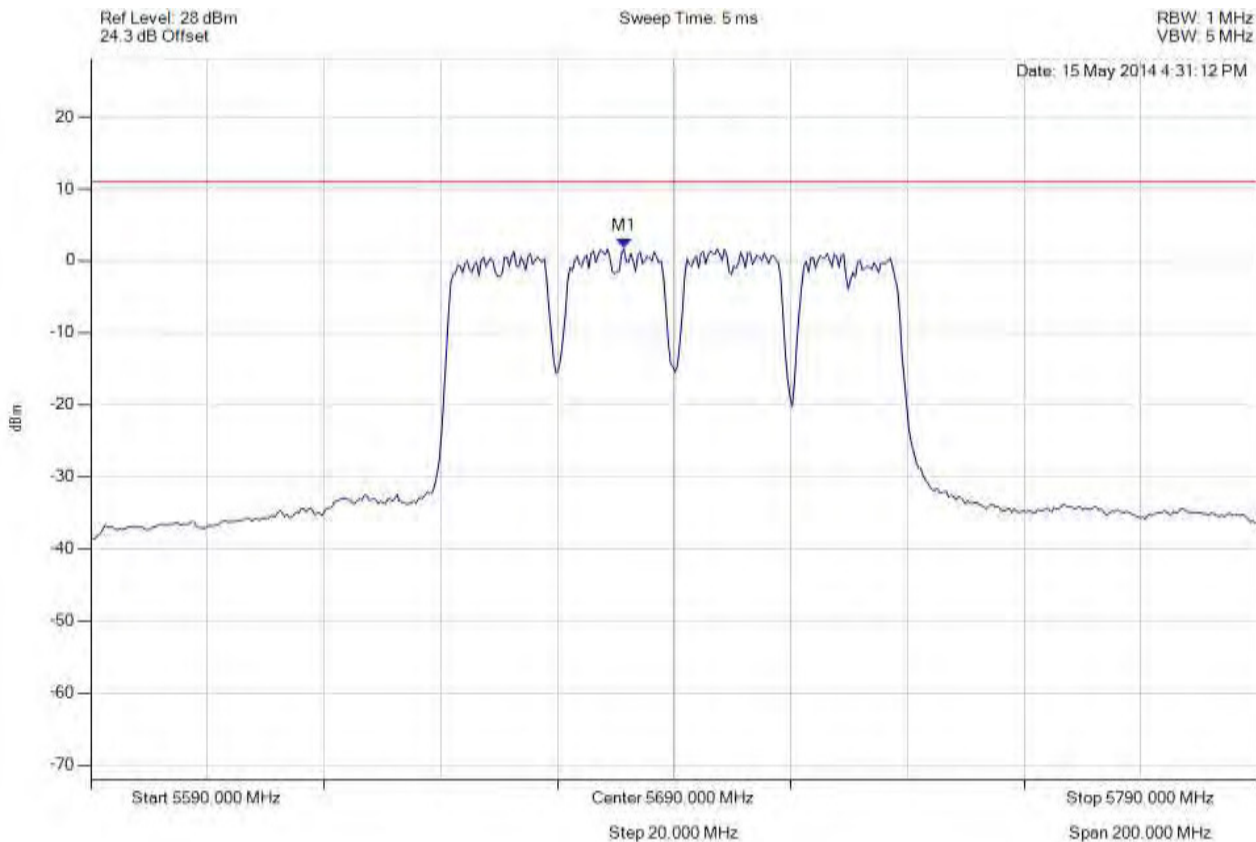


Title: Aruba Networks APIN0214, APIN0215
To: FCC 47 CFR Part 15.407 & IC RSS-210
Serial #: ARUB179-U8 Rev B
Issue Date: 2nd September 2014
Page: 297 of 330



PEAK POWER SPECTRAL DENSITY

Variant: 802.11ac-80, Channel: 5690.00 MHz, SUM, Temp: Ambient, Voltage: 12 Vdc



Analyser Setup	Marker : Frequency : Amplitude	Test Results
Detector = RMS Sweep Count = 100 RF Atten (dB) = 20 Trace Mode = VIEW	M1 : 5681.383 MHz : 1.752 dBm	Limit: ≤ 11.0 dBm Margin: -9.2 dB

[Back to the Matrix](#)

This test report may be reproduced in full only. The document may only be updated by MiCOM Labs personnel. Any changes will be noted in the Document History section of the report.

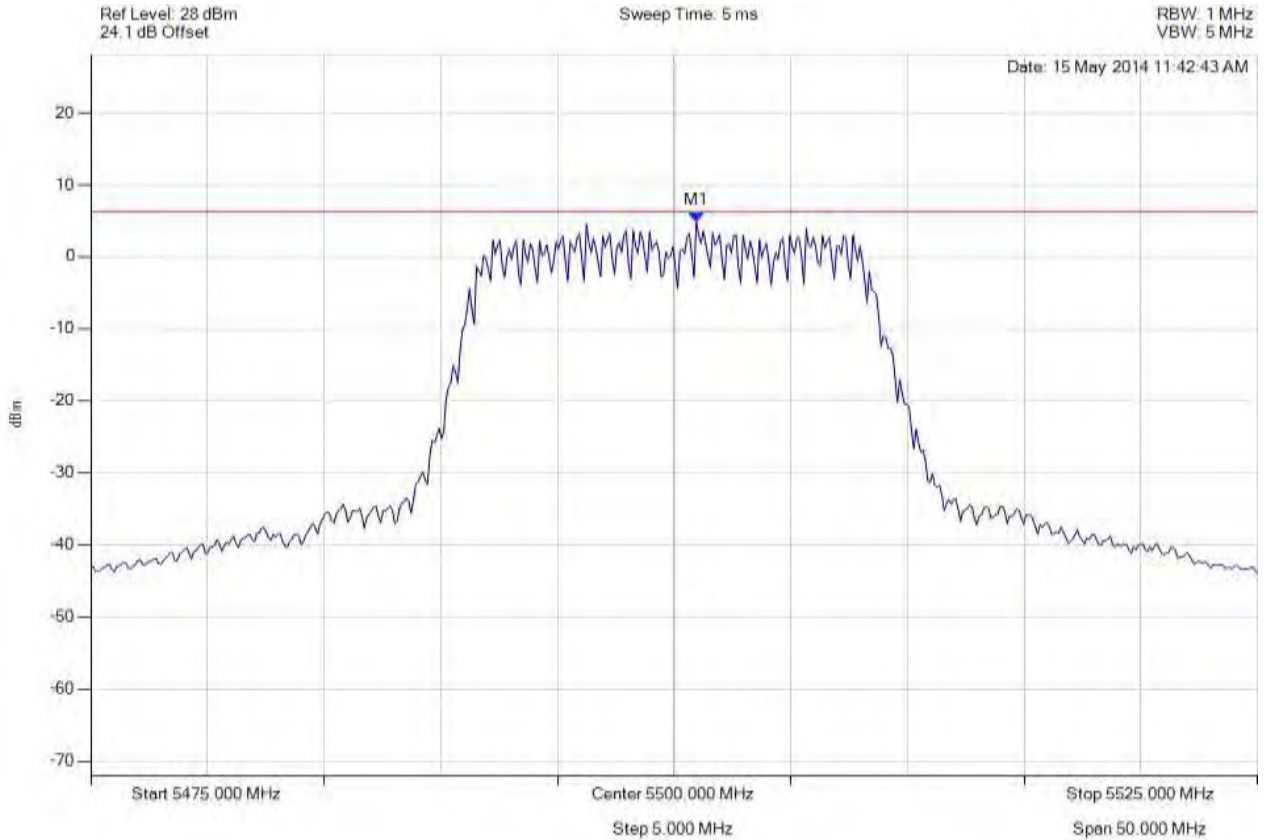


Title: Aruba Networks APIN0214, APIN0215
To: FCC 47 CFR Part 15.407 & IC RSS-210
Serial #: ARUB179-U8 Rev B
Issue Date: 2nd September 2014
Page: 298 of 330



PEAK POWER SPECTRAL DENSITY

Variant: 802.11n HT-20, Channel: 5500.00 MHz, Chain a, Temp: Ambient, Voltage: 12 Vdc



Analyser Setup	Marker : Frequency : Amplitude	Test Results
Detector = RMS Sweep Count = 100 RF Atten (dB) = 20 Trace Mode = VIEW	M1 : 5500.952 MHz : 4.850 dBm	Limit: ≤ 6.229 dBm Margin: -0.65 dB

[Back to the Matrix](#)

This test report may be reproduced in full only. The document may only be updated by MiCOM Labs personnel. Any changes will be noted in the Document History section of the report.

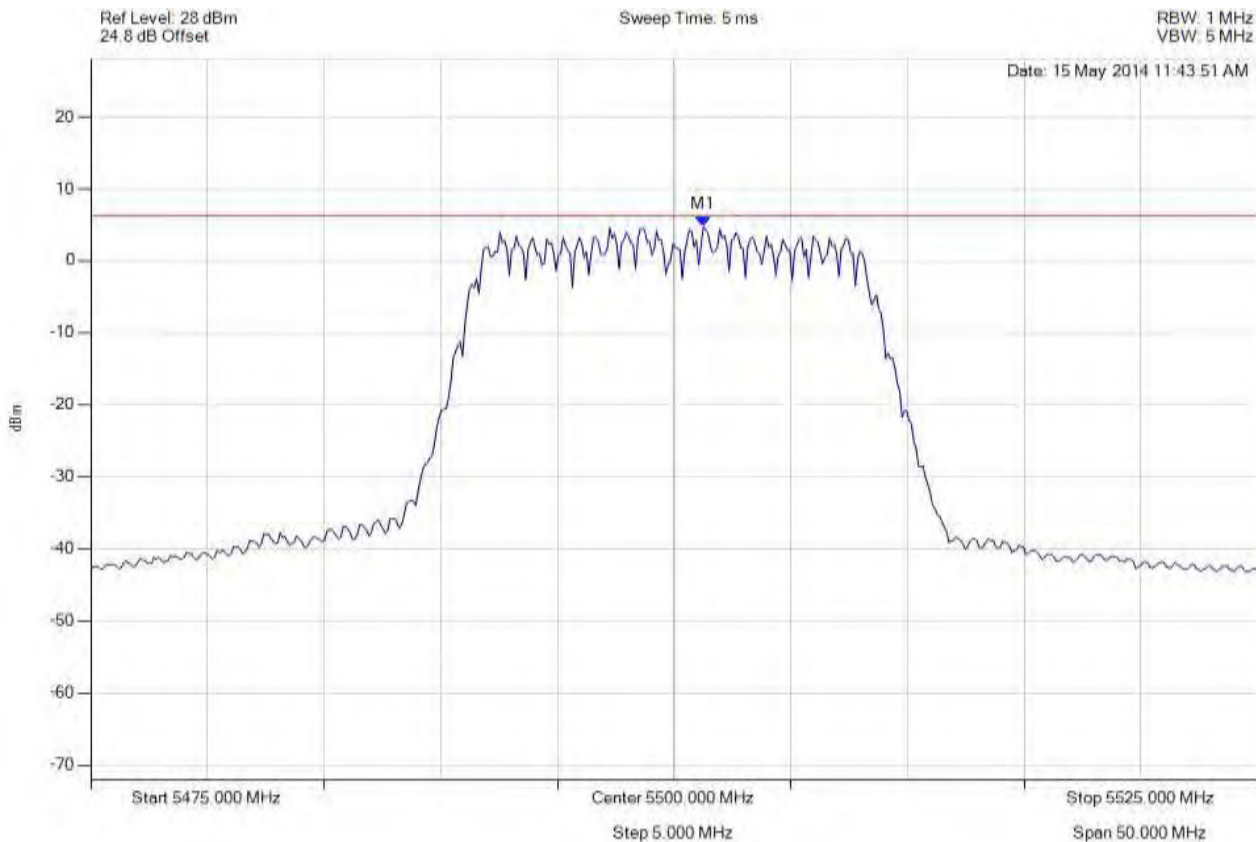


Title: Aruba Networks APIN0214, APIN0215
To: FCC 47 CFR Part 15.407 & IC RSS-210
Serial #: ARUB179-U8 Rev B
Issue Date: 2nd September 2014
Page: 299 of 330



PEAK POWER SPECTRAL DENSITY

Variant: 802.11n HT-20, Channel: 5500.00 MHz, Chain b, Temp: Ambient, Voltage: 12 Vdc



Analyser Setup	Marker : Frequency : Amplitude	Test Results
Detector = RMS Sweep Count = 100 RF Atten (dB) = 20 Trace Mode = VIEW	M1 : 5501.253 MHz : 4.752 dBm	Limit: ≤ 6.229 dBm Margin: -0.75 dB

[Back to the Matrix](#)

This test report may be reproduced in full only. The document may only be updated by MiCOM Labs personnel. Any changes will be noted in the Document History section of the report.

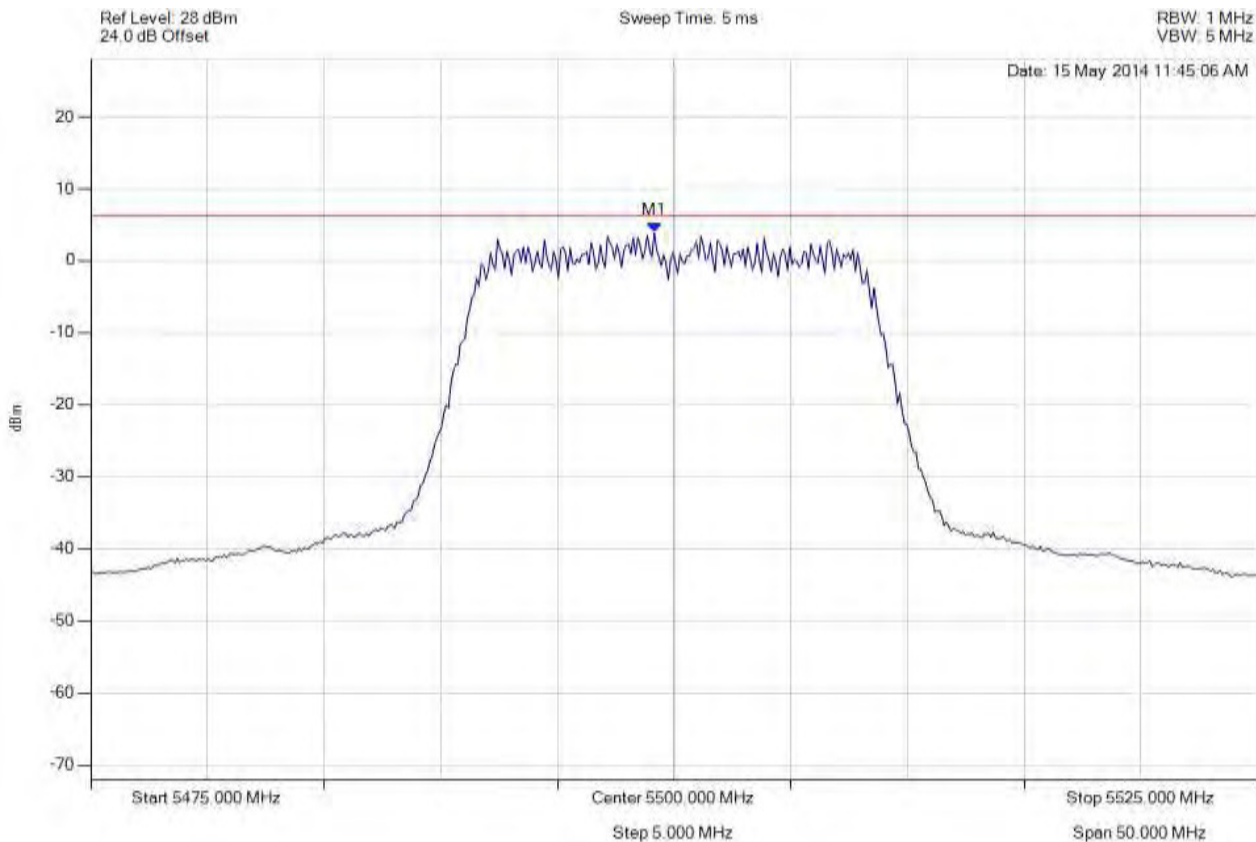


Title: Aruba Networks APIN0214, APIN0215
To: FCC 47 CFR Part 15.407 & IC RSS-210
Serial #: ARUB179-U8 Rev B
Issue Date: 2nd September 2014
Page: 300 of 330



PEAK POWER SPECTRAL DENSITY

Variant: 802.11n HT-20, Channel: 5500.00 MHz, Chain c, Temp: Ambient, Voltage: 12 Vdc



Analyser Setup	Marker : Frequency : Amplitude	Test Results
Detector = RMS Sweep Count = 100 RF Atten (dB) = 20 Trace Mode = VIEW	M1 : 5499.148 MHz : 3.903 dBm	Limit: ≤ 6.229 dBm Margin: -1.60 dB

[Back to the Matrix](#)

This test report may be reproduced in full only. The document may only be updated by MiCOM Labs personnel. Any changes will be noted in the Document History section of the report.

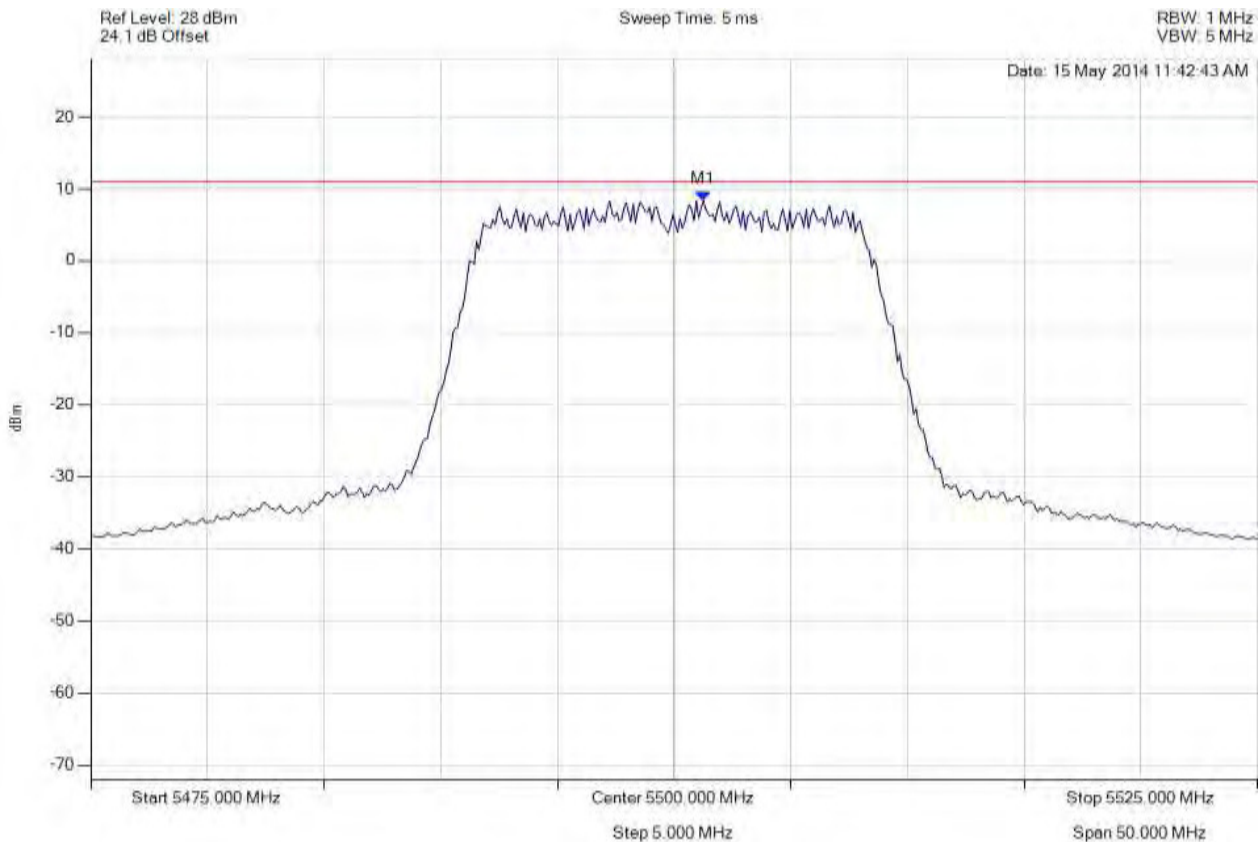


Title: Aruba Networks APIN0214, APIN0215
To: FCC 47 CFR Part 15.407 & IC RSS-210
Serial #: ARUB179-U8 Rev B
Issue Date: 2nd September 2014
Page: 301 of 330



PEAK POWER SPECTRAL DENSITY

Variant: 802.11n HT-20, Channel: 5500.00 MHz, SUM, Temp: Ambient, Voltage: 12 Vdc



Analyser Setup	Marker : Frequency : Amplitude	Test Results
Detector = RMS Sweep Count = 100 RF Atten (dB) = 20 Trace Mode = VIEW	M1 : 5501.253 MHz : 8.362 dBm	Limit: ≤ 11.0 dBm Margin: -2.6 dB

[Back to the Matrix](#)

This test report may be reproduced in full only. The document may only be updated by MiCOM Labs personnel. Any changes will be noted in the Document History section of the report.

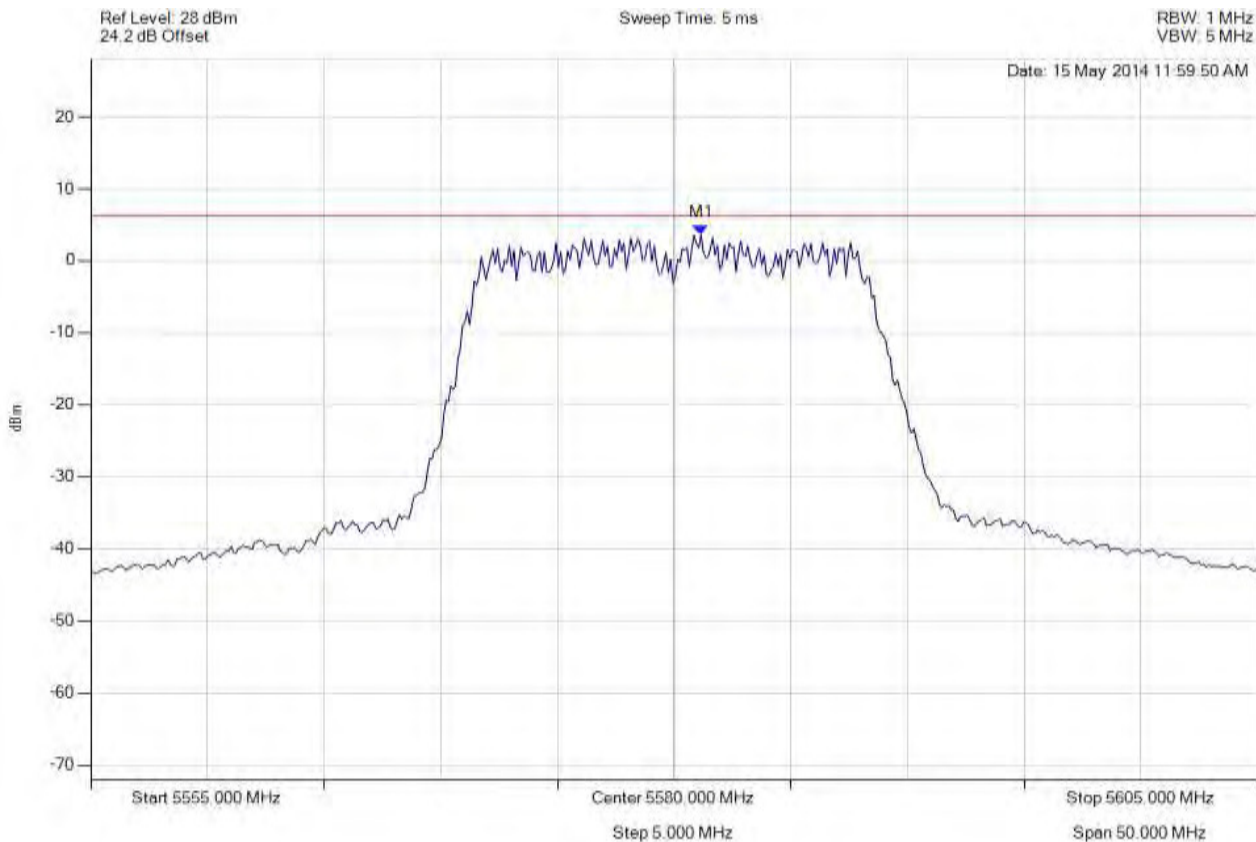


Title: Aruba Networks APIN0214, APIN0215
To: FCC 47 CFR Part 15.407 & IC RSS-210
Serial #: ARUB179-U8 Rev B
Issue Date: 2nd September 2014
Page: 302 of 330



PEAK POWER SPECTRAL DENSITY

Variant: 802.11n HT-20, Channel: 5580.00 MHz, Chain a, Temp: Ambient, Voltage: 12 Vdc



Analyser Setup	Marker : Frequency : Amplitude	Test Results
Detector = RMS Sweep Count = 100 RF Atten (dB) = 20 Trace Mode = VIEW	M1 : 5581.152 MHz : 3.639 dBm	Limit: ≤ 6.229 dBm Margin: -1.86 dB

[Back to the Matrix](#)

This test report may be reproduced in full only. The document may only be updated by MiCOM Labs personnel. Any changes will be noted in the Document History section of the report.

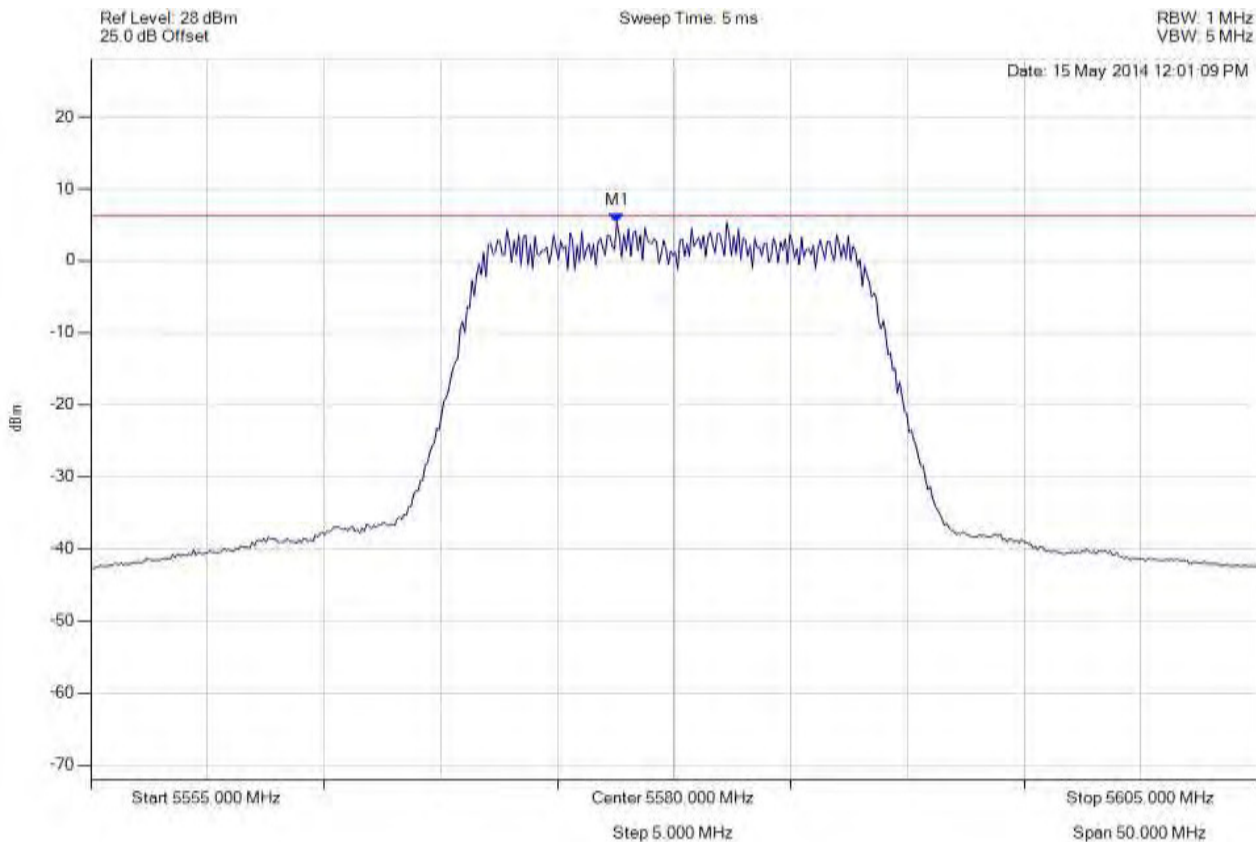


Title: Aruba Networks APIN0214, APIN0215
To: FCC 47 CFR Part 15.407 & IC RSS-210
Serial #: ARUB179-U8 Rev B
Issue Date: 2nd September 2014
Page: 303 of 330



PEAK POWER SPECTRAL DENSITY

Variant: 802.11n HT-20, Channel: 5580.00 MHz, Chain b, Temp: Ambient, Voltage: 12 Vdc



Analyser Setup	Marker : Frequency : Amplitude	Test Results
Detector = RMS Sweep Count = 100 RF Atten (dB) = 20 Trace Mode = VIEW	M1 : 5577.545 MHz : 5.371 dBm	Limit: ≤ 6.229 dBm Margin: -0.13 dB

[Back to the Matrix](#)

This test report may be reproduced in full only. The document may only be updated by MiCOM Labs personnel. Any changes will be noted in the Document History section of the report.

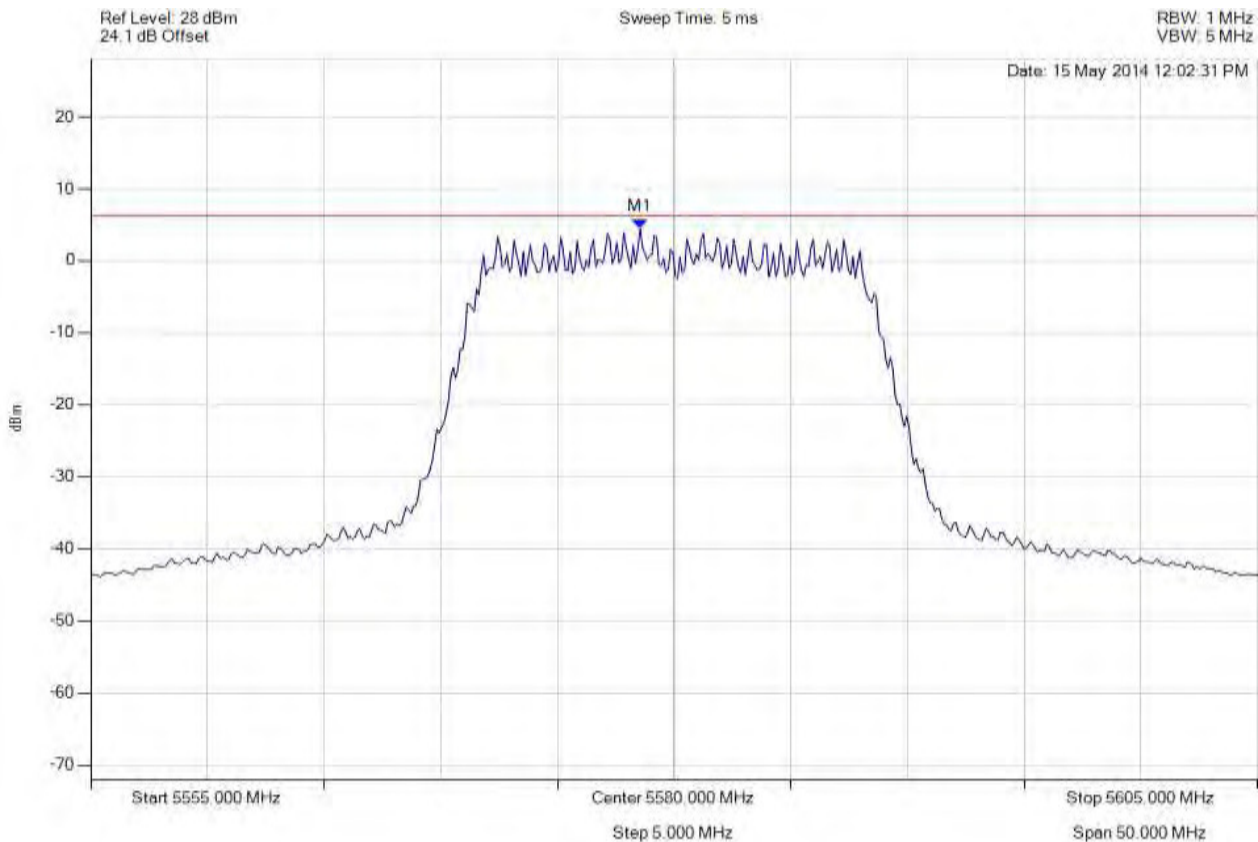


Title: Aruba Networks APIN0214, APIN0215
To: FCC 47 CFR Part 15.407 & IC RSS-210
Serial #: ARUB179-U8 Rev B
Issue Date: 2nd September 2014
Page: 304 of 330



PEAK POWER SPECTRAL DENSITY

Variant: 802.11n HT-20, Channel: 5580.00 MHz, Chain c, Temp: Ambient, Voltage: 12 Vdc



Analyser Setup	Marker : Frequency : Amplitude	Test Results
Detector = RMS Sweep Count = 100 RF Atten (dB) = 20 Trace Mode = VIEW	M1 : 5578.547 MHz : 4.443 dBm	Limit: ≤ 6.229 dBm Margin: -1.06 dB

[Back to the Matrix](#)

This test report may be reproduced in full only. The document may only be updated by MiCOM Labs personnel. Any changes will be noted in the Document History section of the report.

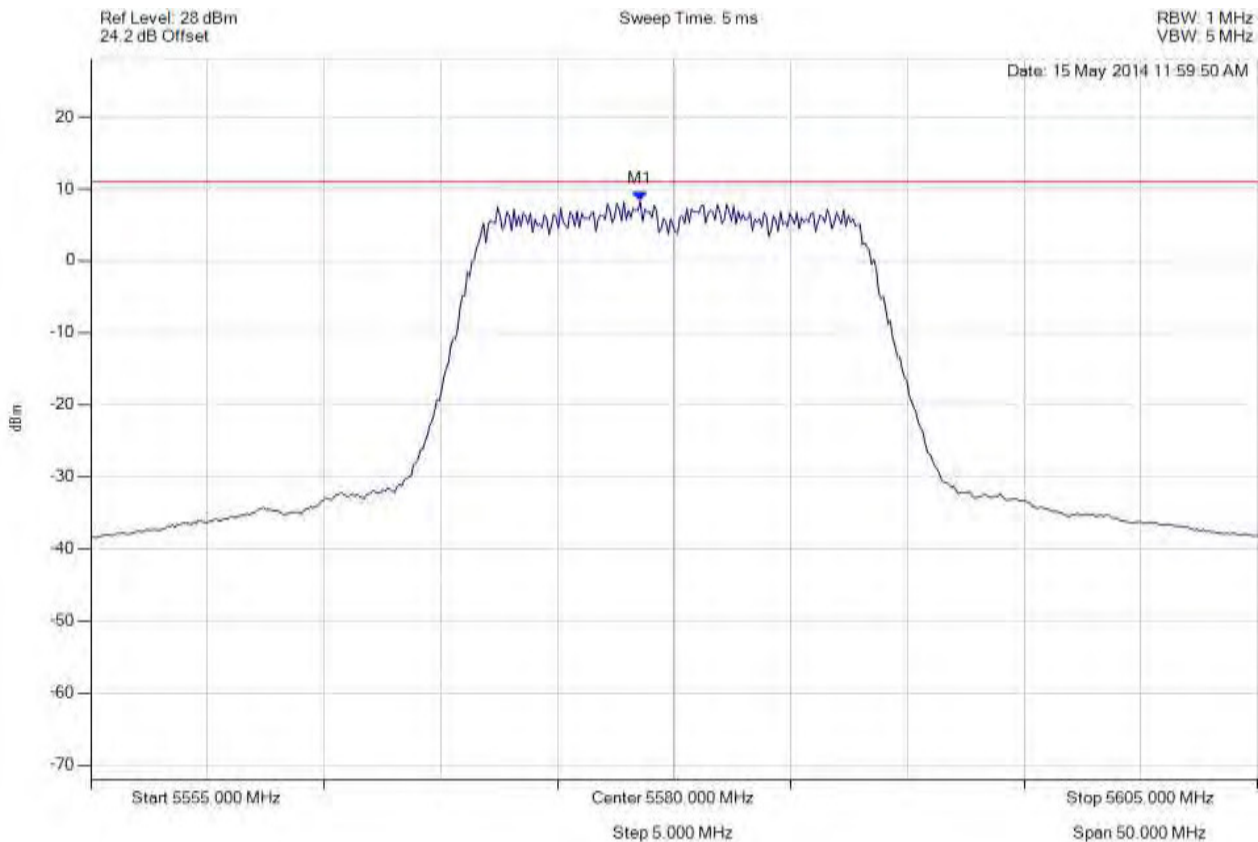


Title: Aruba Networks APIN0214, APIN0215
To: FCC 47 CFR Part 15.407 & IC RSS-210
Serial #: ARUB179-U8 Rev B
Issue Date: 2nd September 2014
Page: 305 of 330



PEAK POWER SPECTRAL DENSITY

Variant: 802.11n HT-20, Channel: 5580.00 MHz, SUM, Temp: Ambient, Voltage: 12 Vdc



Analyser Setup	Marker : Frequency : Amplitude	Test Results
Detector = RMS Sweep Count = 100 RF Atten (dB) = 20 Trace Mode = VIEW	M1 : 5578.547 MHz : 8.264 dBm	Limit: ≤ 11.0 dBm Margin: -2.7 dB

[Back to the Matrix](#)

This test report may be reproduced in full only. The document may only be updated by MiCOM Labs personnel. Any changes will be noted in the Document History section of the report.

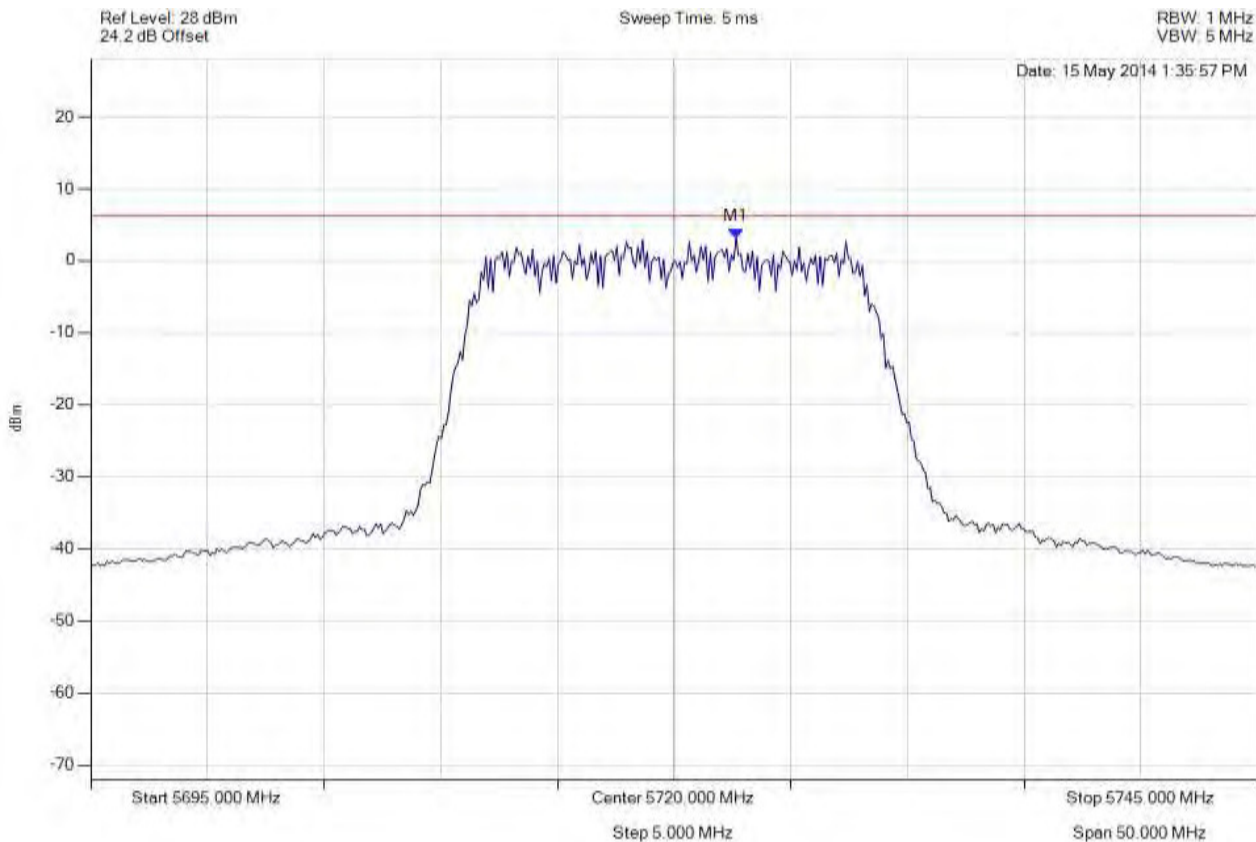


Title: Aruba Networks APIN0214, APIN0215
To: FCC 47 CFR Part 15.407 & IC RSS-210
Serial #: ARUB179-U8 Rev B
Issue Date: 2nd September 2014
Page: 306 of 330



PEAK POWER SPECTRAL DENSITY

Variant: 802.11n HT-20, Channel: 5720.00 MHz, Chain a, Temp: Ambient, Voltage: 12 Vdc



Analyser Setup	Marker : Frequency : Amplitude	Test Results
Detector = RMS Sweep Count = 100 RF Atten (dB) = 20 Trace Mode = VIEW	M1 : 5722.655 MHz : 3.167 dBm	Limit: ≤ 6.229 dBm Margin: -2.34 dB

[Back to the Matrix](#)

This test report may be reproduced in full only. The document may only be updated by MiCOM Labs personnel. Any changes will be noted in the Document History section of the report.

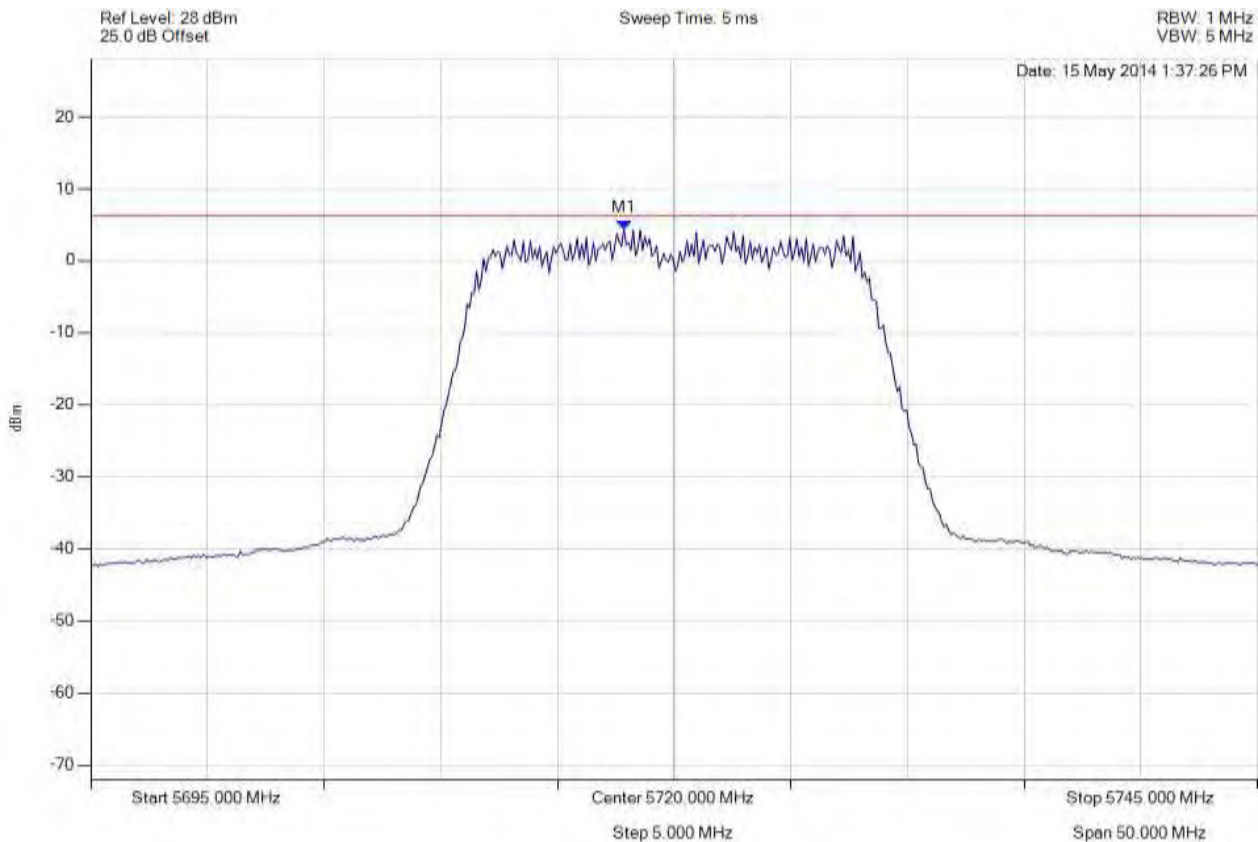


Title: Aruba Networks APIN0214, APIN0215
To: FCC 47 CFR Part 15.407 & IC RSS-210
Serial #: ARUB179-U8 Rev B
Issue Date: 2nd September 2014
Page: 307 of 330



PEAK POWER SPECTRAL DENSITY

Variant: 802.11n HT-20, Channel: 5720.00 MHz, Chain b, Temp: Ambient, Voltage: 12 Vdc



Analyser Setup	Marker : Frequency : Amplitude	Test Results
Detector = RMS Sweep Count = 100 RF Atten (dB) = 20 Trace Mode = VIEW	M1 : 5717.846 MHz : 4.359 dBm	Limit: ≤ 6.229 dBm Margin: -1.14 dB

[Back to the Matrix](#)

This test report may be reproduced in full only. The document may only be updated by MiCOM Labs personnel. Any changes will be noted in the Document History section of the report.

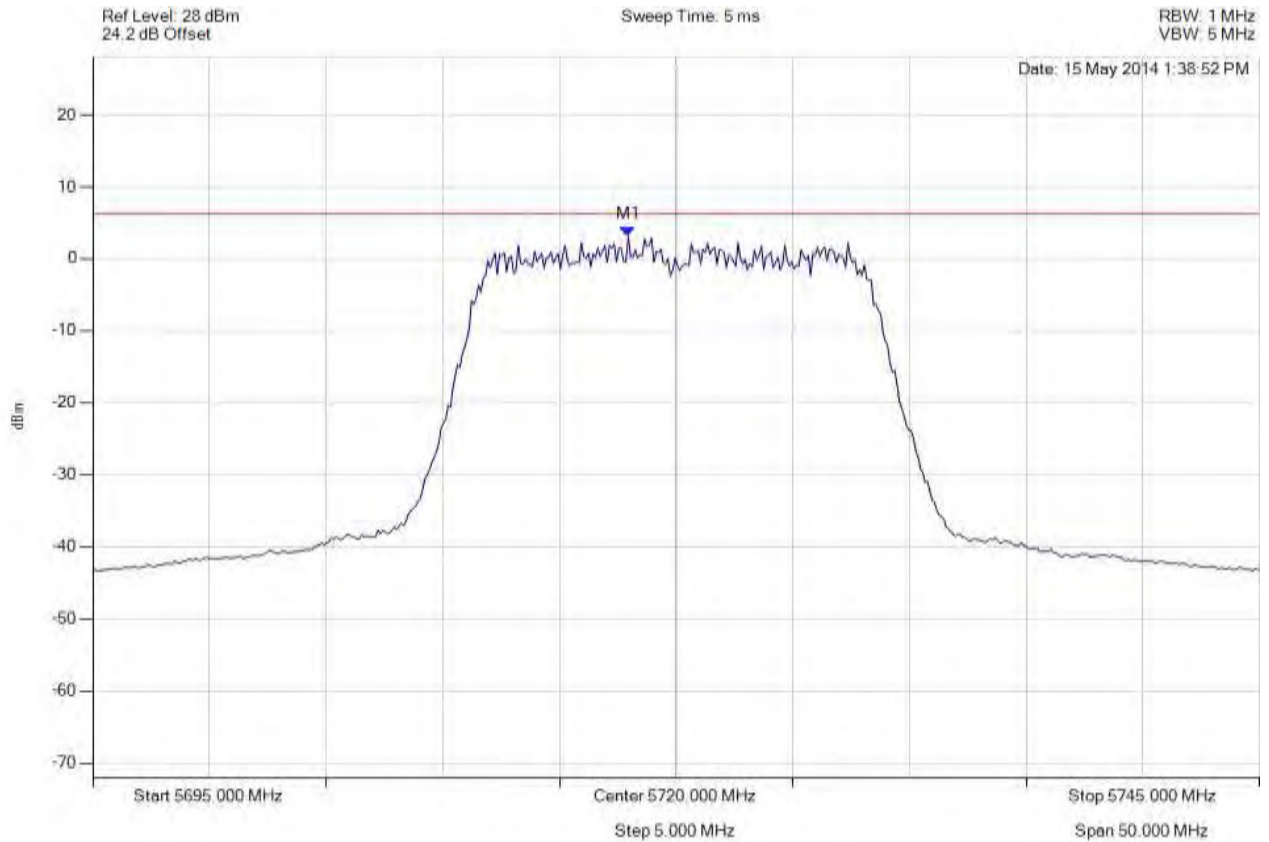


Title: Aruba Networks APIN0214, APIN0215
To: FCC 47 CFR Part 15.407 & IC RSS-210
Serial #: ARUB179-U8 Rev B
Issue Date: 2nd September 2014
Page: 308 of 330



PEAK POWER SPECTRAL DENSITY

Variant: 802.11n HT-20, Channel: 5720.00 MHz, Chain c, Temp: Ambient, Voltage: 12 Vdc



Analyser Setup	Marker : Frequency : Amplitude	Test Results
Detector = RMS Sweep Count = 100 RF Atten (dB) = 20 Trace Mode = VIEW	M1 : 5717.946 MHz : 3.154 dBm	Limit: ≤ 6.229 dBm Margin: -2.35 dB

[Back to the Matrix](#)

This test report may be reproduced in full only. The document may only be updated by MiCOM Labs personnel. Any changes will be noted in the Document History section of the report.

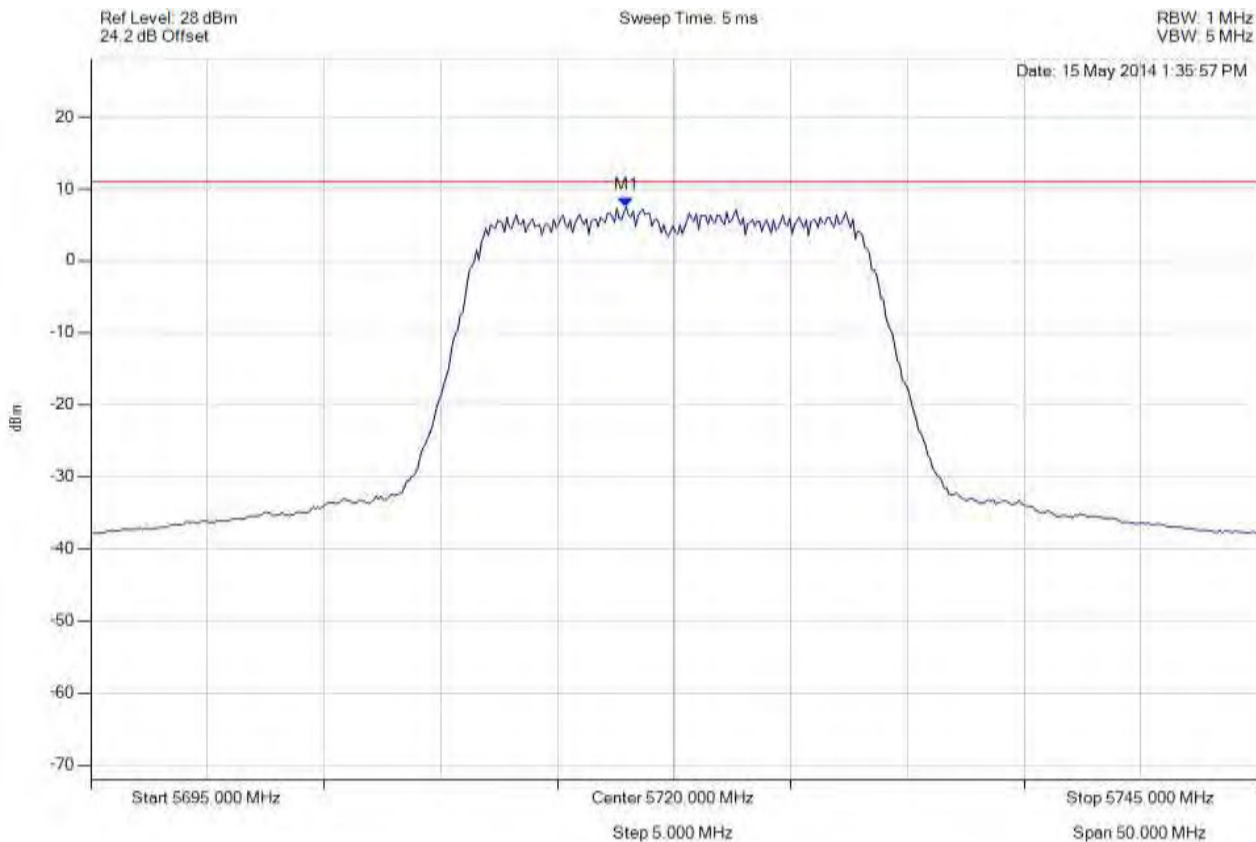


Title: Aruba Networks APIN0214, APIN0215
To: FCC 47 CFR Part 15.407 & IC RSS-210
Serial #: ARUB179-U8 Rev B
Issue Date: 2nd September 2014
Page: 309 of 330



PEAK POWER SPECTRAL DENSITY

Variant: 802.11n HT-20, Channel: 5720.00 MHz, SUM, Temp: Ambient, Voltage: 12 Vdc



Analyser Setup	Marker : Frequency : Amplitude	Test Results
Detector = RMS Sweep Count = 100 RF Atten (dB) = 20 Trace Mode = VIEW	M1 : 5717.946 MHz : 7.475 dBm	Limit: ≤ 11.0 dBm Margin: -3.5 dB

[Back to the Matrix](#)

This test report may be reproduced in full only. The document may only be updated by MiCOM Labs personnel. Any changes will be noted in the Document History section of the report.

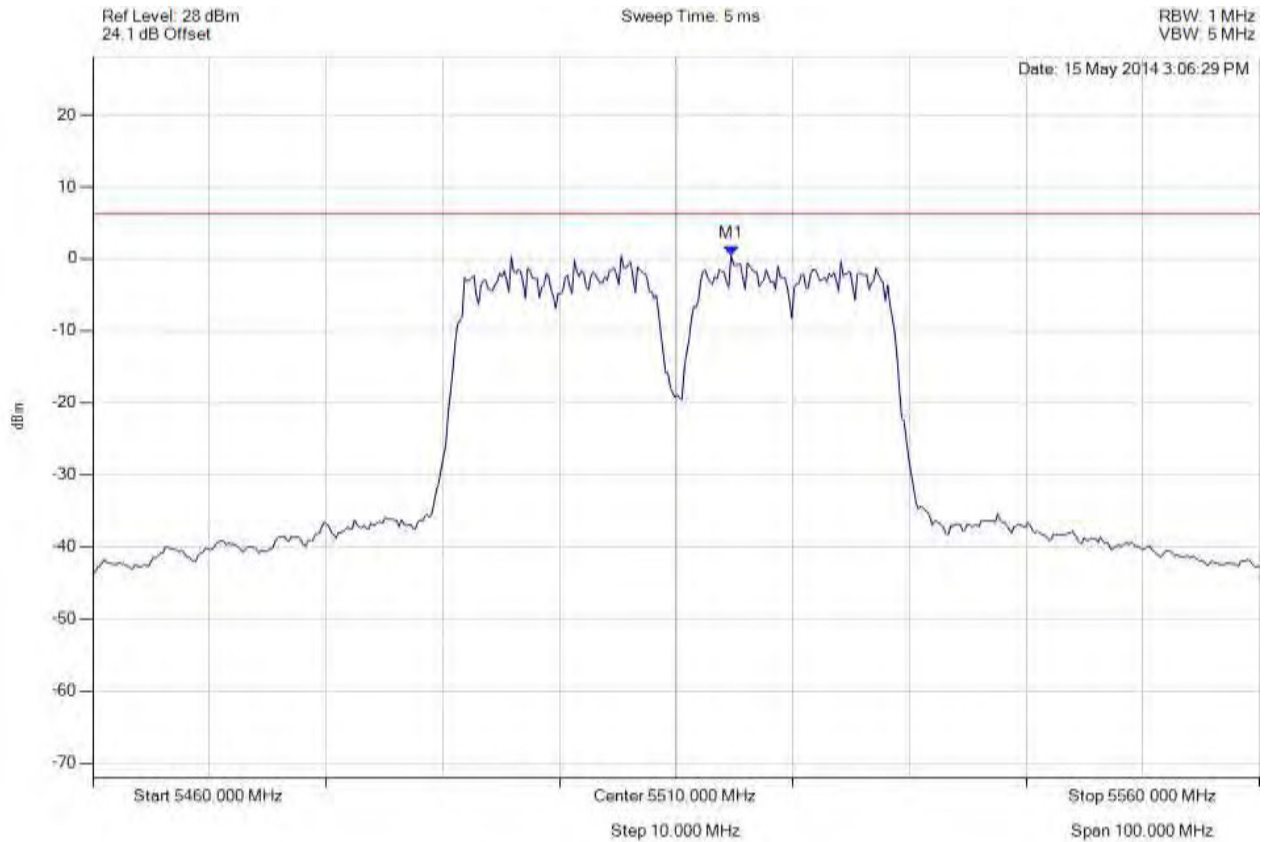


Title: Aruba Networks APIN0214, APIN0215
To: FCC 47 CFR Part 15.407 & IC RSS-210
Serial #: ARUB179-U8 Rev B
Issue Date: 2nd September 2014
Page: 310 of 330



PEAK POWER SPECTRAL DENSITY

Variant: 802.11n HT-40, Channel: 5510.00 MHz, Chain a, Temp: Ambient, Voltage: 12 Vdc



Analyser Setup	Marker : Frequency : Amplitude	Test Results
Detector = RMS Sweep Count = 100 RF Atten (dB) = 20 Trace Mode = VIEW	M1 : 5514.709 MHz : 0.502 dBm	Limit: ≤ 6.229 dBm Margin: -5.27 dB

[Back to the Matrix](#)

This test report may be reproduced in full only. The document may only be updated by MiCOM Labs personnel. Any changes will be noted in the Document History section of the report.

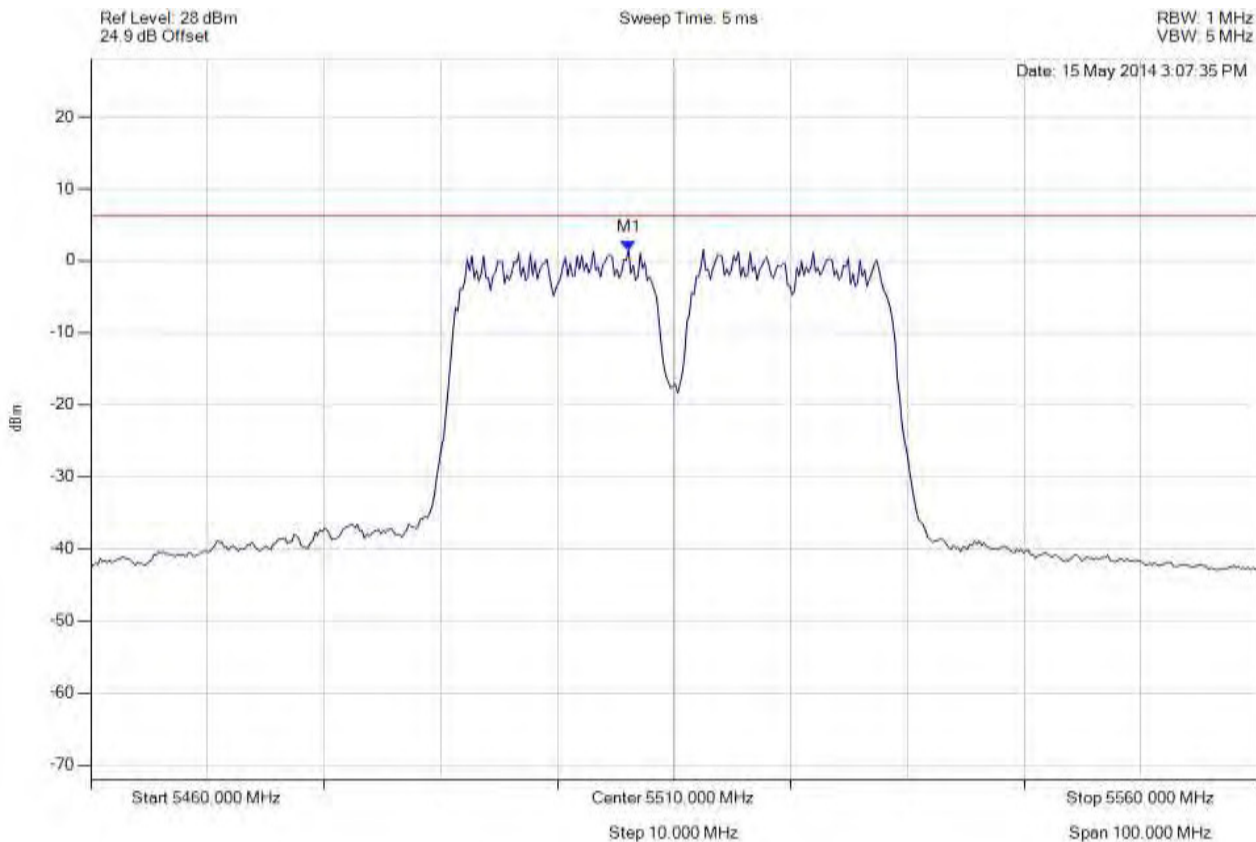


Title: Aruba Networks APIN0214, APIN0215
To: FCC 47 CFR Part 15.407 & IC RSS-210
Serial #: ARUB179-U8 Rev B
Issue Date: 2nd September 2014
Page: 311 of 330



PEAK POWER SPECTRAL DENSITY

Variant: 802.11n HT-40, Channel: 5510.00 MHz, Chain b, Temp: Ambient, Voltage: 12 Vdc



Analyser Setup	Marker : Frequency : Amplitude	Test Results
Detector = RMS Sweep Count = 100 RF Atten (dB) = 20 Trace Mode = VIEW	M1 : 5506.092 MHz : 1.551 dBm	Limit: ≤ 6.229 dBm Margin: -4.22 dB

[Back to the Matrix](#)

This test report may be reproduced in full only. The document may only be updated by MiCOM Labs personnel. Any changes will be noted in the Document History section of the report.

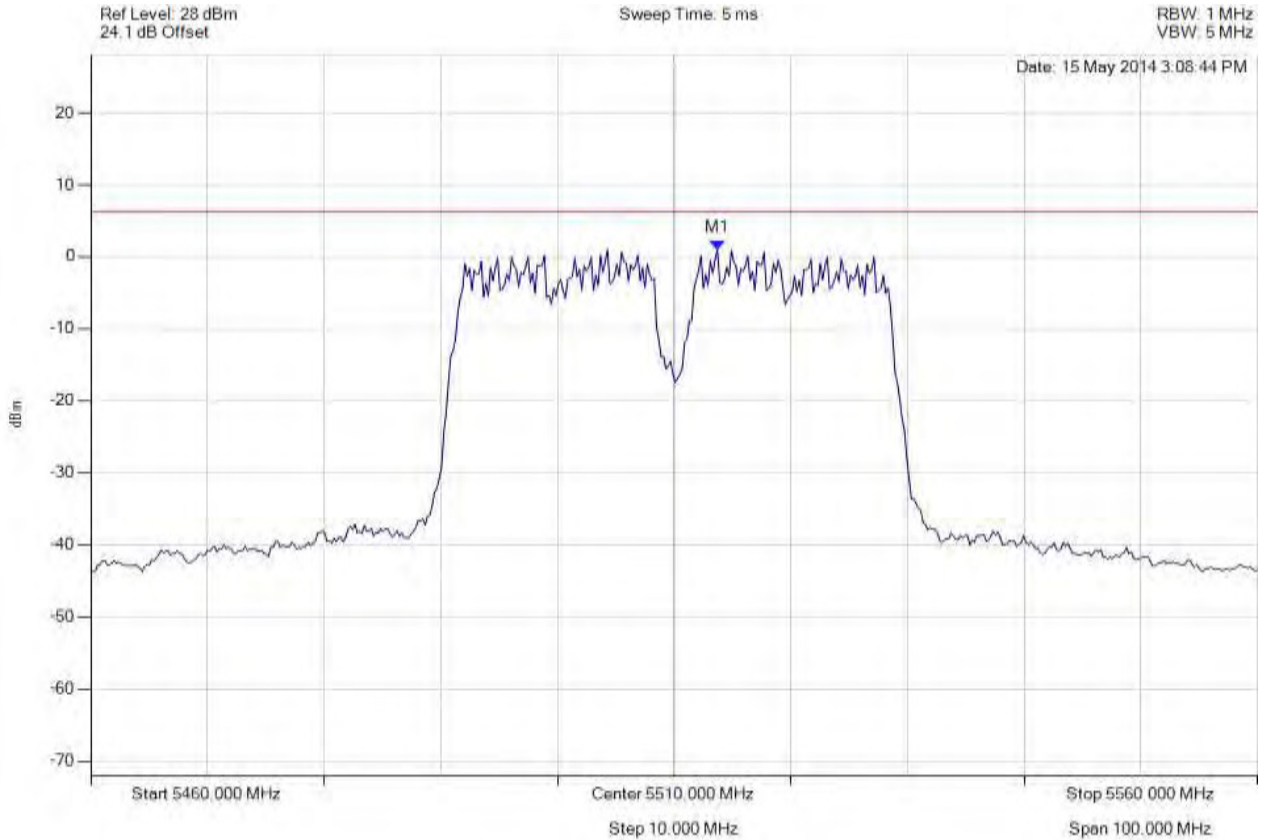


Title: Aruba Networks APIN0214, APIN0215
To: FCC 47 CFR Part 15.407 & IC RSS-210
Serial #: ARUB179-U8 Rev B
Issue Date: 2nd September 2014
Page: 312 of 330



PEAK POWER SPECTRAL DENSITY

Variant: 802.11n HT-40, Channel: 5510.00 MHz, Chain c, Temp: Ambient, Voltage: 12 Vdc



Analyser Setup	Marker : Frequency : Amplitude	Test Results
Detector = RMS Sweep Count = 100 RF Atten (dB) = 20 Trace Mode = VIEW	M1 : 5513.707 MHz : 1.000 dBm	Limit: ≤ 6.229 dBm Margin: -4.77 dB

[Back to the Matrix](#)

This test report may be reproduced in full only. The document may only be updated by MiCOM Labs personnel. Any changes will be noted in the Document History section of the report.

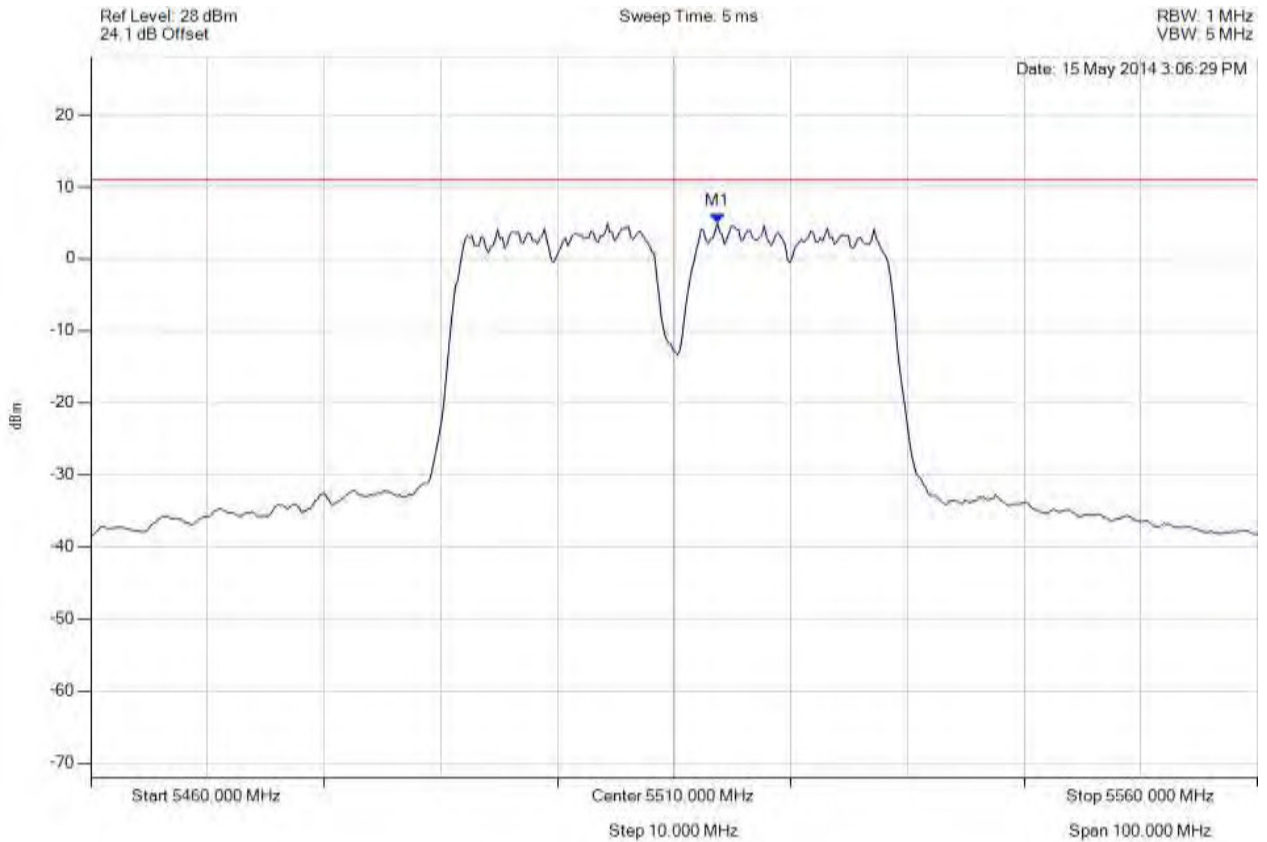


Title: Aruba Networks APIN0214, APIN0215
To: FCC 47 CFR Part 15.407 & IC RSS-210
Serial #: ARUB179-U8 Rev B
Issue Date: 2nd September 2014
Page: 313 of 330



PEAK POWER SPECTRAL DENSITY

Variant: 802.11n HT-40, Channel: 5510.00 MHz, SUM, Temp: Ambient, Voltage: 12 Vdc



Analyser Setup	Marker : Frequency : Amplitude	Test Results
Detector = RMS Sweep Count = 100 RF Atten (dB) = 20 Trace Mode = VIEW	M1 : 5513.707 MHz : 4.992 dBm	Limit: ≤ 11.0 dBm Margin: -6.0 dB

[Back to the Matrix](#)

This test report may be reproduced in full only. The document may only be updated by MiCOM Labs personnel. Any changes will be noted in the Document History section of the report.

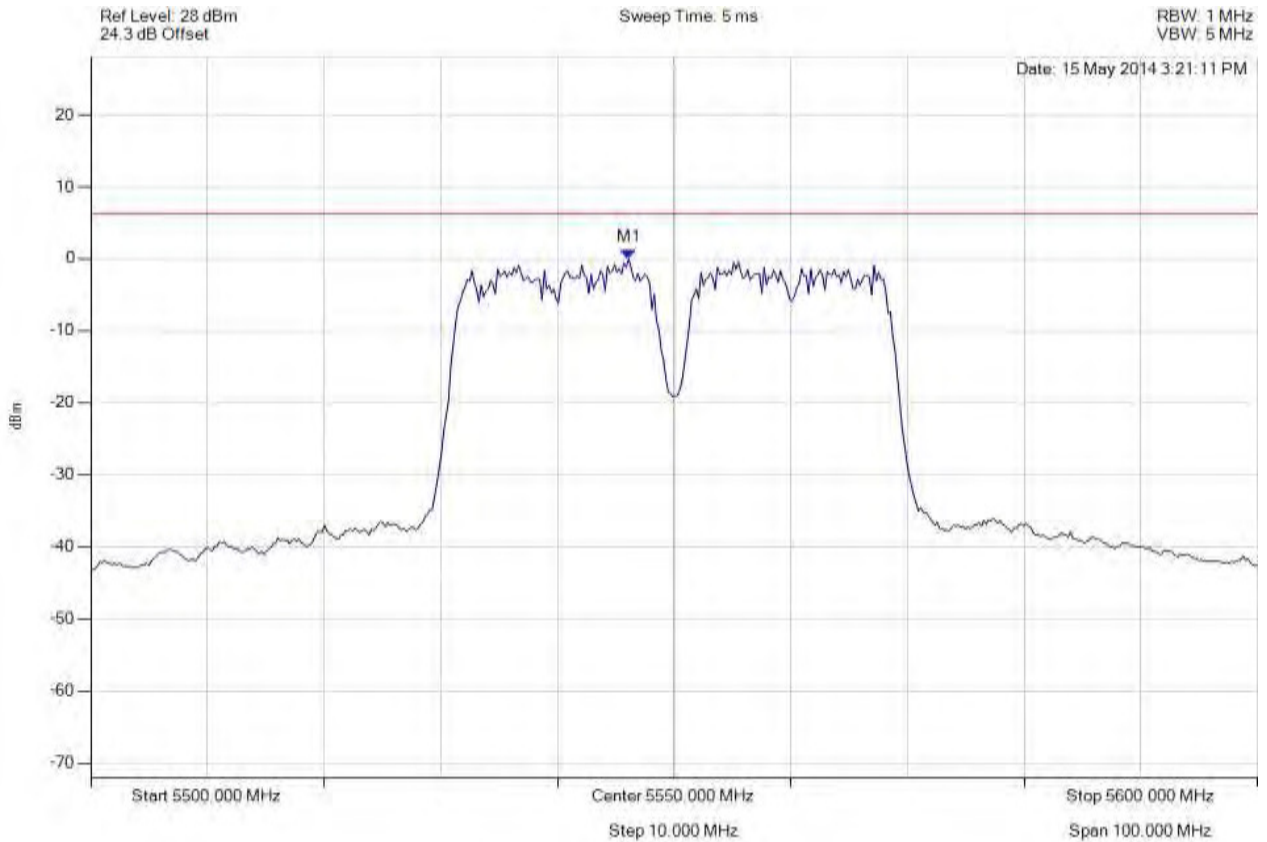


Title: Aruba Networks APIN0214, APIN0215
To: FCC 47 CFR Part 15.407 & IC RSS-210
Serial #: ARUB179-U8 Rev B
Issue Date: 2nd September 2014
Page: 314 of 330



PEAK POWER SPECTRAL DENSITY

Variant: 802.11n HT-40, Channel: 5550.00 MHz, Chain a, Temp: Ambient, Voltage: 12 Vdc



Analyser Setup	Marker : Frequency : Amplitude	Test Results
Detector = RMS Sweep Count = 100 RF Atten (dB) = 20 Trace Mode = VIEW	M1 : 5546.092 MHz : -0.056 dBm	Limit: ≤ 6.229 dBm Margin: -5.83 dB

[Back to the Matrix](#)

This test report may be reproduced in full only. The document may only be updated by MiCOM Labs personnel. Any changes will be noted in the Document History section of the report.

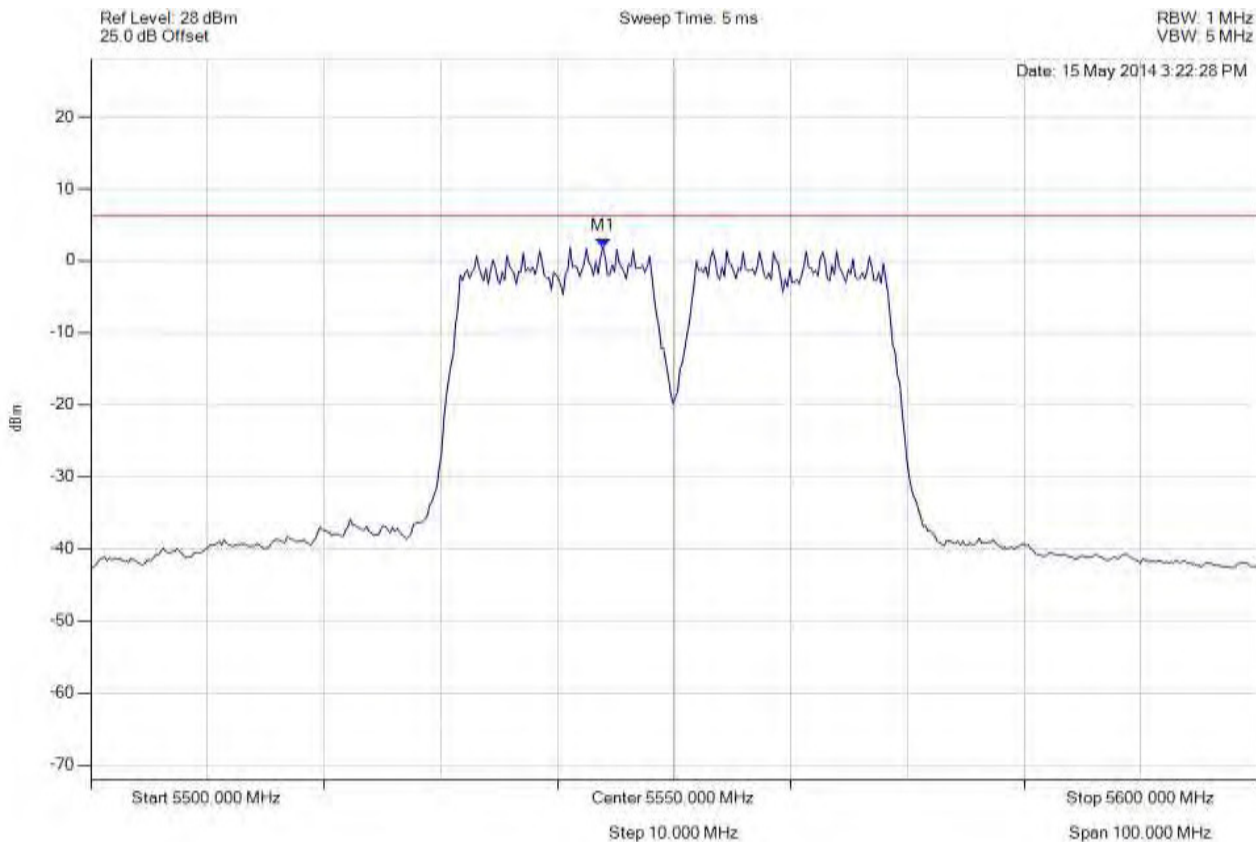


Title: Aruba Networks APIN0214, APIN0215
To: FCC 47 CFR Part 15.407 & IC RSS-210
Serial #: ARUB179-U8 Rev B
Issue Date: 2nd September 2014
Page: 315 of 330



PEAK POWER SPECTRAL DENSITY

Variant: 802.11n HT-40, Channel: 5550.00 MHz, Chain b, Temp: Ambient, Voltage: 12 Vdc



Analyser Setup	Marker : Frequency : Amplitude	Test Results
Detector = RMS Sweep Count = 100 RF Atten (dB) = 20 Trace Mode = VIEW	M1 : 5543.888 MHz : 1.858 dBm	Limit: ≤ 6.229 dBm Margin: -3.91 dB

[Back to the Matrix](#)

This test report may be reproduced in full only. The document may only be updated by MiCOM Labs personnel. Any changes will be noted in the Document History section of the report.

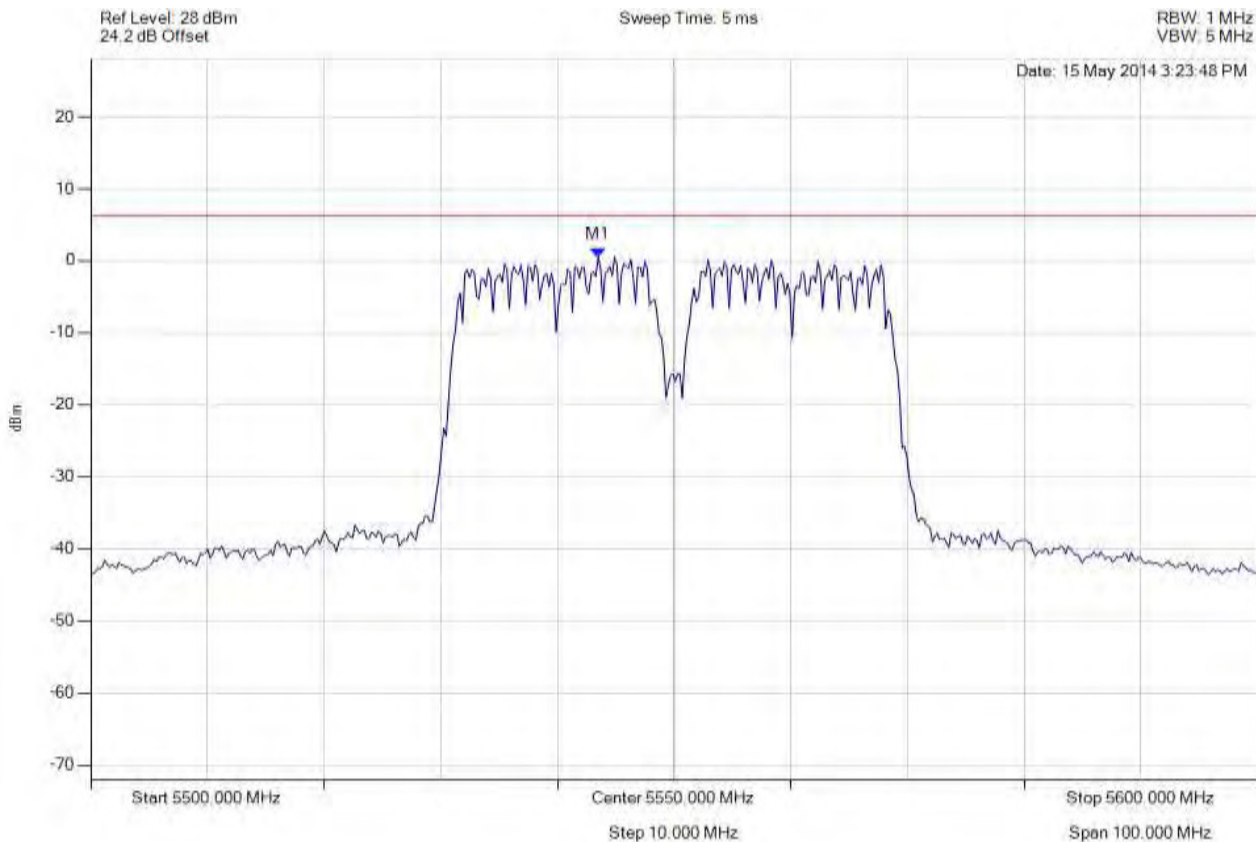


Title: Aruba Networks APIN0214, APIN0215
To: FCC 47 CFR Part 15.407 & IC RSS-210
Serial #: ARUB179-U8 Rev B
Issue Date: 2nd September 2014
Page: 316 of 330



PEAK POWER SPECTRAL DENSITY

Variant: 802.11n HT-40, Channel: 5550.00 MHz, Chain c, Temp: Ambient, Voltage: 12 Vdc



Analyser Setup	Marker : Frequency : Amplitude	Test Results
Detector = RMS Sweep Count = 100 RF Atten (dB) = 20 Trace Mode = VIEW	M1 : 5543.487 MHz : 0.542 dBm	Limit: ≤ 6.229 dBm Margin: -5.23 dB

[Back to the Matrix](#)

This test report may be reproduced in full only. The document may only be updated by MiCOM Labs personnel. Any changes will be noted in the Document History section of the report.

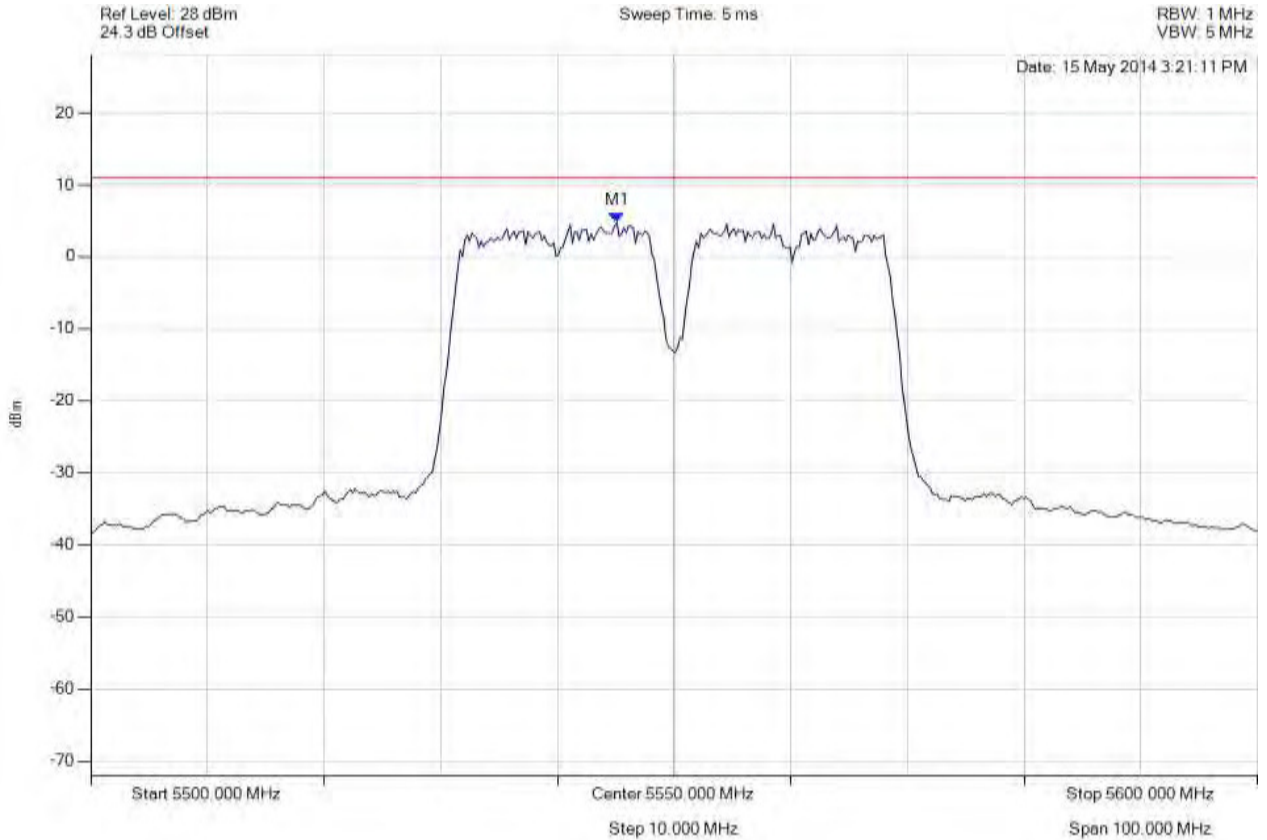


Title: Aruba Networks APIN0214, APIN0215
To: FCC 47 CFR Part 15.407 & IC RSS-210
Serial #: ARUB179-U8 Rev B
Issue Date: 2nd September 2014
Page: 317 of 330



PEAK POWER SPECTRAL DENSITY

Variant: 802.11n HT-40, Channel: 5550.00 MHz, SUM, Temp: Ambient, Voltage: 12 Vdc



Analyser Setup	Marker : Frequency : Amplitude	Test Results
Detector = RMS Sweep Count = 100 RF Atten (dB) = 20 Trace Mode = VIEW	M1 : 5545.090 MHz : 4.778 dBm	Limit: ≤ 11.0 dBm Margin: -6.2 dB

[Back to the Matrix](#)

This test report may be reproduced in full only. The document may only be updated by MiCOM Labs personnel. Any changes will be noted in the Document History section of the report.

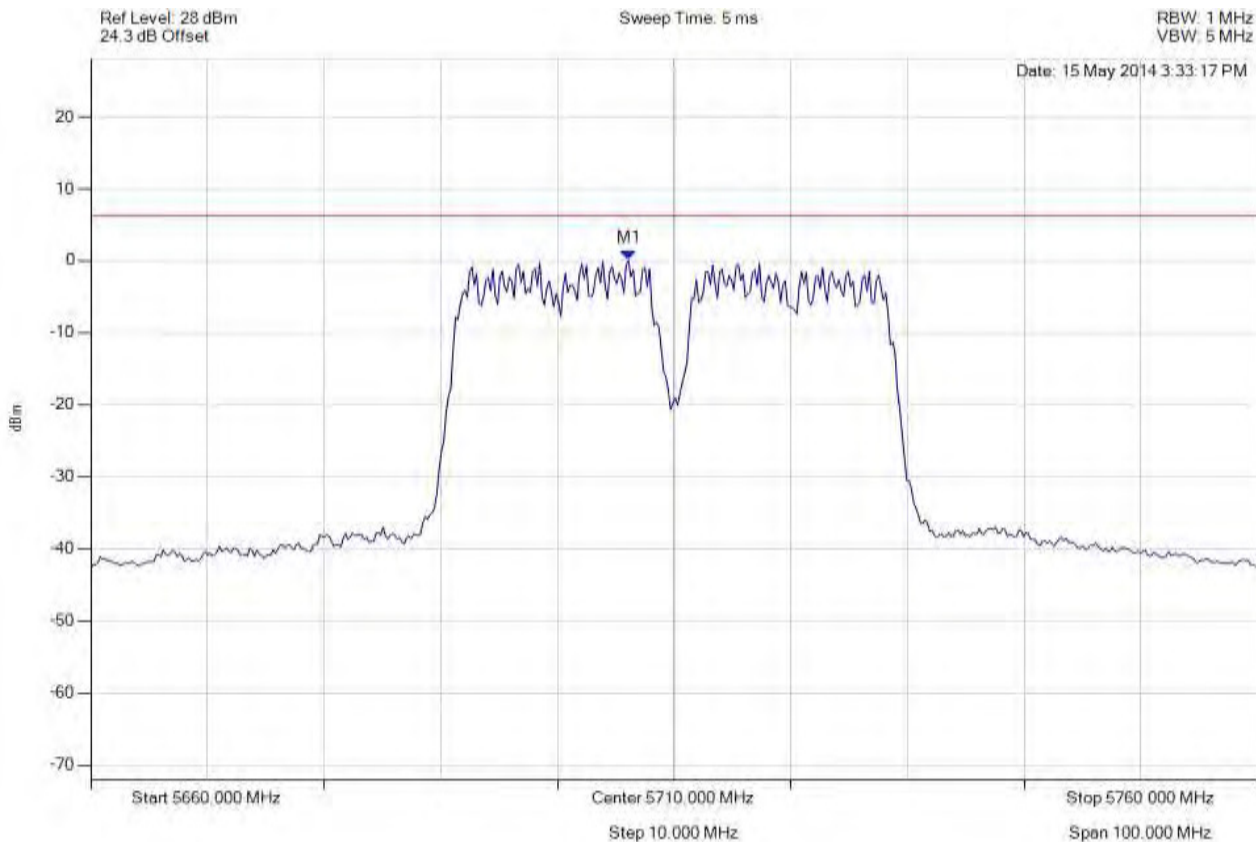


Title: Aruba Networks APIN0214, APIN0215
To: FCC 47 CFR Part 15.407 & IC RSS-210
Serial #: ARUB179-U8 Rev B
Issue Date: 2nd September 2014
Page: 318 of 330



PEAK POWER SPECTRAL DENSITY

Variant: 802.11n HT-40, Channel: 5710.00 MHz, Chain a, Temp: Ambient, Voltage: 12 Vdc



Analyser Setup	Marker : Frequency : Amplitude	Test Results
Detector = RMS Sweep Count = 100 RF Atten (dB) = 20 Trace Mode = VIEW	M1 : 5706.092 MHz : 0.054 dBm	Limit: ≤ 6.229 dBm Margin: -5.72 dB

[Back to the Matrix](#)

This test report may be reproduced in full only. The document may only be updated by MiCOM Labs personnel. Any changes will be noted in the Document History section of the report.

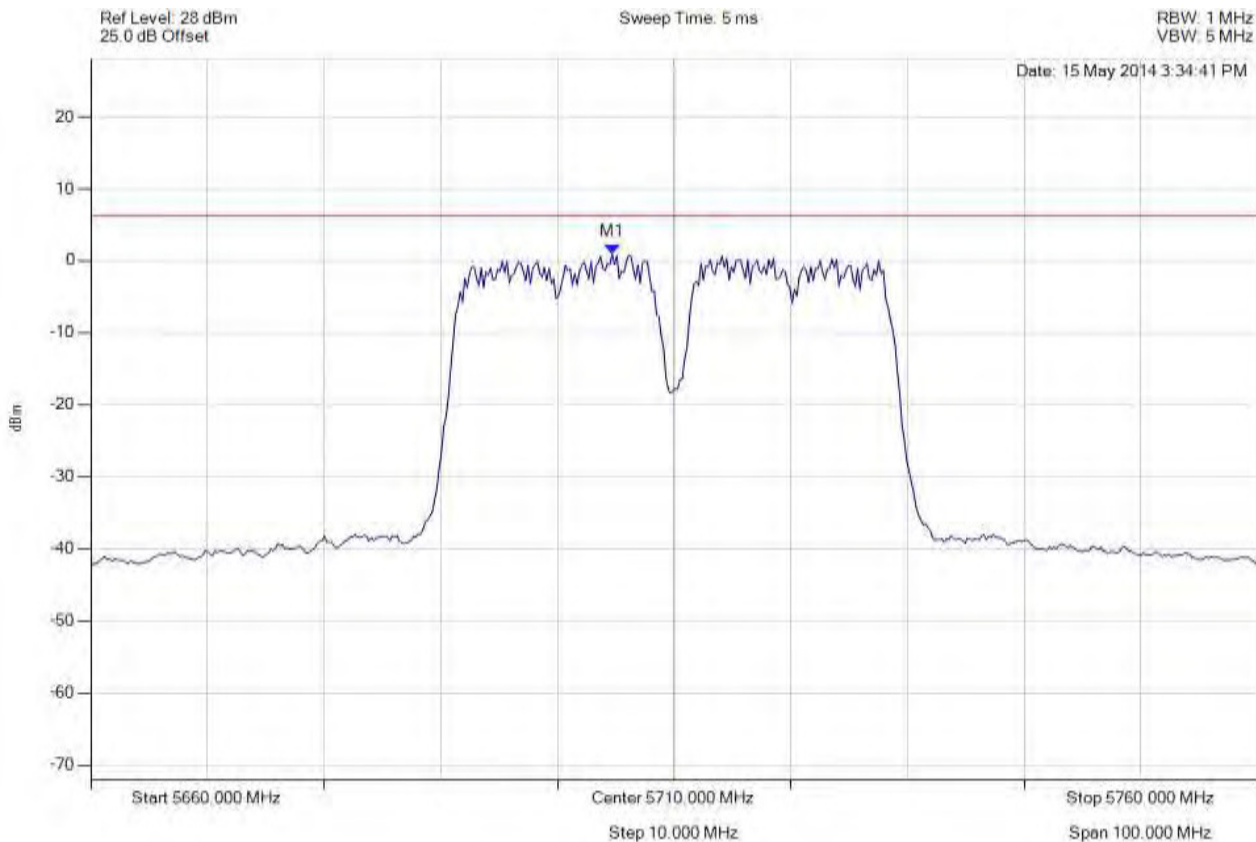


Title: Aruba Networks APIN0214, APIN0215
To: FCC 47 CFR Part 15.407 & IC RSS-210
Serial #: ARUB179-U8 Rev B
Issue Date: 2nd September 2014
Page: 319 of 330



PEAK POWER SPECTRAL DENSITY

Variant: 802.11n HT-40, Channel: 5710.00 MHz, Chain b, Temp: Ambient, Voltage: 12 Vdc



Analyser Setup	Marker : Frequency : Amplitude	Test Results
Detector = RMS Sweep Count = 100 RF Atten (dB) = 20 Trace Mode = VIEW	M1 : 5704.689 MHz : 0.972 dBm	Limit: ≤ 6.229 dBm Margin: -4.80 dB

[Back to the Matrix](#)

This test report may be reproduced in full only. The document may only be updated by MiCOM Labs personnel. Any changes will be noted in the Document History section of the report.

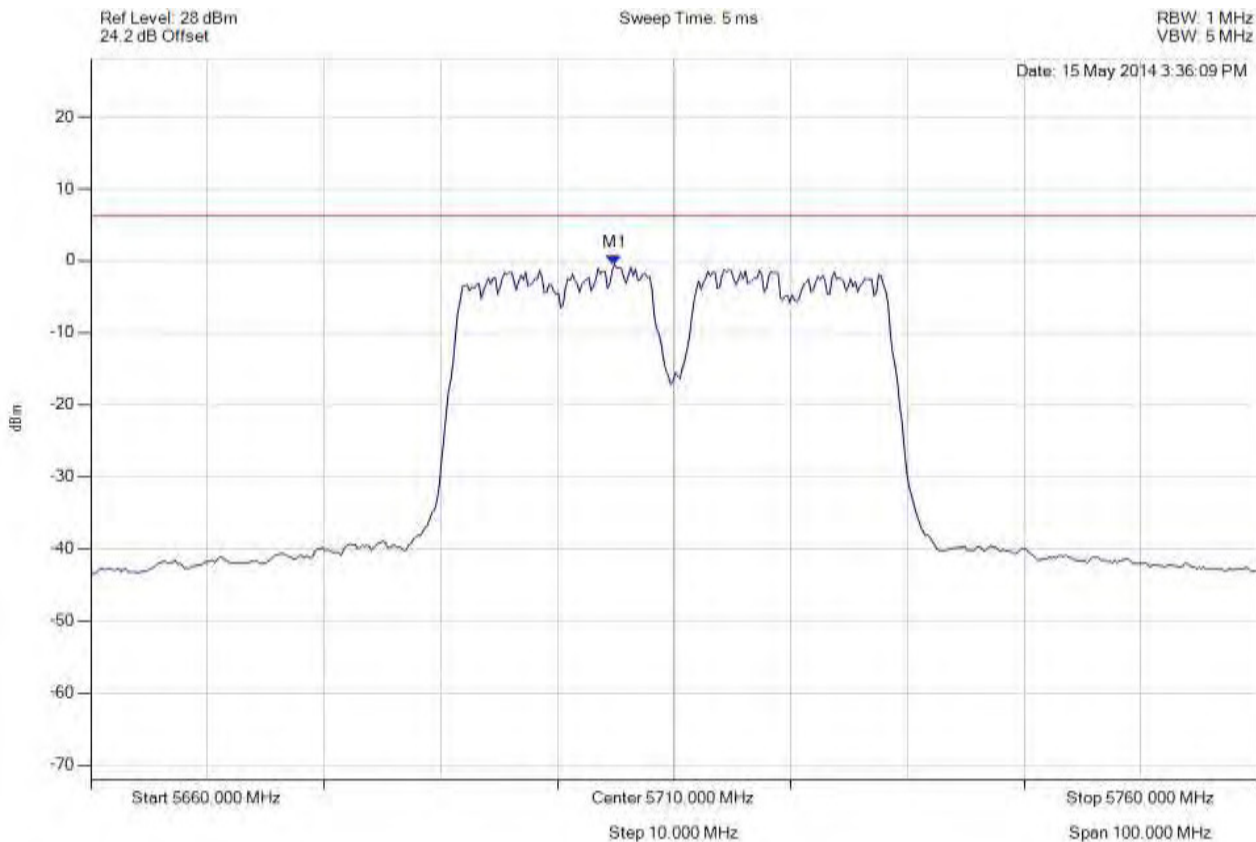


Title: Aruba Networks APIN0214, APIN0215
To: FCC 47 CFR Part 15.407 & IC RSS-210
Serial #: ARUB179-U8 Rev B
Issue Date: 2nd September 2014
Page: 320 of 330



PEAK POWER SPECTRAL DENSITY

Variant: 802.11n HT-40, Channel: 5710.00 MHz, Chain c, Temp: Ambient, Voltage: 12 Vdc



Analyser Setup	Marker : Frequency : Amplitude	Test Results
Detector = RMS Sweep Count = 100 RF Atten (dB) = 20 Trace Mode = VIEW	M1 : 5704.890 MHz : -0.489 dBm	Limit: ≤ 6.229 dBm Margin: 6.26 dB

[Back to the Matrix](#)

This test report may be reproduced in full only. The document may only be updated by MiCOM Labs personnel. Any changes will be noted in the Document History section of the report.

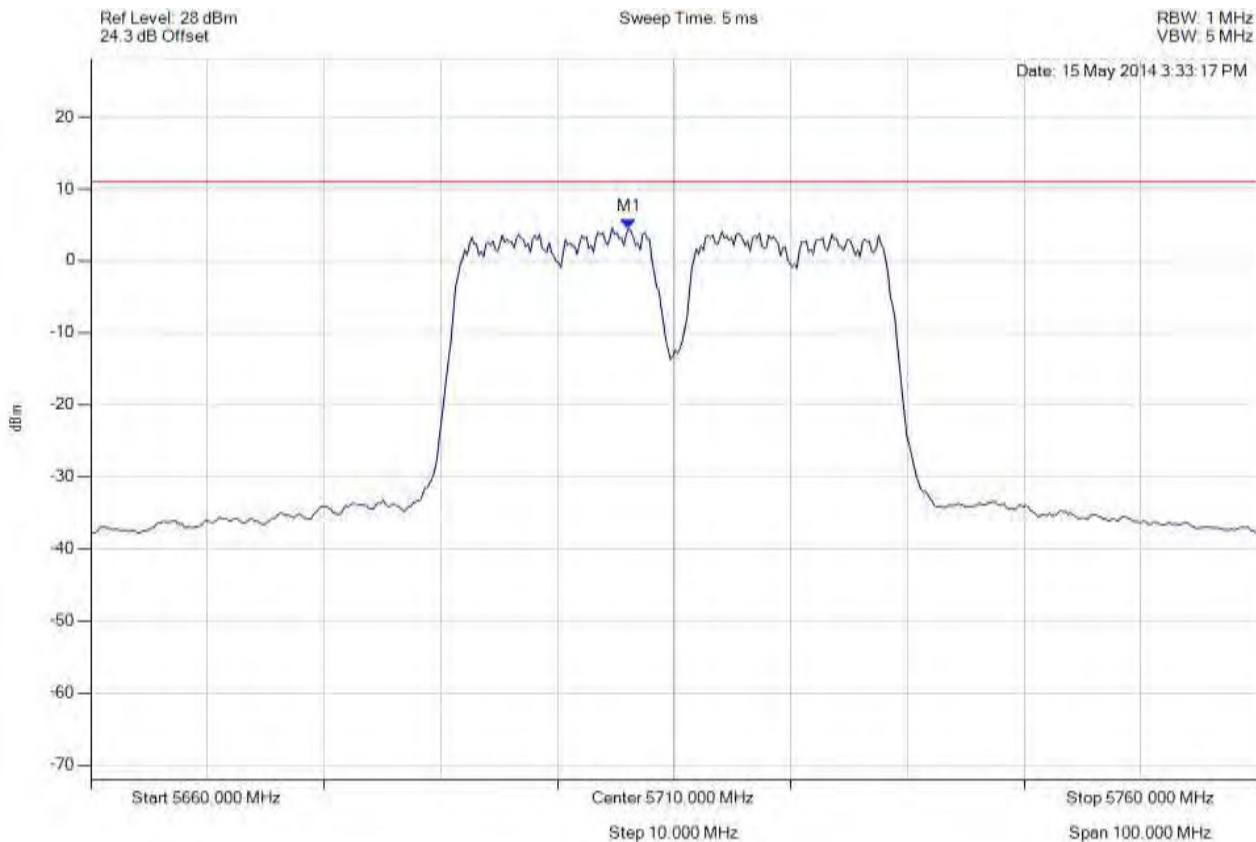


Title: Aruba Networks APIN0214, APIN0215
To: FCC 47 CFR Part 15.407 & IC RSS-210
Serial #: ARUB179-U8 Rev B
Issue Date: 2nd September 2014
Page: 321 of 330



PEAK POWER SPECTRAL DENSITY

Variant: 802.11n HT-40, Channel: 5710.00 MHz, SUM, Temp: Ambient, Voltage: 12 Vdc



Analyser Setup	Marker : Frequency : Amplitude	Test Results
Detector = RMS Sweep Count = 100 RF Atten (dB) = 20 Trace Mode = VIEW	M1 : 5706.092 MHz : 4.516 dBm	Limit: ≤ 11.0 dBm Margin: -6.5 dB

[Back to the Matrix](#)

This test report may be reproduced in full only. The document may only be updated by MiCOM Labs personnel. Any changes will be noted in the Document History section of the report.

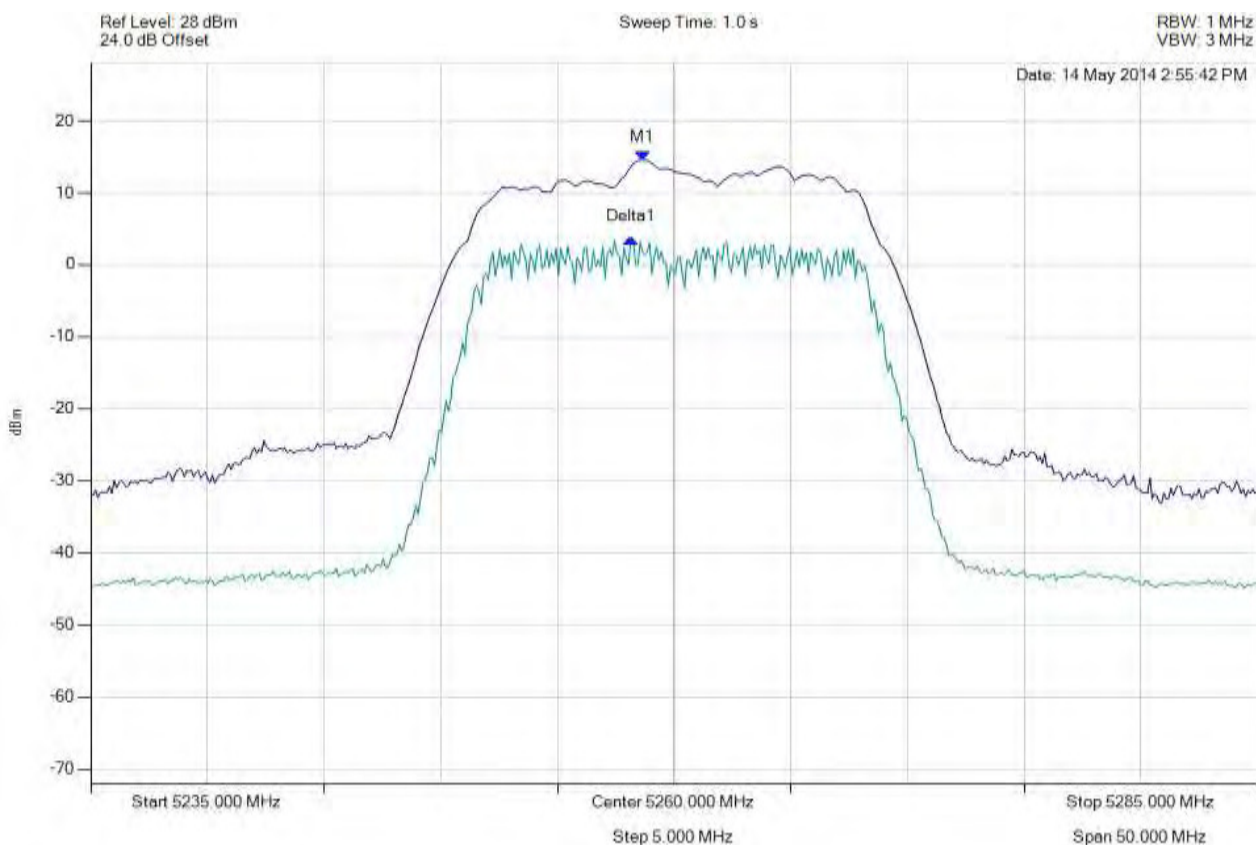


A.1.3. Peak Excursion Ratio



PEAK EXCURSION RATIO

Variant: 802.11a, Channel: 5260.00 MHz, Chain a, Temp: Ambient, Voltage: 12 Vdc



Analyser Setup	Marker : Frequency : Amplitude	Test Results
Sweep Count = 0 RF Atten (dB) = 20 TRACE 1: Detector = MAX PEAK Trace Mode = VIEW TRACE 2: Detector = RMS Trace Mode = VIEW	M1 : 5258.647 MHz : 14.552 dBm Delta1 : -501002 Hz : -10.975 dB	Measured Excursion Ratio: 10.98 dB Limit: 13.0 dB Margin: -2.02 dB

[Back to the Matrix](#)

This test report may be reproduced in full only. The document may only be updated by MiCOM Labs personnel. Any changes will be noted in the Document History section of the report.

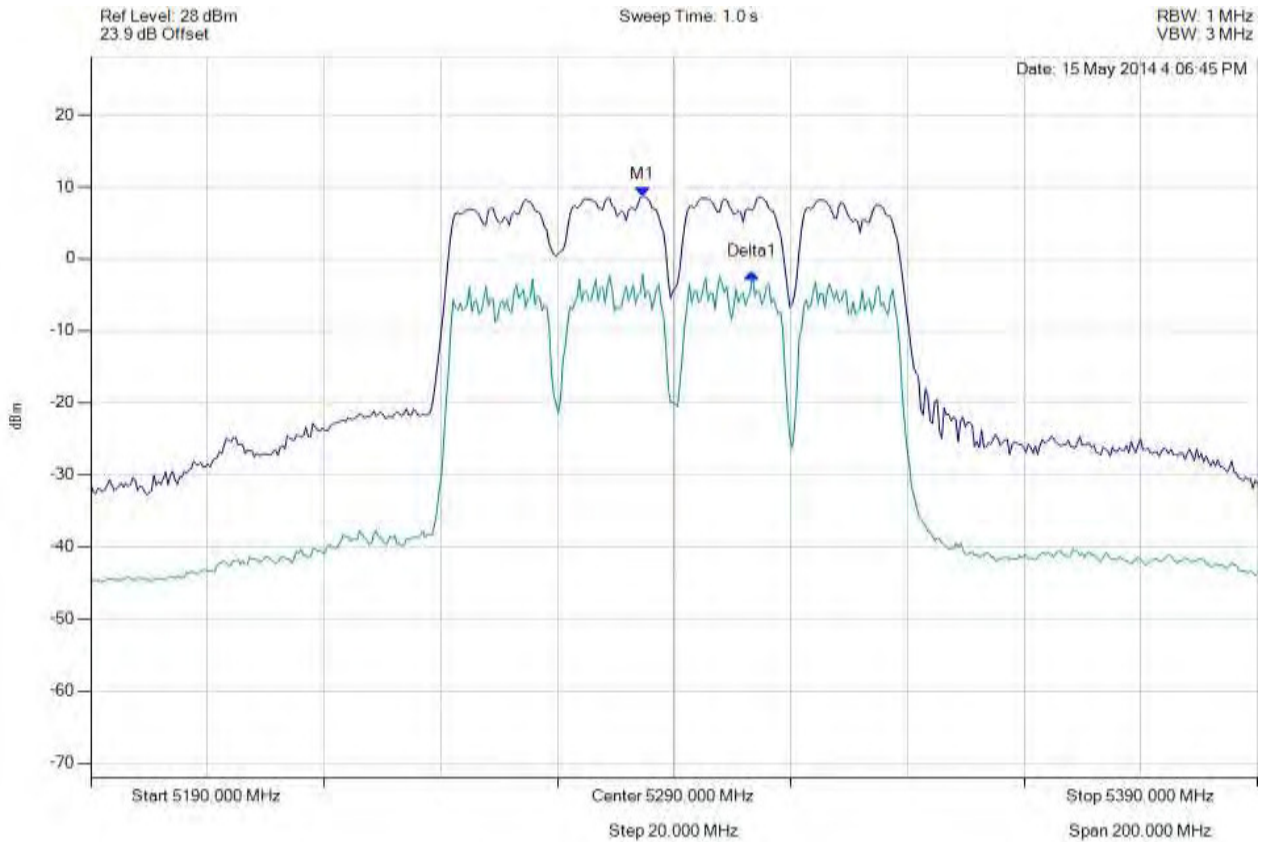


Title: Aruba Networks APIN0214, APIN0215
To: FCC 47 CFR Part 15.407 & IC RSS-210
Serial #: ARUB179-U8 Rev B
Issue Date: 2nd September 2014
Page: 323 of 330



PEAK EXCURSION RATIO

Variant: 802.11ac-80, Channel: 5290.00 MHz, Chain a, Temp: Ambient, Voltage: 12 Vdc



Analyser Setup	Marker : Frequency : Amplitude	Test Results
Sweep Count = 0 RF Atten (dB) = 20 TRACE 1: Detector = MAX PEAK Trace Mode = VIEW TRACE 2: Detector = RMS Trace Mode = VIEW	M1 : 5284.589 MHz : 8.705 dBm Delta1 : 18.838 MHz : -10.694 dB	Measured Excursion Ratio: 10.69 dB Limit: 13.0 dB Margin: -2.31 dB

[Back to the Matrix](#)

This test report may be reproduced in full only. The document may only be updated by MiCOM Labs personnel. Any changes will be noted in the Document History section of the report.

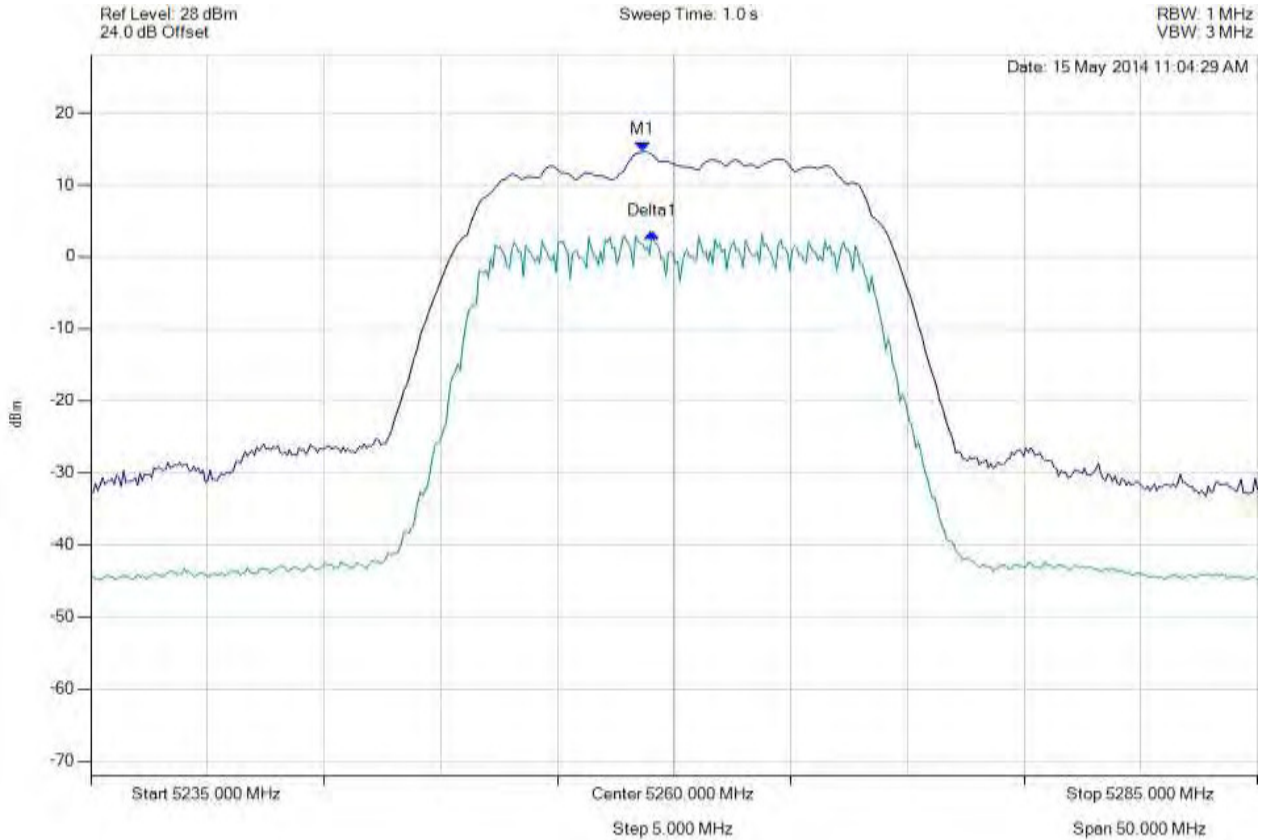


Title: Aruba Networks APIN0214, APIN0215
To: FCC 47 CFR Part 15.407 & IC RSS-210
Serial #: ARUB179-U8 Rev B
Issue Date: 2nd September 2014
Page: 324 of 330



PEAK EXCURSION RATIO

Variant: 802.11n HT-20, Channel: 5260.00 MHz, Chain a, Temp: Ambient, Voltage: 12 Vdc



Analyser Setup	Marker : Frequency : Amplitude	Test Results
Sweep Count = 0 RF Atten (dB) = 20 TRACE 1: Detector = MAX PEAK Trace Mode = VIEW TRACE 2: Detector = RMS Trace Mode = VIEW	M1 : 5258.647 MHz : 14.581 dBm Delta1 : 401 KHz : -11.270 dB	Measured Excursion Ratio: 11.27 dB Limit: 13.0 dB Margin: -1.73 dB

[Back to the Matrix](#)

This test report may be reproduced in full only. The document may only be updated by MiCOM Labs personnel. Any changes will be noted in the Document History section of the report.

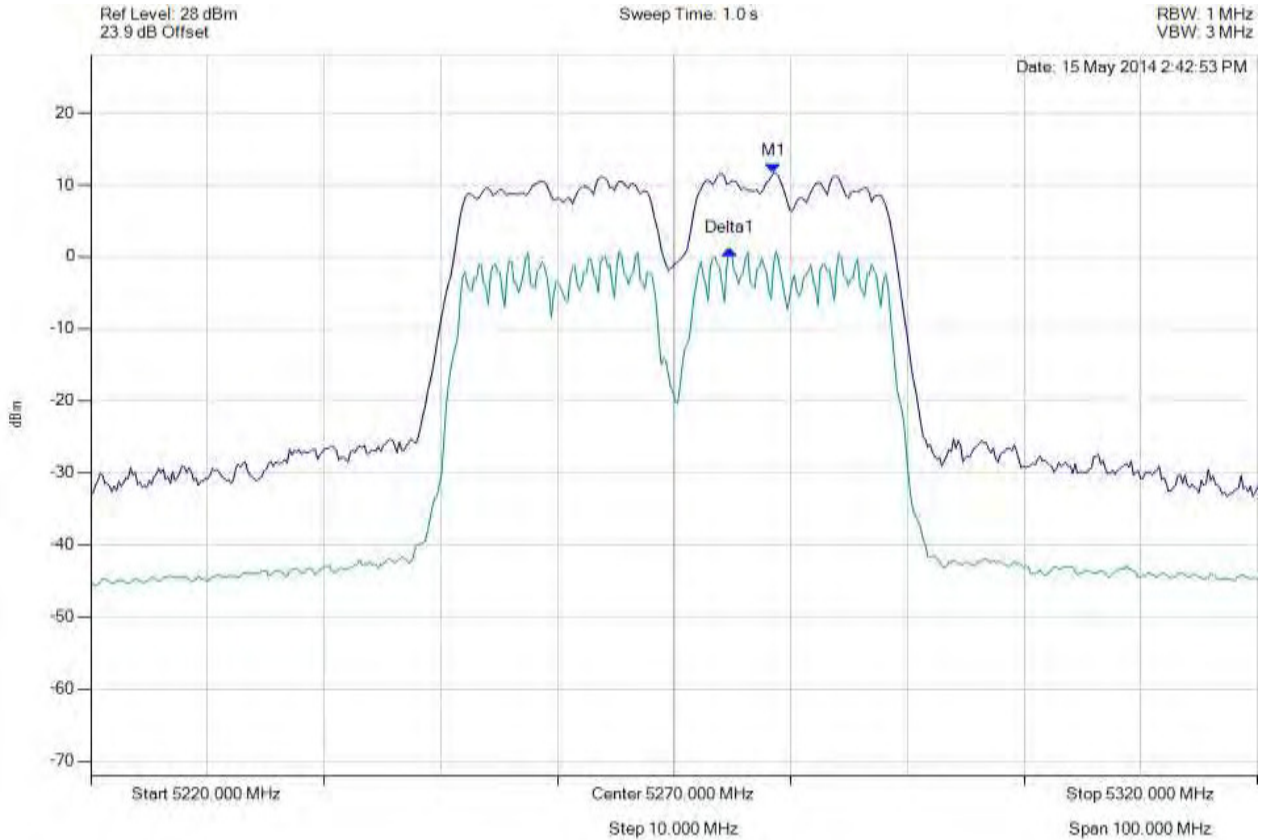


Title: Aruba Networks APIN0214, APIN0215
To: FCC 47 CFR Part 15.407 & IC RSS-210
Serial #: ARUB179-U8 Rev B
Issue Date: 2nd September 2014
Page: 325 of 330



PEAK EXCURSION RATIO

Variant: 802.11n HT-40, Channel: 5270.00 MHz, Chain a, Temp: Ambient, Voltage: 12 Vdc



Analyser Setup	Marker : Frequency : Amplitude	Test Results
Sweep Count = 0 RF Atten (dB) = 20 TRACE 1: Detector = MAX PEAK Trace Mode = VIEW TRACE 2: Detector = RMS Trace Mode = VIEW	M1 : 5278.517 MHz : 11.620 dBm Delta1 : -3807615 Hz : -10.585 dB	Measured Excursion Ratio: 10.59 dB Limit: 13.0 dB Margin: -2.41 dB

[Back to the Matrix](#)

This test report may be reproduced in full only. The document may only be updated by MiCOM Labs personnel. Any changes will be noted in the Document History section of the report.

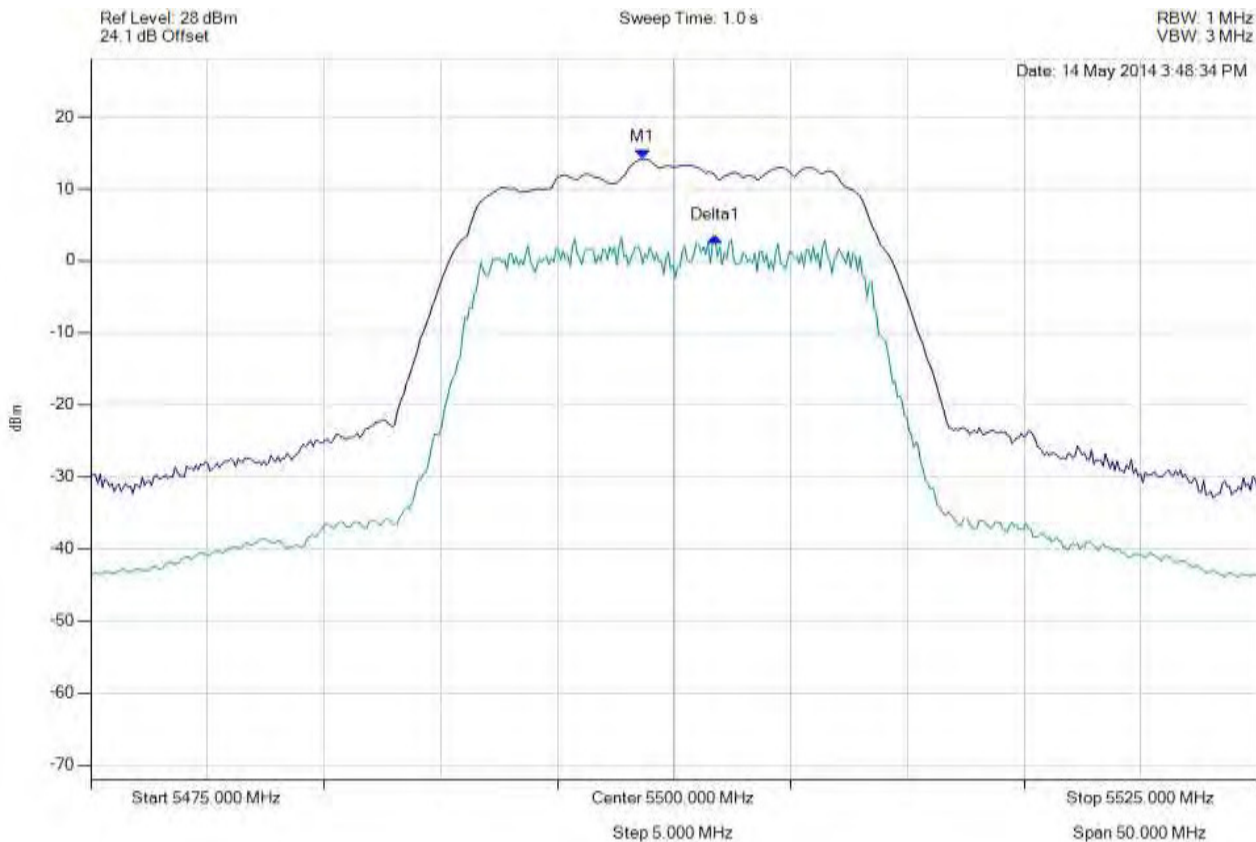


Title: Aruba Networks APIN0214, APIN0215
To: FCC 47 CFR Part 15.407 & IC RSS-210
Serial #: ARUB179-U8 Rev B
Issue Date: 2nd September 2014
Page: 326 of 330



PEAK EXCURSION RATIO

Variant: 802.11a, Channel: 5500.00 MHz, Chain a, Temp: Ambient, Voltage: 12 Vdc



Analyser Setup	Marker : Frequency : Amplitude	Test Results
Sweep Count = 0 RF Atten (dB) = 20 TRACE 1: Detector = MAX PEAK Trace Mode = VIEW TRACE 2: Detector = RMS Trace Mode = VIEW	M1 : 5498.647 MHz : 14.090 dBm Delta1 : 3.106 MHz : -10.753 dB	Measured Excursion Ratio: 10.75 dB Limit: 13.0 dB Margin: -2.25 dB

[Back to the Matrix](#)

This test report may be reproduced in full only. The document may only be updated by MiCOM Labs personnel. Any changes will be noted in the Document History section of the report.

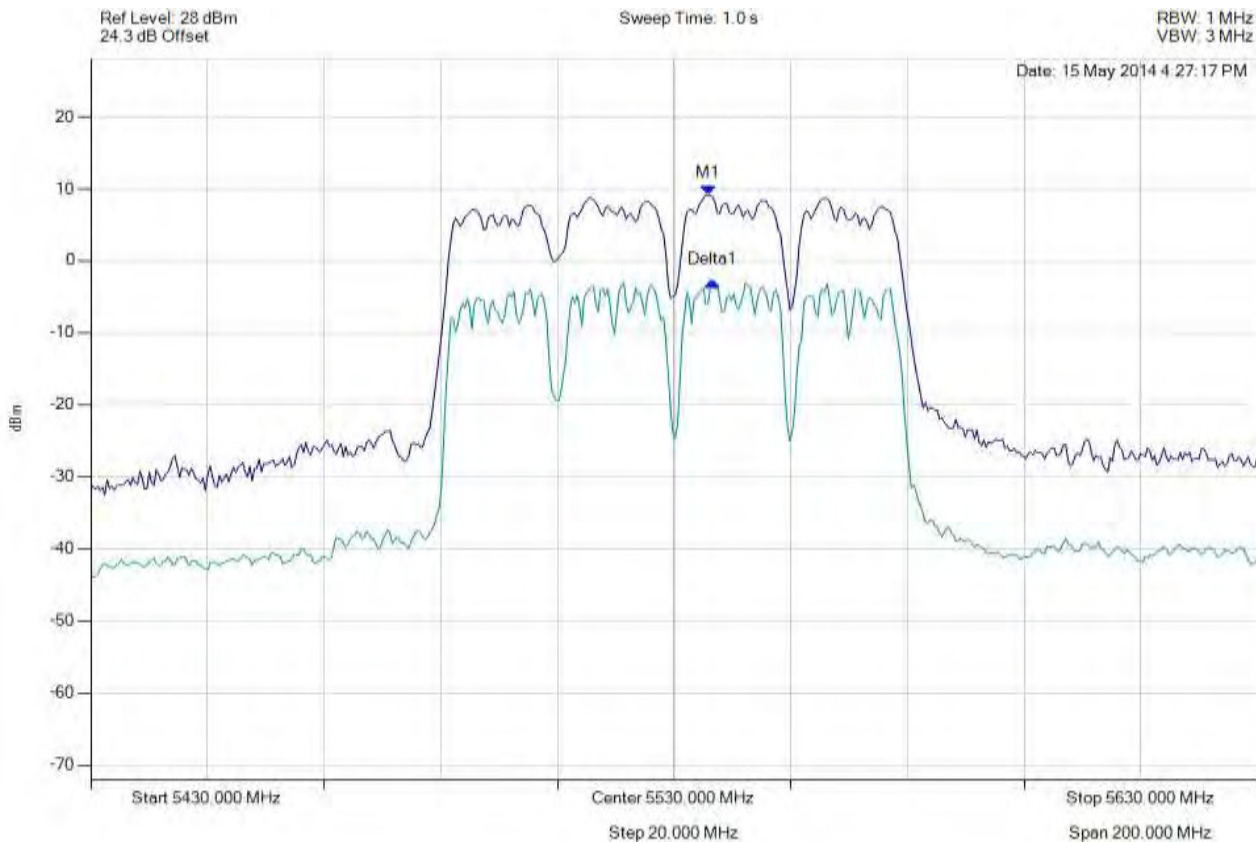


Title: Aruba Networks APIN0214, APIN0215
To: FCC 47 CFR Part 15.407 & IC RSS-210
Serial #: ARUB179-U8 Rev B
Issue Date: 2nd September 2014
Page: 327 of 330



PEAK EXCURSION RATIO

Variant: 802.11ac-80, Channel: 5530.00 MHz, Chain a, Temp: Ambient, Voltage: 12 Vdc



Analyser Setup	Marker : Frequency : Amplitude	Test Results
Sweep Count = 0 RF Atten (dB) = 20 TRACE 1: Detector = MAX PEAK Trace Mode = VIEW TRACE 2: Detector = RMS Trace Mode = VIEW	M1 : 5535.812 MHz : 9.122 dBm Delta1 : 802 KHz : -12.050 dB	Measured Excursion Ratio: 12.05 dB Limit: 13.0 dB Margin: -0.95 dB

[Back to the Matrix](#)

This test report may be reproduced in full only. The document may only be updated by MiCOM Labs personnel. Any changes will be noted in the Document History section of the report.

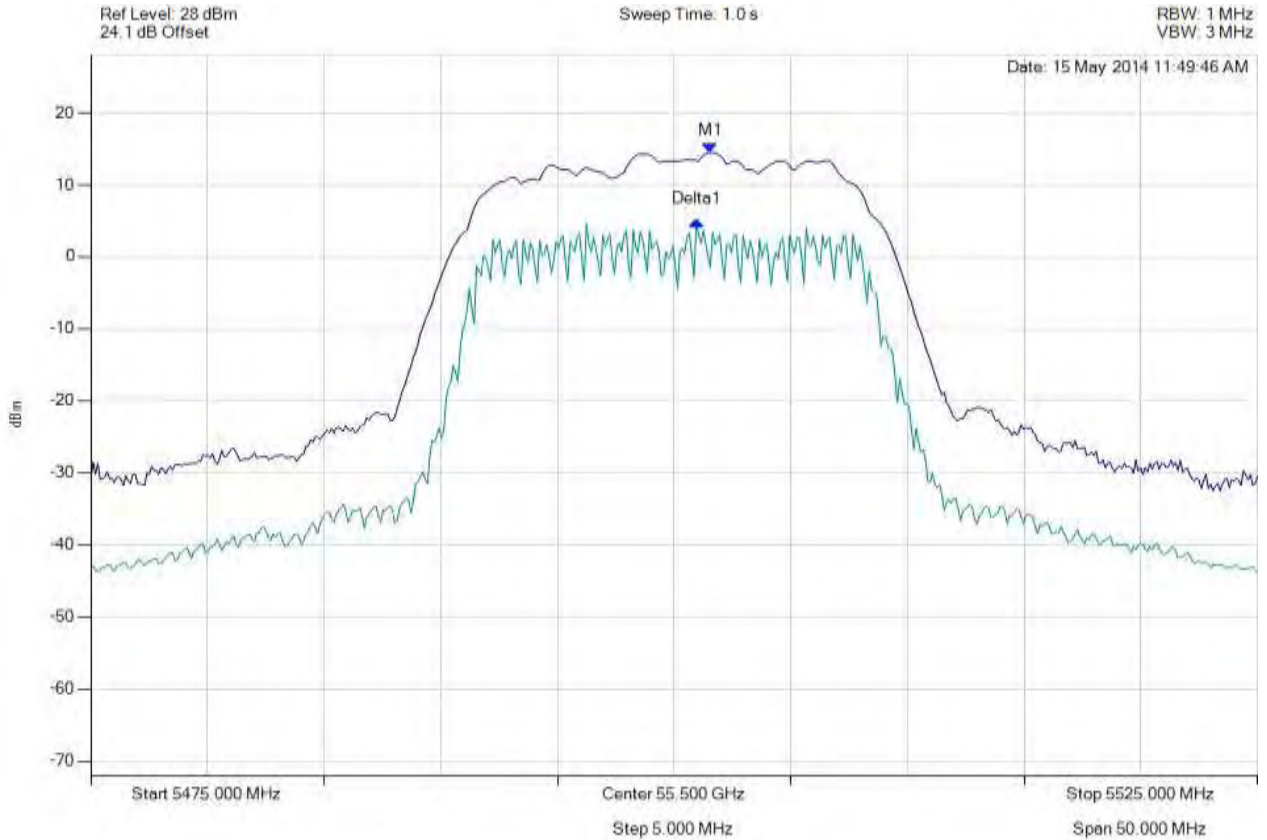


Title: Aruba Networks APIN0214, APIN0215
To: FCC 47 CFR Part 15.407 & IC RSS-210
Serial #: ARUB179-U8 Rev B
Issue Date: 2nd September 2014
Page: 328 of 330



PEAK EXCURSION RATIO

Variant: 802.11n HT-20, Channel: 5500.00 MHz, Chain a, Temp: Ambient, Voltage: 12 Vdc



Analyser Setup	Marker : Frequency : Amplitude	Test Results
Sweep Count = 0 RF Atten (dB) = 20 TRACE 1: Detector = MAX PEAK Trace Mode = VIEW TRACE 2: Detector = RMS Trace Mode = VIEW	M1 : 5501.553 MHz : 14.479 dBm Delta1 : -601202 Hz : -9.587 dB	Measured Excursion Ratio: 9.59 dB Limit: 13.0 dB Margin: -3.41 dB

[Back to the Matrix](#)

This test report may be reproduced in full only. The document may only be updated by MiCOM Labs personnel. Any changes will be noted in the Document History section of the report.

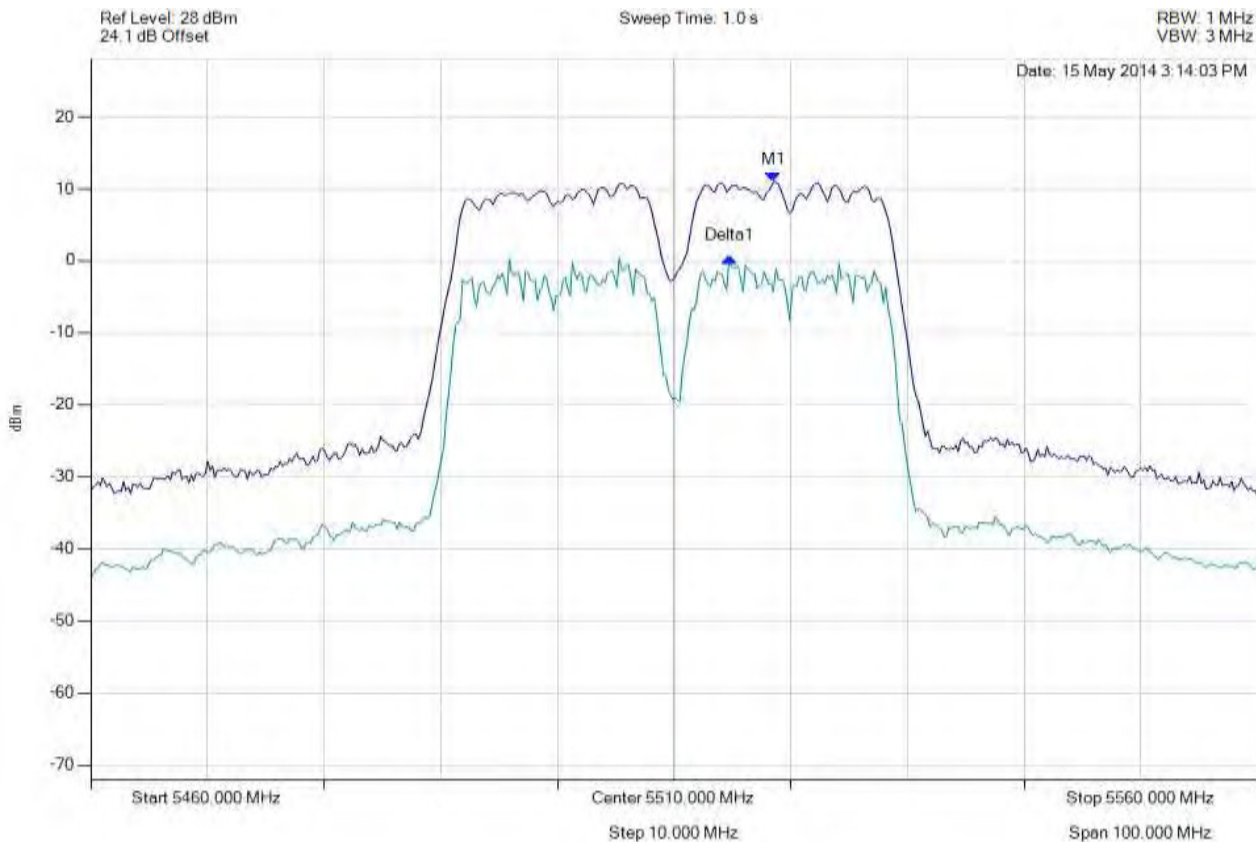


Title: Aruba Networks APIN0214, APIN0215
To: FCC 47 CFR Part 15.407 & IC RSS-210
Serial #: ARUB179-U8 Rev B
Issue Date: 2nd September 2014
Page: 329 of 330



PEAK EXCURSION RATIO

Variant: 802.11n HT-40, Channel: 5510.00 MHz, Chain a, Temp: Ambient, Voltage: 12 Vdc



Analyser Setup	Marker : Frequency : Amplitude	Test Results
Sweep Count = 0 RF Atten (dB) = 20 TRACE 1: Detector = MAX PEAK Trace Mode = VIEW TRACE 2: Detector = RMS Trace Mode = VIEW	M1 : 5518.517 MHz : 10.921 dBm Delta1 : -3807615 Hz : -10.463 dB	Measured Excursion Ratio: 10.46 dB Limit: 13.0 dB Margin: -2.54 dB

[Back to the Matrix](#)

This test report may be reproduced in full only. The document may only be updated by MiCOM Labs personnel. Any changes will be noted in the Document History section of the report.



575 Boulder Court
Pleasanton, California 94566, USA
Tel: 1.925.462.0304
Fax: 1.925.462.0306
www.micomlabs.com