

# TEST REPORT

**Application No.:** GZEM2006013119CR  
**Applicant:** Comba Telecom Ltd.  
**Address of Applicant:** 611 East Wing, No. 8 Science Park West Avenue, Hong Kong Science Park, Tai Po, Hong Kong  
**Manufacturer:** Comba Telecom Systems (China) Ltd.  
**Address of Manufacturer:** No. 10 Shenzhou Road, Guangzhou Science City, Guangzhou 510663, Guangdong, P.R. China  
**Factory:** Comba Telecom Systems (Guangzhou) Ltd.  
**Address of Factory:** 6 Jinbi Road, Economic and Technology Development District, Guangzhou, Guangdong, P.R.China  
**Equipment Under Test (EUT):**  
**EUT Name:** Internal Remote Control Unit  
**Model No.:** IRCU-C212  
**Trade Mark:** Comba  
**Standard(s):** 47 CFR Part 15, Subpart B  
**Date of Receipt:** 2020-06-16  
**Date of Test:** 2020-06-19 to 2020-06-24  
**Date of Issue:** 2020-06-29

<b>Test Result:</b>	<b>Pass*</b>
---------------------	--------------

\* In the configuration tested, the EUT complied with the standards specified above.

Kobe Jian  
EMC Laboratory Manager



Unless otherwise agreed in writing, this document is issued by the Company subject to its General Conditions of Service printed overleaf, available on request or accessible at <http://www.sgs.com/en/Terms-and-Conditions.aspx> and, for electronic format documents, subject to Terms and Conditions for Electronic Documents at <http://www.sgs.com/en/Terms-and-Conditions/Terms-e-Documents.aspx>. Attention is drawn to the limitation of liability, indemnification and jurisdiction issues defined therein. Any holder of this document is advised that information contained hereon reflects the Company's findings at the time of its intervention only and within the limits of Client's instructions, if any. The Company's sole responsibility is to its Client and this document does not exonerate parties to a transaction from exercising all their rights and obligations under the transaction documents. This document cannot be reproduced except in full, without prior written approval of the Company. Any unauthorized alteration, forgery or falsification of the content or appearance of this document is unlawful and offenders may be prosecuted to the fullest extent of the law. Unless otherwise stated the results shown in this test report refer only to the sample(s) tested and such sample(s) are retained for 30 days only.  
**Attention: To check the authenticity of testing /inspection report & certificate, please contact us at telephone: (86-755) 8307 1443, or email: [CN.Doccheck@sgs.com](mailto:CN.Doccheck@sgs.com)**

Revision Record				
Version	Chapter	Date	Modifier	Remark
01		2020-06-29		Original

<b>Authorized for issue by:</b>			
<b>Tested By</b>			2020-06-19 to 2020-06-24
	<b>Lily_Kuang /Project Engineer</b>		<b>Date</b>
<b>Checked By</b>			2020-06-29
	<b>Ricky_Liu /Reviewer</b>		<b>Date</b>



Unless otherwise agreed in writing, this document is issued by the Company subject to its General Conditions of Service printed overleaf, available on request or accessible at <http://www.sgs.com/en/Terms-and-Conditions.aspx> and, for electronic format documents, subject to Terms and Conditions for Electronic Documents at <http://www.sgs.com/en/Terms-and-Conditions/Terms-e-Documents.aspx>. Attention is drawn to the limitation of liability, indemnification and jurisdiction issues defined therein. Any holder of this document is advised that information contained hereon reflects the Company's findings at the time of its intervention only and within the limits of Client's instructions, if any. The Company's sole responsibility is to its Client and this document does not exonerate parties to a transaction from exercising all their rights and obligations under the transaction documents. This document cannot be reproduced except in full, without prior written approval of the Company. Any unauthorized alteration, forgery or falsification of the content or appearance of this document is unlawful and offenders may be prosecuted to the fullest extent of the law. Unless otherwise stated the results shown in this test report refer only to the sample(s) tested and such sample(s) are retained for 30 days only.

## 2 Test Summary

Emission Part				
Item	Standard	Method	Requirement	Result
Conducted Emissions at Mains Terminals (150kHz-30MHz)	47 CFR Part 15, Subpart B	ANSI C63.4:2014	Class B	Pass
Radiated Emissions (30MHz-1GHz)	47 CFR Part 15, Subpart B	ANSI C63.4:2014	Class B	Pass
Radiated Emissions (above 1GHz)	47 CFR Part 15, Subpart B	ANSI C63.4:2014	Class B	Pass

Internal Source	Upper Frequency
Below 1.705MHz	30MHz
1.705MHz to 108MHz	1GHz
108MHz to 500MHz	2GHz
500MHz to 1GHz	5GHz
Above 1GHz	5th harmonic of the highest frequency or 40GHz, whichever is lower



Unless otherwise agreed in writing, this document is issued by the Company subject to its General Conditions of Service printed overleaf, available on request or accessible at <http://www.sgs.com/en/Terms-and-Conditions.aspx> and, for electronic format documents, subject to Terms and Conditions for Electronic Documents at <http://www.sgs.com/en/Terms-and-Conditions/Terms-e-Documents.aspx>. Attention is drawn to the limitation of liability, indemnification and jurisdiction issues defined therein. Any holder of this document is advised that information contained hereon reflects the Company's findings at the time of its intervention only and within the limits of Client's instructions, if any. The Company's sole responsibility is to its Client and this document does not exonerate parties to a transaction from exercising all their rights and obligations under the transaction documents. This document cannot be reproduced except in full, without prior written approval of the Company. Any unauthorized alteration, forgery or falsification of the content or appearance of this document is unlawful and offenders may be prosecuted to the fullest extent of the law. Unless otherwise stated the results shown in this test report refer only to the sample(s) tested and such sample(s) are retained for 30 days only.

Attention: To check the authenticity of testing /inspection report & certificate, please contact us at telephone: (86-755) 8307 1443, or email: [CN.Doccheck@sgs.com](mailto:CN.Doccheck@sgs.com)

### 3 Contents

	Page
1 Cover Page.....	1
2 Test Summary.....	3
3 Contents.....	4
4 General Information .....	5
4.1 Details of E.U.T.....	5
4.2 Description of Support Units .....	5
<b>4.3 Product Description.....</b>	<b>5</b>
4.4 Measurement Uncertainty.....	5
4.5 Test Location .....	5
4.6 Test Facility .....	6
4.7 Deviation from Standards .....	7
4.8 Abnormalities from Standard Conditions .....	7
5 Equipment List.....	8
6 Emission Test Results .....	10
6.1 Conducted Emissions at Mains Terminals (150kHz-30MHz) .....	10
6.1.1 E.U.T. Operation.....	10
6.1.2 Test Setup Diagram.....	10
6.1.3 Measurement Data .....	10
6.2 Radiated Emissions (30MHz-1GHz).....	13
6.2.1 E.U.T. Operation.....	13
6.2.2 Test Setup Diagram.....	13
6.2.3 Measurement Data .....	14
6.3 Radiated Emissions (above 1GHz).....	16
6.3.1 E.U.T. Operation.....	16
6.3.2 Test Setup Diagram.....	16
6.3.3 Measurement Data .....	16



Unless otherwise agreed in writing, this document is issued by the Company subject to its General Conditions of Service printed overleaf, available on request or accessible at <http://www.sgs.com/en/Terms-and-Conditions.aspx> and, for electronic format documents, subject to Terms and Conditions for Electronic Documents at <http://www.sgs.com/en/Terms-and-Conditions/Terms-e-Document.aspx>. Attention is drawn to the limitation of liability, indemnification and jurisdiction issues defined therein. Any holder of this document is advised that information contained hereon reflects the Company's findings at the time of its intervention only and within the limits of Client's instructions, if any. The Company's sole responsibility is to its Client and this document does not exonerate parties to a transaction from exercising all their rights and obligations under the transaction documents. This document cannot be reproduced except in full, without prior written approval of the Company. Any unauthorized alteration, forgery or falsification of the content or appearance of this document is unlawful and offenders may be prosecuted to the fullest extent of the law. Unless otherwise stated the results shown in this test report refer only to the sample(s) tested and such sample(s) are retained for 30 days only.

Attention: To check the authenticity of testing /inspection report & certificate, please contact us at telephone: (86-755) 8307 1443, or email: [CN.Doccheck@sgs.com](mailto:CN.Doccheck@sgs.com)

## 4 General Information

### 4.1 Details of E.U.T.

Power Supply:	DC 10-30V
Test Voltage:	AC 120V,60Hz powered by DC power supply refer to section 4.2 with output DC 24V (the worst case during the pretesting from DC 10-30V)
Max Internal Source:	120 MHz
Cable:	About 3m×8wires unshielded cable supplied by client for supporting test.

### 4.2 Description of Support Units

Description	Manufacturer	Model No.	SN/Certificate NO
Mouse	DELL	MOC5UO	G1B02ZP5
Mouse	DELL	M-WDEL1	OT0943
NoteBook	Apple	A1370	C02GR7BPDJYD
DC Power supply(EMC 0008)	Instek	PS-6010	L9905E037.11

### 4.3 Product Description

Internal control unit IRCU-C212 support 1~2 E-tilt antennas.

### 4.4 Measurement Uncertainty

No.	Item	Measurement Uncertainty
1	Conducted Disturbance Voltage at Mains Terminals	±3.63dB (9kHz to 150kHz)
		±3.22dB (150kHz to 30MHz)
3	Radiated Emissions	±5.0dB (30MHz-1GHz)
		±5.0dB (1GHz-6GHz)
4	Temperature	±0.4 °C
5	Humidity	±1.3%
6	DC power	±0.5 %

### 4.5 Test Location

All tests were performed at:

SGS-CSTC Standards Technical Services Co., Ltd., Guangzhou Branch EMC Laboratory,  
 198 Kezhu Road, Sciencetech Park, Guangzhou Economic & Technology Development District,  
 Guangzhou, China 510663

Tel: +86 20 82155555 Fax: +86 20 82075059

No tests were sub-contracted.



Unless otherwise agreed in writing, this document is issued by the Company subject to its General Conditions of Service printed overleaf, available on request or accessible at <http://www.sgs.com/en/Terms-and-Conditions.aspx> and, for electronic format documents, subject to Terms and Conditions for Electronic Documents at <http://www.sgs.com/en/Terms-and-Conditions/Terms-e-Documents.aspx>. Attention is drawn to the limitation of liability, indemnification and jurisdiction issues defined therein. Any holder of this document is advised that information contained hereon reflects the Company's findings at the time of its intervention only and within the limits of Client's instructions, if any. The Company's sole responsibility is to its Client and this document does not exonerate parties to a transaction from exercising all their rights and obligations under the transaction documents. This document cannot be reproduced except in full, without prior written approval of the Company. Any unauthorized alteration, forgery or falsification of the content or appearance of this document is unlawful and offenders may be prosecuted to the fullest extent of the law. Unless otherwise stated the results shown in this test report refer only to the sample(s) tested and such sample(s) are retained for 30 days only.

Attention: To check the authenticity of testing /inspection report & certificate, please contact us at telephone: (86-755) 8307 1443, or email: [CN.Doccheck@sgs.com](mailto:CN.Doccheck@sgs.com)  
 No.198 Kezhu Road, Sciencetech Park, Guangzhou Economic & Technology Development District, Guangzhou, China 510663 t (86-20) 82155555 f (86-20) 82075058 www.sgs.com  
 中国·广州·经济技术开发区科学城科珠路198号 邮编: 510663 t (86-20) 82155555 f (86-20) 82075058 sgs.china@sgs.com

## 4.6 Test Facility

The test facility is recognized, certified, or accredited by the following organizations:

● **NVLAP (Lab Code: 200611-0)**

SGS-CSTC Standards Technical Services Co., Ltd., Guangzhou EMC Laboratory is accredited by the National Voluntary Laboratory Accreditation Program (NVLAP/NIST). NVLAP Code: 200611-0.

The report must not be used by the client to claim product certification, approval, or endorsement by NVLAP, NIST, or any agency of the Federal Government.

● **ACMA**

SGS-CSTC Standards Technical Services Co., Ltd., EMC Laboratory can also perform testing for the Australian C-Tick mark as a result of our NVLAP accreditation.

● **SGS UK(Certificate No.: 32), SGS-TUV SAARLAND and SGS-FIMKO**

Have approved SGS-CSTC Standards Technical Services Co., Ltd., EMC Laboratory as a supplier of EMC TESTING SERVICES and SAFETY TESTING SERVICES.

● **CNAS (Lab Code: L0167)**

SGS-CSTC Standards Technical Services Co., Ltd., EMC Laboratory has been assessed and in compliance with CNAS-CL01:2018 accreditation criteria for testing laboratories (identical to ISO/IEC 17025:2017 General Requirements) for the Competence of Testing Laboratories.

● **FCC Recognized 2.948 Listed Test Firm(Registration No.: 282399)**

SGS-CSTC Standards Technical Services Co., Ltd., EMC Laboratory has been registered and fully described in a report filed with the (FCC) Federal Communications Commission. The acceptance letter from the FCC is maintained in our files. Registration 282399, May 31, 2002.

● **FCC Recognized Accredited Test Firm(Registration No.: 486818)**

SGS-CSTC Standards Technical Services Co., Ltd., EMC Laboratory has been accredited and fully described in a report filed with the (FCC) Federal Communications Commission. The acceptance letter from the FCC is maintained in our files. Designation Number: CN5016, Test Firm Registration Number: 486818, Jul 13, 2017.

● **Industry Canada (Registration No.: 4620B, CAB identifier: CN0052)**

SGS-CSTC Standards Technical Services Co., Ltd., has been registered by Innovation Science and Economic Development Canada for Wireless Device Testing laboratories to test to Canadian radio equipment requirements. Registration No. 4620B, CAB identifier: CN0052.

● **VCCI (Registration No.: R-12460, C-12584, G-10449 and T-11179)**

The 10m Semi-anechoic chamber and Shielded Room of SGS-CSTC Standards Technical Services Co., Ltd. have been registered in accordance with the Regulations for Voluntary Control Measures with Registration No.: R-12460, C-12584, G-10449 and T-11179 respectively.

● **CBTL (Lab Code: TL129)**

SGS-CSTC Standards Technical Services Co., Ltd., E&E Laboratory has been assessed and fully comply with the requirements of ISO/IEC 17025:2005, the Basic Rules, IECEE 01 and Rules of procedure IECEE 02, and the relevant IECEE CB-Scheme Operational documents.



Unless otherwise agreed in writing, this document is issued by the Company subject to its General Conditions of Service printed overleaf, available on request or accessible at <http://www.sgs.com/en/Terms-and-Conditions.aspx> and, for electronic format documents, subject to Terms and Conditions for Electronic Documents at <http://www.sgs.com/en/Terms-and-Conditions/Terms-e-Documents.aspx>. Attention is drawn to the limitation of liability, indemnification and jurisdiction issues defined therein. Any holder of this document is advised that information contained hereon reflects the Company's findings at the time of its intervention only and within the limits of Client's instructions, if any. The Company's sole responsibility is to its Client and this document does not exonerate parties to a transaction from exercising all their rights and obligations under the transaction documents. This document cannot be reproduced except in full, without prior written approval of the Company. Any unauthorized alteration, forgery or falsification of the content or appearance of this document is unlawful and offenders may be prosecuted to the fullest extent of the law. Unless otherwise stated the results shown in this test report refer only to the sample(s) tested and such sample(s) are retained for 30 days only.  
**Attention: To check the authenticity of testing /inspection report & certificate, please contact us at telephone: (86-755) 8307 1443, or email: CN.Doccheck@sgs.com**

#### 4.7 Deviation from Standards

None

#### 4.8 Abnormalities from Standard Conditions

None



Unless otherwise agreed in writing, this document is issued by the Company subject to its General Conditions of Service printed overleaf, available on request or accessible at <http://www.sgs.com/en/Terms-and-Conditions.aspx> and, for electronic format documents, subject to Terms and Conditions for Electronic Documents at <http://www.sgs.com/en/Terms-and-Conditions/Terms-e-Documents.aspx>. Attention is drawn to the limitation of liability, indemnification and jurisdiction issues defined therein. Any holder of this document is advised that information contained hereon reflects the Company's findings at the time of its intervention only and within the limits of Client's instructions, if any. The Company's sole responsibility is to its Client and this document does not exonerate parties to a transaction from exercising all their rights and obligations under the transaction documents. This document cannot be reproduced except in full, without prior written approval of the Company. Any unauthorized alteration, forgery or falsification of the content or appearance of this document is unlawful and offenders may be prosecuted to the fullest extent of the law. Unless otherwise stated the results shown in this test report refer only to the sample(s) tested and such sample(s) are retained for 30 days only.

Attention: To check the authenticity of testing /inspection report & certificate, please contact us at telephone: (86-755) 8307 1443, or email: [CN.Doccheck@sgs.com](mailto:CN.Doccheck@sgs.com)

## 5 Equipment List

Conducted Emissions at Mains Terminals (150kHz-30MHz)					
Equipment	Manufacturer	Model No	Inventory No	Cal Date	Cal Due Date
Shielding Room	ChangZhou ZhongYu	8m x 3m x 3.8m	EMC0306	N/A	N/A
Two-Line V-Network	Rohde & Schwarz	ENV216	EMC0118	2020-01-10	2021-01-09
LISN	Rohde & Schwarz	ENV216	EMC2135	2019-09-16	2020-09-15
EMI Test Receiver	Rohde & Schwarz	ESCS30	EMC0506	2019-11-18	2020-11-17
Coaxial Cable	HangTianXing	2m	EMC0107	2018-09-20	2020-09-19
Voltage Probe	SGS-EMC	N/A	EMC0106	2019-05-10	2021-05-09
Conical Metal Housing	SGS-EMC	N/A	EMC0167	2020-04-19	2022-04-18
Test Software E3c	Audix	Ver. 5.4.1221b	GZE100-62	N/A	N/A

Radiated Emissions (30MHz-1GHz)					
Equipment	Manufacturer	Model No	Inventory No	Cal Date	Cal Due Date
EMI Test Receiver	Rohde & Schwarz	ESIB26	EMC0522	2020-01-10	2021-01-09
EMI Test Receiver	Rohde & Schwarz	ESCI	EMC0056	2020-01-10	2021-01-09
Chamber cable	HangTianXing	N/A	EMC0542	2019-06-28	2021-06-27
Trilog Broadband Antenna 25MHz-1GHz	SCHWARZBECKME SS-ELEKTRONIK	VULB 9168	EMC2174	2018-09-06	2021-09-05
Trilog Broadband Antenna 30MHz-1GHz	SCHWARZBECKME SS-ELEKTRONIK	VULB 9168	SEM003-18	2019-02-22	2022-02-22
Bi-log Type Antenna	Schaffner Chase	CBL6143	EMC0519	2020-06-08	2023-06-07
Horn Antenna 1GHz-18GHz	Rohde & Schwarz	HF906	EMC0518	2018-09-02	2021-09-01
1GHz-26.5 GHz Pre-Amplifier	Agilent	8449B	EMC0521	2020-01-10	2021-01-09
Amplifier	HP	8447F	EMC2065	2020-05-26	2021-05-25
Pre-Amplifier MH648A	ANRITSU CORP	MH648A	EMC2086	2019-11-18	2020-11-17
Active Loop Antenna	ETS-Lindgren	6502	EMC2190	2019-12-27	2021-12-26
High Pass Filter(915MHz)	FSY MICROWAVE	HM1465-9SS	EMC2079	2020-01-10	2021-01-09
2.4GHz Filter	Micro-Tronics	BRM 50702	EMC2069	2020-01-10	2021-01-09
10m Semi-Anechoic Chamber	ETS	N/A	EMC0530	2019-10-20	2022-10-19
966 Anechoic Chamber	C.R.T	9m x 6m x 6m	EMC2142	2017-12-19	2020-12-18
MXE EMI Receiver	Keysight	N9038A	EMC2139	2019-11-18	2020-11-17
EXA Signal Analyzer	Keysight	N9010A	EMC2138	2019-11-18	2020-11-17
Test Software E3	Audix	Ver.6.120110a	GZE100-61	N/A	N/A



Unless otherwise agreed in writing, this document is issued by the Company subject to its General Conditions of Service printed overleaf, available on request or accessible at <http://www.sgs.com/en/Terms-and-Conditions.aspx> and, for electronic format documents, subject to Terms and Conditions for Electronic Documents at <http://www.sgs.com/en/Terms-and-Conditions/Terms-e-Document.aspx>. Attention is drawn to the limitation of liability, indemnification and jurisdiction issues defined therein. Any holder of this document is advised that information contained hereon reflects the Company's findings at the time of its intervention only and within the limits of Client's instructions, if any. The Company's sole responsibility is to its Client and this document does not exonerate parties to a transaction from exercising all their rights and obligations under the transaction documents. This document cannot be reproduced except in full, without prior written approval of the Company. Any unauthorized alteration, forgery or falsification of the content or appearance of this document is unlawful and offenders may be prosecuted to the fullest extent of the law. Unless otherwise stated the results shown in this test report refer only to the sample(s) tested and such sample(s) are retained for 30 days only.

Attention: To check the authenticity of testing /inspection report & certificate, please contact us at telephone: (86-755) 8307 1443, or email: [CN.Doccheck@sgs.com](mailto:CN.Doccheck@sgs.com)  
 No.198 Kezhu Road, Sciencetech Park, Guangzhou Economic & Technology Development District, Guangzhou, China 510663 t (86-20) 82155555 f (86-20) 82075058 www.sgs.com.cn  
 Guangzhou Branch Testing Center EEC Laboratory 中国·广州·经济技术开发区科学城科珠路198号 邮编: 510663 t (86-20) 82155555 f (86-20) 82075058 sgs.china@sgs.com



<b>Radiated Emissions (above 1GHz)</b>					
<b>Equipment</b>	<b>Manufacturer</b>	<b>Model No</b>	<b>Inventory No</b>	<b>Cal Date</b>	<b>Cal Due Date</b>
EMI Test Receiver	Rohde & Schwarz	ESIB26	EMC0522	2020-01-10	2021-01-09
EMI Test Receiver	Rohde & Schwarz	ESCI	EMC0056	2020-01-10	2021-01-09
Chamber cable	HangTianXing	N/A	EMC0542	2019-06-28	2021-06-27
Trilog Broadband Antenna 25MHz-1GHz	SCHWARZBECKME SS-ELEKTRONIK	VULB 9168	EMC2174	2018-09-06	2021-09-05
Bi-log Type Antenna	Schaffner Chase	CBL6143	EMC0519	2020-06-08	2023-06-07
Horn Antenna	SCHWARZBECKME SS-ELEKTRONIK	BBHA 9120D	EMC2016	2019-09-25	2022-09-24
Horn Antenna 1GHz-18GHz	Rohde & Schwarz	HF906	EMC0518	2018-09-02	2021-09-01
1GHz-26.5 GHz Pre-Amplifier	Agilent	8449B	EMC0521	2020-01-10	2021-01-09
Amplifier	HP	8447F	EMC2065	2020-05-26	2021-05-25
Pre-Amplifier MH648A	ANRITSU CORP	MH648A	EMC2086	2019-11-18	2020-11-17
Active Loop Antenna	EMCO	6502	EMC0523	2018-03-05	2021-03-04
High Pass Filter(915MHz)	FSY MICROWAVE	HM1465-9SS	EMC2079	2020-01-10	2021-01-09
2.4GHz Filter	Micro-Tronics	BRM 50702	EMC2069	2020-01-10	2021-01-09
10m Semi-Anechoic Chamber	ETS	N/A	EMC0530	2019-10-20	2022-10-19
966 Anechoic Chamber	C.R.T	9m x 6m x 6m	EMC2142	2017-12-19	2020-12-18
MXE EMI Receiver	Keysight	N9038A	EMC2139	2019-11-18	2020-11-17
EXA Signal Analyzer	Keysight	N9010A	EMC2138	2019-11-18	2020-11-17
Trilog Broadband Antenna 30MHz-1GHz	SCHWARZBECKME SS-ELEKTRONIK	VULB 9168	SEM003-18	2019-02-22	2022-02-22
Test Software E3	Audix	Ver.6.120110a	GZE100-61	N/A	N/A

<b>General used equipment</b>					
<b>Equipment</b>	<b>Manufacturer</b>	<b>Model No</b>	<b>Inventory No</b>	<b>Cal Date</b>	<b>Cal Due Date</b>
DMM	Fluke	73	EMC0006	2019-07-16	2020-07-15
DMM	Fluke	73	EMC0007	2019-07-16	2020-07-15



Unless otherwise agreed in writing, this document is issued by the Company subject to its General Conditions of Service printed overleaf, available on request or accessible at <http://www.sgs.com/en/Terms-and-Conditions.aspx> and, for electronic format documents, subject to Terms and Conditions for Electronic Documents at <http://www.sgs.com/en/Terms-and-Conditions/Terms-e-Documents.aspx>. Attention is drawn to the limitation of liability, indemnification and jurisdiction issues defined therein. Any holder of this document is advised that information contained hereon reflects the Company's findings at the time of its intervention only and within the limits of Client's instructions, if any. The Company's sole responsibility is to its Client and this document does not exonerate parties to a transaction from exercising all their rights and obligations under the transaction documents. This document cannot be reproduced except in full, without prior written approval of the Company. Any unauthorized alteration, forgery or falsification of the content or appearance of this document is unlawful and offenders may be prosecuted to the fullest extent of the law. Unless otherwise stated the results shown in this test report refer only to the sample(s) tested and such sample(s) are retained for 30 days only.

Attention: To check the authenticity of testing /inspection report & certificate, please contact us at telephone: (86-755) 8307 1443, or email: [CN.Doccheck@sgs.com](mailto:CN.Doccheck@sgs.com)

## 6 Emission Test Results

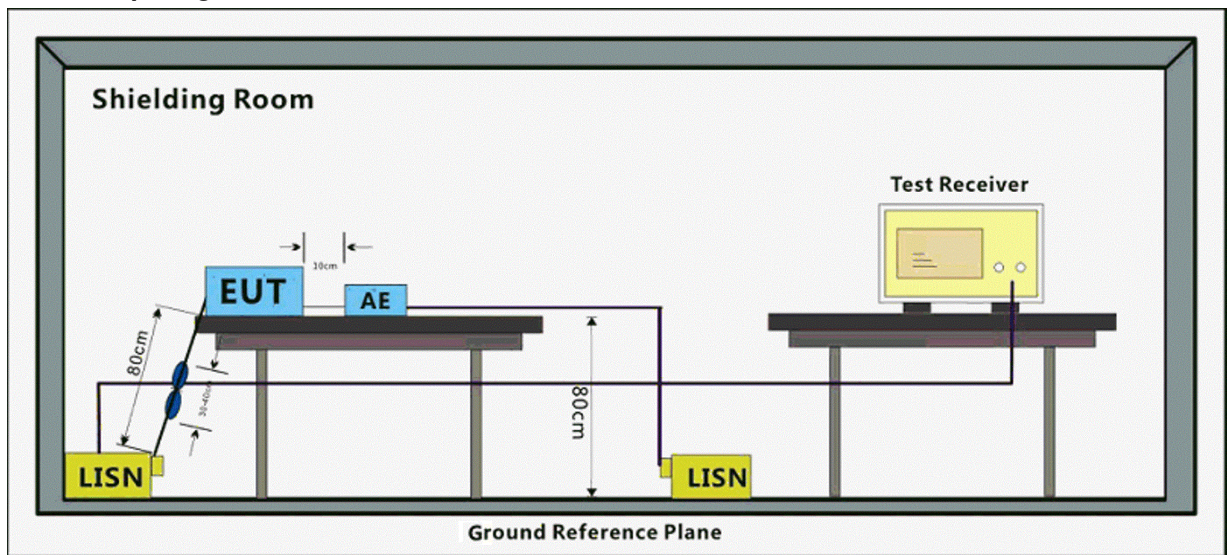
### 6.1 Conducted Emissions at Mains Terminals (150kHz-30MHz)

Test Requirement:	47 CFR Part 15, Subpart B
Test Method:	ANSI C63.4:2014
Frequency Range:	150kHz to 30MHz
Limit:	
0.15M-0.5MHz	66dB(μV)-56dB(μV) quasi-peak, 56dB(μV)-46dB(μV) average
0.5M-5MHz	56dB(μV) quasi-peak, 46dB(μV) average
5M-30MHz	60dB(μV) quasi-peak, 50dB(μV) average
Detector:	Peak for pre-scan (9kHz resolution bandwidth) 0.15M to 30MHz

#### 6.1.1 E.U.T. Operation

Operating Environment:	
Temperature:	23.5 °C      Humidity: 52 % RH      Atmospheric Pressure: 1020 mbar
Test Mode:	a: Normal working_Keep the EUT continuously running via PC control.

#### 6.1.2 Test Setup Diagram



#### 6.1.3 Measurement Data

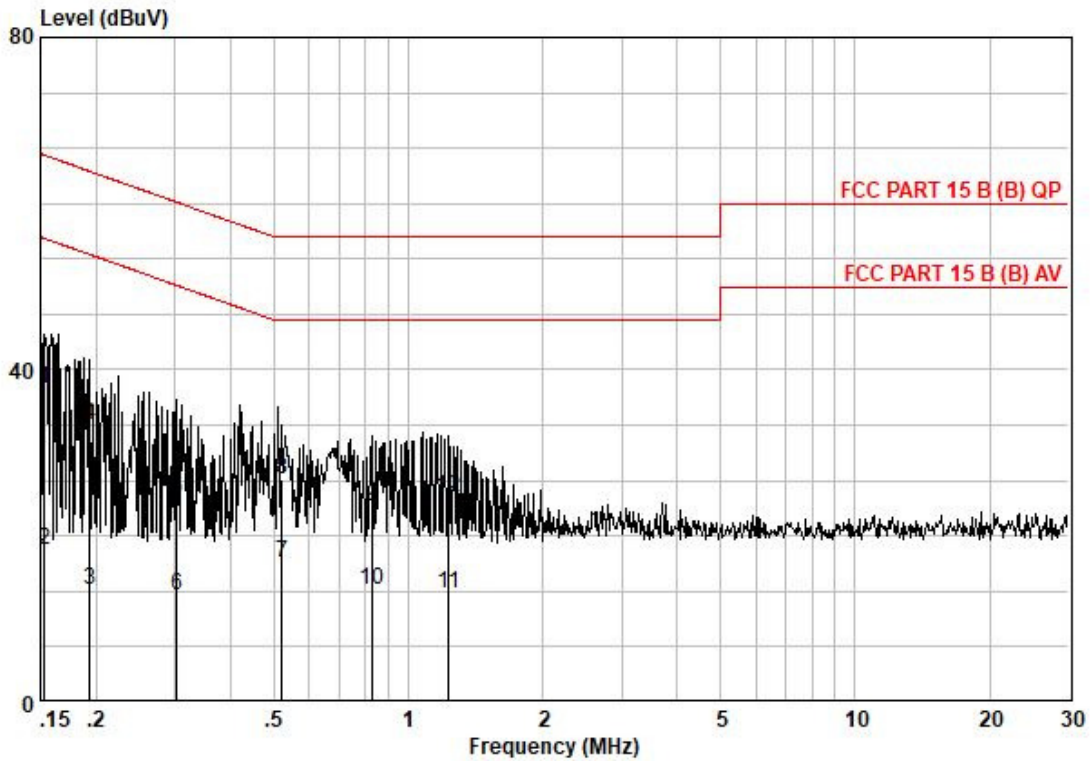
An initial pre-scan was performed with peak detector. Quasi-Peak or Average measurement were performed at the frequencies with maximized peak emission were detected.

Measured Level = Read level + Cable Loss + LISN Factor



Unless otherwise agreed in writing, this document is issued by the Company subject to its General Conditions of Service printed overleaf, available on request or accessible at <http://www.sgs.com/en/Terms-and-Conditions.aspx> and, for electronic format documents, subject to Terms and Conditions for Electronic Documents at <http://www.sgs.com/en/Terms-and-Conditions/Terms-e-Documents.aspx>. Attention is drawn to the limitation of liability, indemnification and jurisdiction issues defined therein. Any holder of this document is advised that information contained hereon reflects the Company's findings at the time of its intervention only and within the limits of Client's instructions, if any. The Company's sole responsibility is to its Client and this document does not exonerate parties to a transaction from exercising all their rights and obligations under the transaction documents. This document cannot be reproduced except in full, without prior written approval of the Company. Any unauthorized alteration, forgery or falsification of the content or appearance of this document is unlawful and offenders may be prosecuted to the fullest extent of the law. Unless otherwise stated the results shown in this test report refer only to the sample(s) tested and such sample(s) are retained for 30 days only.

Mode:a; Line:Live Line



Pol :LIVE  
No :  
Model :

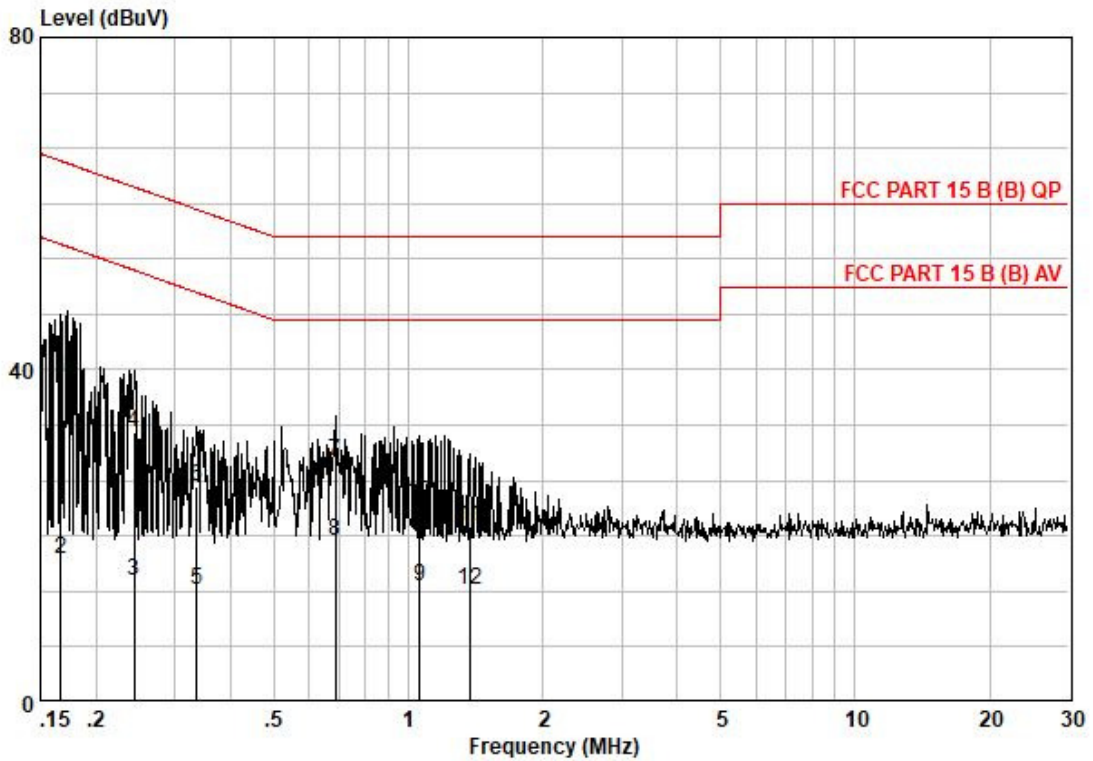
Frequency MHz	read level dBuV	Cable Loss dB	LISN Factor dB	Measured level dBuV	Limit Line dBuV	Over limit dB	Remark
0.15	27.90	0.10	9.67	37.67	65.82	-28.16	QP
0.15	8.58	0.10	9.67	18.35	55.82	-37.48	AVERAGE
0.19	3.74	0.10	9.66	13.50	53.89	-40.39	AVERAGE
0.19	23.52	0.10	9.66	33.28	63.89	-30.61	QP
0.30	14.66	0.10	9.67	24.43	60.15	-35.72	QP
0.30	3.08	0.10	9.67	12.85	50.15	-37.30	AVERAGE
0.52	6.91	0.10	9.67	16.68	46.00	-29.32	AVERAGE
0.52	16.94	0.10	9.67	26.71	56.00	-29.29	QP
0.83	13.76	0.10	9.68	23.54	56.00	-32.46	QP
0.83	3.82	0.10	9.68	13.60	46.00	-32.40	AVERAGE
1.23	3.39	0.10	9.68	13.17	46.00	-32.83	AVERAGE
1.23	14.92	0.10	9.68	24.70	56.00	-31.30	QP



Unless otherwise agreed in writing, this document is issued by the Company subject to its General Conditions of Service printed overleaf, available on request or accessible at <http://www.sgs.com/en/Terms-and-Conditions.aspx> and, for electronic format documents, subject to Terms and Conditions for Electronic Documents at <http://www.sgs.com/en/Terms-and-Conditions/Terms-e-Documents.aspx>. Attention is drawn to the limitation of liability, indemnification and jurisdiction issues defined therein. Any holder of this document is advised that information contained hereon reflects the Company's findings at the time of its intervention only and within the limits of Client's instructions, if any. The Company's sole responsibility is to its Client and this document does not exonerate parties to a transaction from exercising all their rights and obligations under the transaction documents. This document cannot be reproduced except in full, without prior written approval of the Company. Any unauthorized alteration, forgery or falsification of the content or appearance of this document is unlawful and offenders may be prosecuted to the fullest extent of the law. Unless otherwise stated the results shown in this test report refer only to the sample(s) tested and such sample(s) are retained for 30 days only.

Attention: To check the authenticity of testing /inspection report & certificate, please contact us at telephone: (86-755) 8307 1443, or email: [CN.Doccheck@sgs.com](mailto:CN.Doccheck@sgs.com)  
 No.198 Kezhu Road, Sciencetech Park, Guangzhou Economic & Technology Development District, Guangzhou, China 510663 t (86-20) 82155555 f (86-20) 82075058 www.sgs.com.cn  
 中国·广州·经济技术开发区科学城科珠路198号 邮编: 510663 t (86-20) 82155555 f (86-20) 82075058 sgs.china@sgs.com

Mode:a; Line:Neutral Line



Pol : NEUTRAL  
No :  
Model :

Frequency MHz	read level dBuV	Cable Loss dB	LISN Factor dB	Measured level dBuV	Limit Line dBuV	Over limit dB	Remark
0.17	29.34	0.10	9.60	39.04	65.12	-26.08	QP
0.17	7.47	0.10	9.60	17.17	55.12	-37.95	AVERAGE
0.24	4.92	0.10	9.59	14.61	52.00	-37.38	AVERAGE
0.24	22.80	0.10	9.59	32.49	62.00	-29.50	QP
0.34	3.80	0.10	9.59	13.49	49.31	-35.82	AVERAGE
0.34	16.32	0.10	9.59	26.01	59.31	-33.30	QP
0.69	19.26	0.10	9.60	28.96	56.00	-27.04	QP
0.69	9.71	0.10	9.60	19.41	46.00	-26.59	AVERAGE
1.06	4.24	0.10	9.61	13.95	46.00	-32.05	AVERAGE
1.06	14.24	0.10	9.61	23.95	56.00	-32.05	QP
1.37	11.46	0.10	9.61	21.17	56.00	-34.83	QP
1.37	3.74	0.10	9.61	13.45	46.00	-32.55	AVERAGE



Unless otherwise agreed in writing, this document is issued by the Company subject to its General Conditions of Service printed overleaf, available on request or accessible at <http://www.sgs.com/en/Terms-and-Conditions.aspx> and, for electronic format documents, subject to Terms and Conditions for Electronic Documents at <http://www.sgs.com/en/Terms-and-Conditions/Terms-e-Documents.aspx>. Attention is drawn to the limitation of liability, indemnification and jurisdiction issues defined therein. Any holder of this document is advised that information contained hereon reflects the Company's findings at the time of its intervention only and within the limits of Client's instructions, if any. The Company's sole responsibility is to its Client and this document does not exonerate parties to a transaction from exercising all their rights and obligations under the transaction documents. This document cannot be reproduced except in full, without prior written approval of the Company. Any unauthorized alteration, forgery or falsification of the content or appearance of this document is unlawful and offenders may be prosecuted to the fullest extent of the law. Unless otherwise stated the results shown in this test report refer only to the sample(s) tested and such sample(s) are retained for 30 days only.

Attention: To check the authenticity of testing /inspection report & certificate, please contact us at telephone: (86-755) 8307 1443, or email: [CN.Doccheck@sgs.com](mailto:CN.Doccheck@sgs.com)

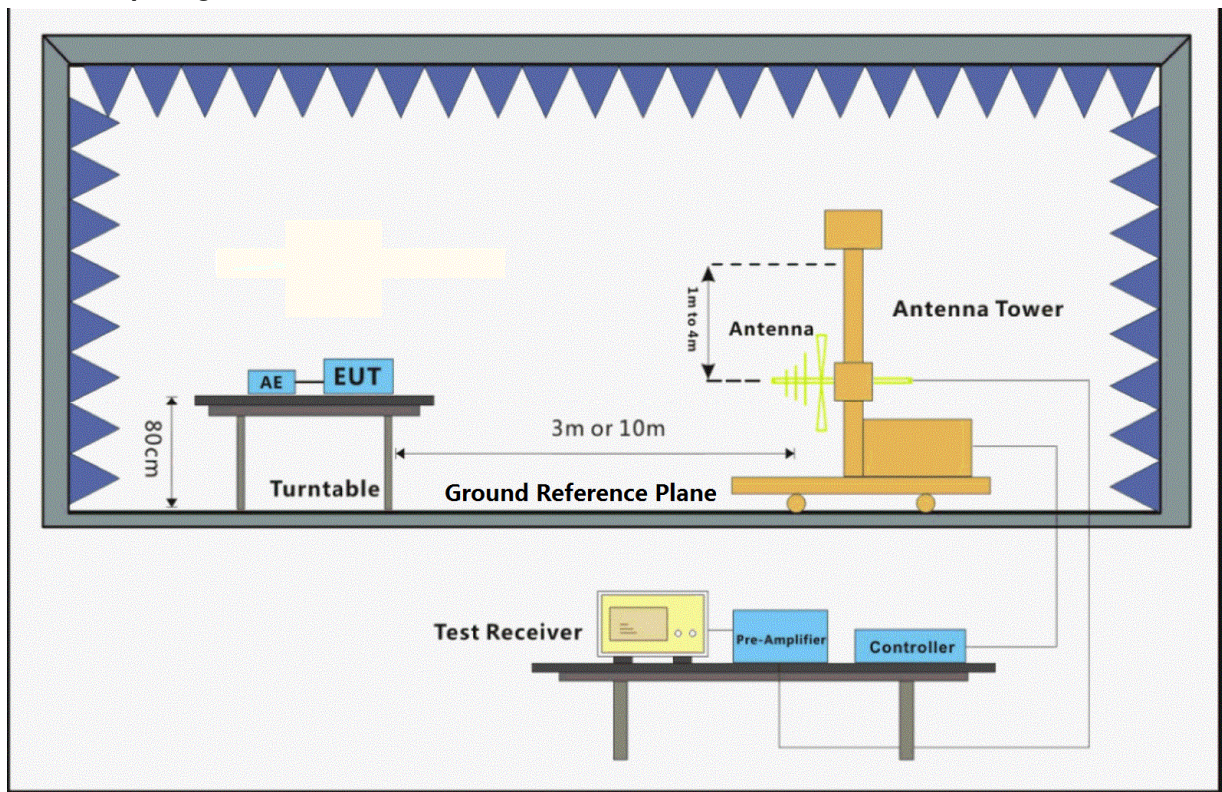
**6.2 Radiated Emissions (30MHz-1GHz)**

Test Requirement: 47 CFR Part 15, Subpart B  
 Test Method: ANSI C63.4:2014  
 Frequency Range: 30MHz to 1GHz  
 Measurement Distance: 10m  
 Limit:  
 30MHz -88MHz 29.5(dBμV/m) quasi-peak  
 88MHz-216MHz 33.1(dBμV/m) quasi-peak  
 216MHz-960MHz 35.6(dBμV/m) quasi-peak  
 960MHz-1000MHz 43.5(dBμV/m) quasi-peak  
 Detector: Peak for pre-scan (120kHz resolution bandwidth) 30M to1000MHz

**6.2.1 E.U.T. Operation**

Operating Environment:  
 Temperature: 23 °C Humidity: 55 % RH Atmospheric Pressure: 1020 mbar  
 Test Mode: a: Normal working\_Keep the EUT continuously running via PC control.

**6.2.2 Test Setup Diagram**



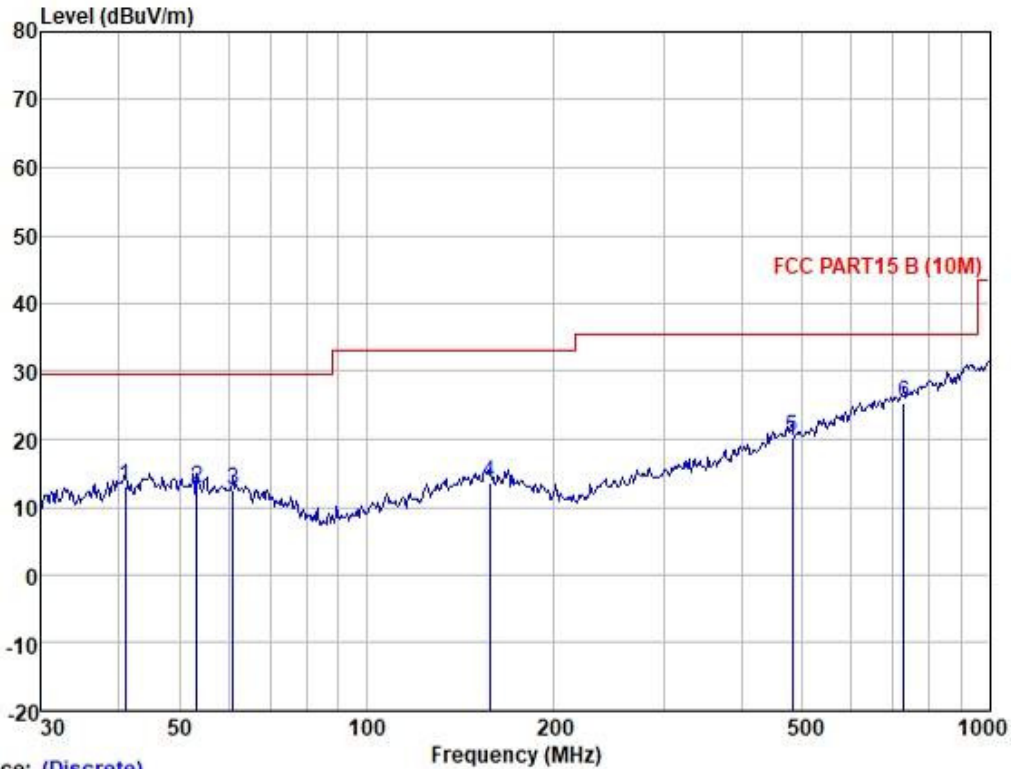
Unless otherwise agreed in writing, this document is issued by the Company subject to its General Conditions of Service printed overleaf, available on request or accessible at <http://www.sgs.com/en/Terms-and-Conditions.aspx> and, for electronic format documents, subject to Terms and Conditions for Electronic Documents at <http://www.sgs.com/en/Terms-and-Conditions/Terms-e-Documents.aspx>. Attention is drawn to the limitation of liability, indemnification and jurisdiction issues defined therein. Any holder of this document is advised that information contained hereon reflects the Company's findings at the time of its intervention only and within the limits of Client's instructions, if any. The Company's sole responsibility is to its Client and this document does not exonerate parties to a transaction from exercising all their rights and obligations under the transaction documents. This document cannot be reproduced except in full, without prior written approval of the Company. Any unauthorized alteration, forgery or falsification of the content or appearance of this document is unlawful and offenders may be prosecuted to the fullest extent of the law. Unless otherwise stated the results shown in this test report refer only to the sample(s) tested and such sample(s) are retained for 30 days only.

**6.2.3 Measurement Data**

An initial pre-scan was performed in the chamber using the spectrum analyser in peak detection mode. Quasi-peak measurements were conducted based on the peak sweep graph. The EUT was measured by BiConiLog antenna with 2 orthogonal polarities.

Level=Read Level + Antenna Factor + Cable Loss - Preamp Factor

Mode:a; Polarization:Horizontal



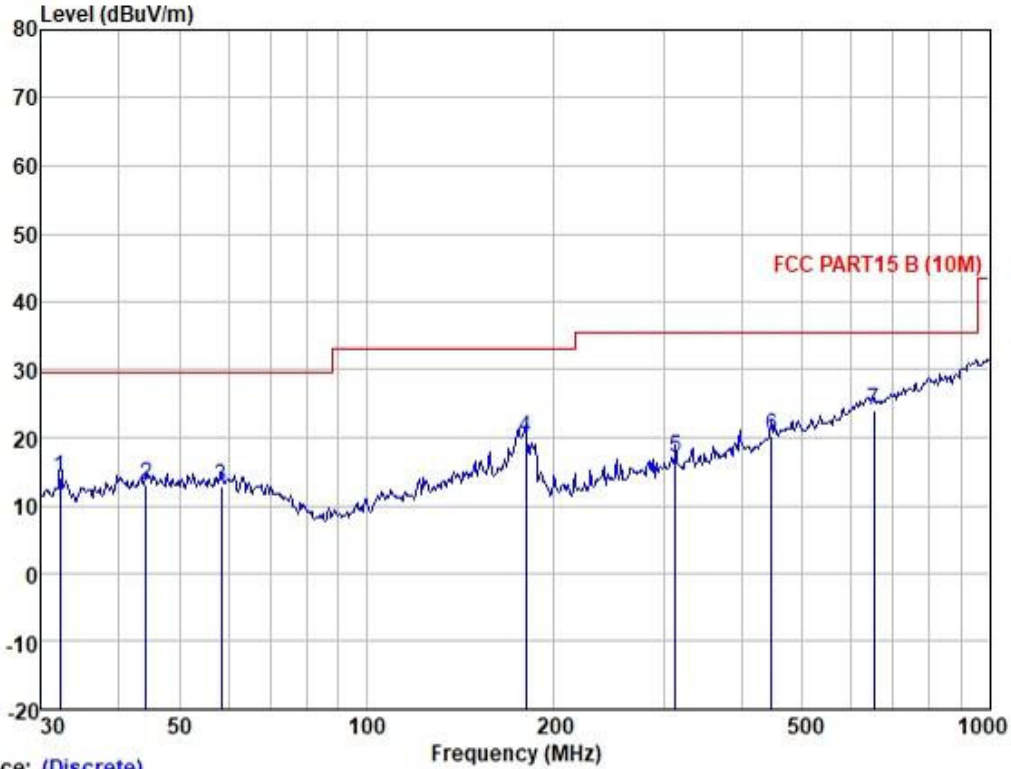
Trace: (Discrete)

	Read Freq	Antenna Level	Cable Factor	Preamp Loss	Level	Limit	Over	Pol/Phase	Remark
	MHz	dBuV	dB/m	dB	dBuV/m	dBuV/m	dB		
1	40.845	25.49	13.58	1.08	27.18	12.97	29.50	-16.53	HORIZONTAL QP
2	53.318	24.98	13.86	1.25	27.17	12.92	29.50	-16.58	HORIZONTAL QP
3	60.918	25.19	13.25	1.32	27.16	12.60	29.50	-16.90	HORIZONTAL QP
4	157.559	24.64	13.70	2.12	26.85	13.61	33.10	-19.49	HORIZONTAL QP
5	482.216	26.61	17.63	4.08	28.03	20.29	35.60	-15.31	HORIZONTAL QP
6	729.358	26.53	21.80	5.20	28.11	25.42	35.60	-10.18	HORIZONTAL QP



Unless otherwise agreed in writing, this document is issued by the Company subject to its General Conditions of Service printed overleaf, available on request or accessible at <http://www.sgs.com/en/Terms-and-Conditions.aspx> and, for electronic format documents, subject to Terms and Conditions for Electronic Documents at <http://www.sgs.com/en/Terms-and-Conditions/Terms-e-Documents.aspx>. Attention is drawn to the limitation of liability, indemnification and jurisdiction issues defined therein. Any holder of this document is advised that information contained hereon reflects the Company's findings at the time of its intervention only and within the limits of Client's instructions, if any. The Company's sole responsibility is to its Client and this document does not exonerate parties to a transaction from exercising all their rights and obligations under the transaction documents. This document cannot be reproduced except in full, without prior written approval of the Company. Any unauthorized alteration, forgery or falsification of the content or appearance of this document is unlawful and offenders may be prosecuted to the fullest extent of the law. Unless otherwise stated the results shown in this test report refer only to the sample(s) tested and such sample(s) are retained for 30 days only.

Mode:a; Polarization:Vertical



Trace: (Discrete)

	ReadAntenna	Cable	Preamp	Limit	Over					
Freq	Level	Loss	Factor	Line	Limit	Pol/Phase	Remark			
MHz	dBuV	dB/m	dB	dB	dBuV/m	dBuV/m	dB			
1	32.179	27.66	12.71	1.01	27.19	14.19	29.50	-15.31	VERTICAL	QP
2	44.120	25.13	13.81	1.17	27.17	12.94	29.50	-16.56	VERTICAL	QP
3	58.407	25.16	13.56	1.32	27.16	12.88	29.50	-16.62	VERTICAL	QP
4	180.017	32.57	12.00	2.35	26.81	20.11	33.10	-12.99	VERTICAL	QP
5	313.276	27.34	14.04	2.99	27.35	17.02	35.60	-18.58	VERTICAL	QP
6	446.414	27.07	17.23	4.05	27.99	20.36	35.60	-15.24	VERTICAL	QP
7	651.942	26.57	20.52	4.92	28.10	23.91	35.60	-11.69	VERTICAL	QP



Unless otherwise agreed in writing, this document is issued by the Company subject to its General Conditions of Service printed overleaf, available on request or accessible at <http://www.sgs.com/en/Terms-and-Conditions.aspx> and, for electronic format documents, subject to Terms and Conditions for Electronic Documents at <http://www.sgs.com/en/Terms-and-Conditions/Terms-e-Documents.aspx>. Attention is drawn to the limitation of liability, indemnification and jurisdiction issues defined therein. Any holder of this document is advised that information contained hereon reflects the Company's findings at the time of its intervention only and within the limits of Client's instructions, if any. The Company's sole responsibility is to its Client and this document does not exonerate parties to a transaction from exercising all their rights and obligations under the transaction documents. This document cannot be reproduced except in full, without prior written approval of the Company. Any unauthorized alteration, forgery or falsification of the content or appearance of this document is unlawful and offenders may be prosecuted to the fullest extent of the law. Unless otherwise stated the results shown in this test report refer only to the sample(s) tested and such sample(s) are retained for 30 days only.

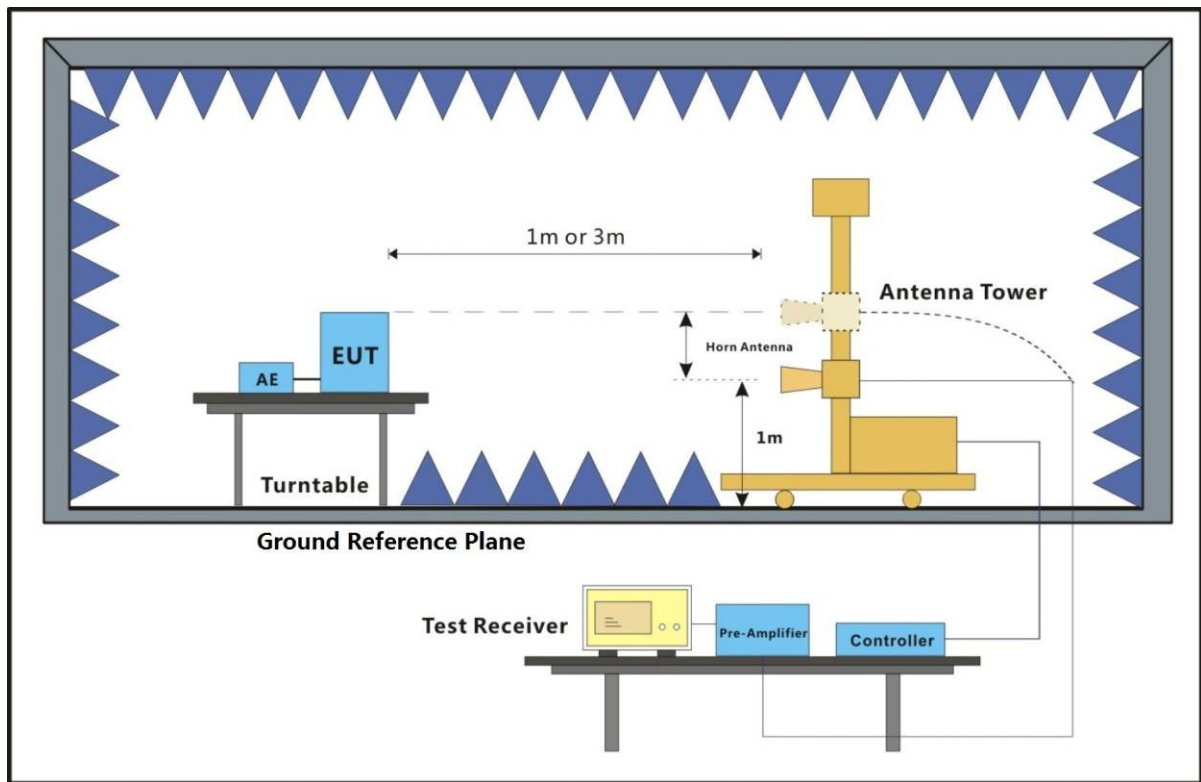
**6.3 Radiated Emissions (above 1GHz)**

Test Requirement: 47 CFR Part 15, Subpart B  
 Test Method: ANSI C63.4:2014  
 Frequency Range: Above 1GHz  
 Measurement Distance: 3m  
 Limit:  
 Above 1GHz 74(dBµV/m) peak, 54(dBµV/m) average  
 Detector: Peak for pre-scan (1000kHz resolution bandwidth) 1000M to18000MHz

**6.3.1 E.U.T. Operation**

Operating Environment:  
 Temperature: 25.2 °C Humidity: 55.6 % RH Atmospheric Pressure: 1020 mbar  
 Test Mode: a: Normal working\_Keep the EUT continuously running via PC control.

**6.3.2 Test Setup Diagram**



**6.3.3 Measurement Data**

An initial pre-scan was performed in the chamber using the spectrum analyser in peak detection mode. Average measurements were conducted based on the peak sweep graph. The EUT was measured by Horn antenna with 2 orthogonal polarities.

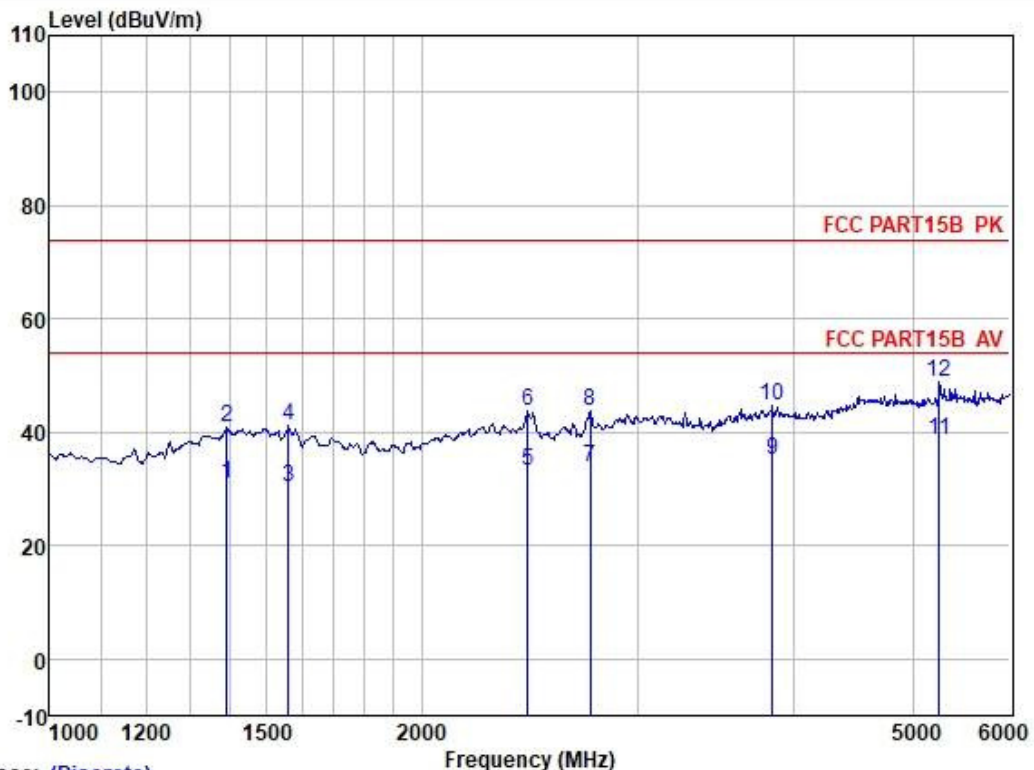
Level=Read Level + Antenna Factor + Cable Loss - Preamp Factor



Unless otherwise agreed in writing, this document is issued by the Company subject to its General Conditions of Service printed overleaf, available on request or accessible at <http://www.sgs.com/en/Terms-and-Conditions.aspx> and, for electronic format documents, subject to Terms and Conditions for Electronic Documents at <http://www.sgs.com/en/Terms-and-Conditions/Terms-e-Documents.aspx>. Attention is drawn to the limitation of liability, indemnification and jurisdiction issues defined therein. Any holder of this document is advised that information contained hereon reflects the Company's findings at the time of its intervention only and within the limits of Client's instructions, if any. The Company's sole responsibility is to its Client and this document does not exonerate parties to a transaction from exercising all their rights and obligations under the transaction documents. This document cannot be reproduced except in full, without prior written approval of the Company. Any unauthorized alteration, forgery or falsification of the content or appearance of this document is unlawful and offenders may be prosecuted to the fullest extent of the law. Unless otherwise stated the results shown in this test report refer only to the sample(s) tested and such sample(s) are retained for 30 days only.



Mode:a; Polarization:Horizontal



Trace: (Discrete)

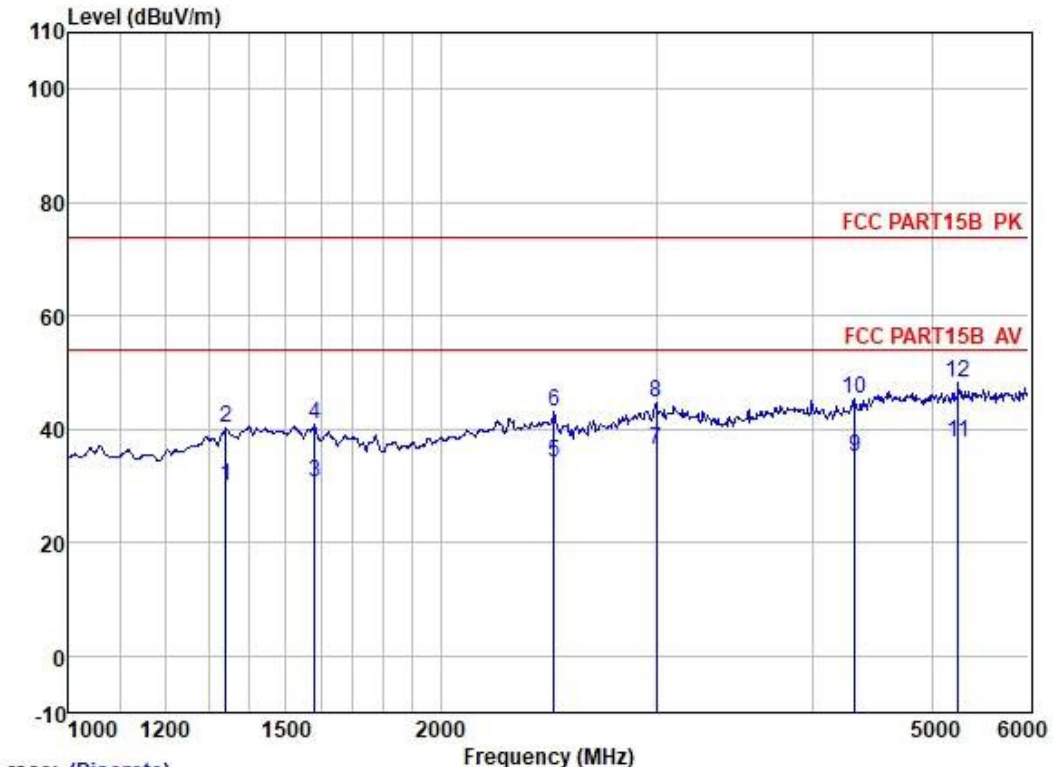
	Freq	ReadAntenna	Cable	Preamp	Limit	Over			Remark
	MHz	Level	Loss	Factor	Line	Limit	Pol/Phase		
		dBuV	dB/m	dB	dBuV/m	dB			
1	1390.528	40.05	25.38	2.60	37.23	30.80	54.00	-23.20	HORIZONTAL Average
2	1390.528	50.04	25.38	2.60	37.23	40.79	74.00	-33.21	HORIZONTAL Peak
3	1562.283	39.18	25.54	2.80	37.09	30.43	54.00	-23.57	HORIZONTAL Average
4	1562.283	49.80	25.54	2.80	37.09	41.05	74.00	-32.95	HORIZONTAL Peak
5	2440.728	39.26	27.42	3.40	36.91	33.17	54.00	-20.83	HORIZONTAL Average
6	2440.728	49.71	27.42	3.40	36.91	43.62	74.00	-30.38	HORIZONTAL Peak
7	2742.200	38.86	27.98	3.64	36.78	33.70	54.00	-20.30	HORIZONTAL Average
8	2742.200	48.83	27.98	3.64	36.78	43.67	74.00	-30.33	HORIZONTAL Peak
9	3847.421	37.42	29.60	4.60	36.41	35.21	54.00	-18.79	HORIZONTAL Average
10	3847.421	46.87	29.60	4.60	36.41	44.66	74.00	-29.34	HORIZONTAL Peak
11	5254.943	37.55	31.75	5.77	36.56	38.51	54.00	-15.49	HORIZONTAL Average
12	5254.943	47.83	31.75	5.77	36.56	48.79	74.00	-25.21	HORIZONTAL Peak



Unless otherwise agreed in writing, this document is issued by the Company subject to its General Conditions of Service printed overleaf, available on request or accessible at <http://www.sgs.com/en/Terms-and-Conditions.aspx> and, for electronic format documents, subject to Terms and Conditions for Electronic Documents at <http://www.sgs.com/en/Terms-and-Conditions/Terms-e-Document.aspx>. Attention is drawn to the limitation of liability, indemnification and jurisdiction issues defined therein. Any holder of this document is advised that information contained hereon reflects the Company's findings at the time of its intervention only and within the limits of Client's instructions, if any. The Company's sole responsibility is to its Client and this document does not exonerate parties to a transaction from exercising all their rights and obligations under the transaction documents. This document cannot be reproduced except in full, without prior written approval of the Company. Any unauthorized alteration, forgery or falsification of the content or appearance of this document is unlawful and offenders may be prosecuted to the fullest extent of the law. Unless otherwise stated the results shown in this test report refer only to the sample(s) tested and such sample(s) are retained for 30 days only.

Attention: To check the authenticity of testing /inspection report & certificate, please contact us at telephone: (86-755) 8307 1443, or email: [CN.Doccheck@sgs.com](mailto:CN.Doccheck@sgs.com)

Mode:a; Polarization:Vertical



Trace: (Discrete)

	Freq	ReadAntenna	Cable	Preamp	Limit	Over			Remark	
	MHz	Level	Loss	Factor	Line	Limit	Pol/Phase			
		dBuV	dB/m	dB	dB	dBuV/m	dB			
1	1341.581	39.36	25.30	2.60	37.28	29.98	54.00	-24.02	VERTICAL	Average
2	1341.581	49.48	25.30	2.60	37.28	40.10	74.00	-33.90	VERTICAL	Peak
3	1582.001	39.29	25.56	2.80	37.08	30.57	54.00	-23.43	VERTICAL	Average
4	1582.001	49.75	25.56	2.80	37.08	41.03	74.00	-32.97	VERTICAL	Peak
5	2471.533	40.19	27.46	3.55	36.90	34.30	54.00	-19.70	VERTICAL	Average
6	2471.533	49.17	27.46	3.55	36.90	43.28	74.00	-30.72	VERTICAL	Peak
7	2993.840	40.64	28.39	3.79	36.57	36.25	54.00	-17.75	VERTICAL	Average
8	2993.840	49.25	28.39	3.79	36.57	44.86	74.00	-29.14	VERTICAL	Peak
9	4330.397	36.21	30.54	4.67	36.42	35.00	54.00	-19.00	VERTICAL	Average
10	4330.397	46.73	30.54	4.67	36.42	45.52	74.00	-28.48	VERTICAL	Peak
11	5254.943	36.58	31.75	5.77	36.56	37.54	54.00	-16.46	VERTICAL	Average
12	5254.943	47.19	31.75	5.77	36.56	48.15	74.00	-25.85	VERTICAL	Peak

--End of Report--



Unless otherwise agreed in writing, this document is issued by the Company subject to its General Conditions of Service printed overleaf, available on request or accessible at <http://www.sgs.com/en/Terms-and-Conditions.aspx> and, for electronic format documents, subject to Terms and Conditions for Electronic Documents at <http://www.sgs.com/en/Terms-and-Conditions/Terms-e-Document.aspx>. Attention is drawn to the limitation of liability, indemnification and jurisdiction issues defined therein. Any holder of this document is advised that information contained hereon reflects the Company's findings at the time of its intervention only and within the limits of Client's instructions, if any. The Company's sole responsibility is to its Client and this document does not exonerate parties to a transaction from exercising all their rights and obligations under the transaction documents. This document cannot be reproduced except in full, without prior written approval of the Company. Any unauthorized alteration, forgery or falsification of the content or appearance of this document is unlawful and offenders may be prosecuted to the fullest extent of the law. Unless otherwise stated the results shown in this test report refer only to the sample(s) tested and such sample(s) are retained for 30 days only.