













# Annex C. Photographs

## C.1 Test Setup









### Radiated Test Setup

30 MHz – 1 GHz	1GHz – 9.5 GHz
	
9.5 GHz – 18 GHz	18 GHz - 40 GHz
	

### C.2 Test Sample

Sample #01	
<p>Module Front</p> 	<p>Module Back</p> 
<p>Adaptor front</p> 	<p>Adaptor back</p> 
<p>Extender board</p> 	<p>Laptop</p> 
<p>Antenna 1</p> 	<p>Antenna 2</p> 

**Sample #02**

<p><b>Module Front</b></p>	<p><b>Module Back</b></p>
	
<p><b>Adaptor front</b></p>	<p><b>Adaptor back</b></p>
	
<p><b>Extender board</b></p>	<p><b>Laptop</b></p>
	
<p><b>Antenna 1</b></p>	<p><b>Antenna 2</b></p>
	

### **End of the report**

**This page is left intentionally blank and marks the last page of the test report.**