



FCC RF Test Report

APPLICANT : Motorola Mobility LLC
EQUIPMENT : Mobile Cellular Phone
BRAND NAME : Motorola
MODEL NAME : XT1921-5, XT1921-3
FCC ID : IHDT56XC2
STANDARD : FCC 47 CFR Part 2, 22(H), 24(E), 27(L)
CLASSIFICATION : PCS Licensed Transmitter Held to Ear (PCE)

The product was received on Dec. 20, 2017 and testing was completed on Jan. 08, 2018. We, SPORTON INTERNATIONAL INC., would like to declare that the tested sample has been evaluated in accordance with the test procedures given in ANSI / TIA-603-E and has been in compliance with the applicable technical standards.

The test results in this report apply exclusively to the tested model / sample. Without written approval of SPORTON INTERNATIONAL INC., the test report shall not be reproduced except in full.

Reviewed by: Joseph Lin / Supervisor

Approved by: Jones Tsai / Manager



SPORTON INTERNATIONAL INC.

No. 52, Hwa Ya 1st Rd., Hwa Ya Technology Park, Kwei-Shan District, Tao Yuan City, Taiwan, R.O.C.

SPORTON INTERNATIONAL INC.

TEL : 886-3-327-3456

FAX : 886-3-328-4978

FCC ID : IHDT56XC2

Page Number : 1 of 22

Report Issued Date : Feb. 13, 2018

Report Version : Rev. 01

Report Template No.: BU5-FG22/24/27 Version 2.0



TABLE OF CONTENTS

REVISION HISTORY..... 3

SUMMARY OF TEST RESULT 4

1 GENERAL DESCRIPTION 5

 1.1 Applicant..... 5

 1.2 Manufacturer 5

 1.3 Product Feature of Equipment Under Test 5

 1.4 Product Specification of Equipment Under Test 6

 1.5 Modification of EUT 7

 1.6 Maximum ERP/EIRP Power, Frequency Tolerance, and Emission Designator 7

 1.7 Testing Location 8

 1.8 Applicable Standards 8

2 TEST CONFIGURATION OF EQUIPMENT UNDER TEST 9

 2.1 Test Mode..... 9

 2.2 Connection Diagram of Test System 10

 2.3 Support Unit used in test configuration 10

 2.4 Measurement Results Explanation Example 10

 2.5 Frequency List of Low/Middle/High Channels 11

3 CONDUCTED TEST RESULT..... 12

 3.1 Measuring Instruments..... 12

 3.2 Test Setup 12

 3.3 Test Result of Conducted Test..... 12

 3.4 Conducted Output Power and ERP/EIRP 13

 3.5 Peak-to-Average Ratio 14

 3.6 99% Occupied Bandwidth and 26dB Bandwidth Measurement..... 15

 3.7 Conducted Band Edge 16

 3.8 Conducted Spurious Emission 17

 3.9 Frequency Stability..... 18

4 RADIATED TEST ITEMS 19

 4.1 Measuring Instruments..... 19

 4.2 Test Setup 19

 4.3 Test Result of Radiated Test..... 19

 4.4 Field Strength of Spurious Radiation Measurement 20

5 LIST OF MEASURING EQUIPMENT 21

6 UNCERTAINTY OF EVALUATION 22

APPENDIX A. TEST RESULTS OF CONDUCTED TEST

APPENDIX B. TEST RESULTS OF ERP/EIRP AND RADIATED TEST



SUMMARY OF TEST RESULT

Report Section	FCC Rule	Description	Limit	Result	Remark
3.4	§2.1046	Conducted Output Power	Reporting Only	PASS	-
	§22.913(a)(2)	Effective Radiated Power	< 7 Watts	PASS	-
	§24.232(c)	Equivalent Isotropic Radiated Power	< 2 Watts	PASS	-
	§27.50(d)(4)	Equivalent Isotropic Radiated Power	< 1 Watts	PASS	-
3.5	§24.232(d)	Peak-to-Average Ratio	< 13 dB	PASS	-
3.6	§2.1049 §22.917(b) §24.238(b) §27.53(g)	Occupied Bandwidth	Reporting Only	PASS	-
3.7	§2.1051 §22.917(a) §24.238(a) §27.53(h)	Band Edge Measurement	< 43+10log10(P[Watts])	PASS	-
3.8	§2.1051 §22.917(a) §24.238(a) §27.53(h)	Conducted Emission	< 43+10log10(P[Watts])	PASS	-
3.9	§2.1055 §22.355	Frequency Stability for Temperature & Voltage	< 2.5 ppm for Part 22	PASS	-
	§2.1055 §24.235 §27.54		Within Authorized Band		
4.4	§2.1053 §22.917(a) §24.238(a) §27.53(h)	Field Strength of Spurious Radiation	< 43+10log10(P[Watts])	PASS	Under limit 27.46 dB at 3819.000 MHz



1 General Description

1.1 Applicant

Motorola Mobility LLC
222 W. Merchandise Mart Plaza, Chicago IL 60654, USA

1.2 Manufacturer

Motorola Mobility LLC
222 W. Merchandise Mart Plaza, Chicago IL 60654, USA

1.3 Product Feature of Equipment Under Test

Product Feature	
Equipment	Mobile Cellular Phone
Brand Name	Motorola
Model Name	XT1921-5, XT1921-3
FCC ID	IHDT56XC2
IMEI Code	990005440085216 (for Radiation) 990005440087469 (for Conducted)
EUT supports Radios application	CDMA/EV-DO/GSM/EGPRS/WCDMA/HSPA/LTE/FM/GNSS WLAN 11b/g/n HT20 WLAN 11a/n HT20/HT40 Bluetooth BR/EDR/LE
HW Version	DVT1B
EUT Stage	Identical Prototype

Remark: The above EUT's information was declared by manufacturer. Please refer to the specifications or user's manual for more detailed description.

Accessory List	
AC Adapter 1	Brand Name : Motorola
	Model Name : C-P35
AC Adapter 2	Brand Name : Motorola
	Model Name : SSW-2919UMTJ C-P35 SPN5945A
AC Adapter 3	Brand Name : Motorola
	Model Name : C-P56
AC Adapter 4	Brand Name : Motorola
	Model Name : C-P56
Battery	Brand Name : Motorola
	Model Name : GK40
USB Cable	Brand Name : Saibao
	Model Name : SWT-A083A



1.4 Product Specification of Equipment Under Test

Standards-related Product Specification	
Tx Frequency	<p>GSM/GPRS/EDGE: 850: 824.2 MHz ~ 848.8 MHz 1900: 1850.2 MHz ~ 1909.8MHz</p> <p>WCDMA: Band V: 826.4 MHz ~ 846.6 MHz Band II: 1852.4 MHz ~ 1907.6 MHz Band IV: 1712.4 MHz ~ 1752.6 MHz</p> <p>CDMA2000: BC0: 824.70 MHz ~ 848.31 MHz BC1: 1851.25 MHz ~ 1908.75 MHz</p>
Rx Frequency	<p>GSM/GPRS/EDGE: 850: 869.2 MHz ~ 893.8 MHz 1900: 1930.2 MHz ~ 1989.8 MHz</p> <p>WCDMA: Band V: 871.4 MHz ~ 891.6 MHz Band II: 1932.4 MHz ~ 1987.6 MHz Band IV: 2112.4 MHz ~ 2152.6 MHz</p> <p>CDMA2000: BC0: 869.70 MHz ~ 893.31 MHz BC1: 1931.25 MHz ~ 1988.75 MHz</p>
Maximum Output Power to Antenna	<p>GSM/GPRS/EDGE: 850: 33.48 dBm 1900: 30.89 dBm</p> <p>WCDMA: Band V: 22.55 dBm Band II: 23.22 dBm Band IV: 23.10 dBm</p> <p>CDMA2000: BC0: 24.00 dBm BC1: 24.32 dBm</p>
Antenna Type	PIFA Antenna and Coupling type (LDS) Antenna
Antenna Gain	Cellular Band: -0.71 dBi PCS Band: 1.82 dBi AWS Band: 1.58 dBi
Type of Modulation	GSM: GMSK GPRS: GMSK EDGE: GMSK / 8PSK WCDMA: BPSK (Uplink) HSDPA: 64QAM (Downlink) HSUPA: QPSK (Uplink) CDMA2000 1xRTT: QPSK CDMA2000 1xEV-DO: QPSK/8PSK



1.5 Modification of EUT

No modifications are made to the EUT during all test items.

1.6 Maximum ERP/EIRP Power, Frequency Tolerance, and Emission Designator

FCC Rule	Frequency Range (MHz)	System	Type of Modulation	Maximum ERP/EIRP (W)	Frequency Tolerance (ppm)	Emission Designator
Part 22	824.2 ~848.8	GSM850 GPRS class 8	GMSK	1.1535	0.0191 ppm	245KGXW
Part 22	824.2 ~848.8	GSM850 EDGE class 8	8PSK	0.1968	0.0096 ppm	250KG7W
Part 22	826.4 ~846.6	WCDMA Band V RMC 12.2Kbps	BPSK	0.0931	0.0155 ppm	4M13F9W
Part 22	824.70 ~ 848.31	CDMA2000 BC0 1xRTT	QPSK	0.1300	0.0335 ppm	1M27F9W
Part 22	824.70 ~ 848.31	CDMA2000 BC0 1xEV-DO	QPSK	0.1297	0.0418 ppm	1M28F9W
Part 24	1850.2 ~1909.8	GSM1900 GPRS class 8	GMSK	1.8664	0.0074 ppm	245KGXW
Part 24	1850.2 ~1909.8	GSM1900 EDGE class 8	8PSK	0.5129	0.0128 ppm	247KG7W
Part 24	1852.4 ~ 1907.6	WCDMA Band II RMC 12.2Kbps	BPSK	0.3192	0.0112 ppm	4M16F9W
Part 24	1851.25 ~ 1908.75	CDMA2000 BC1 1xRTT	QPSK	0.4111	0.0489 ppm	1M28F9W
Part 24	1851.25 ~ 1908.75	CDMA2000 BC1 1xEV-DO	QPSK	0.4102	0.0505 ppm	1M28F9W
Part 27	1712.4 ~ 1752.6	WCDMA Band IV RMC 12.2Kbps	BPSK	0.2938	0.0185 ppm	4M15F9W



1.7 Testing Location

Sporton Lab is accredited to ISO 17025 by Taiwan Accreditation Foundation (TAF code : 1190) and the FCC designation No. TW1190 and TW0007 under the FCC 2.948(e) by Mutual Recognition Agreement (MRA) in FCC Test.

Test Site	SPORTON INTERNATIONAL INC.
Test Site Location	No. 52, Hwa Ya 1 st Rd., Hwa Ya Technology Park, Kwei-Shan District, Tao Yuan City, Taiwan, R.O.C. TEL: +886-3-327-3456 FAX: +886-3-328-4978
Test Site No.	Sporton Site No.
	TH03-HY

Test Site	SPORTON INTERNATIONAL INC.
Test Site Location	No.58, Aly. 75, Ln. 564, Wenhua 3rd Rd., Kwei-Shan District, Tao Yuan City, Taiwan R.O.C. TEL: +886-3-327-0868 FAX: +886-3-327-0855
Test Site No.	Sporton Site No. :
	03CH12-HY

1.8 Applicable Standards

According to the specifications of the manufacturer, the EUT must comply with the requirements of the following standards:

- ♦ 47 CFR Part 2, 22(H), 24(E), 27(L)
- ♦ ANSI / TIA-603-E
- ♦ FCC KDB 971168 D01 Power Meas. License Digital Systems v03
- ♦ FCC KDB 412172 D01 Determining ERP and EIRP v01r01

Remark:

1. All test items were verified and recorded according to the standards and without any deviation during the test.
2. This EUT has also been tested and complied with the requirements of FCC Part 15, Subpart B, recorded in a separate test report.



2 Test Configuration of Equipment Under Test

2.1 Test Mode

Antenna port conducted and radiated test items were performed according to KDB 971168 D01 Power Meas. License Digital Systems v03 with maximum output power.

Radiated measurements were performed with rotating EUT in different three orthogonal test planes to find the maximum emission.

Radiated emissions were investigated as following frequency range:

1. 30 MHz to 9000 MHz for GSM850 and WCDMA Band V and CDMA BC0.
2. 30 MHz to 18000 MHz for WCDMA Band IV.
3. 30 MHz to 19100 MHz for GSM1900 and WCDMA Band II and CDMA BC1.

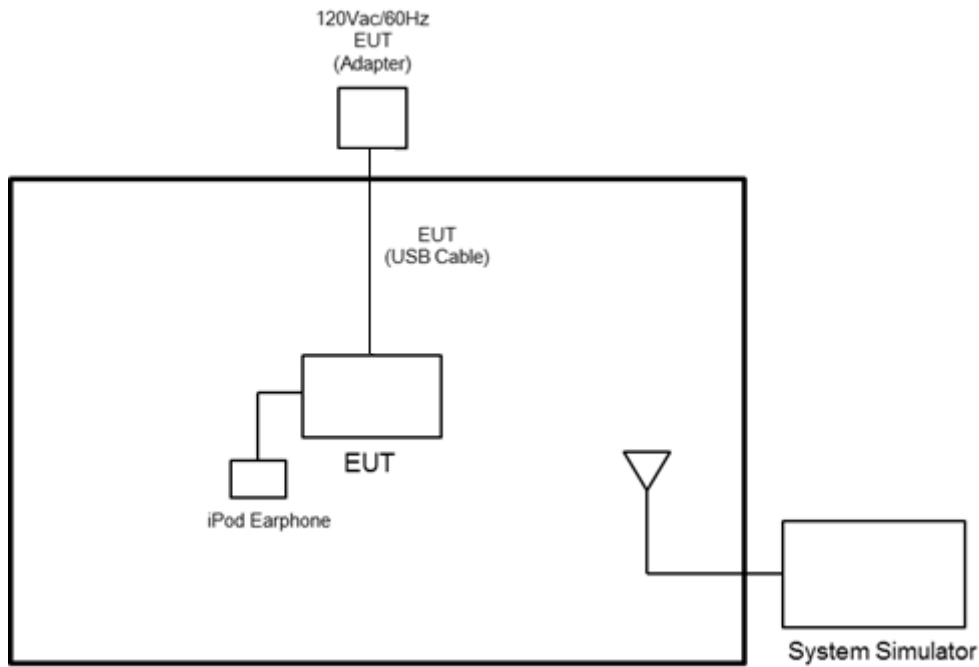
All modes and data rates and positions were investigated.

Test modes are chosen to be reported as the worst case configuration below:

Test Modes		
Band	Radiated TCs	Conducted TCs
GSM 850	<ul style="list-style-type: none"> ■ GPRS class 8 Link ■ EDGE class 8 Link 	<ul style="list-style-type: none"> ■ GPRS class 8 Link ■ EDGE class 8 Link
GSM 1900	<ul style="list-style-type: none"> ■ GPRS class 8 Link ■ EDGE class 8 Link 	<ul style="list-style-type: none"> ■ GPRS class 8 Link ■ EDGE class 8 Link
WCDMA Band V	<ul style="list-style-type: none"> ■ RMC 12.2Kbps Link 	<ul style="list-style-type: none"> ■ RMC 12.2Kbps Link
WCDMA Band II	<ul style="list-style-type: none"> ■ RMC 12.2Kbps Link 	<ul style="list-style-type: none"> ■ RMC 12.2Kbps Link
WCDMA Band IV	<ul style="list-style-type: none"> ■ RMC 12.2Kbps Link 	<ul style="list-style-type: none"> ■ RMC 12.2Kbps Link
CDMA BC0	<ul style="list-style-type: none"> ■ 1xRTT Link ■ 1xEV-DO Link 	<ul style="list-style-type: none"> ■ 1xRTT Link ■ 1xEV-DO Link
CDMA BC1	<ul style="list-style-type: none"> ■ 1xRTT Link ■ 1xEV-DO Link 	<ul style="list-style-type: none"> ■ 1xRTT Link ■ 1xEV-DO Link

Remark: All the radiated test cases were performance with Adapter 1.

2.2 Connection Diagram of Test System



2.3 Support Unit used in test configuration

Item	Equipment	Trade Name	Model No.	FCC ID	Data Cable	Power Cord
1.	System Simulator	R&S	CMU 200	N/A	N/A	Unshielded, 1.8 m
2.	iPod Earphone	Apple	N/A	N/A	N/A	N/A

2.4 Measurement Results Explanation Example

For all conducted test items:

The offset level is set in the spectrum analyzer to compensate the RF cable loss and attenuator factor between RF conducted output port and spectrum analyzer. With the offset compensation, the spectrum analyzer reading level will be exactly the RF output level.

The spectrum analyzer offset is derived from RF cable loss and attenuator factor.

$$\text{Offset} = \text{RF cable loss} + \text{attenuator factor}.$$

The following shows an offset computation example with RF cable loss 4.2 dB and a 10dB attenuator.

Example :

$$\begin{aligned} \text{Offset(dB)} &= \text{RF cable loss(dB)} + \text{attenuator factor(dB)}. \\ &= 4.2 + 10 = 14.2 \text{ (dB)} \end{aligned}$$



2.5 Frequency List of Low/Middle/High Channels

Frequency List				
Band	Channel/Frequency(MHz)	Lowest	Middle	Highest
GSM850	Channel	128	189	251
	Frequency	824.2	836.4	848.8
WCDMA Band V	Channel	4132	4182	4233
	Frequency	826.4	836.4	846.6
GSM1900	Channel	512	661	810
	Frequency	1850.2	1880.0	1909.8
WCDMA Band II	Channel	9262	9400	9538
	Frequency	1852.4	1880.0	1907.6
WCDMA Band IV	Channel	1312	1413	1513
	Frequency	1712.4	1732.6	1752.6
CDMA200 BC0	Channel	1013	384	777
	Frequency	824.7	836.52	848.31
CDMA200 BC1	Channel	25	600	1175
	Frequency	1851.25	1880.0	1908.75


3 Conducted Test Result

3.1 Measuring Instruments

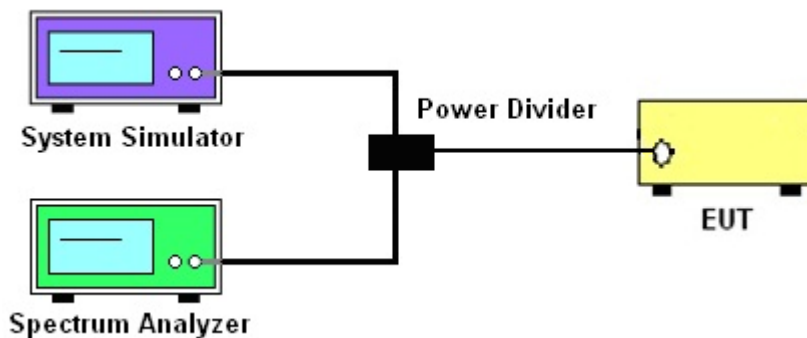
See list of measuring instruments of this test report.

3.2 Test Setup

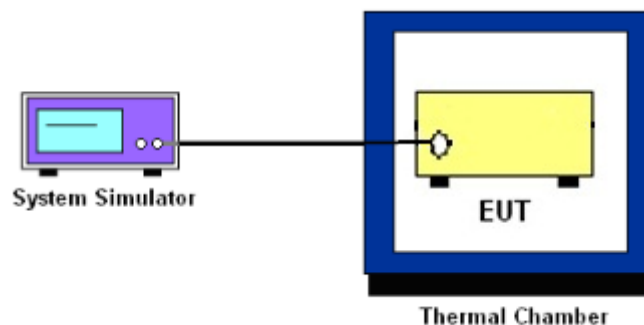
3.2.1 Conducted Output Power



3.2.2 Peak-to-Average Ratio, Occupied Bandwidth, Conducted Band-Edge and Conducted Spurious Emission



3.2.3 Frequency Stability



3.3 Test Result of Conducted Test

Please refer to Appendix A.



3.4 Conducted Output Power and ERP/EIRP

3.4.1 Description of the Conducted Output Power and ERP/EIRP

A system simulator was used to establish communication with the EUT. Its parameters were set to enforce EUT transmitting at the maximum power. The measured power in the radio frequency on the transmitter output terminals shall be reported.

The ERP of mobile transmitters must not exceed 7 Watts for GSM850 and WCDMA Band V and CDMA BC0.

The EIRP of mobile transmitters must not exceed 2 Watts for GSM1900 and WCDMA Band II and CDMA BC1.

The EIRP of mobile transmitters must not exceed 1 Watts for WCDMA Band IV.

According to KDB 412172 D01 Power Approach,

$EIRP = P_T + G_T - L_C$, $ERP = EIRP - 2.15$, where

P_T = transmitter output power in dBm

G_T = gain of the transmitting antenna in dBi

L_C = signal attenuation in the connecting cable between the transmitter and antenna in dB

3.4.2 Test Procedures

1. The transmitter output port was connected to the system simulator.
2. Set EUT at maximum power through system simulator.
3. Select lowest, middle, and highest channels for each band and different modulation.
4. Measure the maximum burst average power for GSM and maximum average power for other modulation signal.



3.5 Peak-to-Average Ratio

3.5.1 Description of the PAR Measurement

The peak-to-average ratio (PAR) of the transmission may not exceed 13 dB.

3.5.2 Test Procedures

1. The testing follows FCC KDB 971168 D01 v03 Section 5.7.1.
2. The EUT was connected to spectrum analyzer and system simulator via a power divider.
3. Set EUT to transmit at maximum output power.
4. When the duty cycle is less than 98%, then signal gating will be implemented on the spectrum analyzer by triggering from the system simulator.
5. Set the CCDF (Complementary Cumulative Distribution Function) option of the spectrum analyzer.
Record the maximum PAPR level associated with a probability of 0.1%.



3.6 99% Occupied Bandwidth and 26dB Bandwidth Measurement

3.6.1 Description of 99% Occupied Bandwidth and 26dB Bandwidth Measurement

The occupied bandwidth is the width of a frequency band such that, below the lower and above the upper frequency limits, the mean powers emitted are each equal to a specified percentage 0.5% of the total mean transmitted power.

The 26 dB emission bandwidth is defined as the frequency range between two points, one above and one below the carrier frequency, at which the spectral density of the emission is attenuated 26 dB below the maximum in-band spectral density of the modulated signal. Spectral density (power per unit bandwidth) is to be measured with a detector of resolution bandwidth equal to approximately 1.0% of the emission bandwidth.

3.6.2 Test Procedures

1. The testing follows FCC KDB 971168 v03 Section 4.2.
2. The EUT was connected to spectrum analyzer and system simulator via a power divider.
3. The spectrum analyzer center frequency is set to the nominal EUT channel center frequency. The span range for the spectrum analyzer shall be between two and five times the anticipated OBW.
4. The nominal resolution bandwidth (RBW) shall be in the range of 1 to 5 % of the anticipated OBW, and the VBW shall be at least 3 times the RBW.
5. Set the detection mode to peak, and the trace mode to max hold.
6. Determine the reference value: Set the EUT to transmit a modulated signal. Allow the trace to stabilize. Set the spectrum analyzer marker to the highest level of the displayed trace.
(this is the reference value)
7. Determine the “-26 dB down amplitude” as equal to (Reference Value – X).
8. Place two markers, one at the lowest and the other at the highest frequency of the envelope of the spectral display such that each marker is at or slightly below the “-X dB down amplitude” determined in step 6. If a marker is below this “-X dB down amplitude” value it shall be placed as close as possible to this value. The OBW is the positive frequency difference between the two markers.
9. Use the 99 % power bandwidth function of the spectrum analyzer and report the measured bandwidth.



3.7 Conducted Band Edge

3.7.1 Description of Conducted Band Edge Measurement

The power of any emission outside of the authorized operating frequency ranges must be lower than the transmitter power (P) by a factor of at least $43 + 10 \log (P)$ dB.

3.7.2 Test Procedures

1. The testing follows FCC KDB 971168 D01 v03 Section 6.0.
2. The EUT was connected to the spectrum analyzer and system simulator via a power divider.
3. The RF output of EUT was connected to the spectrum analyzer by an RF cable and attenuator. The path loss was compensated to the results for each measurement.
4. The band edges of low and high channels for the highest RF powers were measured.
5. The RF fundamental frequency should be excluded against the limit line in the operating frequency band.
6. The limit line is derived from $43 + 10\log(P)$ dB below the transmitter power P(Watts)



3.8 Conducted Spurious Emission

3.8.1 Description of Conducted Spurious Emission Measurement

The power of any emission outside of the authorized operating frequency ranges must be lower than the transmitter power (P) by a factor of at least $43 + 10 \log (P)$ dB.

It is measured by means of a calibrated spectrum analyzer and scanned from 30 MHz up to a frequency including its 10th harmonic.

3.8.2 Test Procedures

1. The testing follows FCC KDB 971168 D01 v03 Section 6.0.
2. The EUT was connected to the spectrum analyzer and system simulator via a power divider.
3. The RF output of EUT was connected to the spectrum analyzer by an RF cable and attenuator. The path loss was compensated to the results for each measurement.
4. The middle channel for the highest RF power within the transmitting frequency was measured.
5. The conducted spurious emission for the whole frequency range was taken.
6. The RF fundamental frequency should be excluded against the limit line in the operating frequency band.
7. The limit line is derived from $43 + 10\log(P)$ dB below the transmitter power P(Watts)



3.9 Frequency Stability

3.9.1 Description of Frequency Stability Measurement

The frequency stability shall be measured by variation of ambient temperature and variation of primary supply voltage to ensure that the fundamental emission stays within the authorized frequency block. The frequency stability of the transmitter shall be maintained within $\pm 0.00025\%$ ($\pm 2.5\text{ppm}$) of the center frequency.

3.9.2 Test Procedures for Temperature Variation

1. The testing follows FCC KDB 971168 D01 v03 Section 9.0.
2. The EUT was set up in the thermal chamber and connected with the system simulator.
3. With power OFF, the temperature was decreased to -30°C and the EUT was stabilized before testing. Power was applied and the maximum change in frequency was recorded within one minute.
4. With power OFF, the temperature was raised in 10°C steps up to 50°C . The EUT was stabilized at each step for at least half an hour. Power was applied and the maximum frequency change was recorded within one minute.

3.9.3 Test Procedures for Voltage Variation

1. The testing follows FCC KDB 971168 D01 v03 Section 9.0.
2. The EUT was placed in a temperature chamber at $20\pm 5^{\circ}\text{C}$ and connected with the system simulator.
3. The power supply voltage to the EUT was varied from 85% to 115% of the nominal value measured at the input to the EUT.
4. The variation in frequency was measured for the worst case.

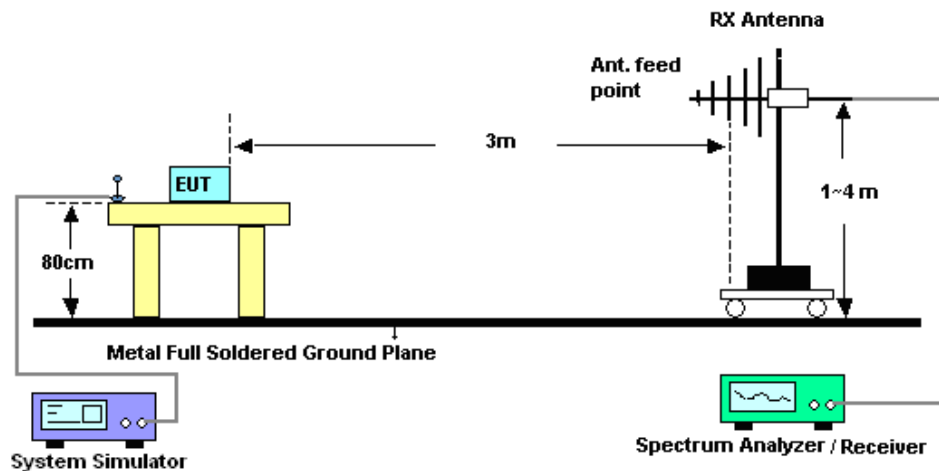
4 Radiated Test Items

4.1 Measuring Instruments

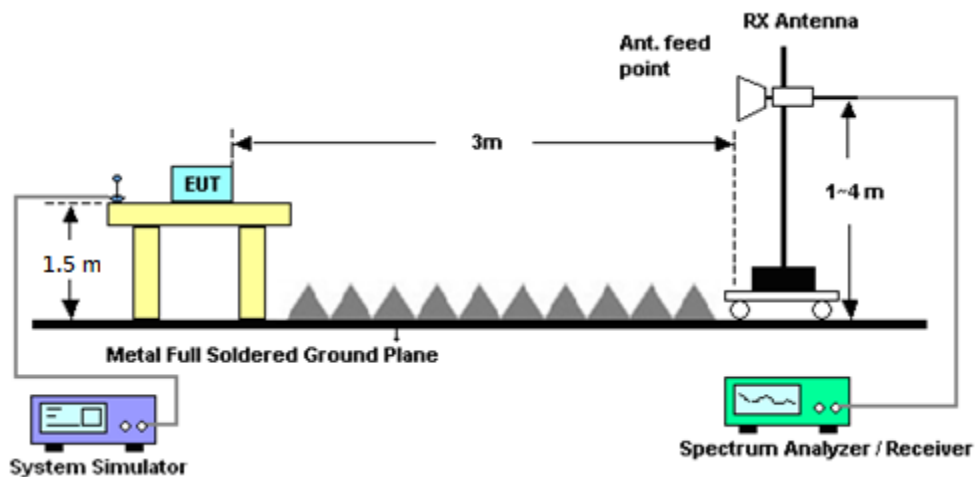
See list of measuring instruments of this test report.

4.2 Test Setup

4.2.1 For radiated test from 30MHz to 1GHz



4.2.2 For radiated test above 1GHz



4.3 Test Result of Radiated Test

Please refer to Appendix B.



4.4 Field Strength of Spurious Radiation Measurement

4.4.1 Description of Field Strength of Spurious Radiated Measurement

The power of any emission outside of the authorized operating frequency ranges must be attenuated below the transmitter power (P) by a factor of at least $43 + 10 \log (P)$ dB. The spectrum is scanned from 30 MHz up to a frequency including its 10th harmonic.

4.4.2 Test Procedures

1. The testing follows FCC KDB 971168 D01 v03 Section 5.8 and ANSI / TIA-603-E Section 2.2.12.
2. The EUT was placed on a rotatable wooden table 0.8 meters for frequency below 1GHz and 1.5 meter for frequency above 1GHz above the ground.
3. The EUT was set 3 meters from the receiving antenna, which was mounted on the antenna tower.
4. The table was rotated 360 degrees to determine the position of the highest spurious emission.
5. The height of the receiving antenna is varied between one meter and four meters to search for the maximum spurious emission for both horizontal and vertical polarizations.
6. Make the measurement with the spectrum analyzer's RBW = 1MHz, VBW = 3MHz, taking record of maximum spurious emission.
7. A horn antenna was substituted in place of the EUT and was driven by a signal generator.
8. Tune the output power of signal generator to the same emission level with EUT maximum spurious emission.
9. Taking the record of output power at antenna port.
10. Repeat step 7 to step 8 for another polarization.
11. $EIRP \text{ (dBm)} = S.G. \text{ Power} - Tx \text{ Cable Loss} + Tx \text{ Antenna Gain}$
12. $ERP \text{ (dBm)} = EIRP - 2.15$
13. The RF fundamental frequency should be excluded against the limit line in the operating frequency band.
14. The limit line is derived from $43 + 10\log(P)$ dB below the transmitter power P(Watts)



5 List of Measuring Equipment

Instrument	Manufacturer	Model No.	Serial No.	Characteristics	Calibration Date	Test Date	Due Date	Remark
Spectrum Analyzer	Rohde & Schwarz	FSP30	101329	9kHz~30GHz	Jun. 26, 2017	Dec. 27, 2017~ Dec. 29, 2017	Jun. 25, 2018	Conducted (TH03-HY)
Temperature Chamber	ESPEC	SU-641	92013721	-30°C ~70°C	Nov. 16, 2016	Dec. 27, 2017~ Dec. 29, 2017	Nov. 15, 2018	Conducted (TH03-HY)
Programmable Power Supply	GW Instek	PSS-2005	EL883644	Voltage:0~20V;Current:0~5A	Nov. 22, 2016	Dec. 27, 2017~ Dec. 29, 2017	Nov. 21, 2018	Conducted (TH03-HY)
Base Station (Measure)	Rohde & Schwarz	CMU200	117995	GSM / GPRS / WCDMA / CDMA	Aug. 09, 2017	Dec. 27, 2017~ Dec. 29, 2017	Aug. 08, 2018	Conducted (TH03-HY)
Amplifier	MITEQ	TTA1840-35-HG	1871923	18GHz~40GHz, VSWR : 2.5:1 max	Jul. 18, 2017	Dec. 25, 2017~ Jan. 08, 2018	Jul. 17, 2018	Radiation (03CH12-HY)
Bilog Antenna	TESEQ	CBL 6111D&00800 N1D01N-06	35413&02	30MHz~1GHz	Dec. 18, 2017	Dec. 25, 2017~ Jan. 08, 2018	Dec. 17, 2018	Radiation (03CH12-HY)
Horn Antenna	SCHWARZBECK	BBHA 9120D	9120D-1328	1GHz ~ 18GHz	Oct. 20, 2017	Dec. 25, 2017~ Jan. 08, 2018	Oct. 19, 2018	Radiation (03CH12-HY)
Preamplifier	COM-POWER	PA-103	161075	10MHz~1GHz	Mar. 23, 2017	Dec. 25, 2017~ Jan. 08, 2018	Mar. 22, 2018	Radiation (03CH12-HY)
Preamplifier	Keysight	83017A	MY53270148	1GHz~26.5GHz	Jan. 12, 2017	Dec. 25, 2017~ Jan. 08, 2018	Jan. 11, 2018	Radiation (03CH12-HY)
Antenna Mast	EMEC	AM-BS-4500-B	N/A	1m~4m	N/A	Dec. 25, 2017~ Jan. 08, 2018	N/A	Radiation (03CH12-HY)
Turn Table	EMEC	TT2000	N/A	0~360 Degree	N/A	Dec. 25, 2017~ Jan. 08, 2018	N/A	Radiation (03CH12-HY)
SHF-EHF Horn Antenna	SCHWARZBECK	BBHA 9170	BBHA9170576	18GHz ~ 40GHz	Apr. 27, 2017	Dec. 25, 2017~ Jan. 08, 2018	Apr. 26, 2018	Radiation (03CH12-HY)
Spectrum Analyzer	Agilent	N9030A	MY52350276	3Hz~44GHz	Mar. 23, 2017	Dec. 25, 2017~ Jan. 08, 2018	Mar. 22, 2018	Radiation (03CH12HY)
Horn Antenna	SCHWARZBECK	BBHA 9120 D	BBHA 9120 D 1212	1GHz ~ 18GHz	Mar. 17, 2017	Dec. 25, 2017~ Jan. 08, 2018	Mar. 16, 2018	Radiation (03CH12-HY)
SHF-EHF Horn Antenna	SCHWARZBECK	BBHA 9170	BBHA9170584	18GHz- 40GHz	Nov. 27, 2017	Dec. 25, 2017~ Jan. 08, 2018	Nov. 26, 2018	Radiation (03CH12-HY)
Signal Generator	Rohde & Schwarz	SMF100A	101107	100kHz~40GHz	May 22, 2017	Dec. 25, 2017~ Jan. 08, 2018	May 21, 2018	Radiation (03CH12-HY)



6 Uncertainty of Evaluation

Uncertainty of Radiated Emission Measurement (30 MHz ~ 1000 MHz)

Measuring Uncertainty for a Level of Confidence of 95% ($U = 2Uc(y)$)	3.36
---	------

Uncertainty of Radiated Emission Measurement (1 GHz ~ 18 GHz)

Measuring Uncertainty for a Level of Confidence of 95% ($U = 2Uc(y)$)	3.70
---	------

Uncertainty of Radiated Emission Measurement (18 GHz ~ 40 GHz)

Measuring Uncertainty for a Level of Confidence of 95% ($U = 2Uc(y)$)	3.98
---	------



Appendix A. Test Results of Conducted Test

Conducted Output Power(Average power)

Conducted Power (*Unit: dBm)						
Band	GSM850			GSM1900		
Channel	128	189	251	512	661	810
Frequency	824.2	836.4	848.8	1850.2	1880	1909.8
GSM	33.10	33.42	33.41	30.77	30.86	30.62
GPRS class 8	33.14	33.45	33.48	30.80	30.89	30.67
GPRS class 10	29.88	30.00	30.09	27.31	27.69	27.40
GPRS class 11	27.68	27.79	27.77	25.39	25.62	25.40
GPRS class 12	26.25	26.33	26.34	24.09	24.27	24.02
EGPRS class 8	25.65	25.80	25.79	25.01	25.28	24.96
EGPRS class 10	25.37	25.50	25.56	24.90	25.11	24.78
EGPRS class 11	24.50	24.61	24.62	23.89	24.07	23.84
EGPRS class 12	23.12	23.23	23.20	22.46	22.68	22.34

Conducted Power (*Unit: dBm)						
Band	WCDMA Band V			WCDMA Band II		
Channel	4132	4182	4233	9262	9400	9538
Frequency	826.4	836.4	846.6	1852.4	1880	1907.6
RMC 12.2K	22.37	22.40	22.55	22.92	23.22	23.17
HSDPA Subtest-1	21.38	21.48	21.55	21.95	22.22	22.18
HSDPA Subtest-2	21.35	21.47	21.54	21.93	22.20	22.15
HSDPA Subtest-3	20.83	20.93	21.02	21.37	21.50	21.47
HSDPA Subtest-4	20.81	20.91	21.00	21.36	21.43	21.45
HSUPA Subtest-1	21.38	21.42	21.47	21.92	22.22	22.05
HSUPA Subtest-2	19.39	19.43	19.50	19.94	20.21	20.08
HSUPA Subtest-3	20.41	20.42	20.50	20.97	21.19	21.06
HSUPA Subtest-4	19.41	19.40	19.51	19.92	20.21	20.06
HSUPA Subtest-5	21.37	21.51	21.56	21.94	22.21	22.17



Conducted Power (*Unit: dBm)			
Band	WCDMA Band IV		
Channel	1312	1413	1513
Frequency	1712.4	1732.6	1752.6
RMC 12.2K	22.85	23.01	23.10
HSDPA Subtest-1	21.82	22.02	22.11
HSDPA Subtest-2	21.81	22.01	22.07
HSDPA Subtest-3	21.32	21.53	21.59
HSDPA Subtest-4	21.31	21.52	21.57
HSUPA Subtest-1	21.75	21.92	22.02
HSUPA Subtest-2	19.78	19.94	20.03
HSUPA Subtest-3	20.74	20.92	20.99
HSUPA Subtest-4	19.74	19.92	20.01
HSUPA Subtest-5	21.85	21.99	22.12

Conducted Power (*Unit: dBm)						
Band	CDMA 2000 BC0			CDMA 2000 BC1		
Channel	1013	384	777	25	600	1175
Frequency	824.7	836.52	848.31	1851.25	1880	1908.75
1xRTT RC1 SO55	23.70	23.86	23.91	24.11	24.16	24.08
1xRTT RC3 SO55	23.80	23.92	24.00	24.18	24.32	24.14
1xRTT RC3 SO32 (+ F-SCH)	23.68	23.81	23.85	24.15	24.25	24.09
1xRTT RC3 SO32 (+SCH)	23.69	23.85	23.88	24.12	24.23	24.06
1xEVDO RTAP 153.6Kbps	23.79	23.91	23.99	24.17	24.31	24.13
1xEVDO RETAP 4096Bits	23.72	23.87	23.94	24.15	24.28	24.11



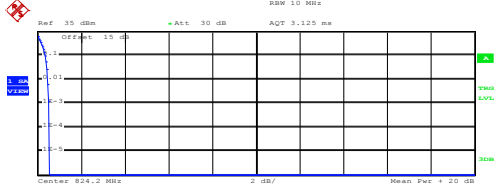
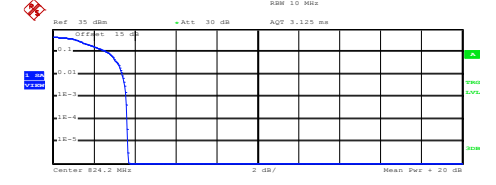
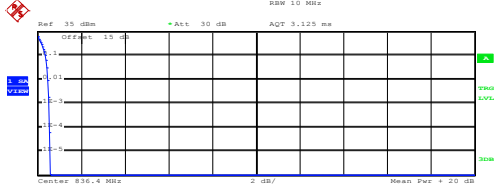
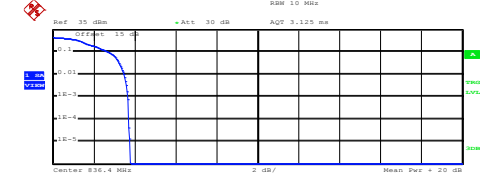
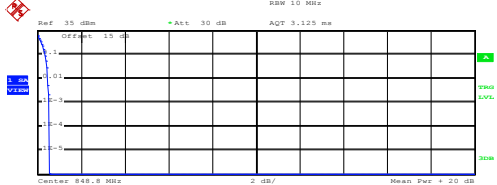
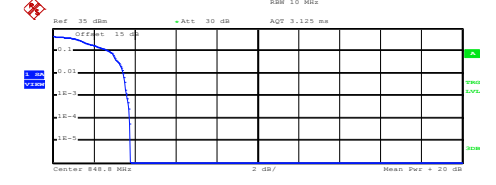
A2. GSM

Peak-to-Average Ratio

Mode	GSM850		Limit: 13dB
Mod.	GPRS class 8	EDGE class 8	Result
Lowest CH	0.52	3.60	PASS
Middle CH	0.56	3.68	
Highest CH	0.56	3.64	

Mode	GSM1900		Limit: 13dB
Mod.	GPRS class 8	EDGE class 8	Result
Lowest CH	0.52	3.88	PASS
Middle CH	0.52	3.88	
Highest CH	0.52	3.64	



GSM850 (GPRS class 8)	GSM850 (EDGE class 8)																												
<p style="text-align: center;">Lowest Channel</p>  <p>Complementary Cumulative Distribution Function (100000 samples)</p> <p>Trace 1</p> <table border="1"> <tr><td>Mean</td><td>31.78 dBm</td></tr> <tr><td>Peak</td><td>32.33 dBm</td></tr> <tr><td>Crest</td><td>0.56 dB</td></tr> </table> <table border="1"> <tr><td>10 %</td><td>0.36 dB</td></tr> <tr><td>1 %</td><td>0.48 dB</td></tr> <tr><td>.1 %</td><td>0.52 dB</td></tr> <tr><td>.01 %</td><td>0.56 dB</td></tr> </table> <p>Date: 27.DEC.2017 10:23:34</p>	Mean	31.78 dBm	Peak	32.33 dBm	Crest	0.56 dB	10 %	0.36 dB	1 %	0.48 dB	.1 %	0.52 dB	.01 %	0.56 dB	<p style="text-align: center;">Lowest Channel</p>  <p>Complementary Cumulative Distribution Function (100000 samples)</p> <p>Trace 1</p> <table border="1"> <tr><td>Mean</td><td>24.28 dBm</td></tr> <tr><td>Peak</td><td>27.96 dBm</td></tr> <tr><td>Crest</td><td>3.68 dB</td></tr> </table> <table border="1"> <tr><td>10 %</td><td>2.68 dB</td></tr> <tr><td>1 %</td><td>3.40 dB</td></tr> <tr><td>.1 %</td><td>3.60 dB</td></tr> <tr><td>.01 %</td><td>3.64 dB</td></tr> </table> <p>Date: 27.DEC.2017 10:53:22</p>	Mean	24.28 dBm	Peak	27.96 dBm	Crest	3.68 dB	10 %	2.68 dB	1 %	3.40 dB	.1 %	3.60 dB	.01 %	3.64 dB
Mean	31.78 dBm																												
Peak	32.33 dBm																												
Crest	0.56 dB																												
10 %	0.36 dB																												
1 %	0.48 dB																												
.1 %	0.52 dB																												
.01 %	0.56 dB																												
Mean	24.28 dBm																												
Peak	27.96 dBm																												
Crest	3.68 dB																												
10 %	2.68 dB																												
1 %	3.40 dB																												
.1 %	3.60 dB																												
.01 %	3.64 dB																												
<p style="text-align: center;">Middle Channel</p>  <p>Complementary Cumulative Distribution Function (100000 samples)</p> <p>Trace 1</p> <table border="1"> <tr><td>Mean</td><td>31.92 dBm</td></tr> <tr><td>Peak</td><td>32.48 dBm</td></tr> <tr><td>Crest</td><td>0.56 dB</td></tr> </table> <table border="1"> <tr><td>10 %</td><td>0.36 dB</td></tr> <tr><td>1 %</td><td>0.48 dB</td></tr> <tr><td>.1 %</td><td>0.56 dB</td></tr> <tr><td>.01 %</td><td>0.56 dB</td></tr> </table> <p>Date: 27.DEC.2017 10:23:50</p>	Mean	31.92 dBm	Peak	32.48 dBm	Crest	0.56 dB	10 %	0.36 dB	1 %	0.48 dB	.1 %	0.56 dB	.01 %	0.56 dB	<p style="text-align: center;">Middle Channel</p>  <p>Complementary Cumulative Distribution Function (100000 samples)</p> <p>Trace 1</p> <table border="1"> <tr><td>Mean</td><td>24.19 dBm</td></tr> <tr><td>Peak</td><td>27.96 dBm</td></tr> <tr><td>Crest</td><td>3.77 dB</td></tr> </table> <table border="1"> <tr><td>10 %</td><td>2.72 dB</td></tr> <tr><td>1 %</td><td>3.48 dB</td></tr> <tr><td>.1 %</td><td>3.68 dB</td></tr> <tr><td>.01 %</td><td>3.72 dB</td></tr> </table> <p>Date: 27.DEC.2017 10:53:44</p>	Mean	24.19 dBm	Peak	27.96 dBm	Crest	3.77 dB	10 %	2.72 dB	1 %	3.48 dB	.1 %	3.68 dB	.01 %	3.72 dB
Mean	31.92 dBm																												
Peak	32.48 dBm																												
Crest	0.56 dB																												
10 %	0.36 dB																												
1 %	0.48 dB																												
.1 %	0.56 dB																												
.01 %	0.56 dB																												
Mean	24.19 dBm																												
Peak	27.96 dBm																												
Crest	3.77 dB																												
10 %	2.72 dB																												
1 %	3.48 dB																												
.1 %	3.68 dB																												
.01 %	3.72 dB																												
<p style="text-align: center;">Highest Channel</p>  <p>Complementary Cumulative Distribution Function (100000 samples)</p> <p>Trace 1</p> <table border="1"> <tr><td>Mean</td><td>32.21 dBm</td></tr> <tr><td>Peak</td><td>32.76 dBm</td></tr> <tr><td>Crest</td><td>0.55 dB</td></tr> </table> <table border="1"> <tr><td>10 %</td><td>0.36 dB</td></tr> <tr><td>1 %</td><td>0.48 dB</td></tr> <tr><td>.1 %</td><td>0.56 dB</td></tr> <tr><td>.01 %</td><td>0.56 dB</td></tr> </table> <p>Date: 27.DEC.2017 10:24:07</p>	Mean	32.21 dBm	Peak	32.76 dBm	Crest	0.55 dB	10 %	0.36 dB	1 %	0.48 dB	.1 %	0.56 dB	.01 %	0.56 dB	<p style="text-align: center;">Highest Channel</p>  <p>Complementary Cumulative Distribution Function (100000 samples)</p> <p>Trace 1</p> <table border="1"> <tr><td>Mean</td><td>24.34 dBm</td></tr> <tr><td>Peak</td><td>28.10 dBm</td></tr> <tr><td>Crest</td><td>3.76 dB</td></tr> </table> <table border="1"> <tr><td>10 %</td><td>2.76 dB</td></tr> <tr><td>1 %</td><td>3.44 dB</td></tr> <tr><td>.1 %</td><td>3.64 dB</td></tr> <tr><td>.01 %</td><td>3.76 dB</td></tr> </table> <p>Date: 27.DEC.2017 10:54:01</p>	Mean	24.34 dBm	Peak	28.10 dBm	Crest	3.76 dB	10 %	2.76 dB	1 %	3.44 dB	.1 %	3.64 dB	.01 %	3.76 dB
Mean	32.21 dBm																												
Peak	32.76 dBm																												
Crest	0.55 dB																												
10 %	0.36 dB																												
1 %	0.48 dB																												
.1 %	0.56 dB																												
.01 %	0.56 dB																												
Mean	24.34 dBm																												
Peak	28.10 dBm																												
Crest	3.76 dB																												
10 %	2.76 dB																												
1 %	3.44 dB																												
.1 %	3.64 dB																												
.01 %	3.76 dB																												



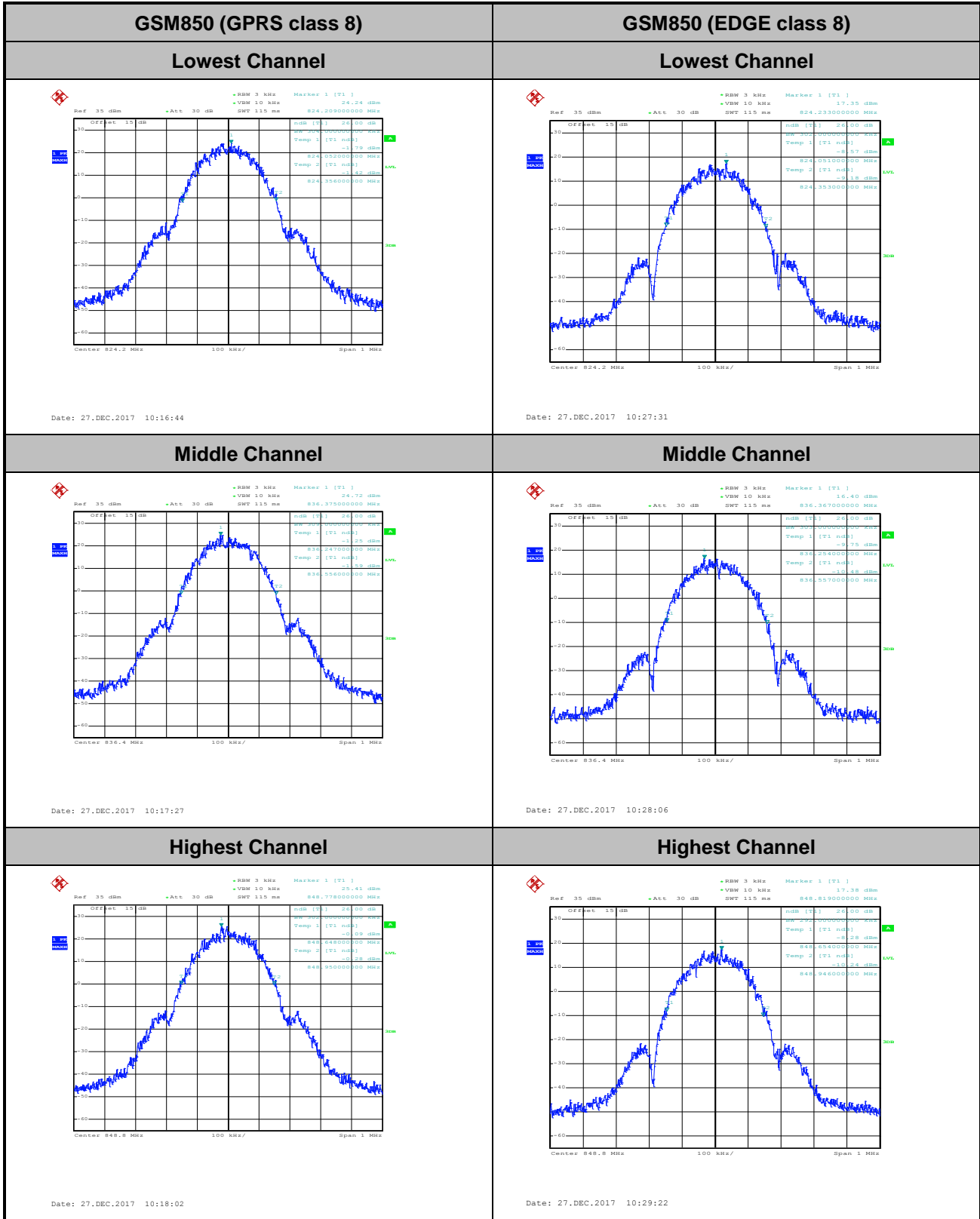
GSM1900 (GPRS class 8)	GSM1900 (EDGE class 8)
<p align="center">Lowest Channel</p> <p align="center">Date: 27.DEC.2017 11:10:50</p>	<p align="center">Lowest Channel</p> <p align="center">Date: 27.DEC.2017 11:22:50</p>
<p align="center">Middle Channel</p> <p align="center">Date: 27.DEC.2017 11:11:10</p>	<p align="center">Middle Channel</p> <p align="center">Date: 27.DEC.2017 11:23:08</p>
<p align="center">Highest Channel</p> <p align="center">Date: 27.DEC.2017 11:11:35</p>	<p align="center">Highest Channel</p> <p align="center">Date: 27.DEC.2017 11:23:31</p>



26dB Bandwidth

Mode	GSM850	
Mod.	GPRS class 8	EDGE class 8
Lowest CH	0.304	0.302
Middle CH	0.309	0.303
Highest CH	0.302	0.292

Mode	GSM1900	
Mod.	GPRS class 8	EDGE class 8
Lowest CH	0.298	0.293
Middle CH	0.311	0.309
Highest CH	0.310	0.303





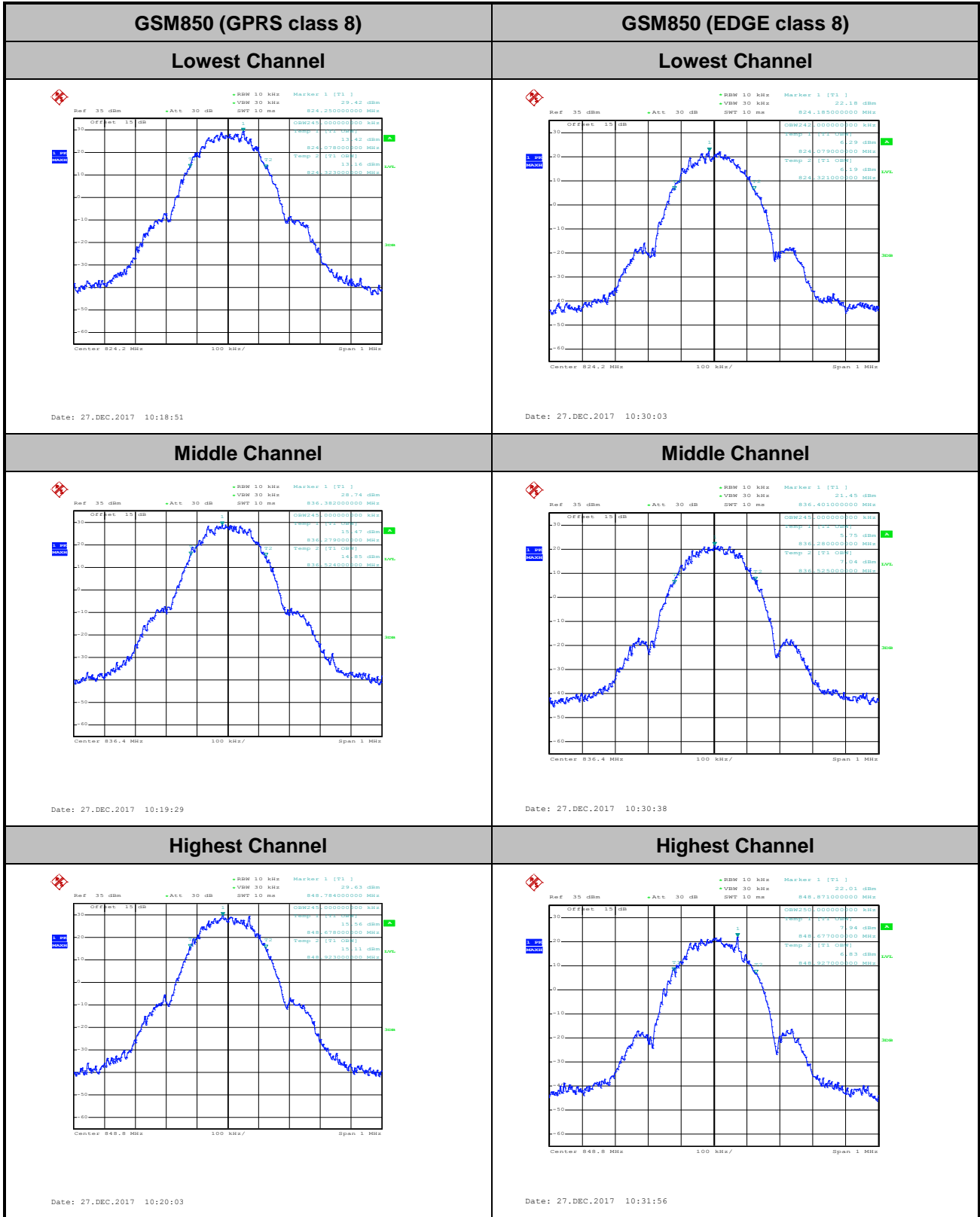
GSM1900 (GPRS class 8)	GSM1900 (EDGE class 8)
<p style="text-align: center;">Lowest Channel</p> <p style="text-align: center;">Date: 27.DEC.2017 10:58:46</p>	<p style="text-align: center;">Lowest Channel</p> <p style="text-align: center;">Date: 27.DEC.2017 11:13:34</p>
<p style="text-align: center;">Middle Channel</p> <p style="text-align: center;">Date: 27.DEC.2017 10:59:19</p>	<p style="text-align: center;">Middle Channel</p> <p style="text-align: center;">Date: 27.DEC.2017 11:14:07</p>
<p style="text-align: center;">Highest Channel</p> <p style="text-align: center;">Date: 27.DEC.2017 10:59:53</p>	<p style="text-align: center;">Highest Channel</p> <p style="text-align: center;">Date: 27.DEC.2017 11:14:41</p>



Occupied Bandwidth

Mode	GSM850	
Mod.	GPRS class 8	EDGE class 8
Lowest CH	0.245	0.242
Middle CH	0.245	0.245
Highest CH	0.245	0.250

Mode	GSM1900	
Mod.	GPRS class 8	EDGE class 8
Lowest CH	0.245	0.247
Middle CH	0.243	0.247
Highest CH	0.245	0.246

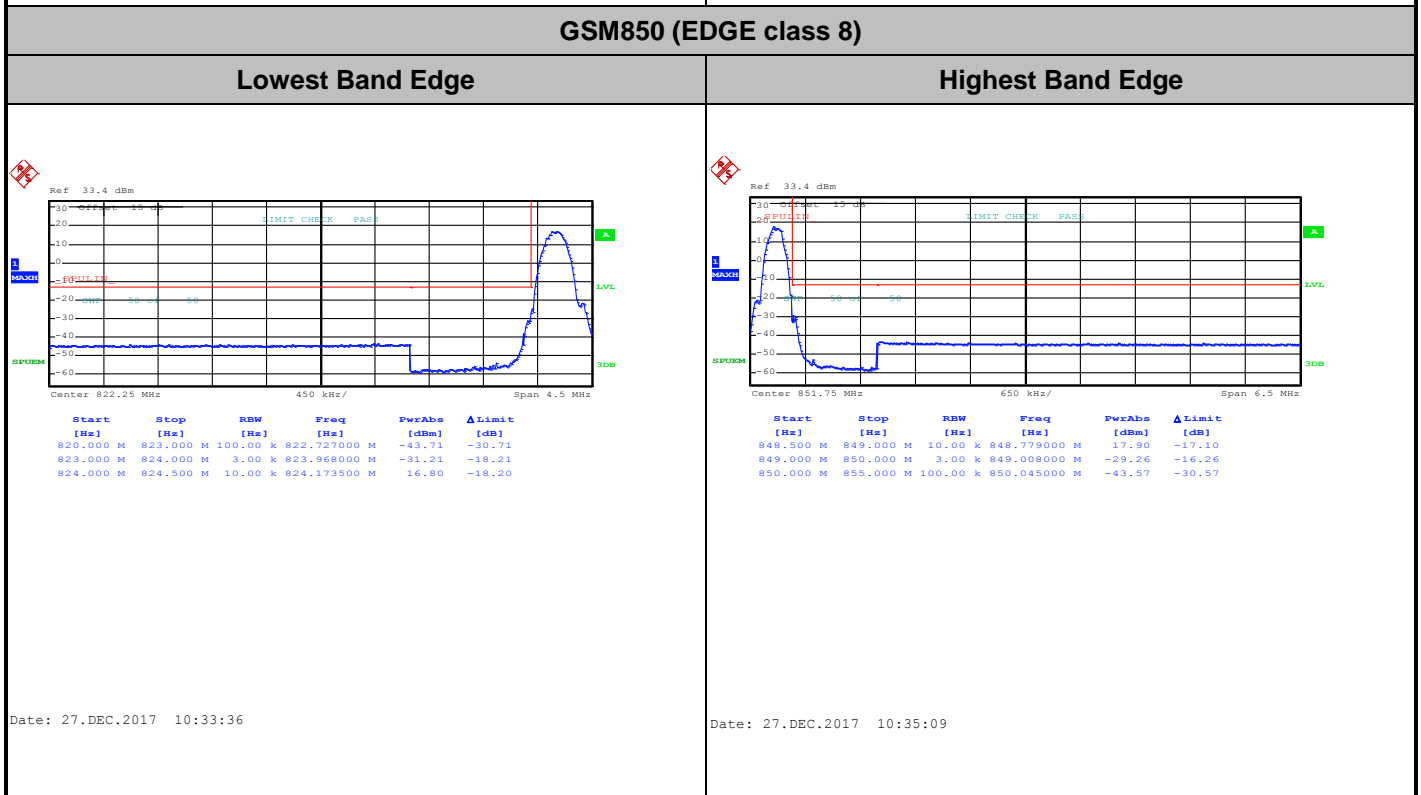
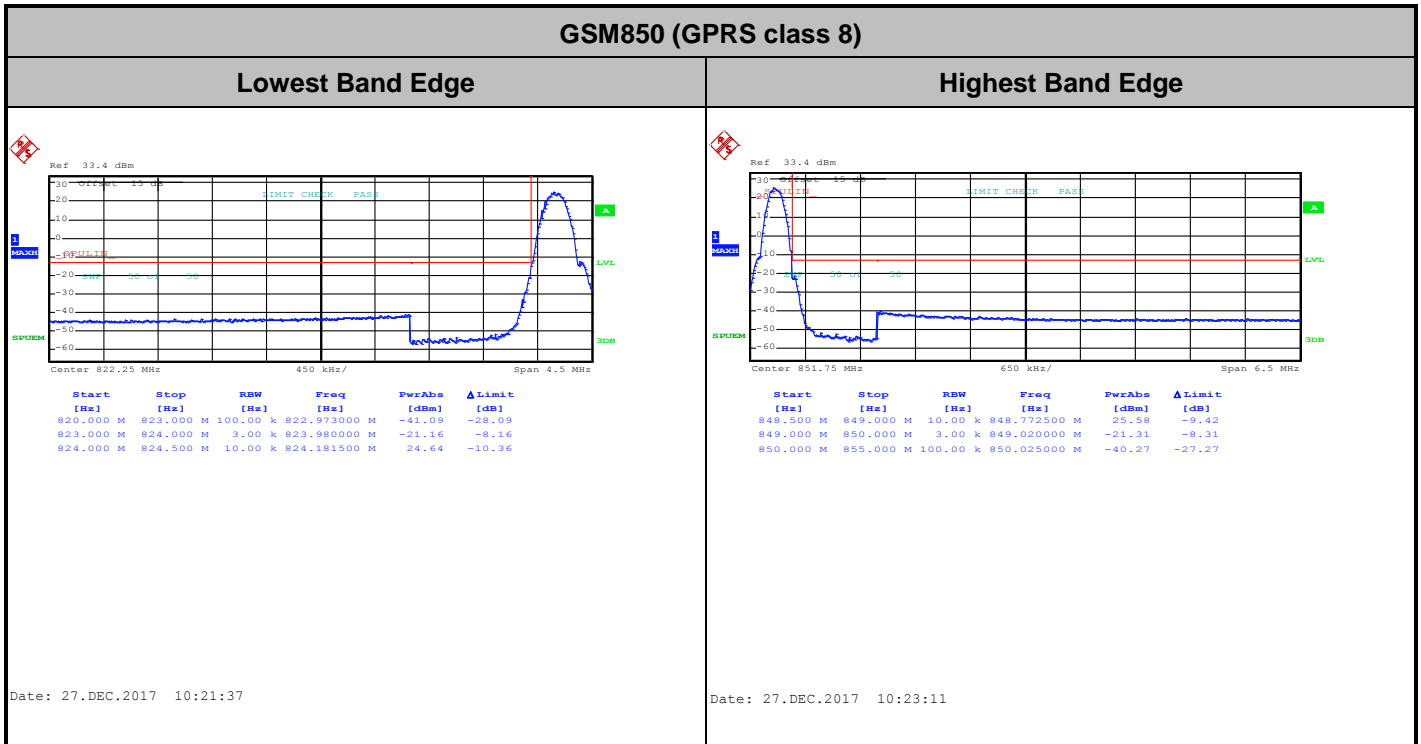




GSM1900 (GPRS class 8)	GSM1900 (EDGE class 8)
<p align="center">Lowest Channel</p>	<p align="center">Lowest Channel</p>
<p>Date: 27.DEC.2017 11:00:31</p>	<p>Date: 27.DEC.2017 11:15:20</p>
<p align="center">Middle Channel</p>	<p align="center">Middle Channel</p>
<p>Date: 27.DEC.2017 11:01:07</p>	<p>Date: 27.DEC.2017 11:15:53</p>
<p align="center">Highest Channel</p>	<p align="center">Highest Channel</p>
<p>Date: 27.DEC.2017 11:01:41</p>	<p>Date: 27.DEC.2017 11:16:25</p>



Conducted Band Edge

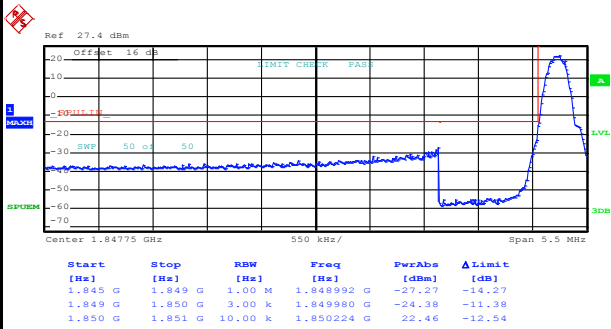




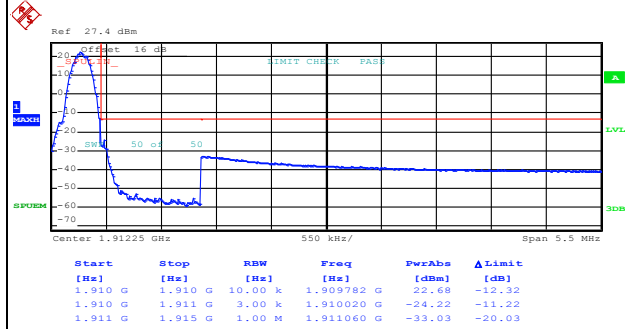
GSM1900 (GPRS class 8)

Lowest Band Edge

Highest Band Edge



Date: 27.DEC.2017 11:03:14

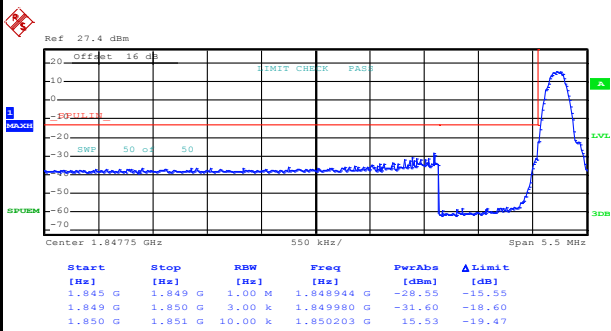


Date: 27.DEC.2017 11:04:45

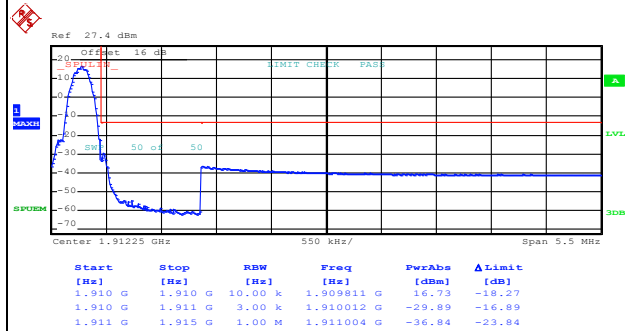
GSM1900 (EDGE class 8)

Lowest Band Edge

Highest Band Edge



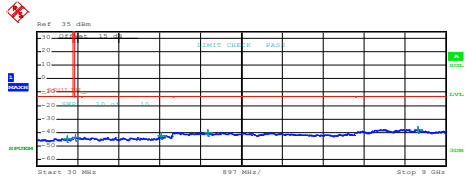
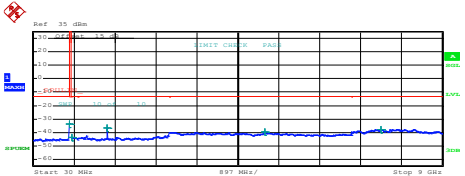
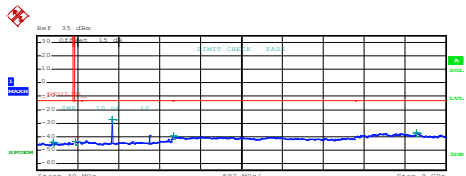
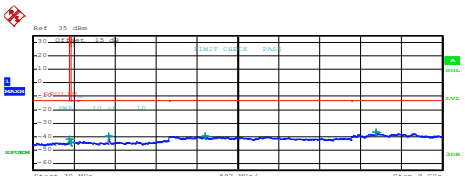
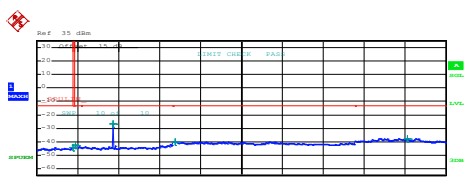
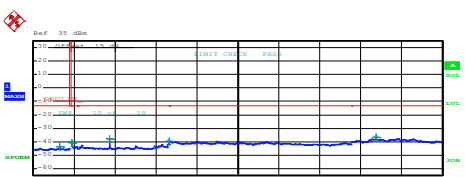
Date: 27.DEC.2017 11:18:03



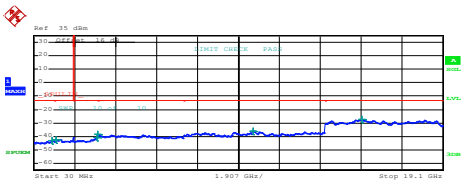
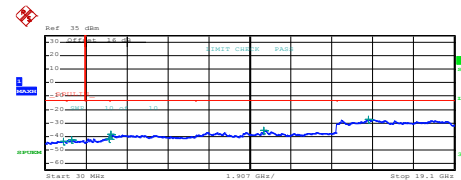
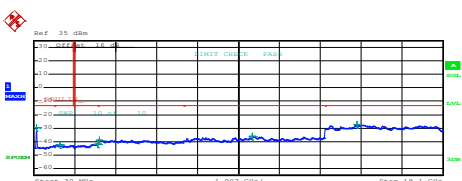
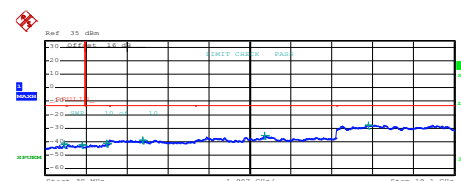
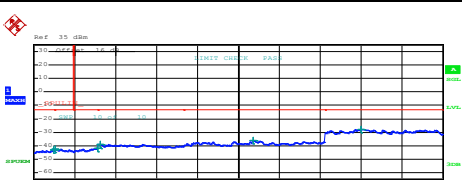
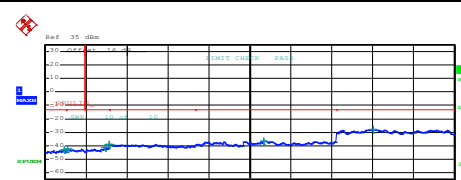
Date: 27.DEC.2017 11:19:36



Conducted Spurious Emission

GSM850 (GPRS class 8)	GSM850 (EDGE class 8)																																																																								
Lowest Channel	Lowest Channel																																																																								
 <table border="1" data-bbox="239 660 654 734"> <thead> <tr> <th>Start [Hz]</th> <th>Stop [Hz]</th> <th>RBW [Hz]</th> <th>Freq [Hz]</th> <th>PwrAbs [dBm]</th> <th>ΔLimit [dB]</th> </tr> </thead> <tbody> <tr> <td>30.000 M</td> <td>820.000 M</td> <td>1.00 M</td> <td>691.822500 M</td> <td>-44.54</td> <td>-31.74</td> </tr> <tr> <td>855.000 M</td> <td>1.000 G</td> <td>1.00 M</td> <td>877.330002 M</td> <td>-43.52</td> <td>-30.52</td> </tr> <tr> <td>1.000 G</td> <td>3.000 G</td> <td>1.00 M</td> <td>2.750000 G</td> <td>-42.47</td> <td>-29.47</td> </tr> <tr> <td>3.000 G</td> <td>7.000 G</td> <td>1.00 M</td> <td>3.772000 G</td> <td>-39.94</td> <td>-26.94</td> </tr> <tr> <td>7.000 G</td> <td>9.000 G</td> <td>1.00 M</td> <td>8.388000 G</td> <td>-37.54</td> <td>-24.54</td> </tr> </tbody> </table> <p>Date: 27.DEC.2017 10:13:52</p>	Start [Hz]	Stop [Hz]	RBW [Hz]	Freq [Hz]	PwrAbs [dBm]	ΔLimit [dB]	30.000 M	820.000 M	1.00 M	691.822500 M	-44.54	-31.74	855.000 M	1.000 G	1.00 M	877.330002 M	-43.52	-30.52	1.000 G	3.000 G	1.00 M	2.750000 G	-42.47	-29.47	3.000 G	7.000 G	1.00 M	3.772000 G	-39.94	-26.94	7.000 G	9.000 G	1.00 M	8.388000 G	-37.54	-24.54	 <table border="1" data-bbox="892 660 1307 734"> <thead> <tr> <th>Start [Hz]</th> <th>Stop [Hz]</th> <th>RBW [Hz]</th> <th>Freq [Hz]</th> <th>PwrAbs [dBm]</th> <th>ΔLimit [dB]</th> </tr> </thead> <tbody> <tr> <td>30.000 M</td> <td>820.000 M</td> <td>1.00 M</td> <td>819.802500 M</td> <td>-43.97</td> <td>-30.97</td> </tr> <tr> <td>855.000 M</td> <td>1.000 G</td> <td>1.00 M</td> <td>870.623751 M</td> <td>-43.66</td> <td>-30.66</td> </tr> <tr> <td>1.000 G</td> <td>3.000 G</td> <td>1.00 M</td> <td>1.648000 G</td> <td>-43.59</td> <td>-30.59</td> </tr> <tr> <td>3.000 G</td> <td>7.000 G</td> <td>1.00 M</td> <td>5.132000 G</td> <td>-39.41</td> <td>-26.41</td> </tr> <tr> <td>7.000 G</td> <td>9.000 G</td> <td>1.00 M</td> <td>7.662000 G</td> <td>-37.53</td> <td>-24.53</td> </tr> </tbody> </table> <p>Date: 27.DEC.2017 10:36:05</p>	Start [Hz]	Stop [Hz]	RBW [Hz]	Freq [Hz]	PwrAbs [dBm]	ΔLimit [dB]	30.000 M	820.000 M	1.00 M	819.802500 M	-43.97	-30.97	855.000 M	1.000 G	1.00 M	870.623751 M	-43.66	-30.66	1.000 G	3.000 G	1.00 M	1.648000 G	-43.59	-30.59	3.000 G	7.000 G	1.00 M	5.132000 G	-39.41	-26.41	7.000 G	9.000 G	1.00 M	7.662000 G	-37.53	-24.53
Start [Hz]	Stop [Hz]	RBW [Hz]	Freq [Hz]	PwrAbs [dBm]	ΔLimit [dB]																																																																				
30.000 M	820.000 M	1.00 M	691.822500 M	-44.54	-31.74																																																																				
855.000 M	1.000 G	1.00 M	877.330002 M	-43.52	-30.52																																																																				
1.000 G	3.000 G	1.00 M	2.750000 G	-42.47	-29.47																																																																				
3.000 G	7.000 G	1.00 M	3.772000 G	-39.94	-26.94																																																																				
7.000 G	9.000 G	1.00 M	8.388000 G	-37.54	-24.54																																																																				
Start [Hz]	Stop [Hz]	RBW [Hz]	Freq [Hz]	PwrAbs [dBm]	ΔLimit [dB]																																																																				
30.000 M	820.000 M	1.00 M	819.802500 M	-43.97	-30.97																																																																				
855.000 M	1.000 G	1.00 M	870.623751 M	-43.66	-30.66																																																																				
1.000 G	3.000 G	1.00 M	1.648000 G	-43.59	-30.59																																																																				
3.000 G	7.000 G	1.00 M	5.132000 G	-39.41	-26.41																																																																				
7.000 G	9.000 G	1.00 M	7.662000 G	-37.53	-24.53																																																																				
Middle Channel	Middle Channel																																																																								
 <table border="1" data-bbox="239 1176 654 1249"> <thead> <tr> <th>Start [Hz]</th> <th>Stop [Hz]</th> <th>RBW [Hz]</th> <th>Freq [Hz]</th> <th>PwrAbs [dBm]</th> <th>ΔLimit [dB]</th> </tr> </thead> <tbody> <tr> <td>30.000 M</td> <td>820.000 M</td> <td>1.00 M</td> <td>397.547500 M</td> <td>-44.51</td> <td>-31.71</td> </tr> <tr> <td>855.000 M</td> <td>1.000 G</td> <td>1.00 M</td> <td>868.702001 M</td> <td>-43.69</td> <td>-30.69</td> </tr> <tr> <td>1.000 G</td> <td>3.000 G</td> <td>1.00 M</td> <td>1.673000 G</td> <td>-27.35</td> <td>-14.35</td> </tr> <tr> <td>3.000 G</td> <td>7.000 G</td> <td>1.00 M</td> <td>3.020000 G</td> <td>-39.81</td> <td>-26.81</td> </tr> <tr> <td>7.000 G</td> <td>9.000 G</td> <td>1.00 M</td> <td>8.347500 G</td> <td>-37.00</td> <td>-24.00</td> </tr> </tbody> </table> <p>Date: 27.DEC.2017 10:14:43</p>	Start [Hz]	Stop [Hz]	RBW [Hz]	Freq [Hz]	PwrAbs [dBm]	ΔLimit [dB]	30.000 M	820.000 M	1.00 M	397.547500 M	-44.51	-31.71	855.000 M	1.000 G	1.00 M	868.702001 M	-43.69	-30.69	1.000 G	3.000 G	1.00 M	1.673000 G	-27.35	-14.35	3.000 G	7.000 G	1.00 M	3.020000 G	-39.81	-26.81	7.000 G	9.000 G	1.00 M	8.347500 G	-37.00	-24.00	 <table border="1" data-bbox="892 1176 1307 1249"> <thead> <tr> <th>Start [Hz]</th> <th>Stop [Hz]</th> <th>RBW [Hz]</th> <th>Freq [Hz]</th> <th>PwrAbs [dBm]</th> <th>ΔLimit [dB]</th> </tr> </thead> <tbody> <tr> <td>30.000 M</td> <td>820.000 M</td> <td>1.00 M</td> <td>837.630000 M</td> <td>-41.95</td> <td>-28.95</td> </tr> <tr> <td>855.000 M</td> <td>1.000 G</td> <td>1.00 M</td> <td>868.808751 M</td> <td>-43.86</td> <td>-30.86</td> </tr> <tr> <td>1.000 G</td> <td>3.000 G</td> <td>1.00 M</td> <td>1.673000 G</td> <td>-39.48</td> <td>-26.48</td> </tr> <tr> <td>3.000 G</td> <td>7.000 G</td> <td>1.00 M</td> <td>3.794000 G</td> <td>-39.75</td> <td>-26.75</td> </tr> <tr> <td>7.000 G</td> <td>9.000 G</td> <td>1.00 M</td> <td>7.538500 G</td> <td>-36.60</td> <td>-23.60</td> </tr> </tbody> </table> <p>Date: 27.DEC.2017 10:36:56</p>	Start [Hz]	Stop [Hz]	RBW [Hz]	Freq [Hz]	PwrAbs [dBm]	ΔLimit [dB]	30.000 M	820.000 M	1.00 M	837.630000 M	-41.95	-28.95	855.000 M	1.000 G	1.00 M	868.808751 M	-43.86	-30.86	1.000 G	3.000 G	1.00 M	1.673000 G	-39.48	-26.48	3.000 G	7.000 G	1.00 M	3.794000 G	-39.75	-26.75	7.000 G	9.000 G	1.00 M	7.538500 G	-36.60	-23.60
Start [Hz]	Stop [Hz]	RBW [Hz]	Freq [Hz]	PwrAbs [dBm]	ΔLimit [dB]																																																																				
30.000 M	820.000 M	1.00 M	397.547500 M	-44.51	-31.71																																																																				
855.000 M	1.000 G	1.00 M	868.702001 M	-43.69	-30.69																																																																				
1.000 G	3.000 G	1.00 M	1.673000 G	-27.35	-14.35																																																																				
3.000 G	7.000 G	1.00 M	3.020000 G	-39.81	-26.81																																																																				
7.000 G	9.000 G	1.00 M	8.347500 G	-37.00	-24.00																																																																				
Start [Hz]	Stop [Hz]	RBW [Hz]	Freq [Hz]	PwrAbs [dBm]	ΔLimit [dB]																																																																				
30.000 M	820.000 M	1.00 M	837.630000 M	-41.95	-28.95																																																																				
855.000 M	1.000 G	1.00 M	868.808751 M	-43.86	-30.86																																																																				
1.000 G	3.000 G	1.00 M	1.673000 G	-39.48	-26.48																																																																				
3.000 G	7.000 G	1.00 M	3.794000 G	-39.75	-26.75																																																																				
7.000 G	9.000 G	1.00 M	7.538500 G	-36.60	-23.60																																																																				
Highest Channel	Highest Channel																																																																								
 <table border="1" data-bbox="239 1691 654 1765"> <thead> <tr> <th>Start [Hz]</th> <th>Stop [Hz]</th> <th>RBW [Hz]</th> <th>Freq [Hz]</th> <th>PwrAbs [dBm]</th> <th>ΔLimit [dB]</th> </tr> </thead> <tbody> <tr> <td>30.000 M</td> <td>820.000 M</td> <td>1.00 M</td> <td>812.602500 M</td> <td>-44.03</td> <td>-31.03</td> </tr> <tr> <td>855.000 M</td> <td>1.000 G</td> <td>1.00 M</td> <td>867.977501 M</td> <td>-42.70</td> <td>-29.70</td> </tr> <tr> <td>1.000 G</td> <td>3.000 G</td> <td>1.00 M</td> <td>1.697500 G</td> <td>-26.86</td> <td>-13.86</td> </tr> <tr> <td>3.000 G</td> <td>7.000 G</td> <td>1.00 M</td> <td>3.060000 G</td> <td>-39.98</td> <td>-26.98</td> </tr> <tr> <td>7.000 G</td> <td>9.000 G</td> <td>1.00 M</td> <td>8.156500 G</td> <td>-37.63</td> <td>-24.63</td> </tr> </tbody> </table> <p>Date: 27.DEC.2017 10:15:33</p>	Start [Hz]	Stop [Hz]	RBW [Hz]	Freq [Hz]	PwrAbs [dBm]	ΔLimit [dB]	30.000 M	820.000 M	1.00 M	812.602500 M	-44.03	-31.03	855.000 M	1.000 G	1.00 M	867.977501 M	-42.70	-29.70	1.000 G	3.000 G	1.00 M	1.697500 G	-26.86	-13.86	3.000 G	7.000 G	1.00 M	3.060000 G	-39.98	-26.98	7.000 G	9.000 G	1.00 M	8.156500 G	-37.63	-24.63	 <table border="1" data-bbox="892 1691 1307 1765"> <thead> <tr> <th>Start [Hz]</th> <th>Stop [Hz]</th> <th>RBW [Hz]</th> <th>Freq [Hz]</th> <th>PwrAbs [dBm]</th> <th>ΔLimit [dB]</th> </tr> </thead> <tbody> <tr> <td>30.000 M</td> <td>820.000 M</td> <td>1.00 M</td> <td>802.847500 M</td> <td>-43.53</td> <td>-30.53</td> </tr> <tr> <td>855.000 M</td> <td>1.000 G</td> <td>1.00 M</td> <td>868.086251 M</td> <td>-40.60</td> <td>-27.60</td> </tr> <tr> <td>1.000 G</td> <td>3.000 G</td> <td>1.00 M</td> <td>1.698000 G</td> <td>-37.82</td> <td>-24.82</td> </tr> <tr> <td>3.000 G</td> <td>7.000 G</td> <td>1.00 M</td> <td>3.003000 G</td> <td>-39.69</td> <td>-26.69</td> </tr> <tr> <td>7.000 G</td> <td>9.000 G</td> <td>1.00 M</td> <td>7.552000 G</td> <td>-36.59</td> <td>-23.59</td> </tr> </tbody> </table> <p>Date: 27.DEC.2017 10:52:56</p>	Start [Hz]	Stop [Hz]	RBW [Hz]	Freq [Hz]	PwrAbs [dBm]	ΔLimit [dB]	30.000 M	820.000 M	1.00 M	802.847500 M	-43.53	-30.53	855.000 M	1.000 G	1.00 M	868.086251 M	-40.60	-27.60	1.000 G	3.000 G	1.00 M	1.698000 G	-37.82	-24.82	3.000 G	7.000 G	1.00 M	3.003000 G	-39.69	-26.69	7.000 G	9.000 G	1.00 M	7.552000 G	-36.59	-23.59
Start [Hz]	Stop [Hz]	RBW [Hz]	Freq [Hz]	PwrAbs [dBm]	ΔLimit [dB]																																																																				
30.000 M	820.000 M	1.00 M	812.602500 M	-44.03	-31.03																																																																				
855.000 M	1.000 G	1.00 M	867.977501 M	-42.70	-29.70																																																																				
1.000 G	3.000 G	1.00 M	1.697500 G	-26.86	-13.86																																																																				
3.000 G	7.000 G	1.00 M	3.060000 G	-39.98	-26.98																																																																				
7.000 G	9.000 G	1.00 M	8.156500 G	-37.63	-24.63																																																																				
Start [Hz]	Stop [Hz]	RBW [Hz]	Freq [Hz]	PwrAbs [dBm]	ΔLimit [dB]																																																																				
30.000 M	820.000 M	1.00 M	802.847500 M	-43.53	-30.53																																																																				
855.000 M	1.000 G	1.00 M	868.086251 M	-40.60	-27.60																																																																				
1.000 G	3.000 G	1.00 M	1.698000 G	-37.82	-24.82																																																																				
3.000 G	7.000 G	1.00 M	3.003000 G	-39.69	-26.69																																																																				
7.000 G	9.000 G	1.00 M	7.552000 G	-36.59	-23.59																																																																				



GSM1900 (GPRS class 8)		GSM1900 (EDGE class 8)																																																																																					
Lowest Channel		Lowest Channel																																																																																					
 <p>Ref: 35 dBm</p> <p>Start: 30 MHz, Stop: 19.1 GHz, RBW: 1.907 GHz</p> <table border="1"> <thead> <tr> <th>Start [Hz]</th> <th>Stop [Hz]</th> <th>RBW [Hz]</th> <th>Freq [Hz]</th> <th>PwrAbs [dBm]</th> <th>ΔLimit [dB]</th> </tr> </thead> <tbody> <tr><td>30.000 M</td><td>1.000 G</td><td>1.000 M</td><td>859.833500 M</td><td>-42.89</td><td>-29.89</td></tr> <tr><td>1.000 G</td><td>1.845 G</td><td>1.000 M</td><td>1.077740 G</td><td>-42.34</td><td>-29.34</td></tr> <tr><td>1.915 G</td><td>3.000 G</td><td>1.000 M</td><td>2.988352 G</td><td>-40.04</td><td>-27.04</td></tr> <tr><td>3.000 G</td><td>7.000 G</td><td>1.000 M</td><td>3.023000 G</td><td>-38.67</td><td>-25.67</td></tr> <tr><td>7.000 G</td><td>13.600 G</td><td>1.000 M</td><td>10.220500 G</td><td>-35.92</td><td>-22.92</td></tr> <tr><td>13.600 G</td><td>19.100 G</td><td>1.000 M</td><td>15.330938 G</td><td>-27.19</td><td>-14.19</td></tr> </tbody> </table> <p>Date: 27.DEC.2017 11:05:45</p>		Start [Hz]	Stop [Hz]	RBW [Hz]	Freq [Hz]	PwrAbs [dBm]	ΔLimit [dB]	30.000 M	1.000 G	1.000 M	859.833500 M	-42.89	-29.89	1.000 G	1.845 G	1.000 M	1.077740 G	-42.34	-29.34	1.915 G	3.000 G	1.000 M	2.988352 G	-40.04	-27.04	3.000 G	7.000 G	1.000 M	3.023000 G	-38.67	-25.67	7.000 G	13.600 G	1.000 M	10.220500 G	-35.92	-22.92	13.600 G	19.100 G	1.000 M	15.330938 G	-27.19	-14.19	 <p>Ref: 35 dBm</p> <p>Start: 30 MHz, Stop: 19.1 GHz, RBW: 1.907 GHz</p> <table border="1"> <thead> <tr> <th>Start [Hz]</th> <th>Stop [Hz]</th> <th>RBW [Hz]</th> <th>Freq [Hz]</th> <th>PwrAbs [dBm]</th> <th>ΔLimit [dB]</th> </tr> </thead> <tbody> <tr><td>30.000 M</td><td>1.000 G</td><td>1.000 M</td><td>881.600000 M</td><td>-43.40</td><td>-30.40</td></tr> <tr><td>1.000 G</td><td>1.845 G</td><td>1.000 M</td><td>1.254979 G</td><td>-42.30</td><td>-29.30</td></tr> <tr><td>1.915 G</td><td>3.000 G</td><td>1.000 M</td><td>3.000000 G</td><td>-41.63</td><td>-28.63</td></tr> <tr><td>3.000 G</td><td>7.000 G</td><td>1.000 M</td><td>3.082000 G</td><td>-38.68</td><td>-25.68</td></tr> <tr><td>7.000 G</td><td>13.600 G</td><td>1.000 M</td><td>10.220950 G</td><td>-35.53</td><td>-22.53</td></tr> <tr><td>13.600 G</td><td>19.100 G</td><td>1.000 M</td><td>15.090000 G</td><td>-27.25</td><td>-14.25</td></tr> </tbody> </table> <p>Date: 27.DEC.2017 11:20:32</p>		Start [Hz]	Stop [Hz]	RBW [Hz]	Freq [Hz]	PwrAbs [dBm]	ΔLimit [dB]	30.000 M	1.000 G	1.000 M	881.600000 M	-43.40	-30.40	1.000 G	1.845 G	1.000 M	1.254979 G	-42.30	-29.30	1.915 G	3.000 G	1.000 M	3.000000 G	-41.63	-28.63	3.000 G	7.000 G	1.000 M	3.082000 G	-38.68	-25.68	7.000 G	13.600 G	1.000 M	10.220950 G	-35.53	-22.53	13.600 G	19.100 G	1.000 M	15.090000 G	-27.25	-14.25
Start [Hz]	Stop [Hz]	RBW [Hz]	Freq [Hz]	PwrAbs [dBm]	ΔLimit [dB]																																																																																		
30.000 M	1.000 G	1.000 M	859.833500 M	-42.89	-29.89																																																																																		
1.000 G	1.845 G	1.000 M	1.077740 G	-42.34	-29.34																																																																																		
1.915 G	3.000 G	1.000 M	2.988352 G	-40.04	-27.04																																																																																		
3.000 G	7.000 G	1.000 M	3.023000 G	-38.67	-25.67																																																																																		
7.000 G	13.600 G	1.000 M	10.220500 G	-35.92	-22.92																																																																																		
13.600 G	19.100 G	1.000 M	15.330938 G	-27.19	-14.19																																																																																		
Start [Hz]	Stop [Hz]	RBW [Hz]	Freq [Hz]	PwrAbs [dBm]	ΔLimit [dB]																																																																																		
30.000 M	1.000 G	1.000 M	881.600000 M	-43.40	-30.40																																																																																		
1.000 G	1.845 G	1.000 M	1.254979 G	-42.30	-29.30																																																																																		
1.915 G	3.000 G	1.000 M	3.000000 G	-41.63	-28.63																																																																																		
3.000 G	7.000 G	1.000 M	3.082000 G	-38.68	-25.68																																																																																		
7.000 G	13.600 G	1.000 M	10.220950 G	-35.53	-22.53																																																																																		
13.600 G	19.100 G	1.000 M	15.090000 G	-27.25	-14.25																																																																																		
 <p>Ref: 35 dBm</p> <p>Start: 30 MHz, Stop: 19.1 GHz, RBW: 1.907 GHz</p> <table border="1"> <thead> <tr> <th>Start [Hz]</th> <th>Stop [Hz]</th> <th>RBW [Hz]</th> <th>Freq [Hz]</th> <th>PwrAbs [dBm]</th> <th>ΔLimit [dB]</th> </tr> </thead> <tbody> <tr><td>30.000 M</td><td>1.000 G</td><td>1.000 M</td><td>141.792500 M</td><td>-29.79</td><td>-16.79</td></tr> <tr><td>1.000 G</td><td>1.845 G</td><td>1.000 M</td><td>1.248200 G</td><td>-42.36</td><td>-29.36</td></tr> <tr><td>1.915 G</td><td>3.000 G</td><td>1.000 M</td><td>2.989421 G</td><td>-41.61</td><td>-28.61</td></tr> <tr><td>3.000 G</td><td>7.000 G</td><td>1.000 M</td><td>3.088400 G</td><td>-38.79</td><td>-25.79</td></tr> <tr><td>7.000 G</td><td>13.600 G</td><td>1.000 M</td><td>10.221625 G</td><td>-36.33</td><td>-23.33</td></tr> <tr><td>13.600 G</td><td>19.100 G</td><td>1.000 M</td><td>15.082938 G</td><td>-27.42</td><td>-14.42</td></tr> </tbody> </table> <p>Date: 27.DEC.2017 11:06:36</p>		Start [Hz]	Stop [Hz]	RBW [Hz]	Freq [Hz]	PwrAbs [dBm]	ΔLimit [dB]	30.000 M	1.000 G	1.000 M	141.792500 M	-29.79	-16.79	1.000 G	1.845 G	1.000 M	1.248200 G	-42.36	-29.36	1.915 G	3.000 G	1.000 M	2.989421 G	-41.61	-28.61	3.000 G	7.000 G	1.000 M	3.088400 G	-38.79	-25.79	7.000 G	13.600 G	1.000 M	10.221625 G	-36.33	-23.33	13.600 G	19.100 G	1.000 M	15.082938 G	-27.42	-14.42	 <p>Ref: 35 dBm</p> <p>Start: 30 MHz, Stop: 19.1 GHz, RBW: 1.907 GHz</p> <table border="1"> <thead> <tr> <th>Start [Hz]</th> <th>Stop [Hz]</th> <th>RBW [Hz]</th> <th>Freq [Hz]</th> <th>PwrAbs [dBm]</th> <th>ΔLimit [dB]</th> </tr> </thead> <tbody> <tr><td>30.000 M</td><td>1.000 G</td><td>1.000 M</td><td>933.670000 M</td><td>-42.37</td><td>-29.37</td></tr> <tr><td>1.000 G</td><td>1.845 G</td><td>1.000 M</td><td>1.272334 G</td><td>-42.51</td><td>-29.51</td></tr> <tr><td>1.915 G</td><td>3.000 G</td><td>1.000 M</td><td>2.972241 G</td><td>-41.60</td><td>-28.60</td></tr> <tr><td>3.000 G</td><td>7.000 G</td><td>1.000 M</td><td>4.574000 G</td><td>-39.11</td><td>-26.11</td></tr> <tr><td>7.000 G</td><td>13.600 G</td><td>1.000 M</td><td>10.225550 G</td><td>-35.16</td><td>-22.16</td></tr> <tr><td>13.600 G</td><td>19.100 G</td><td>1.000 M</td><td>15.078813 G</td><td>-27.67</td><td>-14.67</td></tr> </tbody> </table> <p>Date: 27.DEC.2017 11:21:22</p>		Start [Hz]	Stop [Hz]	RBW [Hz]	Freq [Hz]	PwrAbs [dBm]	ΔLimit [dB]	30.000 M	1.000 G	1.000 M	933.670000 M	-42.37	-29.37	1.000 G	1.845 G	1.000 M	1.272334 G	-42.51	-29.51	1.915 G	3.000 G	1.000 M	2.972241 G	-41.60	-28.60	3.000 G	7.000 G	1.000 M	4.574000 G	-39.11	-26.11	7.000 G	13.600 G	1.000 M	10.225550 G	-35.16	-22.16	13.600 G	19.100 G	1.000 M	15.078813 G	-27.67	-14.67
Start [Hz]	Stop [Hz]	RBW [Hz]	Freq [Hz]	PwrAbs [dBm]	ΔLimit [dB]																																																																																		
30.000 M	1.000 G	1.000 M	141.792500 M	-29.79	-16.79																																																																																		
1.000 G	1.845 G	1.000 M	1.248200 G	-42.36	-29.36																																																																																		
1.915 G	3.000 G	1.000 M	2.989421 G	-41.61	-28.61																																																																																		
3.000 G	7.000 G	1.000 M	3.088400 G	-38.79	-25.79																																																																																		
7.000 G	13.600 G	1.000 M	10.221625 G	-36.33	-23.33																																																																																		
13.600 G	19.100 G	1.000 M	15.082938 G	-27.42	-14.42																																																																																		
Start [Hz]	Stop [Hz]	RBW [Hz]	Freq [Hz]	PwrAbs [dBm]	ΔLimit [dB]																																																																																		
30.000 M	1.000 G	1.000 M	933.670000 M	-42.37	-29.37																																																																																		
1.000 G	1.845 G	1.000 M	1.272334 G	-42.51	-29.51																																																																																		
1.915 G	3.000 G	1.000 M	2.972241 G	-41.60	-28.60																																																																																		
3.000 G	7.000 G	1.000 M	4.574000 G	-39.11	-26.11																																																																																		
7.000 G	13.600 G	1.000 M	10.225550 G	-35.16	-22.16																																																																																		
13.600 G	19.100 G	1.000 M	15.078813 G	-27.67	-14.67																																																																																		
 <p>Ref: 35 dBm</p> <p>Start: 30 MHz, Stop: 19.1 GHz, RBW: 1.907 GHz</p> <table border="1"> <thead> <tr> <th>Start [Hz]</th> <th>Stop [Hz]</th> <th>RBW [Hz]</th> <th>Freq [Hz]</th> <th>PwrAbs [dBm]</th> <th>ΔLimit [dB]</th> </tr> </thead> <tbody> <tr><td>30.000 M</td><td>1.000 G</td><td>1.000 M</td><td>931.282500 M</td><td>-43.28</td><td>-30.28</td></tr> <tr><td>1.000 G</td><td>1.845 G</td><td>1.000 M</td><td>1.031476 G</td><td>-42.26</td><td>-29.26</td></tr> <tr><td>1.915 G</td><td>3.000 G</td><td>1.000 M</td><td>2.997830 G</td><td>-41.92</td><td>-28.92</td></tr> <tr><td>3.000 G</td><td>7.000 G</td><td>1.000 M</td><td>3.121000 G</td><td>-38.86</td><td>-25.86</td></tr> <tr><td>7.000 G</td><td>13.600 G</td><td>1.000 M</td><td>10.233175 G</td><td>-36.31</td><td>-23.31</td></tr> <tr><td>13.600 G</td><td>19.100 G</td><td>1.000 M</td><td>15.292825 G</td><td>-27.69</td><td>-14.69</td></tr> </tbody> </table> <p>Date: 27.DEC.2017 11:07:26</p>		Start [Hz]	Stop [Hz]	RBW [Hz]	Freq [Hz]	PwrAbs [dBm]	ΔLimit [dB]	30.000 M	1.000 G	1.000 M	931.282500 M	-43.28	-30.28	1.000 G	1.845 G	1.000 M	1.031476 G	-42.26	-29.26	1.915 G	3.000 G	1.000 M	2.997830 G	-41.92	-28.92	3.000 G	7.000 G	1.000 M	3.121000 G	-38.86	-25.86	7.000 G	13.600 G	1.000 M	10.233175 G	-36.31	-23.31	13.600 G	19.100 G	1.000 M	15.292825 G	-27.69	-14.69	 <p>Ref: 35 dBm</p> <p>Start: 30 MHz, Stop: 19.1 GHz, RBW: 1.907 GHz</p> <table border="1"> <thead> <tr> <th>Start [Hz]</th> <th>Stop [Hz]</th> <th>RBW [Hz]</th> <th>Freq [Hz]</th> <th>PwrAbs [dBm]</th> <th>ΔLimit [dB]</th> </tr> </thead> <tbody> <tr><td>30.000 M</td><td>1.000 G</td><td>1.000 M</td><td>899.600000 M</td><td>-43.59</td><td>-30.59</td></tr> <tr><td>1.000 G</td><td>1.845 G</td><td>1.000 M</td><td>1.057249 G</td><td>-42.60</td><td>-29.60</td></tr> <tr><td>1.915 G</td><td>3.000 G</td><td>1.000 M</td><td>2.883746 G</td><td>-41.18</td><td>-28.18</td></tr> <tr><td>3.000 G</td><td>7.000 G</td><td>1.000 M</td><td>3.057000 G</td><td>-38.87</td><td>-25.87</td></tr> <tr><td>7.000 G</td><td>13.600 G</td><td>1.000 M</td><td>10.221625 G</td><td>-36.42</td><td>-23.42</td></tr> <tr><td>13.600 G</td><td>19.100 G</td><td>1.000 M</td><td>15.311388 G</td><td>-27.62</td><td>-14.62</td></tr> </tbody> </table> <p>Date: 27.DEC.2017 11:22:13</p>		Start [Hz]	Stop [Hz]	RBW [Hz]	Freq [Hz]	PwrAbs [dBm]	ΔLimit [dB]	30.000 M	1.000 G	1.000 M	899.600000 M	-43.59	-30.59	1.000 G	1.845 G	1.000 M	1.057249 G	-42.60	-29.60	1.915 G	3.000 G	1.000 M	2.883746 G	-41.18	-28.18	3.000 G	7.000 G	1.000 M	3.057000 G	-38.87	-25.87	7.000 G	13.600 G	1.000 M	10.221625 G	-36.42	-23.42	13.600 G	19.100 G	1.000 M	15.311388 G	-27.62	-14.62
Start [Hz]	Stop [Hz]	RBW [Hz]	Freq [Hz]	PwrAbs [dBm]	ΔLimit [dB]																																																																																		
30.000 M	1.000 G	1.000 M	931.282500 M	-43.28	-30.28																																																																																		
1.000 G	1.845 G	1.000 M	1.031476 G	-42.26	-29.26																																																																																		
1.915 G	3.000 G	1.000 M	2.997830 G	-41.92	-28.92																																																																																		
3.000 G	7.000 G	1.000 M	3.121000 G	-38.86	-25.86																																																																																		
7.000 G	13.600 G	1.000 M	10.233175 G	-36.31	-23.31																																																																																		
13.600 G	19.100 G	1.000 M	15.292825 G	-27.69	-14.69																																																																																		
Start [Hz]	Stop [Hz]	RBW [Hz]	Freq [Hz]	PwrAbs [dBm]	ΔLimit [dB]																																																																																		
30.000 M	1.000 G	1.000 M	899.600000 M	-43.59	-30.59																																																																																		
1.000 G	1.845 G	1.000 M	1.057249 G	-42.60	-29.60																																																																																		
1.915 G	3.000 G	1.000 M	2.883746 G	-41.18	-28.18																																																																																		
3.000 G	7.000 G	1.000 M	3.057000 G	-38.87	-25.87																																																																																		
7.000 G	13.600 G	1.000 M	10.221625 G	-36.42	-23.42																																																																																		
13.600 G	19.100 G	1.000 M	15.311388 G	-27.62	-14.62																																																																																		



Frequency Stability

Test Conditions	Middle Channel	GSM850 (GPRS class 8)	GSM850 (EDGE class 8)	Limit 2.5ppm
Temperature (°C)	Voltage (Volt)	Deviation (ppm)		Result
50	Normal Voltage	0.0036	0.0096	PASS
40	Normal Voltage	0.0012	0.0060	
30	Normal Voltage	0.0012	0.0024	
20(Ref.)	Normal Voltage	0.0000	0.0000	
10	Normal Voltage	0.0179	0.0096	
0	Normal Voltage	0.0108	0.0024	
-10	Normal Voltage	0.0191	0.0036	
-20	Normal Voltage	0.0143	0.0024	
-30	Normal Voltage	0.0108	0.0084	
20	Maximum Voltage	0.0024	0.0024	
20	Normal Voltage	0.0000	0.0000	
20	Battery End Point	0.0120	0.0036	

Test Conditions	Middle Channel	GSM1900 (GPRS class 8)	GSM1900 (EDGE class 8)	Limit Note 2.
Temperature (°C)	Voltage (Volt)	Deviation (ppm)		Result
50	Normal Voltage	0.0074	0.0106	PASS
40	Normal Voltage	0.0021	0.0011	
30	Normal Voltage	0.0027	0.0032	
20(Ref.)	Normal Voltage	0.0000	0.0000	
10	Normal Voltage	0.0005	0.0016	
0	Normal Voltage	0.0021	0.0128	
-10	Normal Voltage	0.0005	0.0043	
-20	Normal Voltage	0.0027	0.0117	
-30	Normal Voltage	0.0059	0.0101	
20	Maximum Voltage	0.0011	0.0021	
20	Normal Voltage	0.0000	0.0000	
20	Battery End Point	0.0048	0.0053	

Note:

1. Normal Voltage = 3.8V. ; Battery End Point (BEP) = 3.5 V. ; Maximum Voltage =4.4 V
2. The frequency fundamental emissions stay within the authorized frequency block.

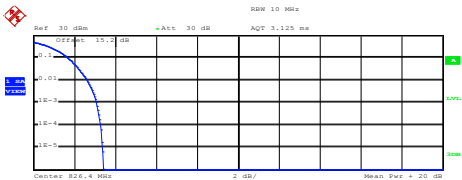
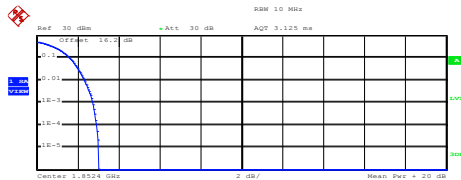

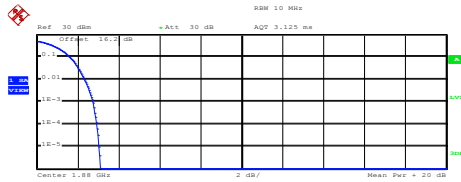
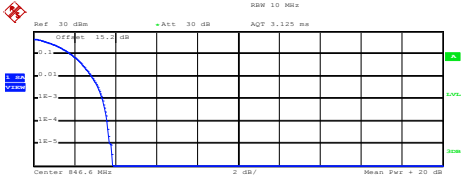
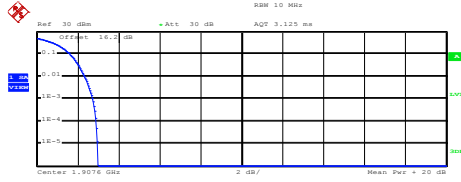


A3. WCDMA

Peak-to-Average Ratio

Mode	WCDMA Band V	WCDMA Band II	WCDMA Band IV	Limit: 13dB
Mod.	RMC 12.2Kbps	RMC 12.2Kbps	RMC 12.2Kbps	Result
Lowest CH	3.08	2.76	2.68	PASS
Middle CH	3.12	2.76	2.76	
Highest CH	3.36	2.72	2.96	

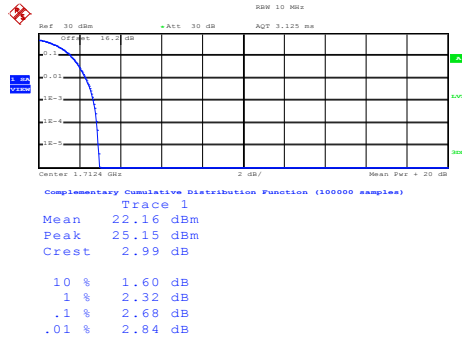


WCDMA Band V (RMC 12.2Kbps)	WCDMA Band II (RMC 12.2Kbps)																
<p style="text-align: center;">Lowest Channel</p>  <p>Center: 826.4 MHz 2 dB/ Mean Pwr = 20 dB</p> <p>Complementary Cumulative Distribution Function (100000 samples) Trace 1 Mean 21.80 dBm Peak 25.22 dBm Crest 3.42 dB</p> <table border="1"> <tr><td>10 %</td><td>1.68 dB</td></tr> <tr><td>1 %</td><td>2.64 dB</td></tr> <tr><td>.1 %</td><td>3.08 dB</td></tr> <tr><td>.01 %</td><td>3.28 dB</td></tr> </table> <p>Date: 27.DEC.2017 09:44:17</p>	10 %	1.68 dB	1 %	2.64 dB	.1 %	3.08 dB	.01 %	3.28 dB	<p style="text-align: center;">Lowest Channel</p>  <p>Center: 1.8524 GHz 2 dB/ Mean Pwr = 20 dB</p> <p>Complementary Cumulative Distribution Function (100000 samples) Trace 1 Mean 21.78 dBm Peak 24.79 dBm Crest 3.02 dB</p> <table border="1"> <tr><td>10 %</td><td>1.60 dB</td></tr> <tr><td>1 %</td><td>2.32 dB</td></tr> <tr><td>.1 %</td><td>2.76 dB</td></tr> <tr><td>.01 %</td><td>2.92 dB</td></tr> </table> <p>Date: 27.DEC.2017 09:14:11</p>	10 %	1.60 dB	1 %	2.32 dB	.1 %	2.76 dB	.01 %	2.92 dB
10 %	1.68 dB																
1 %	2.64 dB																
.1 %	3.08 dB																
.01 %	3.28 dB																
10 %	1.60 dB																
1 %	2.32 dB																
.1 %	2.76 dB																
.01 %	2.92 dB																
<p style="text-align: center;">Middle Channel</p>  <p>Center: 836.4 MHz 2 dB/ Mean Pwr = 20 dB</p> <p>Complementary Cumulative Distribution Function (100000 samples) Trace 1 Mean 21.97 dBm Peak 25.43 dBm Crest 3.46 dB</p> <table border="1"> <tr><td>10 %</td><td>1.72 dB</td></tr> <tr><td>1 %</td><td>2.60 dB</td></tr> <tr><td>.1 %</td><td>3.12 dB</td></tr> <tr><td>.01 %</td><td>3.36 dB</td></tr> </table> <p>Date: 27.DEC.2017 09:44:31</p>	10 %	1.72 dB	1 %	2.60 dB	.1 %	3.12 dB	.01 %	3.36 dB	<p style="text-align: center;">Middle Channel</p>  <p>Center: 1.85 GHz 2 dB/ Mean Pwr = 20 dB</p> <p>Complementary Cumulative Distribution Function (100000 samples) Trace 1 Mean 22.04 dBm Peak 25.15 dBm Crest 3.10 dB</p> <table border="1"> <tr><td>10 %</td><td>1.60 dB</td></tr> <tr><td>1 %</td><td>2.32 dB</td></tr> <tr><td>.1 %</td><td>2.76 dB</td></tr> <tr><td>.01 %</td><td>2.92 dB</td></tr> </table> <p>Date: 27.DEC.2017 09:14:23</p>	10 %	1.60 dB	1 %	2.32 dB	.1 %	2.76 dB	.01 %	2.92 dB
10 %	1.72 dB																
1 %	2.60 dB																
.1 %	3.12 dB																
.01 %	3.36 dB																
10 %	1.60 dB																
1 %	2.32 dB																
.1 %	2.76 dB																
.01 %	2.92 dB																
<p style="text-align: center;">Highest Channel</p>  <p>Center: 846.6 MHz 2 dB/ Mean Pwr = 20 dB</p> <p>Complementary Cumulative Distribution Function (100000 samples) Trace 1 Mean 22.00 dBm Peak 25.85 dBm Crest 3.86 dB</p> <table border="1"> <tr><td>10 %</td><td>1.84 dB</td></tr> <tr><td>1 %</td><td>2.84 dB</td></tr> <tr><td>.1 %</td><td>3.36 dB</td></tr> <tr><td>.01 %</td><td>3.60 dB</td></tr> </table> <p>Date: 27.DEC.2017 09:44:46</p>	10 %	1.84 dB	1 %	2.84 dB	.1 %	3.36 dB	.01 %	3.60 dB	<p style="text-align: center;">Highest Channel</p>  <p>Center: 1.9076 GHz 2 dB/ Mean Pwr = 20 dB</p> <p>Complementary Cumulative Distribution Function (100000 samples) Trace 1 Mean 22.15 dBm Peak 25.15 dBm Crest 3.00 dB</p> <table border="1"> <tr><td>10 %</td><td>1.64 dB</td></tr> <tr><td>1 %</td><td>2.32 dB</td></tr> <tr><td>.1 %</td><td>2.72 dB</td></tr> <tr><td>.01 %</td><td>2.92 dB</td></tr> </table> <p>Date: 27.DEC.2017 09:14:35</p>	10 %	1.64 dB	1 %	2.32 dB	.1 %	2.72 dB	.01 %	2.92 dB
10 %	1.84 dB																
1 %	2.84 dB																
.1 %	3.36 dB																
.01 %	3.60 dB																
10 %	1.64 dB																
1 %	2.32 dB																
.1 %	2.72 dB																
.01 %	2.92 dB																



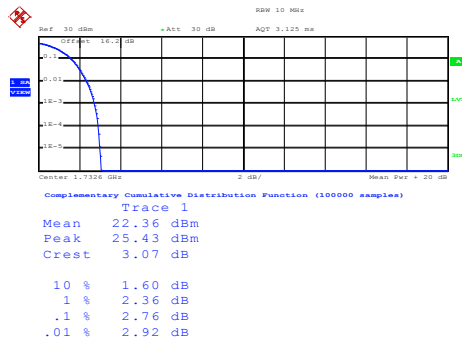
WCDMA Band IV (RMC 12.2Kbps)

Lowest Channel



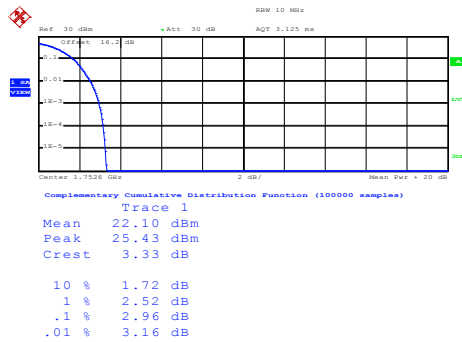
Date: 27.DEC.2017 09:29:31

Middle Channel



Date: 27.DEC.2017 09:29:41

Highest Channel



Date: 27.DEC.2017 09:30:01



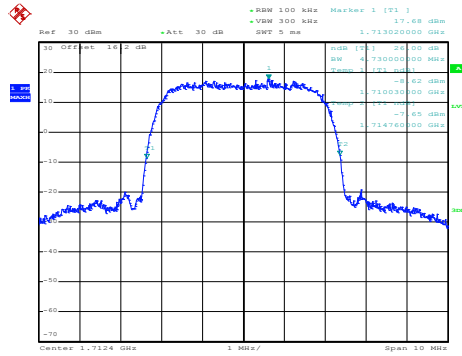
26dB Bandwidth

Mode	WCDMA Band V	WCDMA Band II	WCDMA Band IV
Mod.	RMC 12.2Kbps	RMC 12.2Kbps	RMC 12.2Kbps
Lowest CH	4.72	4.75	4.73
Middle CH	4.71	4.75	4.71
Highest CH	4.69	4.73	4.72



WCDMA Band IV (RMC 12.2Kbps)

Lowest Channel





Occupied Bandwidth

Mode	WCDMA Band V	WCDMA Band II	WCDMA Band IV
Mod.	RMC 12.2Kbps	RMC 12.2Kbps	RMC 12.2Kbps
Lowest CH	4.13	4.16	4.15
Middle CH	4.13	4.16	4.14
Highest CH	4.13	4.15	4.13

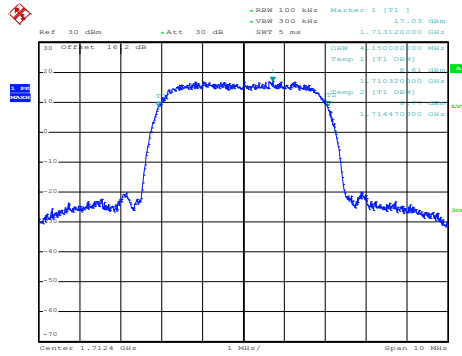


WCDMA Band V (RMC 12.2Kbps)	WCDMA Band II (RMC 12.2Kbps)
Lowest Channel	Lowest Channel
<p>Ref: 30 dBm, Att: 30 dB, RBW: 100 kHz, VSW: 300 kHz, SWT: 5 ms, Marker 1: 17.71 dBm, Center: 826.4 MHz, Span: 10 MHz.</p> <p>Date: 27.DEC.2017 09:32:59</p>	<p>Ref: 30 dBm, Att: 30 dB, RBW: 100 kHz, VSW: 300 kHz, SWT: 5 ms, Marker 1: 17.48 dBm, Center: 1.8524 GHz, Span: 10 MHz.</p> <p>Date: 27.DEC.2017 09:03:44</p>
Middle Channel	Middle Channel
<p>Ref: 30 dBm, Att: 30 dB, RBW: 100 kHz, VSW: 300 kHz, SWT: 5 ms, Marker 1: 18.30 dBm, Center: 836.4 MHz, Span: 10 MHz.</p> <p>Date: 27.DEC.2017 09:33:27</p>	<p>Ref: 30 dBm, Att: 30 dB, RBW: 100 kHz, VSW: 300 kHz, SWT: 5 ms, Marker 1: 18.37 dBm, Center: 1.88 GHz, Span: 10 MHz.</p> <p>Date: 27.DEC.2017 09:04:12</p>
Highest Channel	Highest Channel
<p>Ref: 30 dBm, Att: 30 dB, RBW: 100 kHz, VSW: 300 kHz, SWT: 5 ms, Marker 1: 18.18 dBm, Center: 846.6 MHz, Span: 10 MHz.</p> <p>Date: 27.DEC.2017 09:33:55</p>	<p>Ref: 30 dBm, Att: 30 dB, RBW: 100 kHz, VSW: 300 kHz, SWT: 5 ms, Marker 1: 17.03 dBm, Center: 1.9076 GHz, Span: 10 MHz.</p> <p>Date: 27.DEC.2017 09:04:39</p>



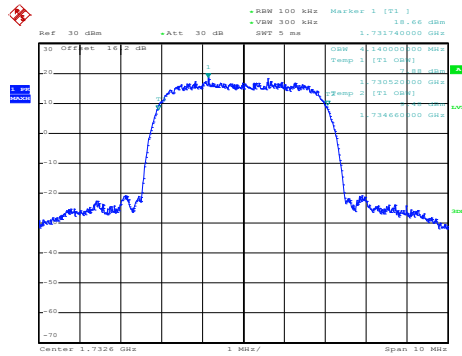
WCDMA Band IV (RMC 12.2Kbps)

Lowest Channel



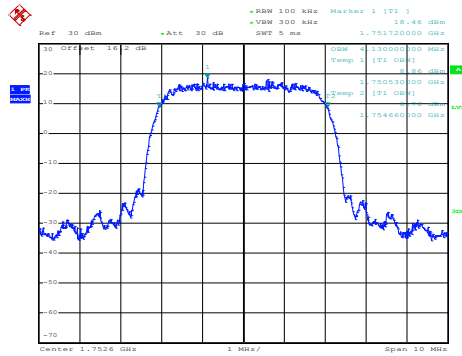
Date: 27.DEC.2017 09:18:52

Middle Channel



Date: 27.DEC.2017 09:19:20

Highest Channel



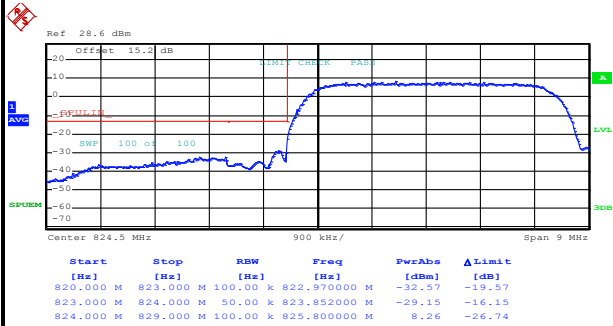
Date: 27.DEC.2017 09:19:48



Conducted Band Edge

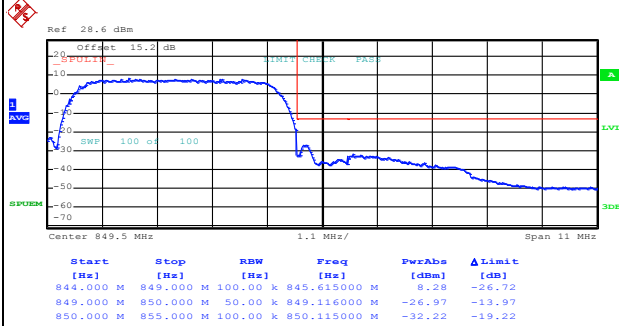
WCDMA Band V (RMC 12.2Kbps)

Lowest Band Edge



Date: 27.DEC.2017 09:37:24

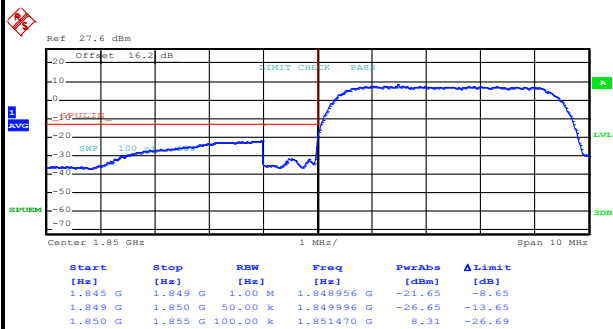
Highest Band Edge



Date: 27.DEC.2017 09:40:06

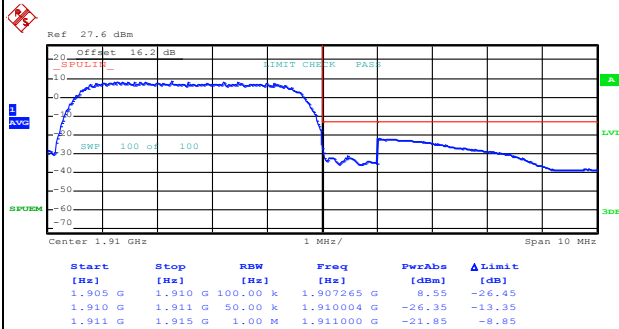
WCDMA Band II (RMC 12.2Kbps)

Lowest Band Edge



Date: 27.DEC.2017 09:07:26

Highest Band Edge



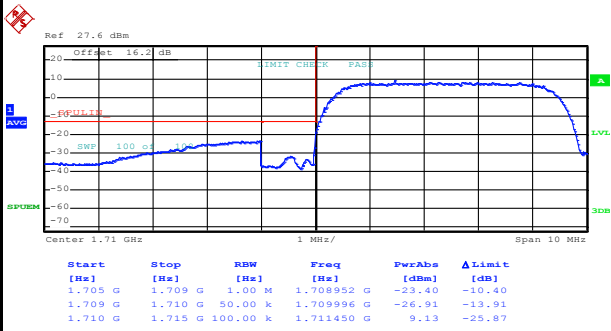
Date: 27.DEC.2017 09:10:07



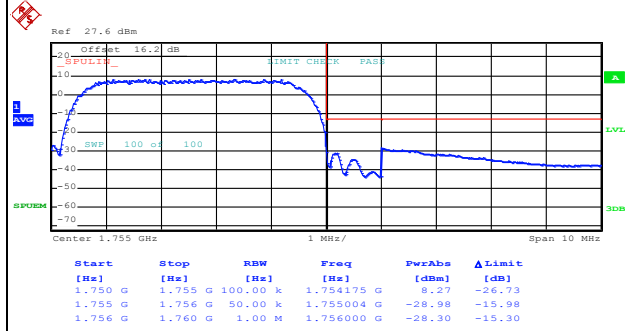
WCDMA Band IV (RMC 12.2Kbps)

Lowest Band Edge

Highest Band Edge



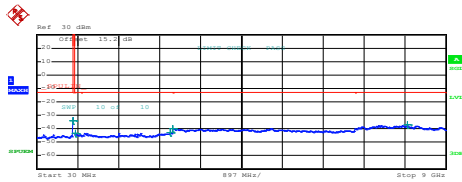
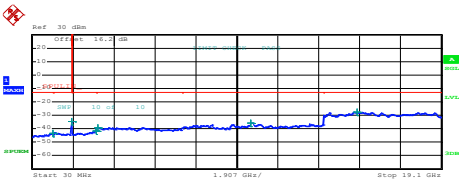
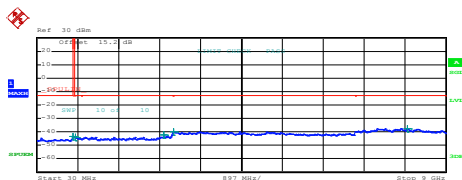
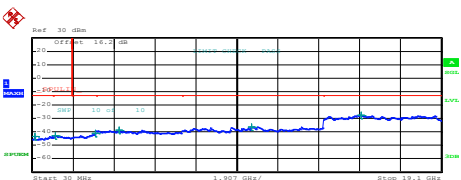
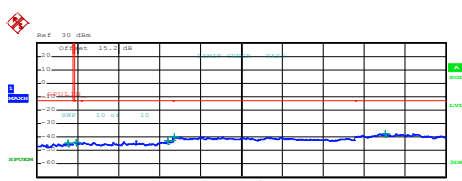
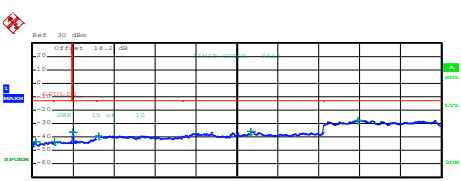
Date: 27.DEC.2017 09:23:12



Date: 27.DEC.2017 09:25:54



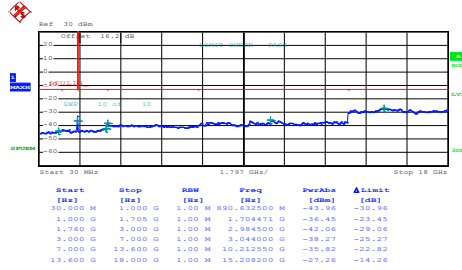
Conducted Spurious Emission

WCDMA Band V (RMC 12.2Kbps)	WCDMA Band II (RMC 12.2Kbps)																																																																																										
Lowest Channel	Lowest Channel																																																																																										
 <table border="1"> <thead> <tr> <th>Start</th> <th>Stop</th> <th>RW</th> <th>Freq</th> <th>PwrAbs</th> <th>ΔLimit</th> </tr> <tr> <th>[Hz]</th> <th>[Hz]</th> <th>[Hz]</th> <th>[Hz]</th> <th>[dBm]</th> <th>[dB]</th> </tr> </thead> <tbody> <tr> <td>30,000 M</td> <td>820,000 M</td> <td>1,000 M</td> <td>819,813500 M</td> <td>-39.03</td> <td>-21.03</td> </tr> <tr> <td>855,000 M</td> <td>1,000 G</td> <td>1,000 M</td> <td>865,186251 M</td> <td>-43.66</td> <td>-30.66</td> </tr> <tr> <td>1,000 G</td> <td>3,000 G</td> <td>1,000 M</td> <td>2,947500 G</td> <td>-43.04</td> <td>-30.04</td> </tr> <tr> <td>3,000 G</td> <td>7,000 G</td> <td>1,000 M</td> <td>3,003000 G</td> <td>-39.80</td> <td>-26.80</td> </tr> <tr> <td>7,000 G</td> <td>9,000 G</td> <td>1,000 M</td> <td>8,139500 G</td> <td>-37.12</td> <td>-24.12</td> </tr> </tbody> </table> <p>Date: 27.DEC.2017 09:42:26</p>	Start	Stop	RW	Freq	PwrAbs	ΔLimit	[Hz]	[Hz]	[Hz]	[Hz]	[dBm]	[dB]	30,000 M	820,000 M	1,000 M	819,813500 M	-39.03	-21.03	855,000 M	1,000 G	1,000 M	865,186251 M	-43.66	-30.66	1,000 G	3,000 G	1,000 M	2,947500 G	-43.04	-30.04	3,000 G	7,000 G	1,000 M	3,003000 G	-39.80	-26.80	7,000 G	9,000 G	1,000 M	8,139500 G	-37.12	-24.12	 <table border="1"> <thead> <tr> <th>Start</th> <th>Stop</th> <th>RW</th> <th>Freq</th> <th>PwrAbs</th> <th>ΔLimit</th> </tr> <tr> <th>[Hz]</th> <th>[Hz]</th> <th>[Hz]</th> <th>[Hz]</th> <th>[dBm]</th> <th>[dB]</th> </tr> </thead> <tbody> <tr> <td>30,000 M</td> <td>3,000 G</td> <td>1,000 M</td> <td>978,417500 M</td> <td>-43.33</td> <td>-30.33</td> </tr> <tr> <td>3,000 G</td> <td>3,845 G</td> <td>1,000 M</td> <td>3,844789 G</td> <td>-34.88</td> <td>-21.88</td> </tr> <tr> <td>3,915 G</td> <td>3,000 G</td> <td>1,000 M</td> <td>3,000000 G</td> <td>-42.65</td> <td>-28.65</td> </tr> <tr> <td>3,000 G</td> <td>7,000 G</td> <td>1,000 M</td> <td>3,075000 G</td> <td>-39.10</td> <td>-26.10</td> </tr> <tr> <td>7,000 G</td> <td>13,600 G</td> <td>1,000 M</td> <td>10,207600 G</td> <td>-35.90</td> <td>-22.90</td> </tr> <tr> <td>13,600 G</td> <td>19,100 G</td> <td>1,000 M</td> <td>15,382625 G</td> <td>-27.59</td> <td>-14.59</td> </tr> </tbody> </table> <p>Date: 27.DEC.2017 09:12:24</p>	Start	Stop	RW	Freq	PwrAbs	ΔLimit	[Hz]	[Hz]	[Hz]	[Hz]	[dBm]	[dB]	30,000 M	3,000 G	1,000 M	978,417500 M	-43.33	-30.33	3,000 G	3,845 G	1,000 M	3,844789 G	-34.88	-21.88	3,915 G	3,000 G	1,000 M	3,000000 G	-42.65	-28.65	3,000 G	7,000 G	1,000 M	3,075000 G	-39.10	-26.10	7,000 G	13,600 G	1,000 M	10,207600 G	-35.90	-22.90	13,600 G	19,100 G	1,000 M	15,382625 G	-27.59	-14.59
Start	Stop	RW	Freq	PwrAbs	ΔLimit																																																																																						
[Hz]	[Hz]	[Hz]	[Hz]	[dBm]	[dB]																																																																																						
30,000 M	820,000 M	1,000 M	819,813500 M	-39.03	-21.03																																																																																						
855,000 M	1,000 G	1,000 M	865,186251 M	-43.66	-30.66																																																																																						
1,000 G	3,000 G	1,000 M	2,947500 G	-43.04	-30.04																																																																																						
3,000 G	7,000 G	1,000 M	3,003000 G	-39.80	-26.80																																																																																						
7,000 G	9,000 G	1,000 M	8,139500 G	-37.12	-24.12																																																																																						
Start	Stop	RW	Freq	PwrAbs	ΔLimit																																																																																						
[Hz]	[Hz]	[Hz]	[Hz]	[dBm]	[dB]																																																																																						
30,000 M	3,000 G	1,000 M	978,417500 M	-43.33	-30.33																																																																																						
3,000 G	3,845 G	1,000 M	3,844789 G	-34.88	-21.88																																																																																						
3,915 G	3,000 G	1,000 M	3,000000 G	-42.65	-28.65																																																																																						
3,000 G	7,000 G	1,000 M	3,075000 G	-39.10	-26.10																																																																																						
7,000 G	13,600 G	1,000 M	10,207600 G	-35.90	-22.90																																																																																						
13,600 G	19,100 G	1,000 M	15,382625 G	-27.59	-14.59																																																																																						
Middle Channel	Middle Channel																																																																																										
 <table border="1"> <thead> <tr> <th>Start</th> <th>Stop</th> <th>RW</th> <th>Freq</th> <th>PwrAbs</th> <th>ΔLimit</th> </tr> <tr> <th>[Hz]</th> <th>[Hz]</th> <th>[Hz]</th> <th>[Hz]</th> <th>[dBm]</th> <th>[dB]</th> </tr> </thead> <tbody> <tr> <td>30,000 M</td> <td>820,000 M</td> <td>1,000 M</td> <td>819,465000 M</td> <td>-43.55</td> <td>-30.55</td> </tr> <tr> <td>855,000 M</td> <td>1,000 G</td> <td>1,000 M</td> <td>871,947500 M</td> <td>-44.03</td> <td>-31.03</td> </tr> <tr> <td>1,000 G</td> <td>3,000 G</td> <td>1,000 M</td> <td>2,814000 G</td> <td>-42.04</td> <td>-29.04</td> </tr> <tr> <td>3,000 G</td> <td>7,000 G</td> <td>1,000 M</td> <td>3,032000 G</td> <td>-39.60</td> <td>-26.60</td> </tr> <tr> <td>7,000 G</td> <td>9,000 G</td> <td>1,000 M</td> <td>8,133000 G</td> <td>-37.46</td> <td>-24.46</td> </tr> </tbody> </table> <p>Date: 27.DEC.2017 09:43:12</p>	Start	Stop	RW	Freq	PwrAbs	ΔLimit	[Hz]	[Hz]	[Hz]	[Hz]	[dBm]	[dB]	30,000 M	820,000 M	1,000 M	819,465000 M	-43.55	-30.55	855,000 M	1,000 G	1,000 M	871,947500 M	-44.03	-31.03	1,000 G	3,000 G	1,000 M	2,814000 G	-42.04	-29.04	3,000 G	7,000 G	1,000 M	3,032000 G	-39.60	-26.60	7,000 G	9,000 G	1,000 M	8,133000 G	-37.46	-24.46	 <table border="1"> <thead> <tr> <th>Start</th> <th>Stop</th> <th>RW</th> <th>Freq</th> <th>PwrAbs</th> <th>ΔLimit</th> </tr> <tr> <th>[Hz]</th> <th>[Hz]</th> <th>[Hz]</th> <th>[Hz]</th> <th>[dBm]</th> <th>[dB]</th> </tr> </thead> <tbody> <tr> <td>30,000 M</td> <td>3,000 G</td> <td>1,000 M</td> <td>141,065000 M</td> <td>-43.35</td> <td>-30.35</td> </tr> <tr> <td>3,000 G</td> <td>3,845 G</td> <td>1,000 M</td> <td>3,086300 G</td> <td>-42.30</td> <td>-29.30</td> </tr> <tr> <td>3,915 G</td> <td>3,000 G</td> <td>1,000 M</td> <td>2,981826 G</td> <td>-41.17</td> <td>-28.17</td> </tr> <tr> <td>3,000 G</td> <td>7,000 G</td> <td>1,000 M</td> <td>4,087000 G</td> <td>-38.47</td> <td>-25.47</td> </tr> <tr> <td>7,000 G</td> <td>13,600 G</td> <td>1,000 M</td> <td>10,223975 G</td> <td>-36.40</td> <td>-23.40</td> </tr> <tr> <td>13,600 G</td> <td>19,100 G</td> <td>1,000 M</td> <td>15,358625 G</td> <td>-27.47</td> <td>-14.47</td> </tr> </tbody> </table> <p>Date: 27.DEC.2017 09:13:10</p>	Start	Stop	RW	Freq	PwrAbs	ΔLimit	[Hz]	[Hz]	[Hz]	[Hz]	[dBm]	[dB]	30,000 M	3,000 G	1,000 M	141,065000 M	-43.35	-30.35	3,000 G	3,845 G	1,000 M	3,086300 G	-42.30	-29.30	3,915 G	3,000 G	1,000 M	2,981826 G	-41.17	-28.17	3,000 G	7,000 G	1,000 M	4,087000 G	-38.47	-25.47	7,000 G	13,600 G	1,000 M	10,223975 G	-36.40	-23.40	13,600 G	19,100 G	1,000 M	15,358625 G	-27.47	-14.47
Start	Stop	RW	Freq	PwrAbs	ΔLimit																																																																																						
[Hz]	[Hz]	[Hz]	[Hz]	[dBm]	[dB]																																																																																						
30,000 M	820,000 M	1,000 M	819,465000 M	-43.55	-30.55																																																																																						
855,000 M	1,000 G	1,000 M	871,947500 M	-44.03	-31.03																																																																																						
1,000 G	3,000 G	1,000 M	2,814000 G	-42.04	-29.04																																																																																						
3,000 G	7,000 G	1,000 M	3,032000 G	-39.60	-26.60																																																																																						
7,000 G	9,000 G	1,000 M	8,133000 G	-37.46	-24.46																																																																																						
Start	Stop	RW	Freq	PwrAbs	ΔLimit																																																																																						
[Hz]	[Hz]	[Hz]	[Hz]	[dBm]	[dB]																																																																																						
30,000 M	3,000 G	1,000 M	141,065000 M	-43.35	-30.35																																																																																						
3,000 G	3,845 G	1,000 M	3,086300 G	-42.30	-29.30																																																																																						
3,915 G	3,000 G	1,000 M	2,981826 G	-41.17	-28.17																																																																																						
3,000 G	7,000 G	1,000 M	4,087000 G	-38.47	-25.47																																																																																						
7,000 G	13,600 G	1,000 M	10,223975 G	-36.40	-23.40																																																																																						
13,600 G	19,100 G	1,000 M	15,358625 G	-27.47	-14.47																																																																																						
Highest Channel	Highest Channel																																																																																										
 <table border="1"> <thead> <tr> <th>Start</th> <th>Stop</th> <th>RW</th> <th>Freq</th> <th>PwrAbs</th> <th>ΔLimit</th> </tr> <tr> <th>[Hz]</th> <th>[Hz]</th> <th>[Hz]</th> <th>[Hz]</th> <th>[dBm]</th> <th>[dB]</th> </tr> </thead> <tbody> <tr> <td>30,000 M</td> <td>820,000 M</td> <td>1,000 M</td> <td>701,807500 M</td> <td>-44.75</td> <td>-31.75</td> </tr> <tr> <td>855,000 M</td> <td>1,000 G</td> <td>1,000 M</td> <td>899,551253 M</td> <td>-44.12</td> <td>-31.12</td> </tr> <tr> <td>1,000 G</td> <td>3,000 G</td> <td>1,000 M</td> <td>2,993500 G</td> <td>-42.97</td> <td>-29.97</td> </tr> <tr> <td>3,000 G</td> <td>7,000 G</td> <td>1,000 M</td> <td>3,046000 G</td> <td>-39.97</td> <td>-26.97</td> </tr> <tr> <td>7,000 G</td> <td>9,000 G</td> <td>1,000 M</td> <td>7,666000 G</td> <td>-37.59</td> <td>-24.59</td> </tr> </tbody> </table> <p>Date: 27.DEC.2017 09:43:57</p>	Start	Stop	RW	Freq	PwrAbs	ΔLimit	[Hz]	[Hz]	[Hz]	[Hz]	[dBm]	[dB]	30,000 M	820,000 M	1,000 M	701,807500 M	-44.75	-31.75	855,000 M	1,000 G	1,000 M	899,551253 M	-44.12	-31.12	1,000 G	3,000 G	1,000 M	2,993500 G	-42.97	-29.97	3,000 G	7,000 G	1,000 M	3,046000 G	-39.97	-26.97	7,000 G	9,000 G	1,000 M	7,666000 G	-37.59	-24.59	 <table border="1"> <thead> <tr> <th>Start</th> <th>Stop</th> <th>RW</th> <th>Freq</th> <th>PwrAbs</th> <th>ΔLimit</th> </tr> <tr> <th>[Hz]</th> <th>[Hz]</th> <th>[Hz]</th> <th>[Hz]</th> <th>[dBm]</th> <th>[dB]</th> </tr> </thead> <tbody> <tr> <td>30,000 M</td> <td>3,000 G</td> <td>1,000 M</td> <td>170,650000 M</td> <td>-43.37</td> <td>-30.37</td> </tr> <tr> <td>3,000 G</td> <td>3,845 G</td> <td>1,000 M</td> <td>3,050278 G</td> <td>-43.34</td> <td>-30.34</td> </tr> <tr> <td>3,915 G</td> <td>3,000 G</td> <td>1,000 M</td> <td>1,926627 G</td> <td>-36.47</td> <td>-23.47</td> </tr> <tr> <td>3,000 G</td> <td>7,000 G</td> <td>1,000 M</td> <td>3,106000 G</td> <td>-39.02</td> <td>-26.02</td> </tr> <tr> <td>7,000 G</td> <td>13,600 G</td> <td>1,000 M</td> <td>10,210075 G</td> <td>-35.90</td> <td>-22.90</td> </tr> <tr> <td>13,600 G</td> <td>19,100 G</td> <td>1,000 M</td> <td>15,223563 G</td> <td>-27.68</td> <td>-14.68</td> </tr> </tbody> </table> <p>Date: 27.DEC.2017 09:13:55</p>	Start	Stop	RW	Freq	PwrAbs	ΔLimit	[Hz]	[Hz]	[Hz]	[Hz]	[dBm]	[dB]	30,000 M	3,000 G	1,000 M	170,650000 M	-43.37	-30.37	3,000 G	3,845 G	1,000 M	3,050278 G	-43.34	-30.34	3,915 G	3,000 G	1,000 M	1,926627 G	-36.47	-23.47	3,000 G	7,000 G	1,000 M	3,106000 G	-39.02	-26.02	7,000 G	13,600 G	1,000 M	10,210075 G	-35.90	-22.90	13,600 G	19,100 G	1,000 M	15,223563 G	-27.68	-14.68
Start	Stop	RW	Freq	PwrAbs	ΔLimit																																																																																						
[Hz]	[Hz]	[Hz]	[Hz]	[dBm]	[dB]																																																																																						
30,000 M	820,000 M	1,000 M	701,807500 M	-44.75	-31.75																																																																																						
855,000 M	1,000 G	1,000 M	899,551253 M	-44.12	-31.12																																																																																						
1,000 G	3,000 G	1,000 M	2,993500 G	-42.97	-29.97																																																																																						
3,000 G	7,000 G	1,000 M	3,046000 G	-39.97	-26.97																																																																																						
7,000 G	9,000 G	1,000 M	7,666000 G	-37.59	-24.59																																																																																						
Start	Stop	RW	Freq	PwrAbs	ΔLimit																																																																																						
[Hz]	[Hz]	[Hz]	[Hz]	[dBm]	[dB]																																																																																						
30,000 M	3,000 G	1,000 M	170,650000 M	-43.37	-30.37																																																																																						
3,000 G	3,845 G	1,000 M	3,050278 G	-43.34	-30.34																																																																																						
3,915 G	3,000 G	1,000 M	1,926627 G	-36.47	-23.47																																																																																						
3,000 G	7,000 G	1,000 M	3,106000 G	-39.02	-26.02																																																																																						
7,000 G	13,600 G	1,000 M	10,210075 G	-35.90	-22.90																																																																																						
13,600 G	19,100 G	1,000 M	15,223563 G	-27.68	-14.68																																																																																						



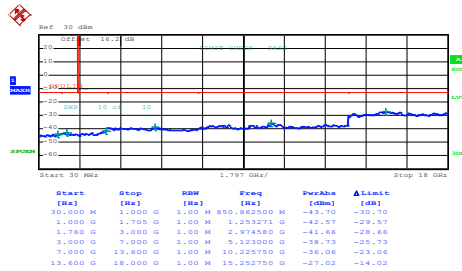
WCDMA Band IV (RMC 12.2Kbps)

Lowest Channel



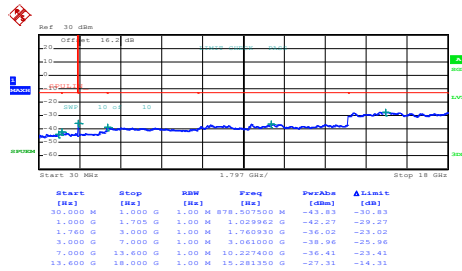
Date: 27.DEC.2017 09:27:09

Middle Channel



Date: 27.DEC.2017 09:27:54

Highest Channel



Date: 27.DEC.2017 09:28:40



Frequency Stability

Test Conditions	Middle Channel	WCDMA Band V (RMC 12.2Kbps)	Limit 2.5ppm
Temperature (°C)	Voltage (Volt)	Deviation (ppm)	Result
50	Normal Voltage	0.0155	PASS
40	Normal Voltage	0.0108	
30	Normal Voltage	0.0120	
20(Ref.)	Normal Voltage	0.0000	
10	Normal Voltage	0.0096	
0	Normal Voltage	0.0120	
-10	Normal Voltage	0.0108	
-20	Normal Voltage	0.0096	
-30	Normal Voltage	0.0108	
20	Maximum Voltage	0.0036	
20	Normal Voltage	0.0000	
20	Battery End Point	0.0024	

Test Conditions	Middle Channel	WCDMA Band II (RMC 12.2Kbps)	Limit Note 2.
Temperature (°C)	Voltage (Volt)	Deviation (ppm)	Result
50	Normal Voltage	0.0112	PASS
40	Normal Voltage	0.0096	
30	Normal Voltage	0.0090	
20(Ref.)	Normal Voltage	0.0000	
10	Normal Voltage	0.0011	
0	Normal Voltage	0.0085	
-10	Normal Voltage	0.0090	
-20	Normal Voltage	0.0106	
-30	Normal Voltage	0.0074	
20	Maximum Voltage	0.0027	
20	Normal Voltage	0.0000	
20	Battery End Point	0.0011	



Test Conditions	Middle Channel	WCDMA Band IV (RMC 12.2Kbps)	Limit Note 2.
Temperature (°C)	Voltage (Volt)	Deviation (ppm)	Result
50	Normal Voltage	0.0115	PASS
40	Normal Voltage	0.0133	
30	Normal Voltage	0.0127	
20(Ref.)	Normal Voltage	0.0000	
10	Normal Voltage	0.0115	
0	Normal Voltage	0.0162	
-10	Normal Voltage	0.0185	
-20	Normal Voltage	0.0167	
-30	Normal Voltage	0.0156	
20	Maximum Voltage	0.0012	
20	Normal Voltage	0.0000	
20	Battery End Point	0.0006	

Note:

1. Normal Voltage = 3.8V. ; Battery End Point (BEP) = 3.5 V. ; Maximum Voltage =4.4 V
2. The frequency fundamental emissions stay within the authorized frequency block.



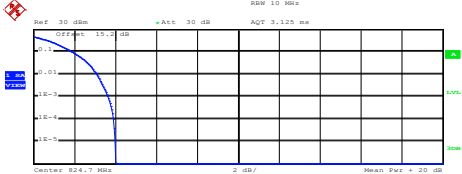
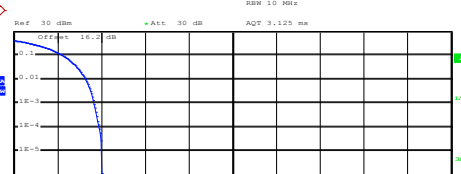
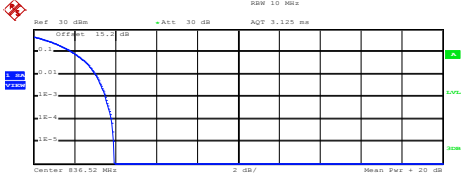
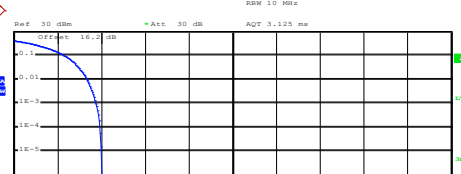
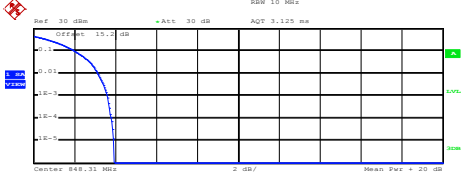
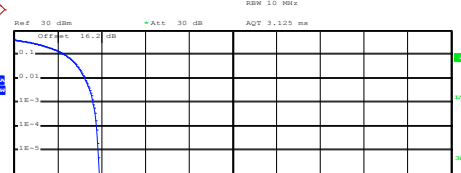
A4. CDMA

Peak-to-Average Ratio

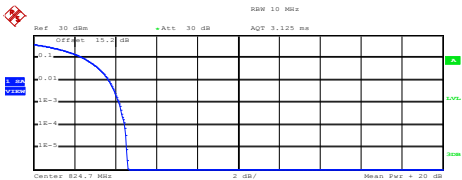
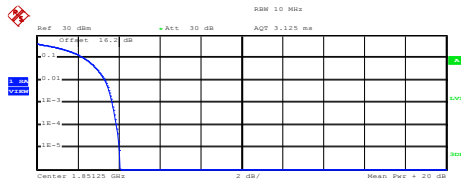

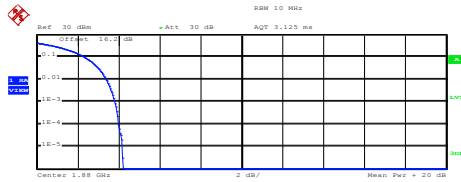
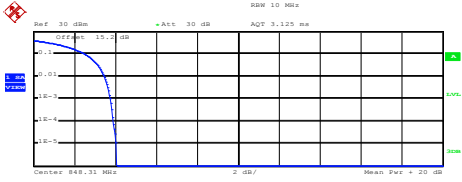
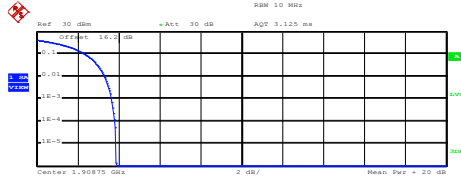
Mode	CDMA BC0	CDMA BC1	Limit: 13dB
Mod.	1xRTT	1xRTT	Result
Lowest CH	3.64	3.68	PASS
Middle CH	3.52	3.76	
Highest CH	3.64	3.64	

Mode	CDMA BC0	CDMA BC1	Limit: 13dB
Mod.	1xEV-DO Rev. 0	1xEV-DO Rev. 0	Result
Lowest CH	4.20	3.68	PASS
Middle CH	3.96	3.84	
Highest CH	3.76	3.64	



CDMA BC0 (1xRTT)	CDMA BC1 (1xRTT)																
Lowest Channel	Lowest Channel																
 <p>Ref: 30 dBm, Offset: 15.2 dB, Att: 30 dB, AQT: 3.125 ms, RBW: 10 MHz, Center: 824.7 MHz, Mean Pwr: +20 dB</p> <p>Complementary Cumulative Distribution Function (100000 samples) Trace 1 Mean: 22.93 dBm Peak: 26.94 dBm Crest: 4.01 dB</p> <table border="1"> <tr><td>10 %</td><td>1.92 dB</td></tr> <tr><td>1 %</td><td>3.08 dB</td></tr> <tr><td>.1 %</td><td>3.64 dB</td></tr> <tr><td>.01 %</td><td>3.92 dB</td></tr> </table> <p>Date: 28.DEC.2017 14:18:38</p>	10 %	1.92 dB	1 %	3.08 dB	.1 %	3.64 dB	.01 %	3.92 dB	 <p>Ref: 30 dBm, Offset: 16.2 dB, Att: 30 dB, AQT: 3.125 ms, RBW: 10 MHz, Center: 1.85125 GHz, Mean Pwr: +20 dB</p> <p>Complementary Cumulative Distribution Function (100000 samples) Trace 1 Mean: 22.90 dBm Peak: 26.93 dBm Crest: 4.03 dB</p> <table border="1"> <tr><td>10 %</td><td>2.24 dB</td></tr> <tr><td>1 %</td><td>3.28 dB</td></tr> <tr><td>.1 %</td><td>3.68 dB</td></tr> <tr><td>.01 %</td><td>3.92 dB</td></tr> </table> <p>Date: 29.DEC.2017 10:20:45</p>	10 %	2.24 dB	1 %	3.28 dB	.1 %	3.68 dB	.01 %	3.92 dB
10 %	1.92 dB																
1 %	3.08 dB																
.1 %	3.64 dB																
.01 %	3.92 dB																
10 %	2.24 dB																
1 %	3.28 dB																
.1 %	3.68 dB																
.01 %	3.92 dB																
Middle Channel	Middle Channel																
 <p>Ref: 30 dBm, Offset: 15.2 dB, Att: 30 dB, AQT: 3.125 ms, RBW: 10 MHz, Center: 816.52 MHz, Mean Pwr: +20 dB</p> <p>Complementary Cumulative Distribution Function (100000 samples) Trace 1 Mean: 22.79 dBm Peak: 26.72 dBm Crest: 3.94 dB</p> <table border="1"> <tr><td>10 %</td><td>1.92 dB</td></tr> <tr><td>1 %</td><td>3.04 dB</td></tr> <tr><td>.1 %</td><td>3.52 dB</td></tr> <tr><td>.01 %</td><td>3.80 dB</td></tr> </table> <p>Date: 28.DEC.2017 14:18:53</p>	10 %	1.92 dB	1 %	3.04 dB	.1 %	3.52 dB	.01 %	3.80 dB	 <p>Ref: 30 dBm, Offset: 16.2 dB, Att: 30 dB, AQT: 3.125 ms, RBW: 10 MHz, Center: 1.88 GHz, Mean Pwr: +20 dB</p> <p>Complementary Cumulative Distribution Function (100000 samples) Trace 1 Mean: 22.97 dBm Peak: 27.00 dBm Crest: 4.03 dB</p> <table border="1"> <tr><td>10 %</td><td>2.32 dB</td></tr> <tr><td>1 %</td><td>3.36 dB</td></tr> <tr><td>.1 %</td><td>3.76 dB</td></tr> <tr><td>.01 %</td><td>3.96 dB</td></tr> </table> <p>Date: 29.DEC.2017 10:21:01</p>	10 %	2.32 dB	1 %	3.36 dB	.1 %	3.76 dB	.01 %	3.96 dB
10 %	1.92 dB																
1 %	3.04 dB																
.1 %	3.52 dB																
.01 %	3.80 dB																
10 %	2.32 dB																
1 %	3.36 dB																
.1 %	3.76 dB																
.01 %	3.96 dB																
Highest Channel	Highest Channel																
 <p>Ref: 30 dBm, Offset: 15.2 dB, Att: 30 dB, AQT: 3.125 ms, RBW: 10 MHz, Center: 848.35 MHz, Mean Pwr: +20 dB</p> <p>Complementary Cumulative Distribution Function (100000 samples) Trace 1 Mean: 22.84 dBm Peak: 26.79 dBm Crest: 3.96 dB</p> <table border="1"> <tr><td>10 %</td><td>2.04 dB</td></tr> <tr><td>1 %</td><td>3.16 dB</td></tr> <tr><td>.1 %</td><td>3.64 dB</td></tr> <tr><td>.01 %</td><td>3.80 dB</td></tr> </table> <p>Date: 28.DEC.2017 14:19:08</p>	10 %	2.04 dB	1 %	3.16 dB	.1 %	3.64 dB	.01 %	3.80 dB	 <p>Ref: 30 dBm, Offset: 16.2 dB, Att: 30 dB, AQT: 3.125 ms, RBW: 10 MHz, Center: 1.90875 GHz, Mean Pwr: +20 dB</p> <p>Complementary Cumulative Distribution Function (100000 samples) Trace 1 Mean: 22.88 dBm Peak: 26.79 dBm Crest: 3.91 dB</p> <table border="1"> <tr><td>10 %</td><td>2.36 dB</td></tr> <tr><td>1 %</td><td>3.24 dB</td></tr> <tr><td>.1 %</td><td>3.64 dB</td></tr> <tr><td>.01 %</td><td>3.80 dB</td></tr> </table> <p>Date: 29.DEC.2017 10:21:13</p>	10 %	2.36 dB	1 %	3.24 dB	.1 %	3.64 dB	.01 %	3.80 dB
10 %	2.04 dB																
1 %	3.16 dB																
.1 %	3.64 dB																
.01 %	3.80 dB																
10 %	2.36 dB																
1 %	3.24 dB																
.1 %	3.64 dB																
.01 %	3.80 dB																



CDMA BC0 (1xEV-DO Rev. 0)	CDMA BC1 (1xEV-DO Rev. 0)																
<p align="center">Lowest Channel</p>  <p>Center: 824.7 MHz 2 dB/ Mean Pwr = 20 dB</p> <p>Complementary Cumulative Distribution Function (100000 samples) Trace 1 Mean 22.96 dBm Peak 27.57 dBm Crest 4.61 dB</p> <table border="1"> <tr><td>10 %</td><td>2.44 dB</td></tr> <tr><td>1 %</td><td>3.68 dB</td></tr> <tr><td>.1 %</td><td>4.20 dB</td></tr> <tr><td>.01 %</td><td>4.48 dB</td></tr> </table> <p>Date: 28.DEC.2017 15:37:11</p>	10 %	2.44 dB	1 %	3.68 dB	.1 %	4.20 dB	.01 %	4.48 dB	<p align="center">Lowest Channel</p>  <p>Center: 1.85125 GHz 2 dB/ Mean Pwr = 20 dB</p> <p>Complementary Cumulative Distribution Function (100000 samples) Trace 1 Mean 22.94 dBm Peak 27.00 dBm Crest 4.06 dB</p> <table border="1"> <tr><td>10 %</td><td>2.32 dB</td></tr> <tr><td>1 %</td><td>3.32 dB</td></tr> <tr><td>.1 %</td><td>3.68 dB</td></tr> <tr><td>.01 %</td><td>3.88 dB</td></tr> </table> <p>Date: 29.DEC.2017 10:13:07</p>	10 %	2.32 dB	1 %	3.32 dB	.1 %	3.68 dB	.01 %	3.88 dB
10 %	2.44 dB																
1 %	3.68 dB																
.1 %	4.20 dB																
.01 %	4.48 dB																
10 %	2.32 dB																
1 %	3.32 dB																
.1 %	3.68 dB																
.01 %	3.88 dB																
<p align="center">Middle Channel</p>  <p>Center: 816.52 MHz 2 dB/ Mean Pwr = 20 dB</p> <p>Complementary Cumulative Distribution Function (100000 samples) Trace 1 Mean 22.92 dBm Peak 27.15 dBm Crest 4.22 dB</p> <table border="1"> <tr><td>10 %</td><td>2.48 dB</td></tr> <tr><td>1 %</td><td>3.56 dB</td></tr> <tr><td>.1 %</td><td>3.96 dB</td></tr> <tr><td>.01 %</td><td>4.12 dB</td></tr> </table> <p>Date: 28.DEC.2017 15:37:26</p>	10 %	2.48 dB	1 %	3.56 dB	.1 %	3.96 dB	.01 %	4.12 dB	<p align="center">Middle Channel</p>  <p>Center: 1.88 GHz 2 dB/ Mean Pwr = 20 dB</p> <p>Complementary Cumulative Distribution Function (100000 samples) Trace 1 Mean 23.02 dBm Peak 27.21 dBm Crest 4.20 dB</p> <table border="1"> <tr><td>10 %</td><td>2.36 dB</td></tr> <tr><td>1 %</td><td>3.40 dB</td></tr> <tr><td>.1 %</td><td>3.84 dB</td></tr> <tr><td>.01 %</td><td>4.00 dB</td></tr> </table> <p>Date: 29.DEC.2017 10:13:28</p>	10 %	2.36 dB	1 %	3.40 dB	.1 %	3.84 dB	.01 %	4.00 dB
10 %	2.48 dB																
1 %	3.56 dB																
.1 %	3.96 dB																
.01 %	4.12 dB																
10 %	2.36 dB																
1 %	3.40 dB																
.1 %	3.84 dB																
.01 %	4.00 dB																
<p align="center">Highest Channel</p>  <p>Center: 848.35 MHz 2 dB/ Mean Pwr = 20 dB</p> <p>Complementary Cumulative Distribution Function (100000 samples) Trace 1 Mean 23.16 dBm Peak 27.22 dBm Crest 4.06 dB</p> <table border="1"> <tr><td>10 %</td><td>2.56 dB</td></tr> <tr><td>1 %</td><td>3.48 dB</td></tr> <tr><td>.1 %</td><td>3.76 dB</td></tr> <tr><td>.01 %</td><td>3.92 dB</td></tr> </table> <p>Date: 28.DEC.2017 15:37:38</p>	10 %	2.56 dB	1 %	3.48 dB	.1 %	3.76 dB	.01 %	3.92 dB	<p align="center">Highest Channel</p>  <p>Center: 1.92875 GHz 2 dB/ Mean Pwr = 20 dB</p> <p>Complementary Cumulative Distribution Function (100000 samples) Trace 1 Mean 22.92 dBm Peak 26.79 dBm Crest 3.87 dB</p> <table border="1"> <tr><td>10 %</td><td>2.36 dB</td></tr> <tr><td>1 %</td><td>3.32 dB</td></tr> <tr><td>.1 %</td><td>3.64 dB</td></tr> <tr><td>.01 %</td><td>3.80 dB</td></tr> </table> <p>Date: 29.DEC.2017 10:13:44</p>	10 %	2.36 dB	1 %	3.32 dB	.1 %	3.64 dB	.01 %	3.80 dB
10 %	2.56 dB																
1 %	3.48 dB																
.1 %	3.76 dB																
.01 %	3.92 dB																
10 %	2.36 dB																
1 %	3.32 dB																
.1 %	3.64 dB																
.01 %	3.80 dB																



26dB Bandwidth

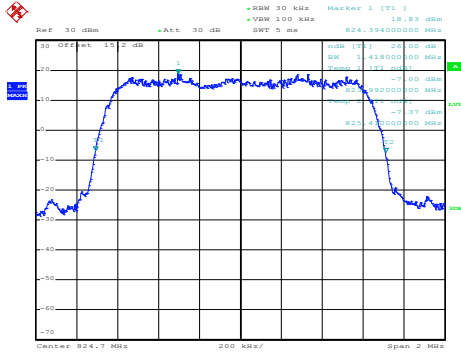
Mode	CDMA BC0	CDMA BC1
Mod.	1xRTT	1xRTT
Lowest CH	1.42	1.43
Middle CH	1.42	1.43
Highest CH	1.42	1.43

Mode	CDMA BC0	CDMA BC1
Mod.	1xEV-DO Rev. 0	1xEV-DO Rev. 0
Lowest CH	1.43	1.44
Middle CH	1.43	1.43
Highest CH	1.43	1.43



CDMA BC0 (1xRTT)

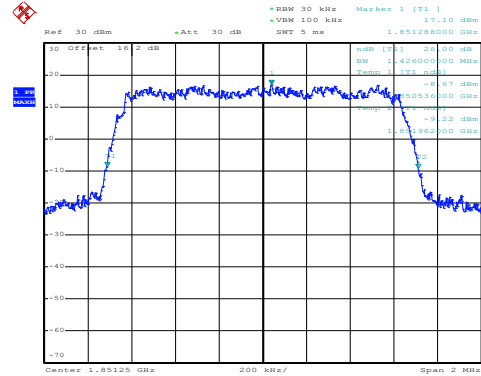
Lowest Channel



Date: 28.DEC.2017 11:15:39

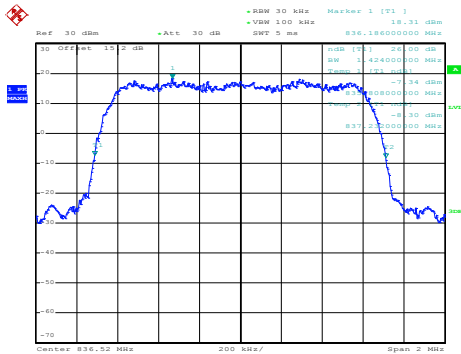
CDMA BC1 (1xRTT)

Lowest Channel



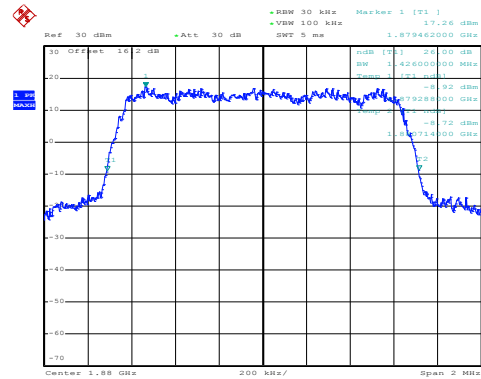
Date: 28.DEC.2017 17:02:50

Middle Channel



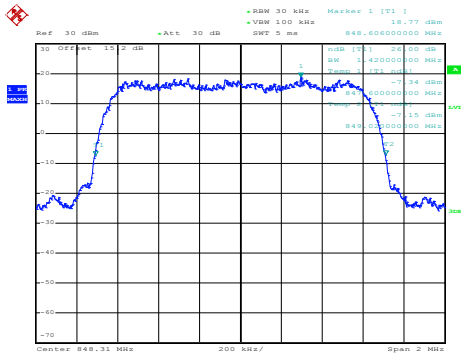
Date: 28.DEC.2017 11:16:14

Middle Channel



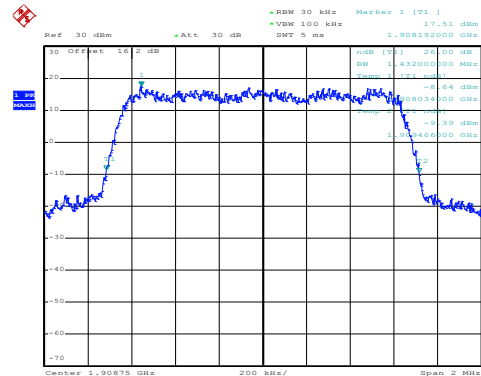
Date: 28.DEC.2017 17:03:23

Highest Channel



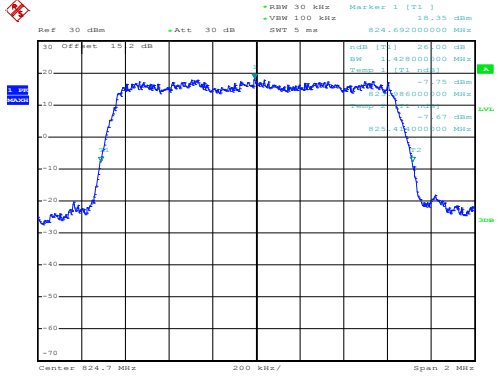
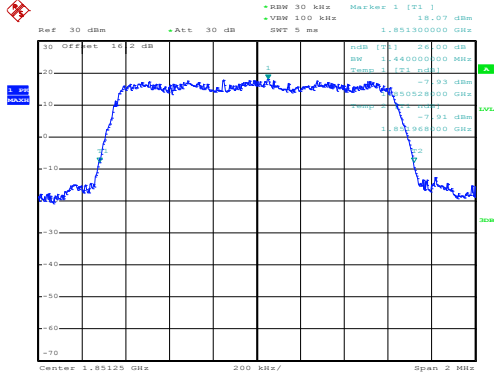
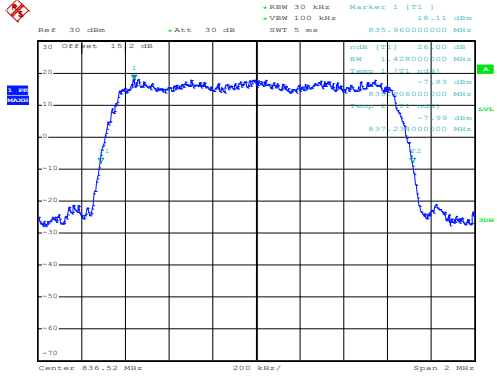
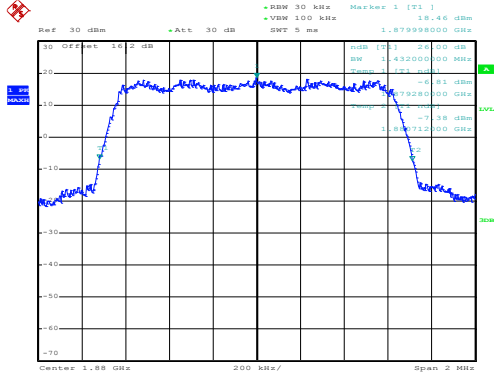
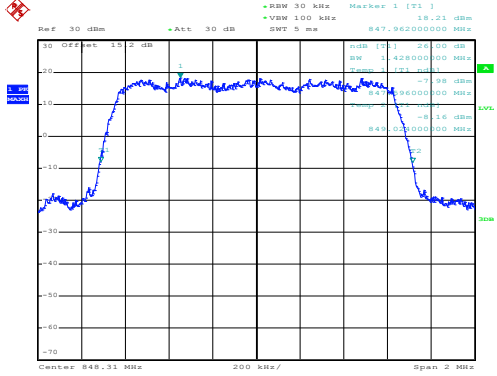
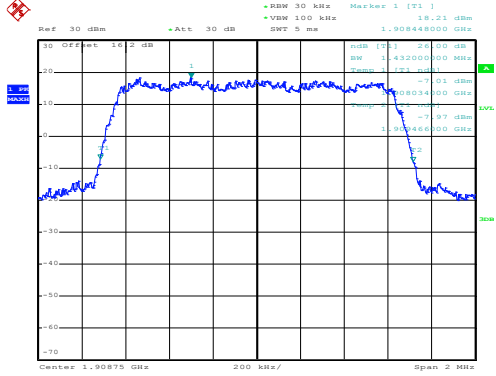
Date: 28.DEC.2017 11:16:48

Highest Channel



Date: 28.DEC.2017 17:04:00



CDMA BC0 (1xEV-DO Rev. 0)	CDMA BC1 (1xEV-DO Rev. 0)
<p align="center">Lowest Channel</p>  <p>Date: 28.DEC.2017 15:24:51</p>	<p align="center">Lowest Channel</p>  <p>Date: 29.DEC.2017 10:00:05</p>
<p align="center">Middle Channel</p>  <p>Date: 28.DEC.2017 15:25:23</p>	<p align="center">Middle Channel</p>  <p>Date: 29.DEC.2017 10:00:37</p>
<p align="center">Highest Channel</p>  <p>Date: 28.DEC.2017 15:25:58</p>	<p align="center">Highest Channel</p>  <p>Date: 29.DEC.2017 10:02:24</p>



Occupied Bandwidth

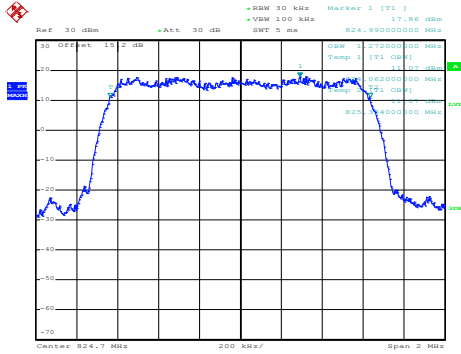
Mode	CDMA BC0	CDMA BC1
Mod.	1xRTT	1xRTT
Lowest CH	1.27	1.28
Middle CH	1.27	1.28
Highest CH	1.27	1.28

Mode	CDMA BC0	CDMA BC1
Mod.	1xEV-DO Rev. 0	1xEV-DO Rev. 0
Lowest CH	1.27	1.28
Middle CH	1.27	1.28
Highest CH	1.28	1.28



CDMA BC0 (1xRTT)

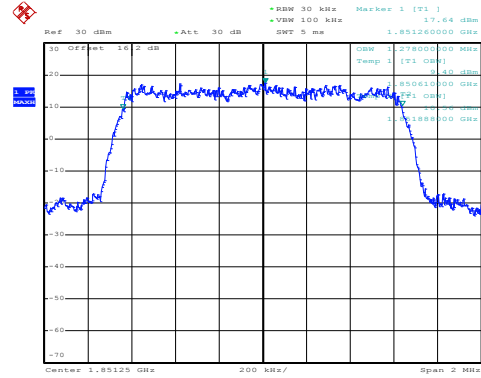
Lowest Channel



Date: 28.DEC.2017 11:18:04

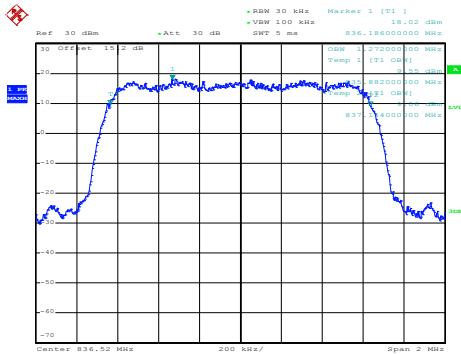
CDMA BC1 (1xRTT)

Lowest Channel



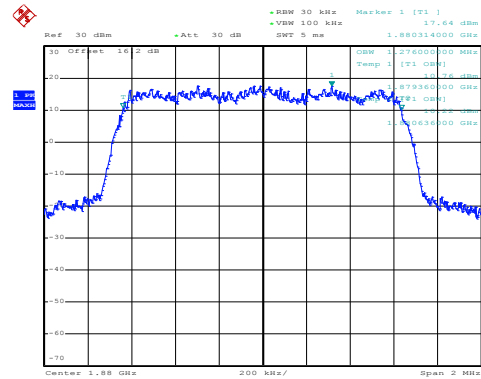
Date: 28.DEC.2017 17:05:08

Middle Channel



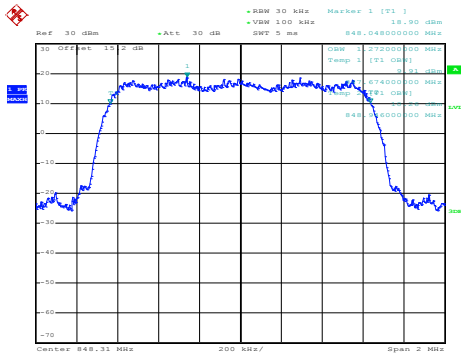
Date: 28.DEC.2017 11:18:38

Middle Channel



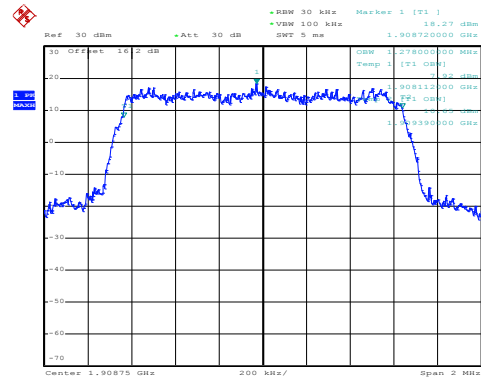
Date: 28.DEC.2017 17:05:40

Highest Channel

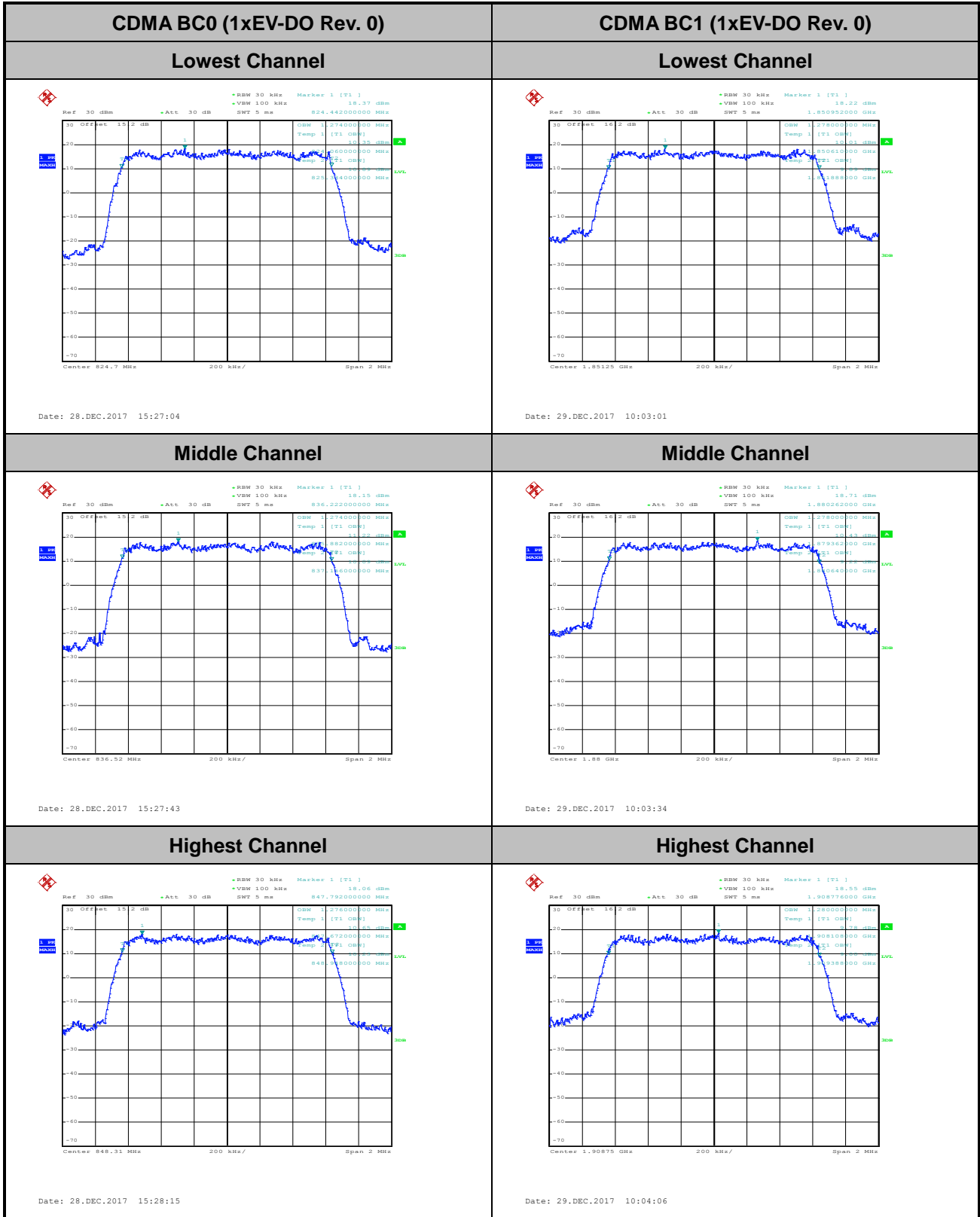


Date: 28.DEC.2017 11:19:12

Highest Channel



Date: 28.DEC.2017 17:06:13

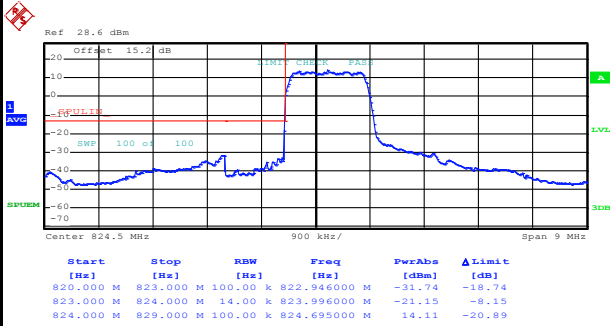




Conducted Band Edge

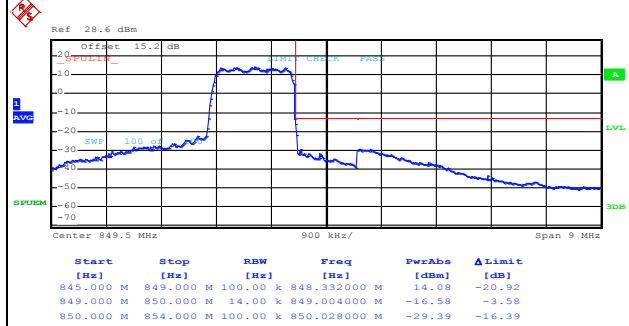
CDMA BC0 (1xRTT)

Lowest Band Edge



Date: 28.DEC.2017 15:08:38

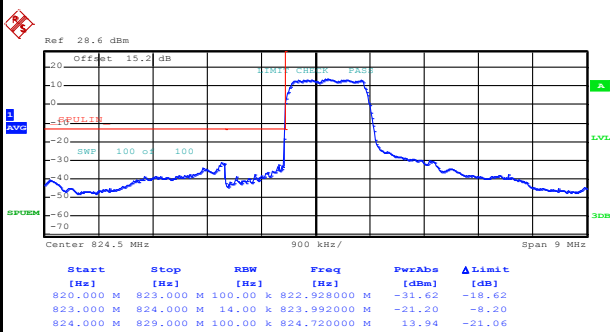
Highest Band Edge



Date: 28.DEC.2017 15:12:40

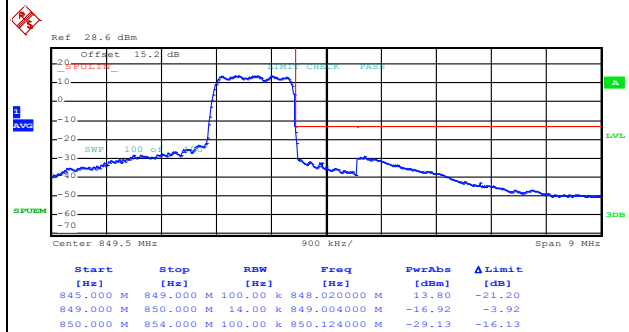
CDMA BC0 (1xEV-DO Rev. 0)

Lowest Band Edge



Date: 28.DEC.2017 15:31:02

Highest Band Edge



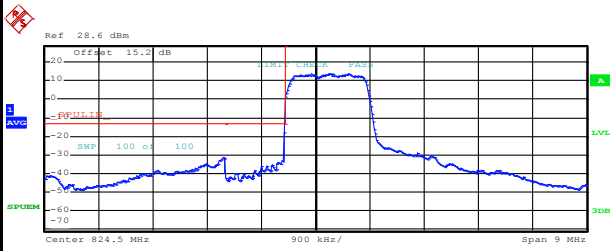
Date: 28.DEC.2017 15:33:49



CDMA BC0 (1xEV-DO Rev. A)

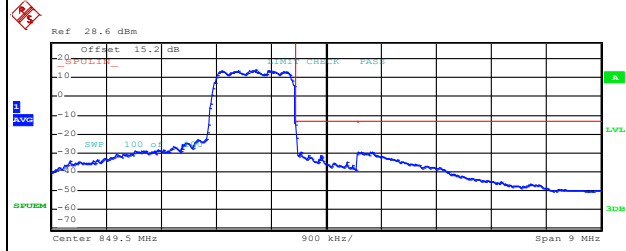
Lowest Band Edge

Highest Band Edge



Start [Hz]	Stop [Hz]	RBW [Hz]	Freq [Hz]	PwrAbs [dBm]	ΔLimit [dB]
820.000 M	823.000 M	100.00 k	822.976000 M	-31.53	-18.53
823.000 M	824.000 M	14.00 k	823.996000 M	-20.76	-7.76
824.000 M	829.000 M	100.00 k	824.720000 M	13.79	-21.21

Date: 28.DEC.2017 15:40:47



Start [Hz]	Stop [Hz]	RBW [Hz]	Freq [Hz]	PwrAbs [dBm]	ΔLimit [dB]
845.000 M	849.000 M	100.00 k	848.340000 M	14.12	-20.88
849.000 M	850.000 M	14.00 k	849.004000 M	-15.48	-2.48
850.000 M	854.000 M	100.00 k	850.068000 M	-29.55	-16.55

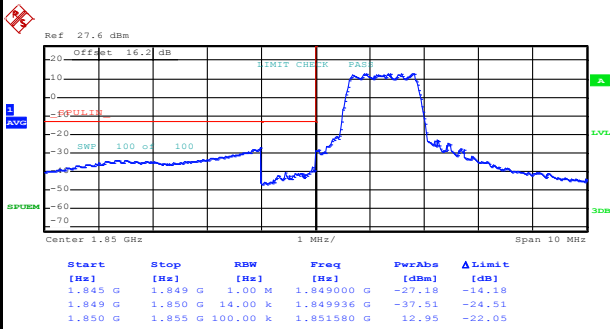
Date: 28.DEC.2017 15:43:36



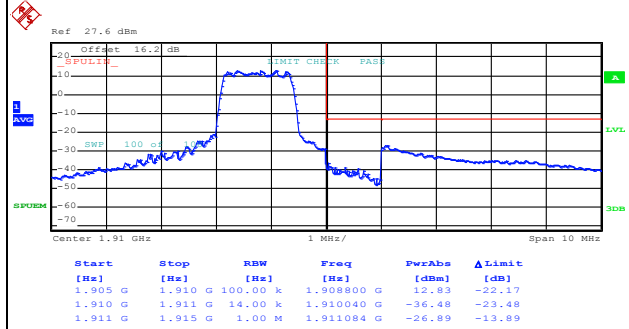
CDMA BC1 (1xRTT)

Lowest Band Edge

Highest Band Edge



Date: 29.DEC.2017 09:32:53

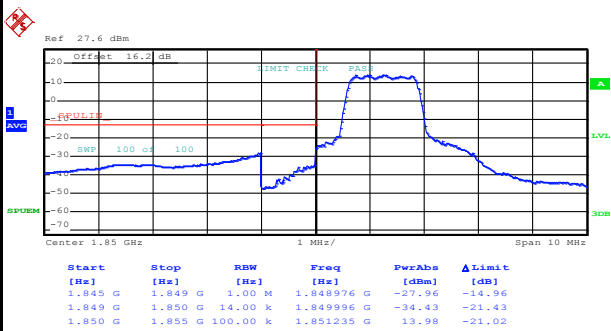


Date: 29.DEC.2017 09:29:57

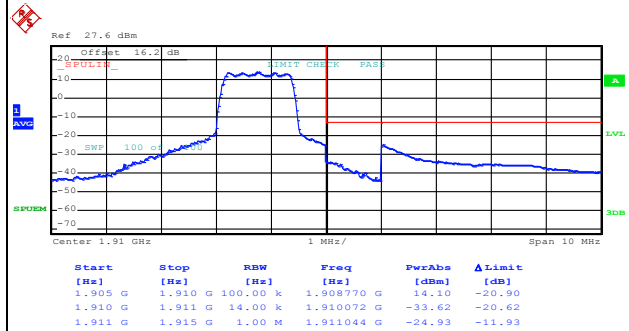
CDMA BC1 (1xEV-DO Rev. 0)

Lowest Band Edge

Highest Band Edge



Date: 29.DEC.2017 10:06:55



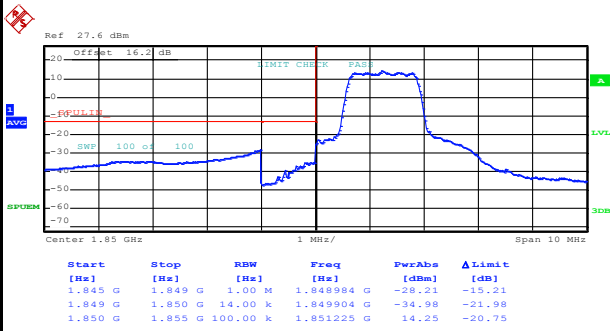
Date: 29.DEC.2017 10:09:42



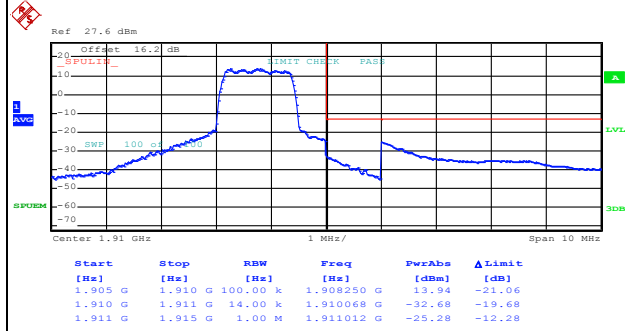
CDMA BC1 (1xEV-DO Rev. A)

Lowest Band Edge

Highest Band Edge



Date: 29.DEC.2017 10:16:58



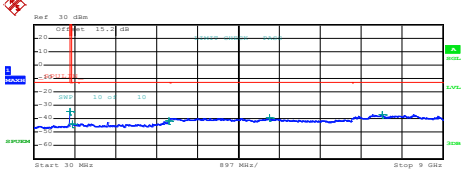
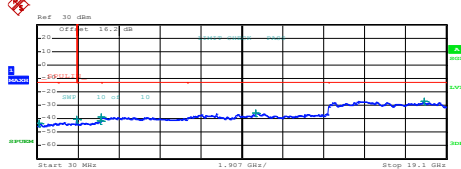
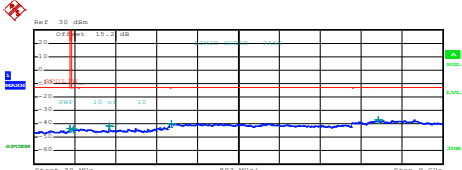
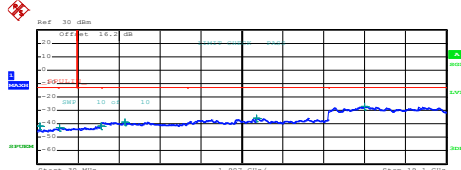
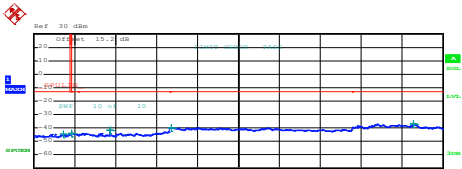
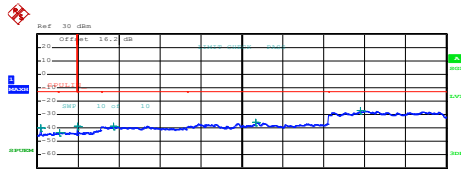
Date: 29.DEC.2017 10:20:15



Conducted Spurious Emission

CDMA BC0 (1xRTT)	CDMA BC1 (1xRTT)																																																																														
Lowest Channel	Lowest Channel																																																																														
<table border="1"> <thead> <tr> <th>Start [Hz]</th> <th>Stop [Hz]</th> <th>RW [Hz]</th> <th>Freq [Hz]</th> <th>PwrAbs [dBm]</th> <th>ΔLimit [dB]</th> </tr> </thead> <tbody> <tr> <td>30,000 M</td> <td>820,000 M</td> <td>1,000 M</td> <td>817,802500 M</td> <td>-39.04</td> <td>-22.04</td> </tr> <tr> <td>855,000 M</td> <td>1,000 G</td> <td>1,000 M</td> <td>981,150000 M</td> <td>-44.28</td> <td>-31.28</td> </tr> <tr> <td>1,000 G</td> <td>3,000 G</td> <td>1,000 M</td> <td>1,650000 G</td> <td>-42.09</td> <td>-29.09</td> </tr> <tr> <td>3,000 G</td> <td>7,000 G</td> <td>1,000 M</td> <td>3,642000 G</td> <td>-39.45</td> <td>-26.45</td> </tr> <tr> <td>7,000 G</td> <td>9,000 G</td> <td>1,000 M</td> <td>8,393000 G</td> <td>-36.76</td> <td>-23.76</td> </tr> </tbody> </table> <p>Date: 28.DEC.2017 14:15:37</p>	Start [Hz]	Stop [Hz]	RW [Hz]	Freq [Hz]	PwrAbs [dBm]	ΔLimit [dB]	30,000 M	820,000 M	1,000 M	817,802500 M	-39.04	-22.04	855,000 M	1,000 G	1,000 M	981,150000 M	-44.28	-31.28	1,000 G	3,000 G	1,000 M	1,650000 G	-42.09	-29.09	3,000 G	7,000 G	1,000 M	3,642000 G	-39.45	-26.45	7,000 G	9,000 G	1,000 M	8,393000 G	-36.76	-23.76	<table border="1"> <thead> <tr> <th>Start [Hz]</th> <th>Stop [Hz]</th> <th>RW [Hz]</th> <th>Freq [Hz]</th> <th>PwrAbs [dBm]</th> <th>ΔLimit [dB]</th> </tr> </thead> <tbody> <tr> <td>30,000 M</td> <td>1,000 G</td> <td>1,000 M</td> <td>925,552500 M</td> <td>-43.62</td> <td>-30.62</td> </tr> <tr> <td>1,000 G</td> <td>3,845 G</td> <td>1,000 M</td> <td>1,379985 G</td> <td>-42.35</td> <td>-29.35</td> </tr> <tr> <td>1,915 G</td> <td>3,000 G</td> <td>1,000 M</td> <td>2,998844 G</td> <td>-40.78</td> <td>-27.78</td> </tr> <tr> <td>3,000 G</td> <td>7,000 G</td> <td>1,000 M</td> <td>5,122000 G</td> <td>-38.62</td> <td>-25.62</td> </tr> <tr> <td>7,000 G</td> <td>13,600 G</td> <td>1,000 M</td> <td>10,210075 G</td> <td>-35.61</td> <td>-22.61</td> </tr> <tr> <td>13,600 G</td> <td>19,100 G</td> <td>1,000 M</td> <td>15,448688 G</td> <td>-26.81</td> <td>-13.81</td> </tr> </tbody> </table> <p>Date: 28.DEC.2017 17:14:21</p>	Start [Hz]	Stop [Hz]	RW [Hz]	Freq [Hz]	PwrAbs [dBm]	ΔLimit [dB]	30,000 M	1,000 G	1,000 M	925,552500 M	-43.62	-30.62	1,000 G	3,845 G	1,000 M	1,379985 G	-42.35	-29.35	1,915 G	3,000 G	1,000 M	2,998844 G	-40.78	-27.78	3,000 G	7,000 G	1,000 M	5,122000 G	-38.62	-25.62	7,000 G	13,600 G	1,000 M	10,210075 G	-35.61	-22.61	13,600 G	19,100 G	1,000 M	15,448688 G	-26.81	-13.81
Start [Hz]	Stop [Hz]	RW [Hz]	Freq [Hz]	PwrAbs [dBm]	ΔLimit [dB]																																																																										
30,000 M	820,000 M	1,000 M	817,802500 M	-39.04	-22.04																																																																										
855,000 M	1,000 G	1,000 M	981,150000 M	-44.28	-31.28																																																																										
1,000 G	3,000 G	1,000 M	1,650000 G	-42.09	-29.09																																																																										
3,000 G	7,000 G	1,000 M	3,642000 G	-39.45	-26.45																																																																										
7,000 G	9,000 G	1,000 M	8,393000 G	-36.76	-23.76																																																																										
Start [Hz]	Stop [Hz]	RW [Hz]	Freq [Hz]	PwrAbs [dBm]	ΔLimit [dB]																																																																										
30,000 M	1,000 G	1,000 M	925,552500 M	-43.62	-30.62																																																																										
1,000 G	3,845 G	1,000 M	1,379985 G	-42.35	-29.35																																																																										
1,915 G	3,000 G	1,000 M	2,998844 G	-40.78	-27.78																																																																										
3,000 G	7,000 G	1,000 M	5,122000 G	-38.62	-25.62																																																																										
7,000 G	13,600 G	1,000 M	10,210075 G	-35.61	-22.61																																																																										
13,600 G	19,100 G	1,000 M	15,448688 G	-26.81	-13.81																																																																										
Middle Channel	Middle Channel																																																																														
<table border="1"> <thead> <tr> <th>Start [Hz]</th> <th>Stop [Hz]</th> <th>RW [Hz]</th> <th>Freq [Hz]</th> <th>PwrAbs [dBm]</th> <th>ΔLimit [dB]</th> </tr> </thead> <tbody> <tr> <td>30,000 M</td> <td>820,000 M</td> <td>1,000 M</td> <td>817,630000 M</td> <td>-41.64</td> <td>-29.64</td> </tr> <tr> <td>855,000 M</td> <td>1,000 G</td> <td>1,000 M</td> <td>862,612001 M</td> <td>-43.99</td> <td>-30.99</td> </tr> <tr> <td>1,000 G</td> <td>3,000 G</td> <td>1,000 M</td> <td>2,995500 G</td> <td>-42.42</td> <td>-29.42</td> </tr> <tr> <td>3,000 G</td> <td>7,000 G</td> <td>1,000 M</td> <td>3,679000 G</td> <td>-39.58</td> <td>-26.58</td> </tr> <tr> <td>7,000 G</td> <td>9,000 G</td> <td>1,000 M</td> <td>7,345000 G</td> <td>-36.75</td> <td>-23.75</td> </tr> </tbody> </table> <p>Date: 28.DEC.2017 14:16:29</p>	Start [Hz]	Stop [Hz]	RW [Hz]	Freq [Hz]	PwrAbs [dBm]	ΔLimit [dB]	30,000 M	820,000 M	1,000 M	817,630000 M	-41.64	-29.64	855,000 M	1,000 G	1,000 M	862,612001 M	-43.99	-30.99	1,000 G	3,000 G	1,000 M	2,995500 G	-42.42	-29.42	3,000 G	7,000 G	1,000 M	3,679000 G	-39.58	-26.58	7,000 G	9,000 G	1,000 M	7,345000 G	-36.75	-23.75	<table border="1"> <thead> <tr> <th>Start [Hz]</th> <th>Stop [Hz]</th> <th>RW [Hz]</th> <th>Freq [Hz]</th> <th>PwrAbs [dBm]</th> <th>ΔLimit [dB]</th> </tr> </thead> <tbody> <tr> <td>30,000 M</td> <td>1,000 G</td> <td>1,000 M</td> <td>142,035000 M</td> <td>-41.04</td> <td>-28.04</td> </tr> <tr> <td>1,000 G</td> <td>3,845 G</td> <td>1,000 M</td> <td>3,007623 G</td> <td>-42.32</td> <td>-29.32</td> </tr> <tr> <td>1,915 G</td> <td>3,000 G</td> <td>1,000 M</td> <td>2,994846 G</td> <td>-41.39</td> <td>-28.39</td> </tr> <tr> <td>3,000 G</td> <td>7,000 G</td> <td>1,000 M</td> <td>4,084000 G</td> <td>-38.62</td> <td>-25.62</td> </tr> <tr> <td>7,000 G</td> <td>13,600 G</td> <td>1,000 M</td> <td>10,223375 G</td> <td>-35.62</td> <td>-22.62</td> </tr> <tr> <td>13,600 G</td> <td>19,100 G</td> <td>1,000 M</td> <td>15,104938 G</td> <td>-27.13</td> <td>-14.13</td> </tr> </tbody> </table> <p>Date: 28.DEC.2017 17:15:12</p>	Start [Hz]	Stop [Hz]	RW [Hz]	Freq [Hz]	PwrAbs [dBm]	ΔLimit [dB]	30,000 M	1,000 G	1,000 M	142,035000 M	-41.04	-28.04	1,000 G	3,845 G	1,000 M	3,007623 G	-42.32	-29.32	1,915 G	3,000 G	1,000 M	2,994846 G	-41.39	-28.39	3,000 G	7,000 G	1,000 M	4,084000 G	-38.62	-25.62	7,000 G	13,600 G	1,000 M	10,223375 G	-35.62	-22.62	13,600 G	19,100 G	1,000 M	15,104938 G	-27.13	-14.13
Start [Hz]	Stop [Hz]	RW [Hz]	Freq [Hz]	PwrAbs [dBm]	ΔLimit [dB]																																																																										
30,000 M	820,000 M	1,000 M	817,630000 M	-41.64	-29.64																																																																										
855,000 M	1,000 G	1,000 M	862,612001 M	-43.99	-30.99																																																																										
1,000 G	3,000 G	1,000 M	2,995500 G	-42.42	-29.42																																																																										
3,000 G	7,000 G	1,000 M	3,679000 G	-39.58	-26.58																																																																										
7,000 G	9,000 G	1,000 M	7,345000 G	-36.75	-23.75																																																																										
Start [Hz]	Stop [Hz]	RW [Hz]	Freq [Hz]	PwrAbs [dBm]	ΔLimit [dB]																																																																										
30,000 M	1,000 G	1,000 M	142,035000 M	-41.04	-28.04																																																																										
1,000 G	3,845 G	1,000 M	3,007623 G	-42.32	-29.32																																																																										
1,915 G	3,000 G	1,000 M	2,994846 G	-41.39	-28.39																																																																										
3,000 G	7,000 G	1,000 M	4,084000 G	-38.62	-25.62																																																																										
7,000 G	13,600 G	1,000 M	10,223375 G	-35.62	-22.62																																																																										
13,600 G	19,100 G	1,000 M	15,104938 G	-27.13	-14.13																																																																										
Highest Channel	Highest Channel																																																																														
<table border="1"> <thead> <tr> <th>Start [Hz]</th> <th>Stop [Hz]</th> <th>RW [Hz]</th> <th>Freq [Hz]</th> <th>PwrAbs [dBm]</th> <th>ΔLimit [dB]</th> </tr> </thead> <tbody> <tr> <td>30,000 M</td> <td>820,000 M</td> <td>1,000 M</td> <td>792,770000 M</td> <td>-45.00</td> <td>-32.00</td> </tr> <tr> <td>855,000 M</td> <td>1,000 G</td> <td>1,000 M</td> <td>862,612501 M</td> <td>-44.03</td> <td>-31.03</td> </tr> <tr> <td>1,000 G</td> <td>3,000 G</td> <td>1,000 M</td> <td>2,996600 G</td> <td>-40.96</td> <td>-27.96</td> </tr> <tr> <td>3,000 G</td> <td>7,000 G</td> <td>1,000 M</td> <td>5,210000 G</td> <td>-39.41</td> <td>-26.41</td> </tr> <tr> <td>7,000 G</td> <td>9,000 G</td> <td>1,000 M</td> <td>8,371500 G</td> <td>-37.12</td> <td>-24.12</td> </tr> </tbody> </table> <p>Date: 28.DEC.2017 14:17:47</p>	Start [Hz]	Stop [Hz]	RW [Hz]	Freq [Hz]	PwrAbs [dBm]	ΔLimit [dB]	30,000 M	820,000 M	1,000 M	792,770000 M	-45.00	-32.00	855,000 M	1,000 G	1,000 M	862,612501 M	-44.03	-31.03	1,000 G	3,000 G	1,000 M	2,996600 G	-40.96	-27.96	3,000 G	7,000 G	1,000 M	5,210000 G	-39.41	-26.41	7,000 G	9,000 G	1,000 M	8,371500 G	-37.12	-24.12	<table border="1"> <thead> <tr> <th>Start [Hz]</th> <th>Stop [Hz]</th> <th>RW [Hz]</th> <th>Freq [Hz]</th> <th>PwrAbs [dBm]</th> <th>ΔLimit [dB]</th> </tr> </thead> <tbody> <tr> <td>30,000 M</td> <td>1,000 G</td> <td>1,000 M</td> <td>170,802500 M</td> <td>-45.76</td> <td>-32.76</td> </tr> <tr> <td>1,000 G</td> <td>3,845 G</td> <td>1,000 M</td> <td>3,056615 G</td> <td>-42.63</td> <td>-29.63</td> </tr> <tr> <td>1,915 G</td> <td>3,000 G</td> <td>1,000 M</td> <td>2,998935 G</td> <td>-41.69</td> <td>-28.69</td> </tr> <tr> <td>3,000 G</td> <td>7,000 G</td> <td>1,000 M</td> <td>4,088000 G</td> <td>-38.87</td> <td>-25.87</td> </tr> <tr> <td>7,000 G</td> <td>13,600 G</td> <td>1,000 M</td> <td>10,228225 G</td> <td>-35.26</td> <td>-22.26</td> </tr> <tr> <td>13,600 G</td> <td>19,100 G</td> <td>1,000 M</td> <td>15,298325 G</td> <td>-27.09</td> <td>-14.09</td> </tr> </tbody> </table> <p>Date: 28.DEC.2017 17:16:02</p>	Start [Hz]	Stop [Hz]	RW [Hz]	Freq [Hz]	PwrAbs [dBm]	ΔLimit [dB]	30,000 M	1,000 G	1,000 M	170,802500 M	-45.76	-32.76	1,000 G	3,845 G	1,000 M	3,056615 G	-42.63	-29.63	1,915 G	3,000 G	1,000 M	2,998935 G	-41.69	-28.69	3,000 G	7,000 G	1,000 M	4,088000 G	-38.87	-25.87	7,000 G	13,600 G	1,000 M	10,228225 G	-35.26	-22.26	13,600 G	19,100 G	1,000 M	15,298325 G	-27.09	-14.09
Start [Hz]	Stop [Hz]	RW [Hz]	Freq [Hz]	PwrAbs [dBm]	ΔLimit [dB]																																																																										
30,000 M	820,000 M	1,000 M	792,770000 M	-45.00	-32.00																																																																										
855,000 M	1,000 G	1,000 M	862,612501 M	-44.03	-31.03																																																																										
1,000 G	3,000 G	1,000 M	2,996600 G	-40.96	-27.96																																																																										
3,000 G	7,000 G	1,000 M	5,210000 G	-39.41	-26.41																																																																										
7,000 G	9,000 G	1,000 M	8,371500 G	-37.12	-24.12																																																																										
Start [Hz]	Stop [Hz]	RW [Hz]	Freq [Hz]	PwrAbs [dBm]	ΔLimit [dB]																																																																										
30,000 M	1,000 G	1,000 M	170,802500 M	-45.76	-32.76																																																																										
1,000 G	3,845 G	1,000 M	3,056615 G	-42.63	-29.63																																																																										
1,915 G	3,000 G	1,000 M	2,998935 G	-41.69	-28.69																																																																										
3,000 G	7,000 G	1,000 M	4,088000 G	-38.87	-25.87																																																																										
7,000 G	13,600 G	1,000 M	10,228225 G	-35.26	-22.26																																																																										
13,600 G	19,100 G	1,000 M	15,298325 G	-27.09	-14.09																																																																										



CDMA BC0 (1xEV-DO Rev. 0)	CDMA BC1 (1xEV-DO Rev. 0)																																																																														
Lowest Channel	Lowest Channel																																																																														
 <table border="1" data-bbox="239 571 638 660"> <thead> <tr> <th>Start [MHz]</th> <th>Stop [MHz]</th> <th>RBW [Hz]</th> <th>Freq [MHz]</th> <th>PwrAve [dBm]</th> <th>ΔLimit [dB]</th> </tr> </thead> <tbody> <tr> <td>30.000 M</td> <td>820.000 M</td> <td>1.00 M</td> <td>819.862500 M</td> <td>-34.68</td> <td>-21.68</td> </tr> <tr> <td>855.000 M</td> <td>1.000 G</td> <td>1.00 M</td> <td>880.556252 M</td> <td>-43.77</td> <td>-30.77</td> </tr> <tr> <td>1.000 G</td> <td>3.000 G</td> <td>1.00 M</td> <td>2.990000 G</td> <td>-42.60</td> <td>-28.60</td> </tr> <tr> <td>3.000 G</td> <td>7.000 G</td> <td>1.00 M</td> <td>5.190000 G</td> <td>-39.57</td> <td>-26.57</td> </tr> <tr> <td>7.000 G</td> <td>9.000 G</td> <td>1.00 M</td> <td>7.680000 G</td> <td>-36.89</td> <td>-23.89</td> </tr> </tbody> </table> <p>Date: 28.DEC.2017 15:35:13</p>	Start [MHz]	Stop [MHz]	RBW [Hz]	Freq [MHz]	PwrAve [dBm]	ΔLimit [dB]	30.000 M	820.000 M	1.00 M	819.862500 M	-34.68	-21.68	855.000 M	1.000 G	1.00 M	880.556252 M	-43.77	-30.77	1.000 G	3.000 G	1.00 M	2.990000 G	-42.60	-28.60	3.000 G	7.000 G	1.00 M	5.190000 G	-39.57	-26.57	7.000 G	9.000 G	1.00 M	7.680000 G	-36.89	-23.89	 <table border="1" data-bbox="885 571 1284 660"> <thead> <tr> <th>Start [MHz]</th> <th>Stop [MHz]</th> <th>RBW [Hz]</th> <th>Freq [MHz]</th> <th>PwrAve [dBm]</th> <th>ΔLimit [dB]</th> </tr> </thead> <tbody> <tr> <td>30.000 M</td> <td>3.000 G</td> <td>1.00 M</td> <td>122.652500 M</td> <td>-43.54</td> <td>-30.44</td> </tr> <tr> <td>1.000 G</td> <td>3.845 G</td> <td>1.00 M</td> <td>1.844789 G</td> <td>-40.47</td> <td>-27.47</td> </tr> <tr> <td>3.000 G</td> <td>3.000 G</td> <td>1.00 M</td> <td>2.993345 G</td> <td>-42.63</td> <td>-28.63</td> </tr> <tr> <td>3.000 G</td> <td>7.000 G</td> <td>1.00 M</td> <td>3.022000 G</td> <td>-38.62</td> <td>-25.62</td> </tr> <tr> <td>7.000 G</td> <td>13.600 G</td> <td>1.00 M</td> <td>10.216675 G</td> <td>-35.51</td> <td>-22.51</td> </tr> <tr> <td>13.600 G</td> <td>19.100 G</td> <td>1.00 M</td> <td>16.000000 G</td> <td>-26.97</td> <td>-13.97</td> </tr> </tbody> </table> <p>Date: 29.DEC.2017 10:10:37</p>	Start [MHz]	Stop [MHz]	RBW [Hz]	Freq [MHz]	PwrAve [dBm]	ΔLimit [dB]	30.000 M	3.000 G	1.00 M	122.652500 M	-43.54	-30.44	1.000 G	3.845 G	1.00 M	1.844789 G	-40.47	-27.47	3.000 G	3.000 G	1.00 M	2.993345 G	-42.63	-28.63	3.000 G	7.000 G	1.00 M	3.022000 G	-38.62	-25.62	7.000 G	13.600 G	1.00 M	10.216675 G	-35.51	-22.51	13.600 G	19.100 G	1.00 M	16.000000 G	-26.97	-13.97
Start [MHz]	Stop [MHz]	RBW [Hz]	Freq [MHz]	PwrAve [dBm]	ΔLimit [dB]																																																																										
30.000 M	820.000 M	1.00 M	819.862500 M	-34.68	-21.68																																																																										
855.000 M	1.000 G	1.00 M	880.556252 M	-43.77	-30.77																																																																										
1.000 G	3.000 G	1.00 M	2.990000 G	-42.60	-28.60																																																																										
3.000 G	7.000 G	1.00 M	5.190000 G	-39.57	-26.57																																																																										
7.000 G	9.000 G	1.00 M	7.680000 G	-36.89	-23.89																																																																										
Start [MHz]	Stop [MHz]	RBW [Hz]	Freq [MHz]	PwrAve [dBm]	ΔLimit [dB]																																																																										
30.000 M	3.000 G	1.00 M	122.652500 M	-43.54	-30.44																																																																										
1.000 G	3.845 G	1.00 M	1.844789 G	-40.47	-27.47																																																																										
3.000 G	3.000 G	1.00 M	2.993345 G	-42.63	-28.63																																																																										
3.000 G	7.000 G	1.00 M	3.022000 G	-38.62	-25.62																																																																										
7.000 G	13.600 G	1.00 M	10.216675 G	-35.51	-22.51																																																																										
13.600 G	19.100 G	1.00 M	16.000000 G	-26.97	-13.97																																																																										
Middle Channel	Middle Channel																																																																														
 <table border="1" data-bbox="239 1086 638 1176"> <thead> <tr> <th>Start [MHz]</th> <th>Stop [MHz]</th> <th>RBW [Hz]</th> <th>Freq [MHz]</th> <th>PwrAve [dBm]</th> <th>ΔLimit [dB]</th> </tr> </thead> <tbody> <tr> <td>30.000 M</td> <td>820.000 M</td> <td>1.00 M</td> <td>817.630000 M</td> <td>-43.29</td> <td>-30.29</td> </tr> <tr> <td>855.000 M</td> <td>3.000 G</td> <td>1.00 M</td> <td>881.730000 M</td> <td>-44.06</td> <td>-31.06</td> </tr> <tr> <td>1.000 G</td> <td>3.000 G</td> <td>1.00 M</td> <td>1.472000 G</td> <td>-41.56</td> <td>-28.56</td> </tr> <tr> <td>3.000 G</td> <td>7.000 G</td> <td>1.00 M</td> <td>3.043000 G</td> <td>-39.72</td> <td>-26.72</td> </tr> <tr> <td>7.000 G</td> <td>9.000 G</td> <td>1.00 M</td> <td>7.383000 G</td> <td>-36.75</td> <td>-23.75</td> </tr> </tbody> </table> <p>Date: 28.DEC.2017 15:36:04</p>	Start [MHz]	Stop [MHz]	RBW [Hz]	Freq [MHz]	PwrAve [dBm]	ΔLimit [dB]	30.000 M	820.000 M	1.00 M	817.630000 M	-43.29	-30.29	855.000 M	3.000 G	1.00 M	881.730000 M	-44.06	-31.06	1.000 G	3.000 G	1.00 M	1.472000 G	-41.56	-28.56	3.000 G	7.000 G	1.00 M	3.043000 G	-39.72	-26.72	7.000 G	9.000 G	1.00 M	7.383000 G	-36.75	-23.75	 <table border="1" data-bbox="885 1086 1284 1176"> <thead> <tr> <th>Start [MHz]</th> <th>Stop [MHz]</th> <th>RBW [Hz]</th> <th>Freq [MHz]</th> <th>PwrAve [dBm]</th> <th>ΔLimit [dB]</th> </tr> </thead> <tbody> <tr> <td>30.000 M</td> <td>3.000 G</td> <td>1.00 M</td> <td>142.035000 M</td> <td>-41.80</td> <td>-28.80</td> </tr> <tr> <td>3.000 G</td> <td>3.845 G</td> <td>1.00 M</td> <td>3.007377 G</td> <td>-42.83</td> <td>-29.83</td> </tr> <tr> <td>1.915 G</td> <td>3.000 G</td> <td>1.00 M</td> <td>2.996474 G</td> <td>-41.68</td> <td>-28.68</td> </tr> <tr> <td>3.000 G</td> <td>7.000 G</td> <td>1.00 M</td> <td>4.133000 G</td> <td>-38.84</td> <td>-25.84</td> </tr> <tr> <td>7.000 G</td> <td>13.600 G</td> <td>1.00 M</td> <td>10.234825 G</td> <td>-35.71</td> <td>-22.71</td> </tr> <tr> <td>13.600 G</td> <td>19.100 G</td> <td>1.00 M</td> <td>15.274062 G</td> <td>-27.08</td> <td>-14.08</td> </tr> </tbody> </table> <p>Date: 29.DEC.2017 10:11:27</p>	Start [MHz]	Stop [MHz]	RBW [Hz]	Freq [MHz]	PwrAve [dBm]	ΔLimit [dB]	30.000 M	3.000 G	1.00 M	142.035000 M	-41.80	-28.80	3.000 G	3.845 G	1.00 M	3.007377 G	-42.83	-29.83	1.915 G	3.000 G	1.00 M	2.996474 G	-41.68	-28.68	3.000 G	7.000 G	1.00 M	4.133000 G	-38.84	-25.84	7.000 G	13.600 G	1.00 M	10.234825 G	-35.71	-22.71	13.600 G	19.100 G	1.00 M	15.274062 G	-27.08	-14.08
Start [MHz]	Stop [MHz]	RBW [Hz]	Freq [MHz]	PwrAve [dBm]	ΔLimit [dB]																																																																										
30.000 M	820.000 M	1.00 M	817.630000 M	-43.29	-30.29																																																																										
855.000 M	3.000 G	1.00 M	881.730000 M	-44.06	-31.06																																																																										
1.000 G	3.000 G	1.00 M	1.472000 G	-41.56	-28.56																																																																										
3.000 G	7.000 G	1.00 M	3.043000 G	-39.72	-26.72																																																																										
7.000 G	9.000 G	1.00 M	7.383000 G	-36.75	-23.75																																																																										
Start [MHz]	Stop [MHz]	RBW [Hz]	Freq [MHz]	PwrAve [dBm]	ΔLimit [dB]																																																																										
30.000 M	3.000 G	1.00 M	142.035000 M	-41.80	-28.80																																																																										
3.000 G	3.845 G	1.00 M	3.007377 G	-42.83	-29.83																																																																										
1.915 G	3.000 G	1.00 M	2.996474 G	-41.68	-28.68																																																																										
3.000 G	7.000 G	1.00 M	4.133000 G	-38.84	-25.84																																																																										
7.000 G	13.600 G	1.00 M	10.234825 G	-35.71	-22.71																																																																										
13.600 G	19.100 G	1.00 M	15.274062 G	-27.08	-14.08																																																																										
Highest Channel	Highest Channel																																																																														
 <table border="1" data-bbox="239 1601 638 1691"> <thead> <tr> <th>Start [MHz]</th> <th>Stop [MHz]</th> <th>RBW [Hz]</th> <th>Freq [MHz]</th> <th>PwrAve [dBm]</th> <th>ΔLimit [dB]</th> </tr> </thead> <tbody> <tr> <td>30.000 M</td> <td>820.000 M</td> <td>1.00 M</td> <td>671.270000 M</td> <td>-44.47</td> <td>-31.47</td> </tr> <tr> <td>855.000 M</td> <td>1.000 G</td> <td>1.00 M</td> <td>859.640000 M</td> <td>-43.86</td> <td>-30.86</td> </tr> <tr> <td>1.000 G</td> <td>3.000 G</td> <td>1.00 M</td> <td>1.690000 G</td> <td>-42.58</td> <td>-29.58</td> </tr> <tr> <td>3.000 G</td> <td>7.000 G</td> <td>1.00 M</td> <td>3.044000 G</td> <td>-39.68</td> <td>-26.68</td> </tr> <tr> <td>7.000 G</td> <td>9.000 G</td> <td>1.00 M</td> <td>8.360000 G</td> <td>-36.85</td> <td>-23.85</td> </tr> </tbody> </table> <p>Date: 28.DEC.2017 15:36:53</p>	Start [MHz]	Stop [MHz]	RBW [Hz]	Freq [MHz]	PwrAve [dBm]	ΔLimit [dB]	30.000 M	820.000 M	1.00 M	671.270000 M	-44.47	-31.47	855.000 M	1.000 G	1.00 M	859.640000 M	-43.86	-30.86	1.000 G	3.000 G	1.00 M	1.690000 G	-42.58	-29.58	3.000 G	7.000 G	1.00 M	3.044000 G	-39.68	-26.68	7.000 G	9.000 G	1.00 M	8.360000 G	-36.85	-23.85	 <table border="1" data-bbox="885 1601 1284 1691"> <thead> <tr> <th>Start [MHz]</th> <th>Stop [MHz]</th> <th>RBW [Hz]</th> <th>Freq [MHz]</th> <th>PwrAve [dBm]</th> <th>ΔLimit [dB]</th> </tr> </thead> <tbody> <tr> <td>30.000 M</td> <td>3.000 G</td> <td>1.00 M</td> <td>170.650000 M</td> <td>-39.91</td> <td>-26.91</td> </tr> <tr> <td>1.000 G</td> <td>3.845 G</td> <td>1.00 M</td> <td>1.077740 G</td> <td>-43.15</td> <td>-30.15</td> </tr> <tr> <td>3.000 G</td> <td>3.000 G</td> <td>1.00 M</td> <td>1.993271 G</td> <td>-39.83</td> <td>-26.83</td> </tr> <tr> <td>3.000 G</td> <td>7.000 G</td> <td>1.00 M</td> <td>3.585000 G</td> <td>-38.85</td> <td>-25.85</td> </tr> <tr> <td>7.000 G</td> <td>13.600 G</td> <td>1.00 M</td> <td>10.210075 G</td> <td>-36.02</td> <td>-23.02</td> </tr> <tr> <td>13.600 G</td> <td>19.100 G</td> <td>1.00 M</td> <td>15.082230 G</td> <td>-27.30</td> <td>-14.30</td> </tr> </tbody> </table> <p>Date: 29.DEC.2017 10:12:43</p>	Start [MHz]	Stop [MHz]	RBW [Hz]	Freq [MHz]	PwrAve [dBm]	ΔLimit [dB]	30.000 M	3.000 G	1.00 M	170.650000 M	-39.91	-26.91	1.000 G	3.845 G	1.00 M	1.077740 G	-43.15	-30.15	3.000 G	3.000 G	1.00 M	1.993271 G	-39.83	-26.83	3.000 G	7.000 G	1.00 M	3.585000 G	-38.85	-25.85	7.000 G	13.600 G	1.00 M	10.210075 G	-36.02	-23.02	13.600 G	19.100 G	1.00 M	15.082230 G	-27.30	-14.30
Start [MHz]	Stop [MHz]	RBW [Hz]	Freq [MHz]	PwrAve [dBm]	ΔLimit [dB]																																																																										
30.000 M	820.000 M	1.00 M	671.270000 M	-44.47	-31.47																																																																										
855.000 M	1.000 G	1.00 M	859.640000 M	-43.86	-30.86																																																																										
1.000 G	3.000 G	1.00 M	1.690000 G	-42.58	-29.58																																																																										
3.000 G	7.000 G	1.00 M	3.044000 G	-39.68	-26.68																																																																										
7.000 G	9.000 G	1.00 M	8.360000 G	-36.85	-23.85																																																																										
Start [MHz]	Stop [MHz]	RBW [Hz]	Freq [MHz]	PwrAve [dBm]	ΔLimit [dB]																																																																										
30.000 M	3.000 G	1.00 M	170.650000 M	-39.91	-26.91																																																																										
1.000 G	3.845 G	1.00 M	1.077740 G	-43.15	-30.15																																																																										
3.000 G	3.000 G	1.00 M	1.993271 G	-39.83	-26.83																																																																										
3.000 G	7.000 G	1.00 M	3.585000 G	-38.85	-25.85																																																																										
7.000 G	13.600 G	1.00 M	10.210075 G	-36.02	-23.02																																																																										
13.600 G	19.100 G	1.00 M	15.082230 G	-27.30	-14.30																																																																										



Frequency Stability

Test Conditions	Middle Channel	CDMA BC0 (1xRTT)	Limit 2.5ppm
Temperature (°C)	Voltage (Volt)	Deviation (ppm)	Result
50	Normal Voltage	0.0036	PASS
40	Normal Voltage	0.0024	
30	Normal Voltage	0.0060	
20(Ref.)	Normal Voltage	0.0000	
10	Normal Voltage	0.0036	
0	Normal Voltage	0.0012	
-10	Normal Voltage	0.0024	
-20	Normal Voltage	0.0335	
-30	Normal Voltage	0.0012	
20	Maximum Voltage	0.0143	
20	Normal Voltage	0.0000	
20	Battery End Point	0.0251	

Test Conditions	Middle Channel	CDMA BC1 (1xRTT)	Limit Note 2.
Temperature (°C)	Voltage (Volt)	Deviation (ppm)	Result
50	Normal Voltage	0.0027	PASS
40	Normal Voltage	0.0489	
30	Normal Voltage	0.0037	
20(Ref.)	Normal Voltage	0.0000	
10	Normal Voltage	0.0112	
0	Normal Voltage	0.0037	
-10	Normal Voltage	0.0064	
-20	Normal Voltage	0.0138	
-30	Normal Voltage	0.0117	
20	Maximum Voltage	0.0181	
20	Normal Voltage	0.0000	
20	Battery End Point	0.0170	

Note:

1. Normal Voltage = 3.8V. ; Battery End Point (BEP) = 3.5 V. ; Maximum Voltage =4.4 V
2. The frequency fundamental emissions stay within the authorized frequency block based on the frequency deviation measured is small.



Test Conditions	Middle Channel	CDMA BC0 (EVDO)	Limit 2.5ppm
Temperature (°C)	Voltage (Volt)	Deviation (ppm)	Result
50	Normal Voltage	0.0060	PASS
40	Normal Voltage	0.0048	
30	Normal Voltage	0.0084	
20(Ref.)	Normal Voltage	0.0000	
10	Normal Voltage	0.0024	
0	Normal Voltage	0.0012	
-10	Normal Voltage	0.0024	
-20	Normal Voltage	0.0418	
-30	Normal Voltage	0.0012	
20	Maximum Voltage	0.0155	
20	Normal Voltage	0.0072	
20	Battery End Point	0.0323	

Test Conditions	Middle Channel	CDMA BC1 (EVDO)	Limit 2.5ppm
Temperature (°C)	Voltage (Volt)	Deviation (ppm)	Result
50	Normal Voltage	0.0011	PASS
40	Normal Voltage	0.0505	
30	Normal Voltage	0.0011	
20(Ref.)	Normal Voltage	0.0000	
10	Normal Voltage	0.0117	
0	Normal Voltage	0.0160	
-10	Normal Voltage	0.0011	
-20	Normal Voltage	0.0106	
-30	Normal Voltage	0.0069	
20	Maximum Voltage	0.0176	
20	Normal Voltage	0.0074	
20	Battery End Point	0.0165	

Note:

1. Normal Voltage = 3.8V. ; Battery End Point (BEP) = 3.5 V. ; Maximum Voltage =4.4 V
2. The frequency fundamental emissions stay within the authorized frequency block.



Appendix B. Test Results of ERP/EIRP and Radiated Test

ERP/EIRP

Channel	Mode	Conducted		ERP	
		Power (dBm)	Power (Watts)	ERP(dBm)	ERP(W)
Lowest	GSM850	33.14	2.0606	30.28	1.0666
Middle	GPRS class 8	33.45	2.2131	30.59	1.1455
Highest	GT - LC = -0.71 dB	33.48	2.2284	30.62	1.1535
Lowest	GSM850	25.65	0.3673	22.79	0.1901
Middle	EDGE class 8	25.80	0.3802	22.94	0.1968
Highest	GT - LC = -0.71 dB	25.79	0.3793	22.93	0.1963
Lowest	WCDMA Band V	22.37	0.1726	19.51	0.0893
Middle	RMC 12.2Kbps	22.40	0.1738	19.54	0.0899
Highest	GT - LC = -0.71 dB	22.55	0.1799	19.69	0.0931
Lowest	CDMA BC0	23.80	0.2399	20.94	0.1242
Middle	1xRTT	23.92	0.2466	21.06	0.1276
Highest	GT - LC = -0.71 dB	24.00	0.2512	21.14	0.1300
Lowest	CDMA BC0	23.79	0.2393	20.93	0.1239
Middle	1xEV-DO	23.91	0.2460	21.05	0.1274
Highest	GT - LC = -0.71 dB	23.99	0.2506	21.13	0.1297
Limit	ERP < 7W	Result		PASS	

Channel	Mode	Conducted		EIRP	
		Power (dBm)	Power (Watts)	EIRP(dBm)	EIRP(W)
Lowest	GSM1900	30.80	1.2023	32.62	1.8281
Middle	GPRS class 8	30.89	1.2274	32.71	1.8664
Highest	(GT - LC = 1.82 dB)	30.67	1.1668	32.49	1.7742
Lowest	GSM1900	25.01	0.3170	26.83	0.4819
Middle	EDGE class 8	25.28	0.3373	27.10	0.5129
Highest	(GT - LC = 1.82 dB)	24.96	0.3133	26.78	0.4764
Lowest	WCDMA Band II	22.92	0.1959	24.74	0.2979
Middle	RMC 12.2Kbps	23.22	0.2099	25.04	0.3192
Highest	(GT - LC = 1.82 dB)	23.17	0.2075	24.99	0.3155
Lowest	CDMA BC1	24.18	0.2618	26.00	0.3981
Middle	1xRTT	24.32	0.2704	26.14	0.4111
Highest	(GT - LC = 1.82 dB)	24.14	0.2594	25.96	0.3945
Lowest	CDMA BC1	24.17	0.2612	25.99	0.3972
Middle	1xEV-DO	24.31	0.2698	26.13	0.4102
Highest	(GT - LC = 1.82 dB)	24.13	0.2588	25.95	0.3936
Limit	EIRP < 2W	Result		PASS	

Channel	Mode	Conducted		EIRP	
		Power (dBm)	Power (Watts)	EIRP(dBm)	EIRP(W)
Lowest	WCDMA Band IV	22.85	0.1928	24.43	0.2773
Middle	RMC 12.2Kbps	23.01	0.2000	24.59	0.2877
Highest	(GT - LC = 1.58 dB)	23.10	0.2042	24.68	0.2938
Limit	EIRP < 1W	Result		PASS	



Radiated Spurious Emission

Part22H GPRS 850

Mode 1_GPRS 850									
Channel	Frequency (MHz)	ERP (dBm)	Limit (dBm)	Over Limit (dB)	SPA Reading (dBm)	S.G. Power (dBm)	TX Cable loss (dB)	TX Antenna Gain (dBi)	Polarization (H/V)
Lowest	1648	-46.05	-13	-33.05	-55.51	-51.44	1.23	8.76	H
	2472	-59.49	-13	-46.49	-72.07	-66.38	1.44	10.48	H
	3296	-60.91	-13	-47.91	-75.7	-68.85	1.70	11.79	H
									H
									H
									H
									H
	1648	-46.86	-13	-33.86	-55.34	-52.25	1.23	8.76	V
	2472	-58.76	-13	-45.76	-71.01	-65.65	1.44	10.48	V
	3296	-61.00	-13	-48.00	-75.59	-68.94	1.70	11.79	V
									V
									V
									V
									V
Middle	1672	-43.19	-13	-30.19	-52.46	-48.66	1.24	8.85	H
	2512	-53.55	-13	-40.55	-66.09	-60.47	1.44	10.51	H
	3345	-61.12	-13	-48.12	-75.75	-69.16	1.74	11.94	H
									H
									H
									H
									H
	1672	-43.69	-13	-30.69	-52.27	-49.16	1.24	8.85	V
	2512	-54.43	-13	-41.43	-66.66	-61.35	1.44	10.51	V
	3345	-61.35	-13	-48.35	-75.79	-69.39	1.74	11.94	V
									V
									V
									V
									V



Highest	1696	-42.08	-13	-29.08	-51.27	-47.63	1.24	8.94	H
	2544	-54.51	-13	-41.51	-67.1	-61.45	1.44	10.54	H
	3393	-61.15	-13	-48.15	-75.61	-69.30	1.78	12.08	H
									H
									H
									H
									H
	1696	-44.28	-13	-31.28	-52.93	-49.83	1.24	8.94	V
	2544	-55.38	-13	-42.38	-67.75	-62.32	1.44	10.54	V
	3393	-61.11	-13	-48.11	-75.41	-69.26	1.78	12.08	V
									V
									V
									V
									V

Remark: Spurious emissions within 30-1000MHz were found more than 20dB below limit line.



Part22H WCDMA 850

Mode 3_WCDMA 850									
Channel	Frequency (MHz)	ERP (dBm)	Limit (dBm)	Over Limit (dB)	SPA Reading (dBm)	S.G. Power (dBm)	TX Cable loss (dB)	TX Antenna Gain (dBi)	Polarization (H/V)
Lowest	1649	-63.49	-13	-50.49	-72.95	-68.88	1.23	8.77	H
	2479	-62.01	-13	-49.01	-74.59	-68.91	1.44	10.48	H
	3305	-60.91	-13	-47.91	-75.65	-68.86	1.71	11.82	H
									H
									H
									H
									H
	1649	-63.31	-13	-50.31	-71.85	-68.70	1.23	8.77	V
	2479	-63.03	-13	-50.03	-75.28	-69.93	1.44	10.48	V
	3305	-61.28	-13	-48.28	-75.82	-69.23	1.71	11.82	V
									V
									V
									V
									V
Middle	1672	-63.37	-13	-50.37	-72.64	-68.84	1.24	8.85	H
	2509	-62.62	-13	-49.62	-75.16	-69.54	1.44	10.51	H
	3345	-60.92	-13	-47.92	-75.55	-68.96	1.74	11.94	H
									H
									H
									H
									H
	1672	-62.69	-13	-49.69	-71.27	-68.16	1.24	8.85	V
	2509	-63.27	-13	-50.27	-75.5	-70.19	1.44	10.51	V
	3345	-60.98	-13	-47.98	-75.42	-69.02	1.74	11.94	V
									V
									V
									V
									V



Highest	1696	-64.08	-13	-51.08	-73.27	-69.63	1.24	8.94	H
	2544	-63.04	-13	-50.04	-75.62	-69.98	1.44	10.54	H
	3393	-61.41	-13	-48.41	-75.93	-69.56	1.78	12.08	H
									H
									H
									H
									H
	1696	-63.51	-13	-50.51	-72.16	-69.06	1.24	8.94	V
	2544	-63.23	-13	-50.23	-75.59	-70.17	1.44	10.54	V
	3393	-61.55	-13	-48.55	-75.89	-69.70	1.78	12.08	V
									V
									V
									V
									V

Remark: Spurious emissions within 30-1000MHz were found more than 20dB below limit line.



Part22H CDMA 850 1xRTT

Mode 4_CDMA 850 1xRTT									
Channel	Frequency (MHz)	ERP (dBm)	Limit (dBm)	Over Limit (dB)	SPA Reading (dBm)	S.G. Power (dBm)	TX Cable loss (dB)	TX Antenna Gain (dBi)	Polarization (H/V)
Lowest	1649	-65.49	-13	-52.49	-74.95	-70.88	1.23	8.77	H
	2474	-63.00	-13	-50.00	-75.58	-69.89	1.44	10.48	H
	3298	-61.12	-13	-48.12	-75.91	-69.06	1.70	11.79	H
									H
									H
									H
									H
	1649	-66.30	-13	-53.30	-74.78	-71.69	1.23	8.77	V
	2474	-63.23	-13	-50.23	-75.48	-70.12	1.44	10.48	V
	3298	-61.20	-13	-48.20	-75.79	-69.14	1.70	11.79	V
									V
									V
									V
									V
Middle	1672	-65.30	-13	-52.30	-74.57	-70.77	1.24	8.85	H
	2509	-62.90	-13	-49.90	-75.44	-69.82	1.44	10.51	H
	3345	-60.71	-13	-47.71	-75.34	-68.75	1.74	11.94	H
									H
									H
									H
									H
	1672	-65.90	-13	-52.90	-74.48	-71.37	1.24	8.85	V
	2509	-63.26	-13	-50.26	-75.49	-70.18	1.44	10.51	V
	3345	-61.15	-13	-48.15	-75.59	-69.19	1.74	11.94	V
									V
									V
									V
									V



Highest	1696	-65.32	-13	-52.32	-74.51	-70.87	1.24	8.94	H
	2544	-62.93	-13	-49.93	-75.52	-69.87	1.44	10.54	H
	3393	-60.99	-13	-47.99	-75.45	-69.14	1.78	12.08	H
									H
									H
									H
									H
	1696	-66.06	-13	-53.06	-74.71	-71.61	1.24	8.94	V
	2544	-63.31	-13	-50.31	-75.68	-70.25	1.44	10.54	V
	3393	-61.48	-13	-48.48	-75.78	-69.63	1.78	12.08	V
									V
									V
									V
									V

Remark: Spurious emissions within 30-1000MHz were found more than 20dB below limit line.



Part22H CDMA 850 1xEVDO

Mode 5_CDMA 850 1xEVDO									
Channel	Frequency (MHz)	ERP (dBm)	Limit (dBm)	Over Limit (dB)	SPA Reading (dBm)	S.G. Power (dBm)	TX Cable loss (dB)	TX Antenna Gain (dBi)	Polarization (H/V)
Lowest	1648	-65.39	-13	-52.39	-74.85	-70.78	1.23	8.76	H
	2472	-62.48	-13	-49.48	-75.06	-69.37	1.44	10.48	H
	3296	-60.87	-13	-47.87	-75.66	-68.81	1.70	11.79	H
									H
									H
									H
									H
	1648	-66.22	-13	-53.22	-74.7	-71.61	1.23	8.76	V
	2472	-63.21	-13	-50.21	-75.46	-70.10	1.44	10.48	V
	3296	-60.77	-13	-47.77	-75.36	-68.71	1.70	11.79	V
									V
									V
									V
									V
Middle	1672	-64.95	-13	-51.95	-74.22	-70.42	1.24	8.85	H
	2512	-62.65	-13	-49.65	-75.19	-69.57	1.44	10.51	H
	3344	-60.77	-13	-47.77	-75.4	-68.81	1.74	11.93	H
									H
									H
									H
									H
	1672	-65.67	-13	-52.67	-74.25	-71.14	1.24	8.85	V
	2512	-63.16	-13	-50.16	-75.39	-70.08	1.44	10.51	V
	3344	-61.10	-13	-48.10	-75.54	-69.14	1.74	11.93	V
									V
									V
									V
									V



Highest	1696	-65.18	-13	-52.18	-74.37	-70.73	1.24	8.94	H
	2544	-62.68	-13	-49.68	-75.27	-69.62	1.44	10.54	H
	3392	-61.01	-13	-48.01	-75.47	-69.15	1.78	12.08	H
									H
									H
									H
									H
	1696	-65.73	-13	-52.73	-74.38	-71.28	1.24	8.94	V
	2544	-63.13	-13	-50.13	-75.5	-70.07	1.44	10.54	V
	3392	-61.28	-13	-48.28	-75.58	-69.42	1.78	12.08	V
									V
									V
									V
									V

Remark: Spurious emissions within 30-1000MHz were found more than 20dB below limit line.



Part24E GPRS 1900

Mode 1_GPRS 1900									
Channel	Frequency (MHz)	EIRP (dBm)	Limit (dBm)	Over Limit (dB)	SPA Reading (dBm)	S.G. Power (dBm)	TX Cable loss (dB)	TX Antenna Gain (dBi)	Polarization (H/V)
Lowest	3700	-52.40	-13	-39.40	-67.97	-62.71	1.97	12.28	H
	5548	-51.37	-13	-38.37	-69.47	-61.49	2.14	12.27	H
	7403	-55.64	-13	-42.64	-76.14	-63.64	2.17	10.17	H
									H
									H
									H
									H
	3700	-56.77	-13	-43.77	-71.88	-67.08	1.97	12.28	V
	5548	-53.71	-13	-40.71	-71.82	-63.83	2.14	12.27	V
	7403	-55.76	-13	-42.76	-76.14	-63.76	2.17	10.17	V
									V
									V
									V
									V
Middle	3763	-43.18	-13	-30.18	-58.82	-53.42	2.01	12.24	H
	5639	-47.68	-13	-34.68	-65.81	-57.95	2.12	12.39	H
	7522	-54.99	-13	-41.99	-75.6	-62.95	2.11	10.08	H
									H
									H
									H
									H
	3763	-48.56	-13	-35.56	-63.68	-58.80	2.01	12.24	V
	5639	-55.31	-13	-42.31	-73.41	-65.58	2.12	12.39	V
	7522	-54.52	-13	-41.52	-75.31	-62.48	2.11	10.08	V
									V
									V
									V
									V



Highest	3819	-40.46	-13	-27.46	-56.16	-50.63	2.04	12.21	H
	5730	-56.93	-13	-43.93	-75.42	-67.35	2.10	12.52	H
	7641	-54.95	-13	-41.95	-75.91	-63.34	2.11	10.51	H
									H
									H
									H
									H
	3819	-43.75	-13	-30.75	-58.94	-53.92	2.04	12.21	V
	5730	-55.32	-13	-42.32	-73.79	-65.74	2.10	12.52	V
	7641	-55.04	-13	-42.04	-75.93	-63.43	2.11	10.51	V
									V
									V
									V
									V

Remark: Spurious emissions within 30-1000MHz were found more than 20dB below limit line.



Part24E WCDMA 1900

Mode 3_WCDMA 1900									
Channel	Frequency (MHz)	EIRP (dBm)	Limit (dBm)	Over Limit (dB)	SPA Reading (dBm)	S.G. Power (dBm)	TX Cable loss (dB)	TX Antenna Gain (dBi)	Polarization (H/V)
Lowest	3707	-60.60	-13	-47.60	-76.17	-70.90	1.98	12.28	H
	5557	-58.96	-13	-45.96	-77.06	-69.10	2.14	12.28	H
	7409	-55.56	-13	-42.56	-76.06	-63.55	2.17	10.16	H
									H
									H
									H
									H
	3707	-61.00	-13	-48.00	-76.11	-71.30	1.98	12.28	V
	5557	-58.97	-13	-45.97	-77.08	-69.11	2.14	12.28	V
	7409	-55.68	-13	-42.68	-76.06	-63.67	2.17	10.16	V
									V
									V
									V
									V
Middle	3763	-57.86	-13	-44.86	-73.5	-68.10	2.01	12.24	H
	5639	-55.82	-13	-42.82	-73.95	-66.09	2.12	12.39	H
	7522	-54.63	-13	-41.63	-75.24	-62.59	2.11	10.08	H
									H
									H
									H
									H
	3763	-60.26	-13	-47.26	-75.38	-70.50	2.01	12.24	V
	5639	-56.63	-13	-43.63	-74.73	-66.90	2.12	12.39	V
	7522	-54.78	-13	-41.78	-75.57	-62.74	2.11	10.08	V
									V
									V
									V
									V



Highest	3815	-55.92	-13	-42.92	-71.61	-66.10	2.03	12.21	H
	5722	-58.89	-13	-45.89	-77.38	-69.30	2.10	12.51	H
	7630	-55.18	-13	-42.18	-76.09	-63.53	2.11	10.47	H
									H
									H
									H
									H
	3815	-59.48	-13	-46.48	-74.66	-69.66	2.03	12.21	V
	5722	-58.98	-13	-45.98	-77.45	-69.39	2.10	12.51	V
	7630	-55.17	-13	-42.17	-75.98	-63.52	2.11	10.47	V
									V
									V
									V
									V

Remark: Spurious emissions within 30-1000MHz were found more than 20dB below limit line.



Part24E CDMA 1900 1xRTT

Mode 4_CDMA 1900 1xRTT									
Channel	Frequency (MHz)	EIRP (dBm)	Limit (dBm)	Over Limit (dB)	SPA Reading (dBm)	S.G. Power (dBm)	TX Cable loss (dB)	TX Antenna Gain (dBi)	Polarization (H/V)
Lowest	3702	-60.50	-13	-47.50	-76.07	-70.80	1.98	12.28	H
	5553	-59.00	-13	-46.00	-77.1	-69.13	2.14	12.27	H
	7405	-55.47	-13	-42.47	-75.97	-63.47	2.17	10.17	H
									H
									H
									H
									H
	3702	-61.29	-13	-48.29	-76.4	-71.59	1.98	12.28	V
	5553	-59.04	-13	-46.04	-77.15	-69.17	2.14	12.27	V
	7405	-55.78	-13	-42.78	-76.16	-63.78	2.17	10.17	V
									V
									V
									V
									V
Middle	3763	-59.23	-13	-46.23	-74.87	-69.47	2.01	12.24	H
	5640	-59.07	-13	-46.07	-77.2	-69.34	2.12	12.40	H
	7520	-55.24	-13	-42.24	-75.85	-63.20	2.11	10.07	H
									H
									H
									H
									H
	3763	-60.73	-13	-47.73	-75.85	-70.97	2.01	12.24	V
	5640	-59.08	-13	-46.08	-77.18	-69.35	2.12	12.40	V
	7520	-54.85	-13	-41.85	-75.64	-62.81	2.11	10.07	V
									V
									V
									V
									V



Highest	3819	-55.24	-13	-42.24	-70.94	-65.41	2.04	12.21	H
	5726	-59.06	-13	-46.06	-77.55	-69.47	2.10	12.52	H
	7635	-55.07	-13	-42.07	-75.98	-63.44	2.11	10.49	H
									H
									H
									H
									H
	3819	-59.34	-13	-46.34	-74.53	-69.51	2.04	12.21	V
	5726	-58.91	-13	-45.91	-77.38	-69.32	2.10	12.52	V
	7635	-55.23	-13	-42.23	-76.04	-63.60	2.11	10.49	V
									V
									V
									V
									V

Remark: Spurious emissions within 30-1000MHz were found more than 20dB below limit line.



Part24E CDMA 1900 1xEVDO

Mode 5_1900 1xEVDO									
Channel	Frequency (MHz)	EIRP (dBm)	Limit (dBm)	Over Limit (dB)	SPA Reading (dBm)	S.G. Power (dBm)	TX Cable loss (dB)	TX Antenna Gain (dBi)	Polarization (H/V)
Lowest	3702	-60.37	-13	-47.37	-75.94	-70.67	1.98	12.28	H
	5553	-58.83	-13	-45.83	-76.93	-68.96	2.14	12.27	H
	7405	-55.35	-13	-42.35	-75.85	-63.35	2.17	10.17	H
									H
									H
									H
									H
	3702	-61.00	-13	-48.00	-76.11	-71.30	1.98	12.28	V
	5553	-58.97	-13	-45.97	-77.08	-69.10	2.14	12.27	V
	7405	-55.26	-13	-42.26	-75.64	-63.26	2.17	10.17	V
									V
									V
									V
									V
Middle	3763	-60.31	-13	-47.31	-75.95	-70.55	2.01	12.24	H
	5640	-59.04	-13	-46.04	-77.17	-69.31	2.12	12.40	H
	7520	-55.16	-13	-42.16	-75.77	-63.12	2.11	10.07	H
									H
									H
									H
									H
	3763	-60.89	-13	-47.89	-76.01	-71.13	2.01	12.24	V
	5640	-59.20	-13	-46.20	-77.3	-69.47	2.12	12.40	V
	7520	-55.18	-13	-42.18	-75.97	-63.14	2.11	10.07	V
									V
									V
									V
									V



Highest	3819	-60.98	-13	-47.98	-76.68	-71.15	2.04	12.21	H
	5726	-58.83	-13	-45.83	-77.32	-69.24	2.10	12.52	H
	7635	-55.12	-13	-42.12	-76.03	-63.49	2.11	10.49	H
									H
									H
									H
									H
	3819	-61.58	-13	-48.58	-76.77	-71.75	2.04	12.21	V
	5726	-59.06	-13	-46.06	-77.53	-69.47	2.10	12.52	V
	7635	-55.18	-13	-42.18	-75.99	-63.55	2.11	10.49	V
									V
									V
									V
									V

Remark: Spurious emissions within 30-1000MHz were found more than 20dB below limit line.



Part27L WCDMA 1700

Mode 3_WCDMA 1900									
Channel	Frequency (MHz)	EIRP (dBm)	Limit (dBm)	Over Limit (dB)	SPA Reading (dBm)	S.G. Power (dBm)	TX Cable loss (dB)	TX Antenna Gain (dBi)	Polarization (H/V)
Lowest	3427	-60.63	-13	-47.63	-75.98	-71.00	1.81	12.18	H
	5135	-59.82	-13	-46.82	-77.55	-69.64	2.30	12.13	H
	6850	-57.49	-13	-44.49	-76.75	-66.17	2.37	11.05	H
									H
									H
									H
									H
	3427	-60.96	-13	-47.96	-76.09	-71.33	1.81	12.18	V
	5135	-59.91	-13	-46.91	-77.86	-69.73	2.30	12.13	V
	6850	-56.36	-13	-43.36	-76.82	-65.04	2.37	11.05	V
									V
									V
									V
									V
Middle	3462	-60.12	-13	-47.12	-75.73	-70.57	1.84	12.29	H
	5198	-60.22	-13	-47.22	-77.73	-70.08	2.28	12.14	H
	6927	-57.41	-13	-44.41	-76.74	-65.99	2.40	10.97	H
									H
									H
									H
									H
	3462	-60.63	-13	-47.63	-75.98	-71.08	1.84	12.29	V
	5198	-60.10	-13	-47.10	-77.85	-69.96	2.28	12.14	V
	6927	-56.34	-13	-43.34	-76.78	-64.92	2.40	10.97	V
									V
									V
									V
									V
								V	



Highest	3812	-60.85	-13	-47.85	-76.52	-71.03	2.03	12.21	H
	5723	-59.06	-13	-46.06	-77.55	-69.47	2.10	12.51	H
	7627	-55.27	-13	-42.27	-76.18	-63.61	2.11	10.46	H
									H
									H
									H
									H
	3812	-61.56	-13	-48.56	-76.68	-71.74	2.03	12.21	V
	5723	-58.96	-13	-45.96	-77.43	-69.37	2.10	12.51	V
	7627	-55.34	-13	-42.34	-76.15	-63.68	2.11	10.46	V
									V
									V
									V
									V

Remark: Spurious emissions within 30-1000MHz were found more than 20dB below limit line.