Pictures of Test Setup

Figure A4-1. Phone Open – Coordinate Axis for T-coil Measurements



Figure A4-2. Phone Open – Location of Measured Points



Figure A4-3. Phone Open – 5cm x 5cm grid for Near Field Measurements



Figure A4-4. View from the front



Figure A4-5. View from the side