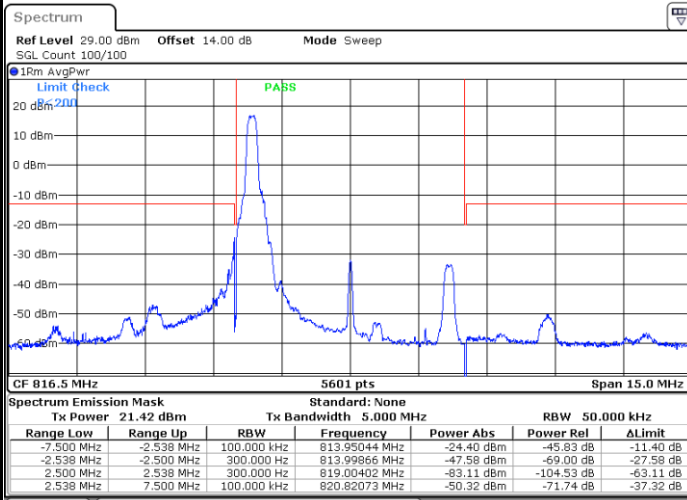




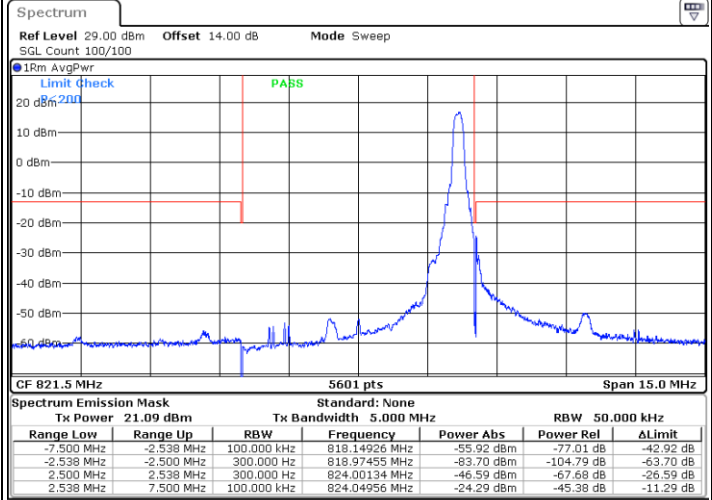
LTE Band 26 / 5MHz / 64QAM

Lowest Band Edge / 1RB



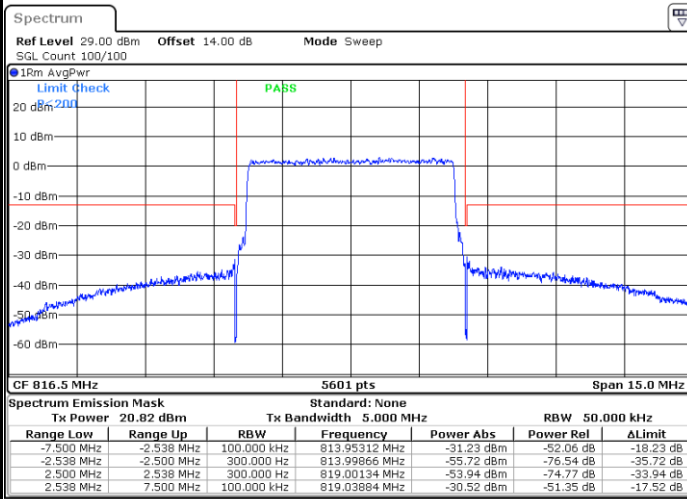
Date: 22.DEC.2021 05:35:39

Highest Band Edge / 1 RB



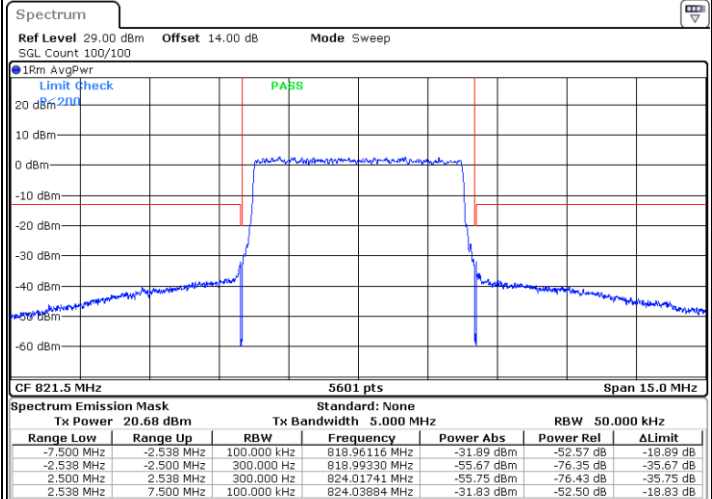
Date: 22.DEC.2021 05:37:37

Lowest Band Edge / Full RB



Date: 22.DEC.2021 05:36:38

Highest Band Edge / Full RB

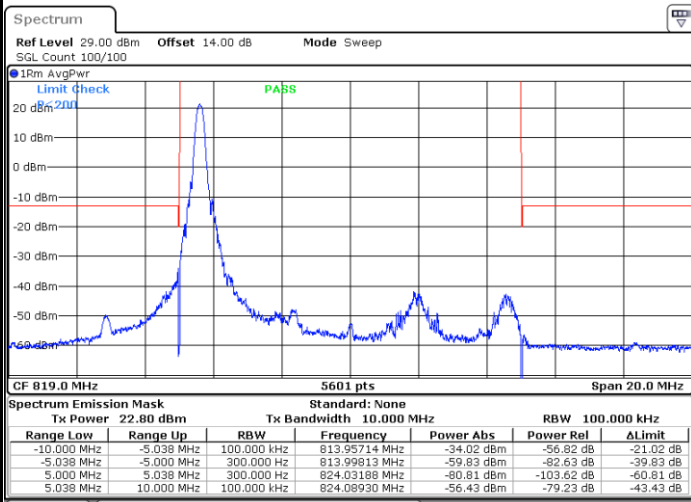


Date: 22.DEC.2021 05:38:35



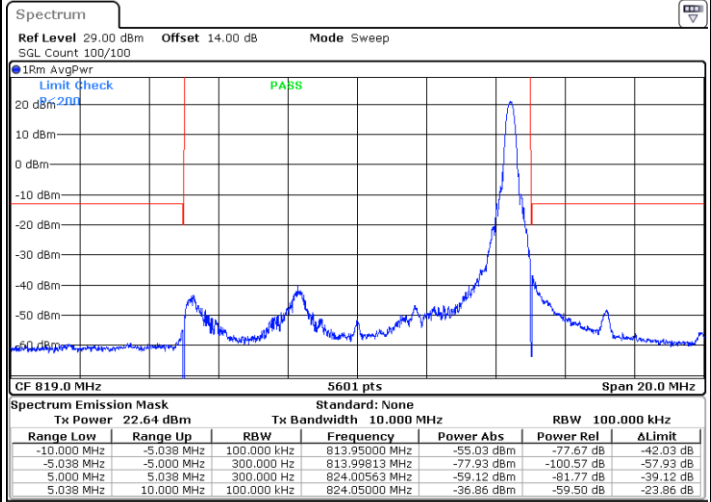
LTE Band 26 / 10MHz / QPSK

Lowest Band Edge / 1 RB



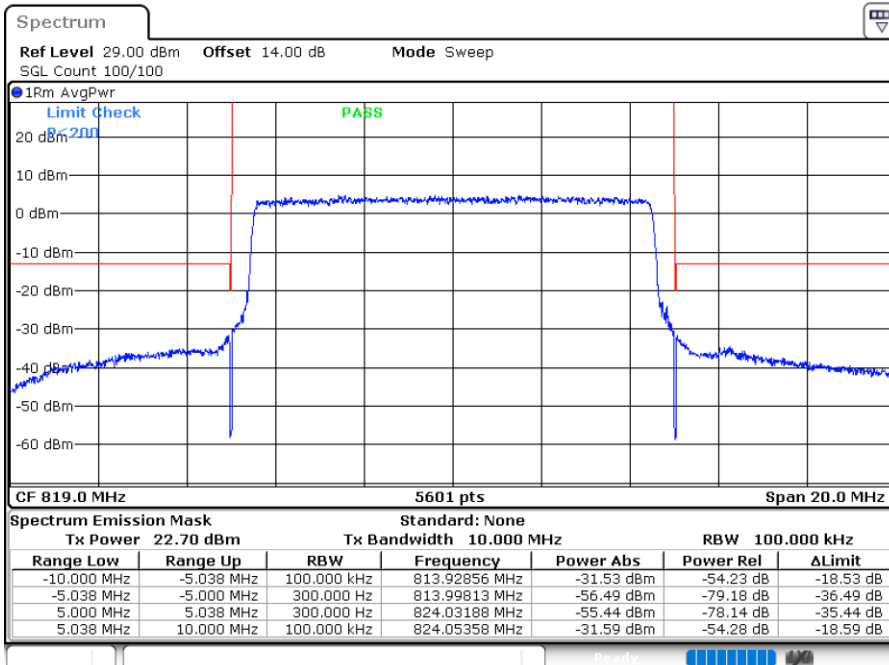
Date: 22.DEC.2021 05:20:00

Highest Band Edge / 1 RB



Date: 22.DEC.2021 05:21:57

Band Edge / Full RB

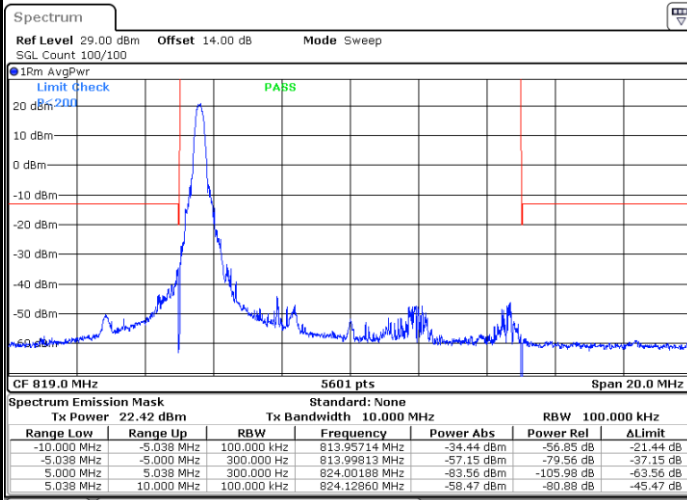


Date: 22.DEC.2021 05:23:55



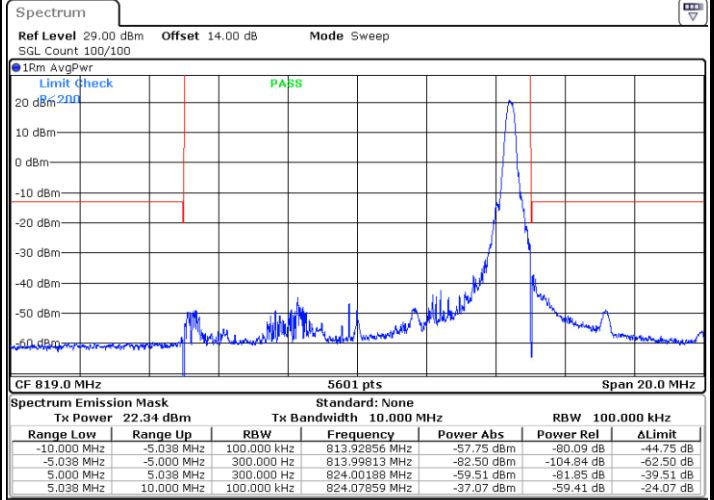
LTE Band 26 / 10MHz / 16QAM

Lowest Band Edge / 1 RB



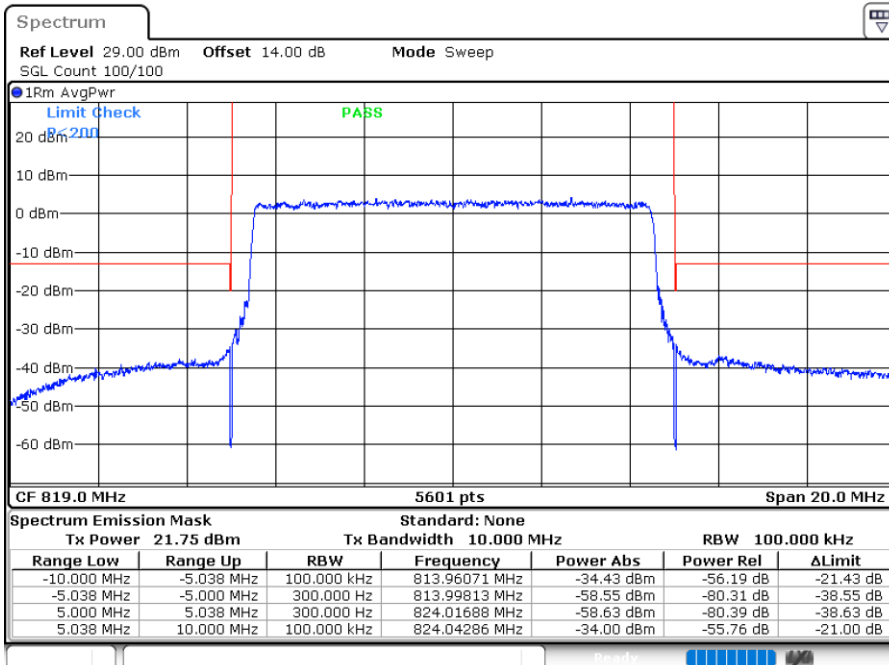
Date: 22.DEC.2021 05:20:59

Highest Band Edge / 1 RB



Date: 22.DEC.2021 05:22:56

Band Edge / Full RB

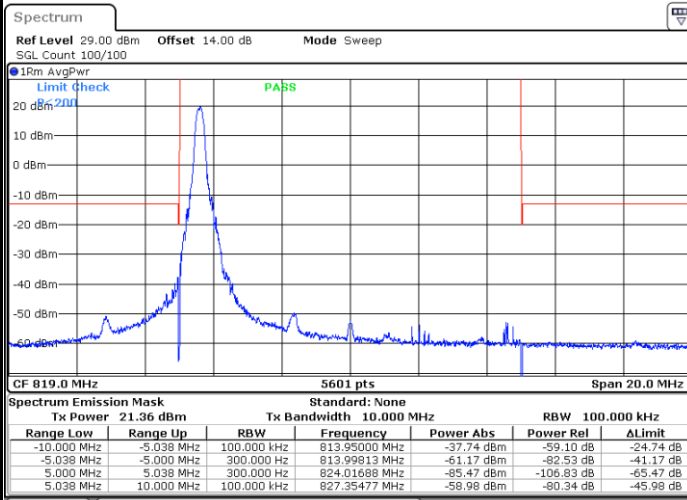


Date: 22.DEC.2021 05:24:53



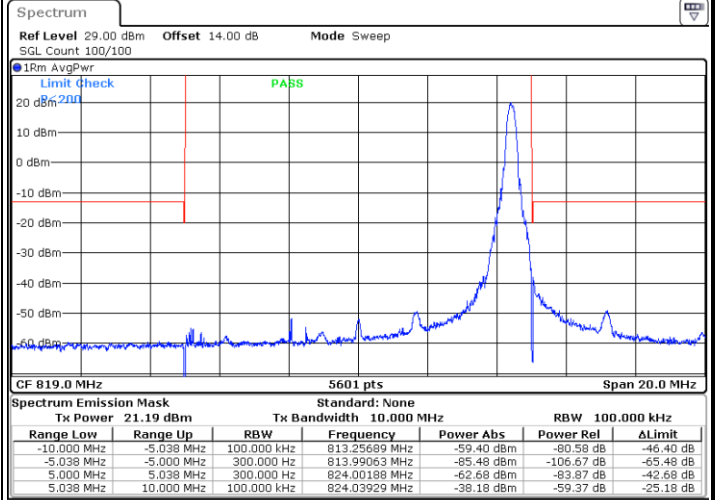
LTE Band 26 / 10MHz / 64QAM

Lowest Band Edge / 1 RB



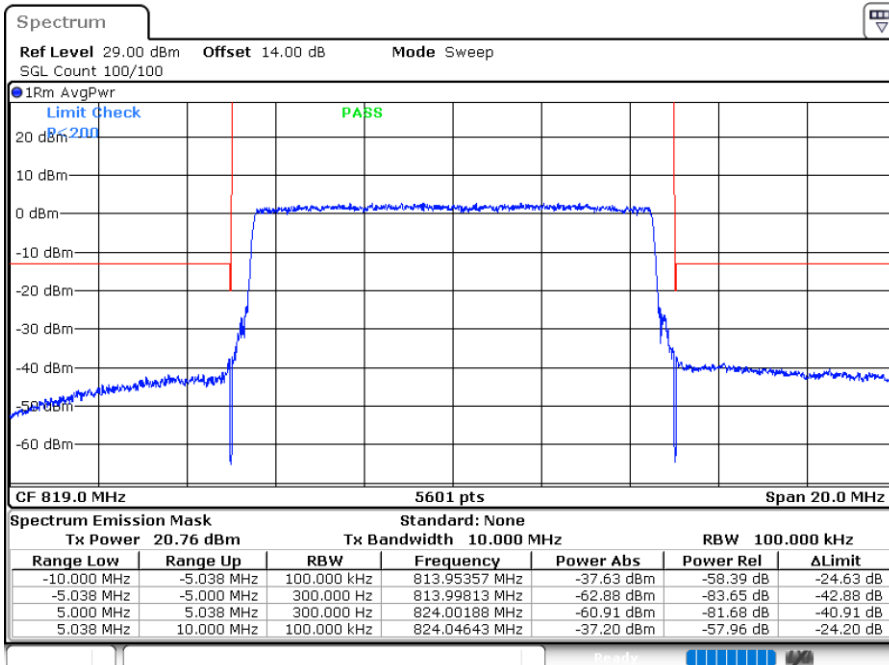
Date: 22.DEC.2021 05:39:34

Highest Band Edge / 1 RB



Date: 22.DEC.2021 05:40:33

Band Edge / Full RB

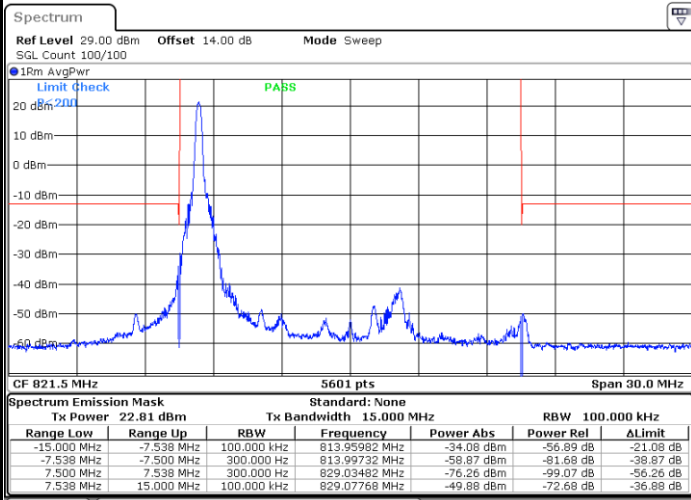


Date: 22.DEC.2021 05:41:31



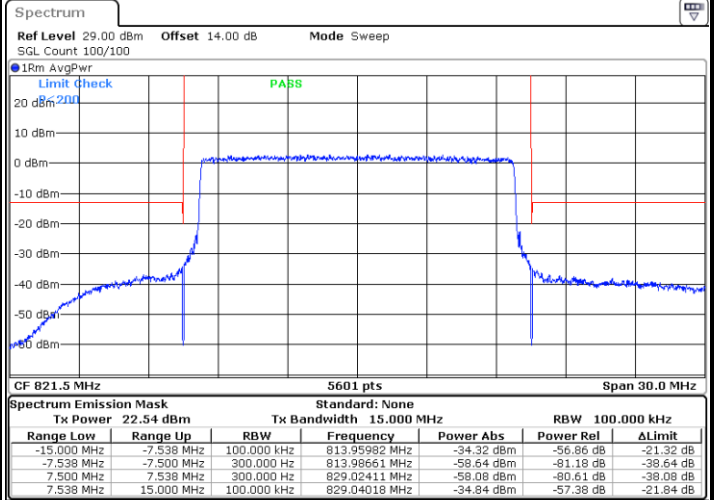
LTE Band 26 / 15MHz QPSK

Lowest Band Edge / 1 RB



Date: 22.DEC.2021 05:25:52

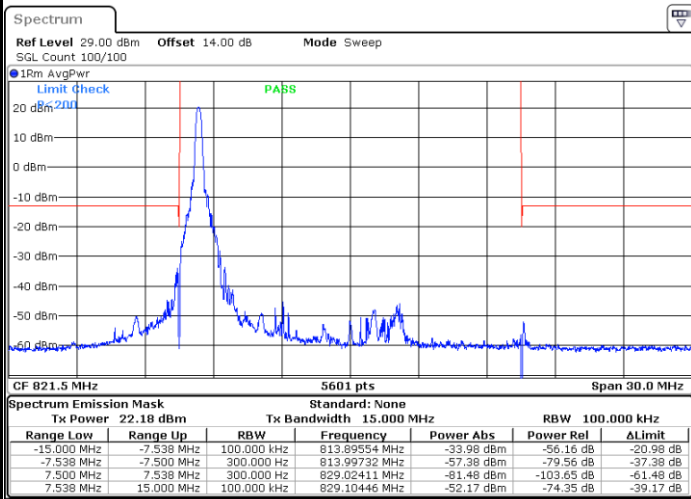
Lowest Band Edge / Full RB



Date: 22.DEC.2021 05:29:46

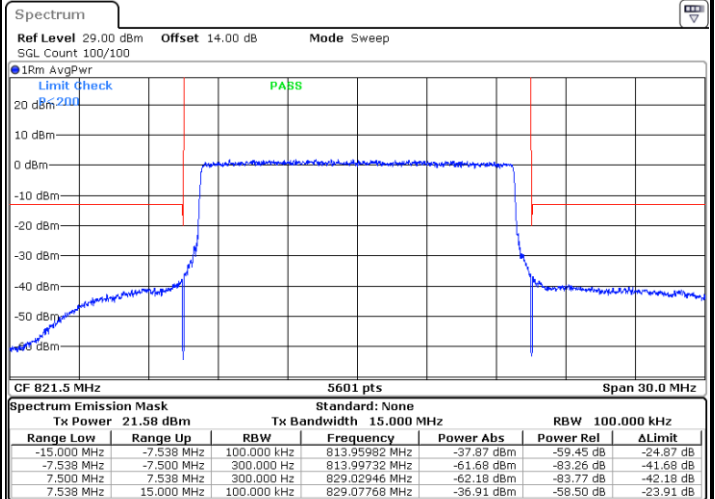
LTE Band 26 / 15MHz 16QAM

Lowest Band Edge / 1 RB

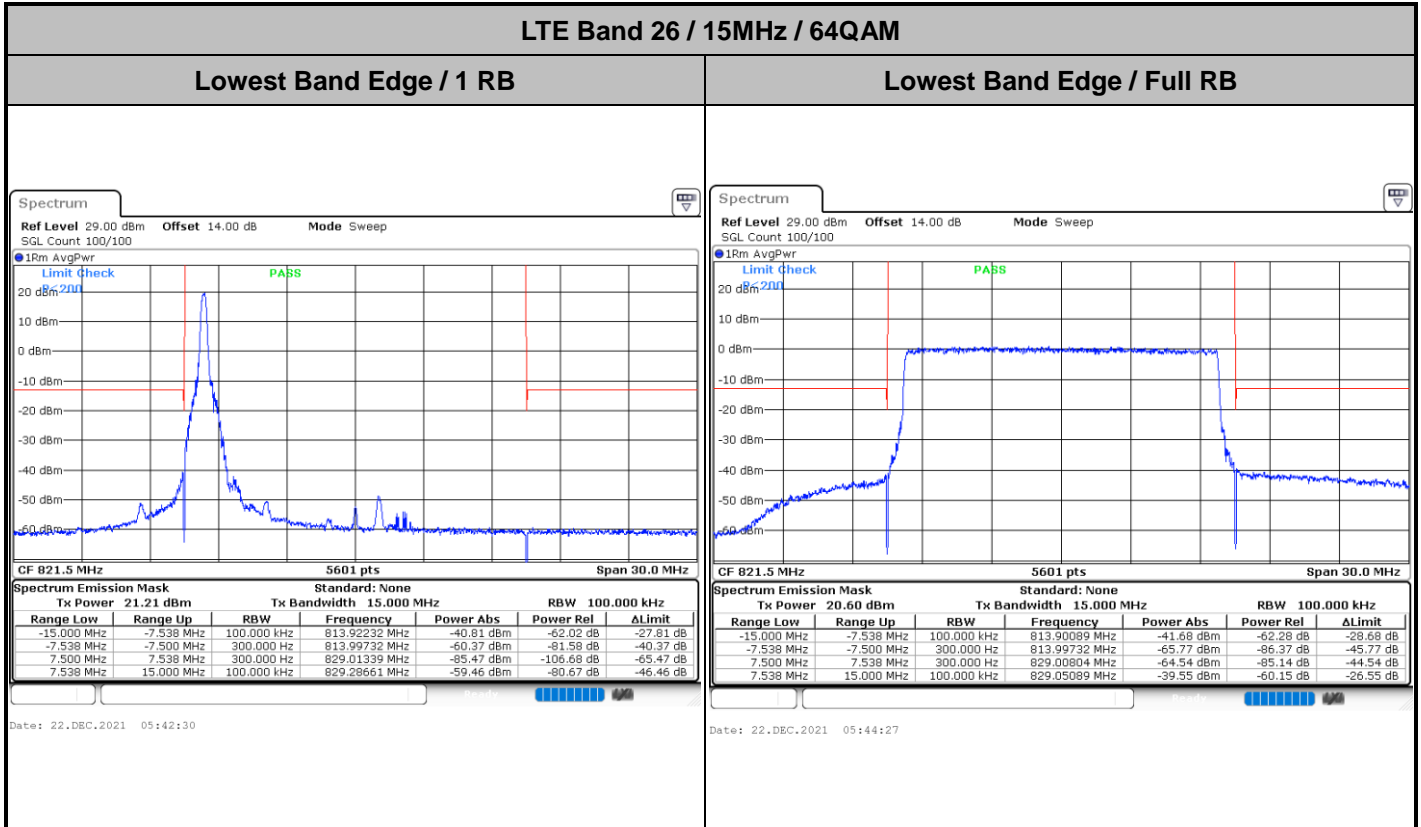


Date: 22.DEC.2021 05:26:51

Lowest Band Edge / Full RB

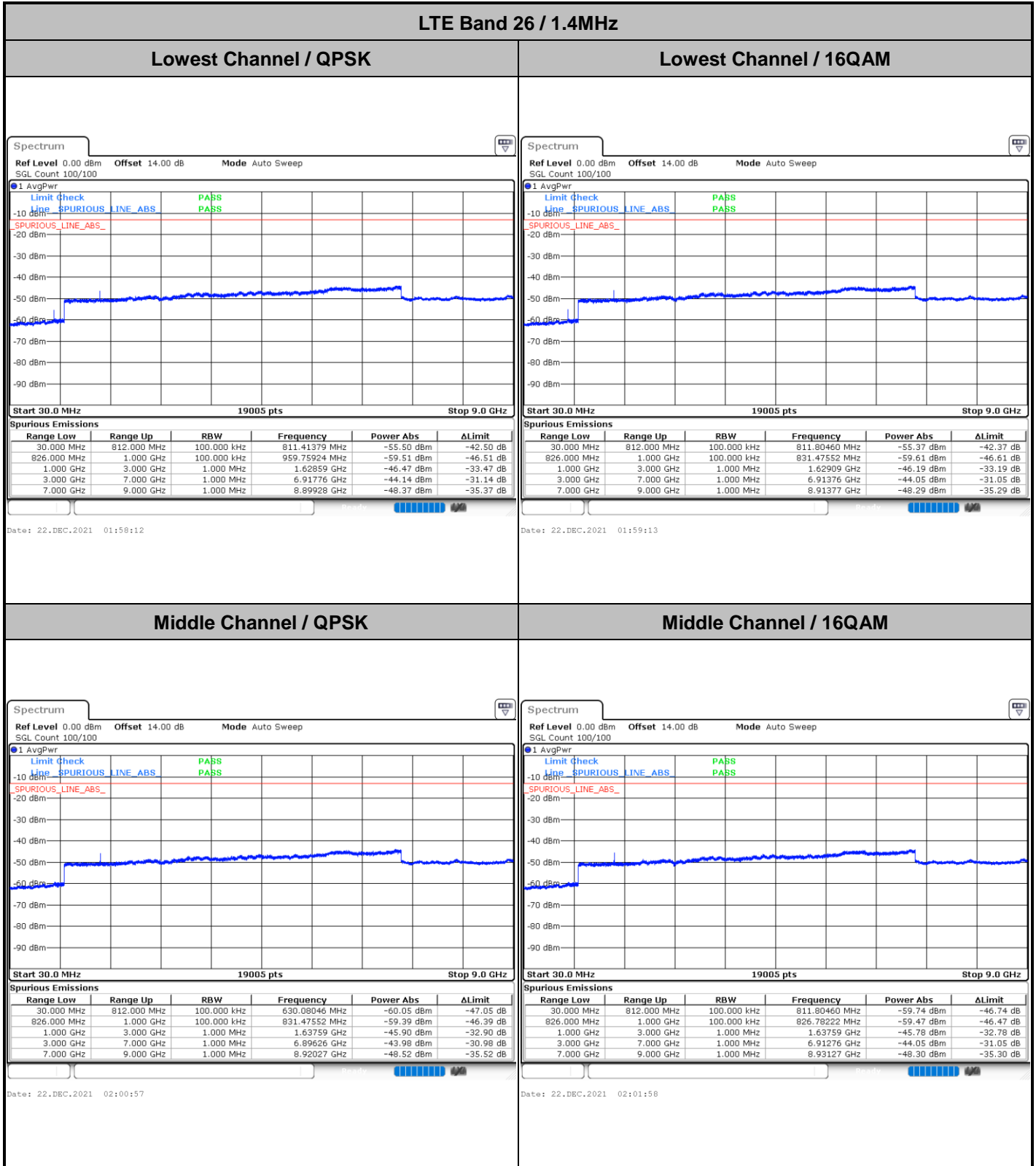


Date: 22.DEC.2021 05:30:45





Conducted Spurious Emission

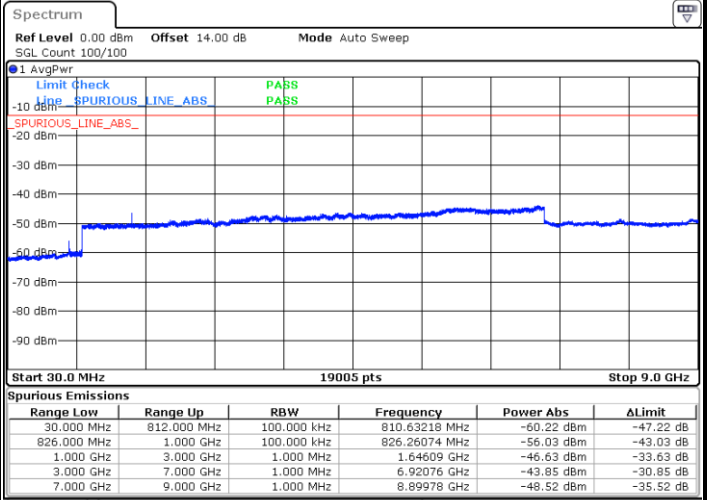
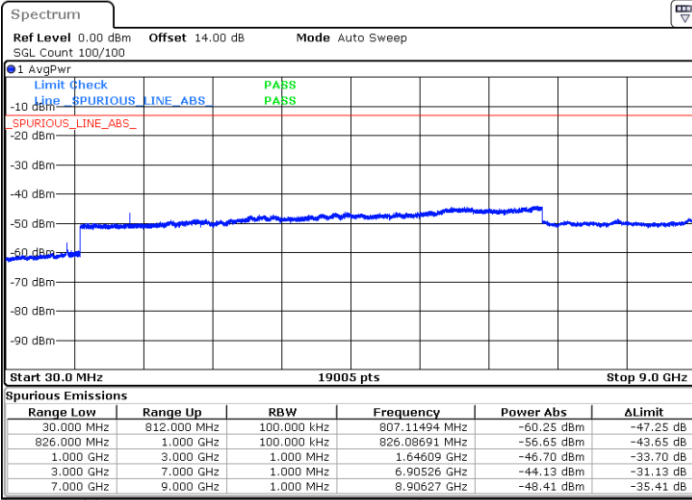




LTE Band 26 / 1.4MHz

Highest Channel / QPSK

Highest Channel / 16QAM



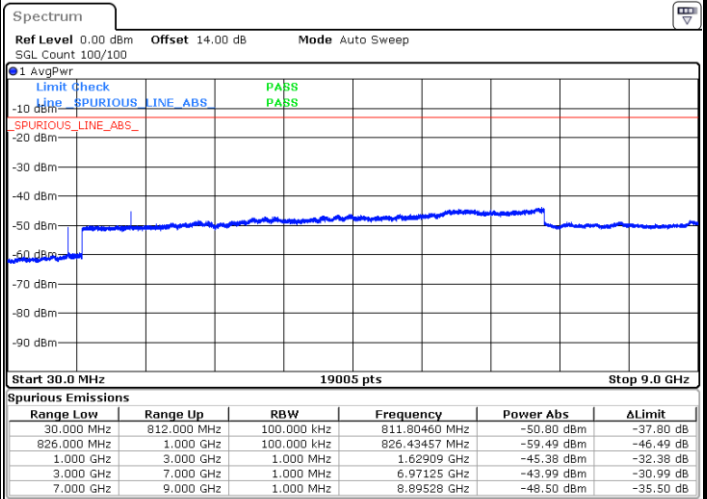
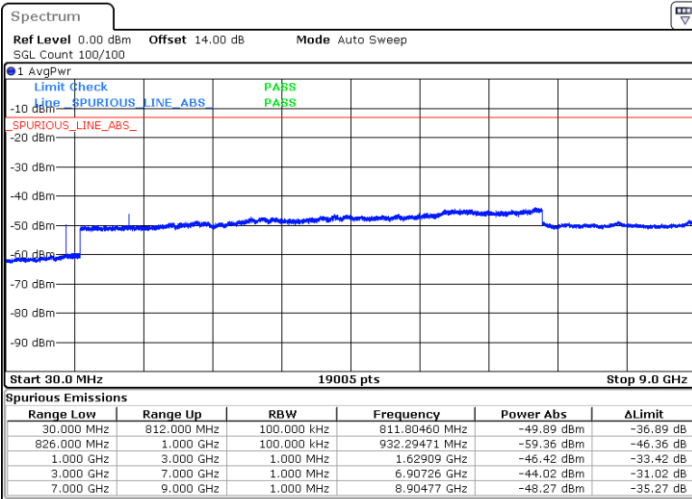
Date: 22.DEC.2021 02:03:42

Date: 22.DEC.2021 02:04:43

LTE Band 26 / 3MHz

Lowest Channel / QPSK

Lowest Channel / 16QAM



Date: 22.DEC.2021 05:57:35

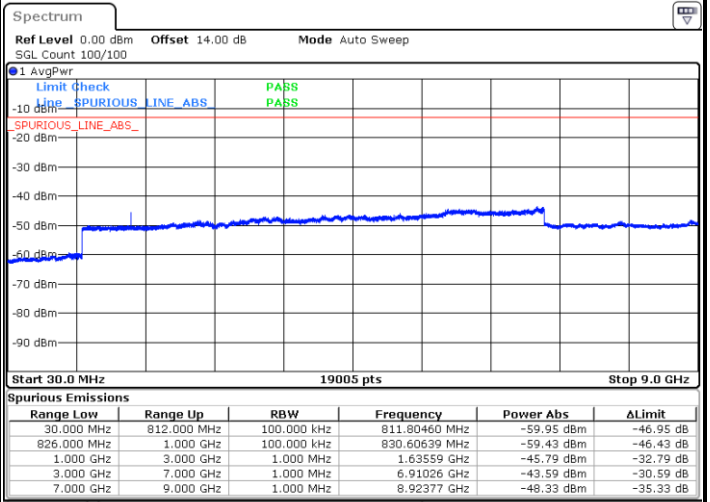
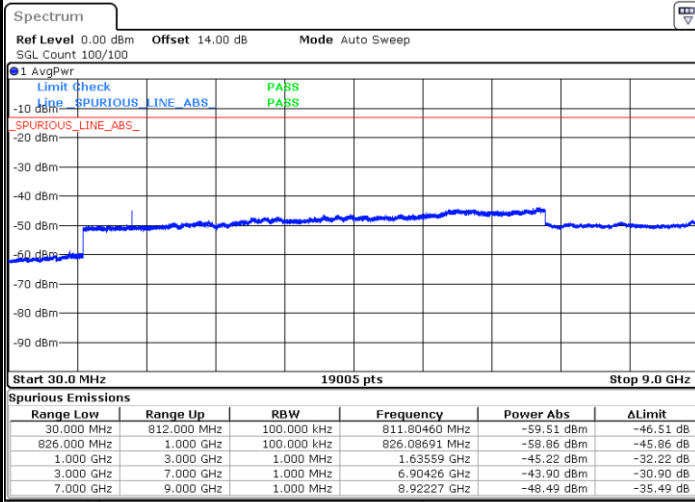
Date: 22.DEC.2021 05:58:26



LTE Band 26 / 3MHz

Middle Channel / QPSK

Middle Channel / 16QAM

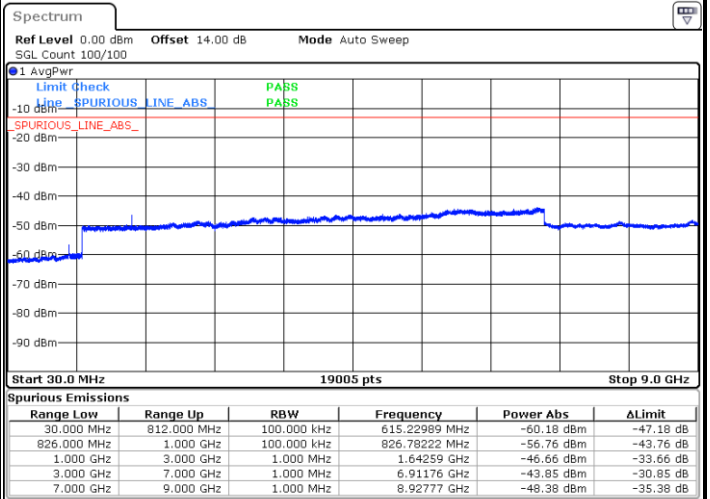
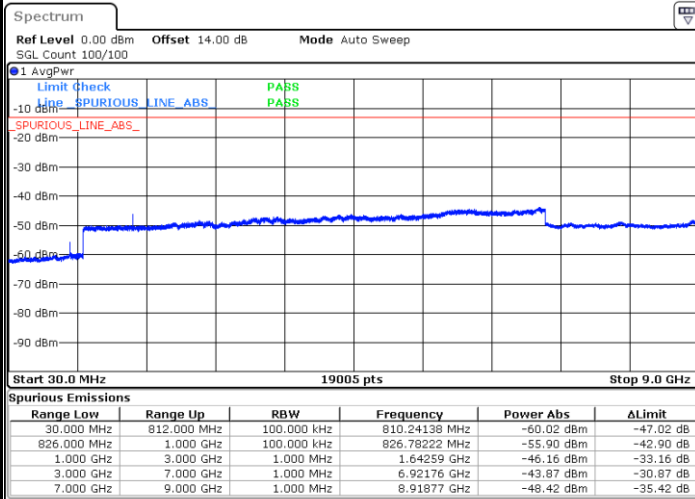


Date: 22.DEC.2021 06:00:00

Date: 22.DEC.2021 06:00:51

Highest Channel / QPSK

Highest Channel / 16QAM



Date: 22.DEC.2021 06:02:25

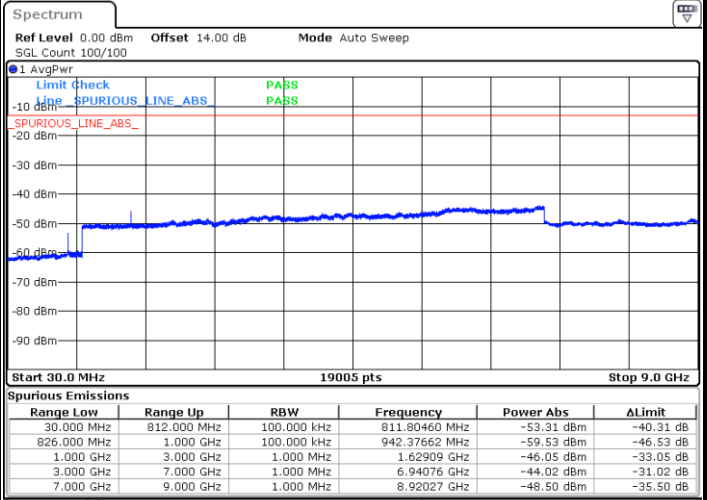
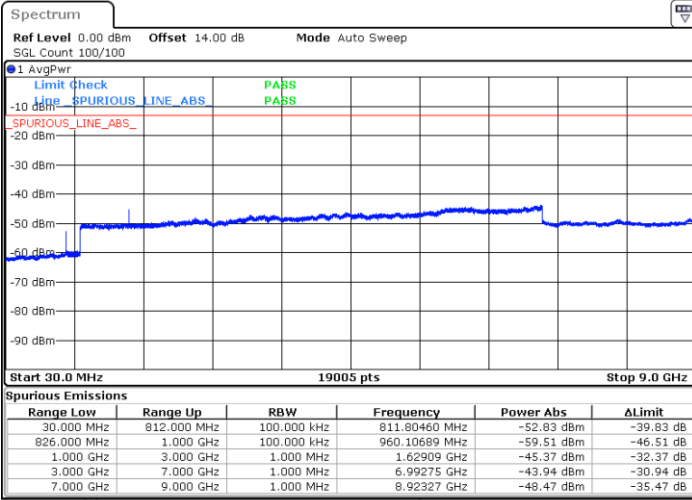
Date: 22.DEC.2021 06:03:16



LTE Band 26 / 5MHz

Lowest Channel / QPSK

Lowest Channel / 16QAM

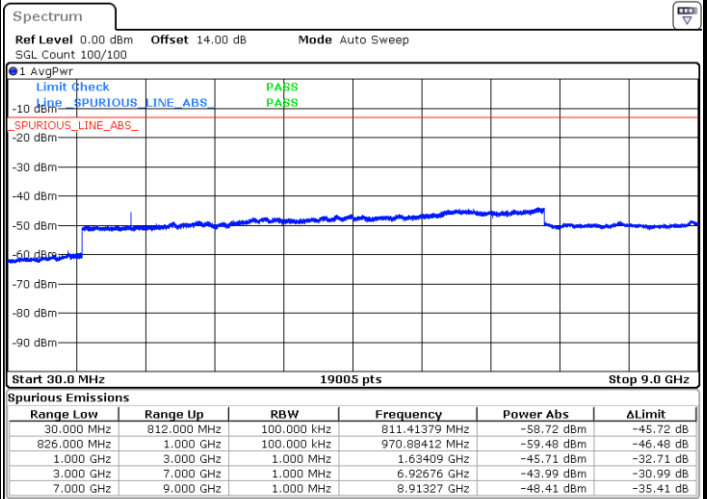
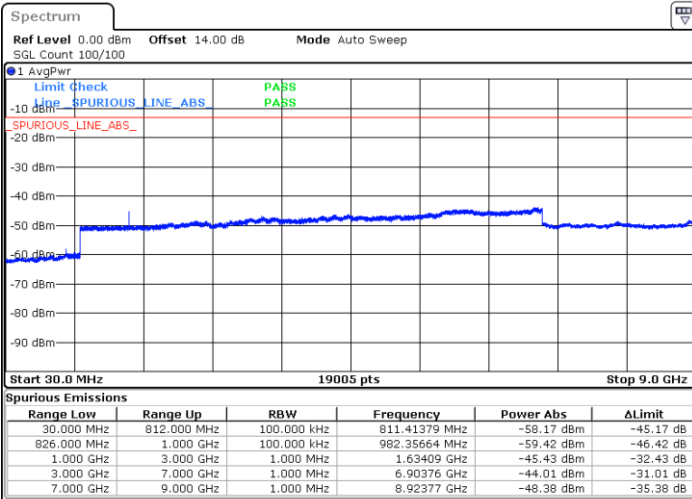


Date: 22.DEC.2021 06:04:51

Date: 22.DEC.2021 06:05:41

Middle Channel / QPSK

Middle Channel / 16QAM



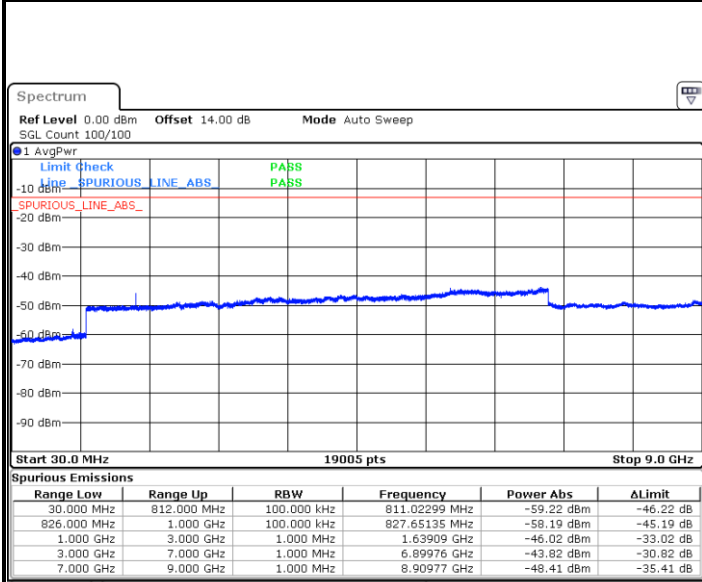
Date: 22.DEC.2021 06:07:16

Date: 22.DEC.2021 06:08:07



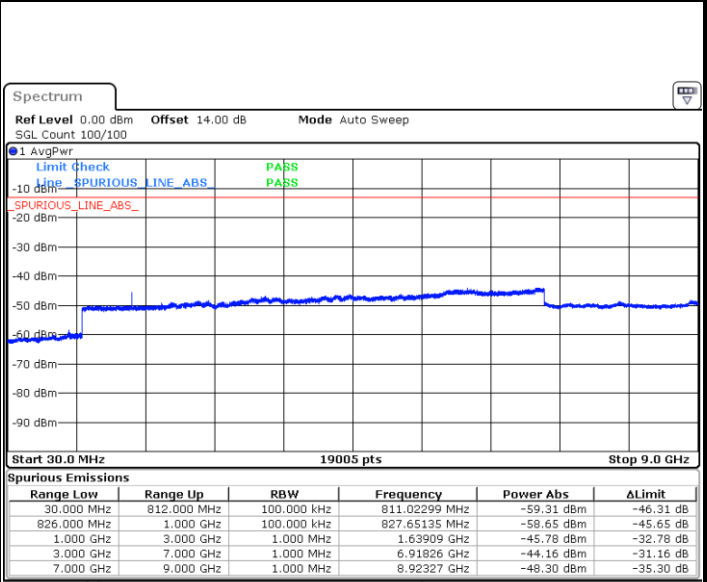
LTE Band 26 / 5MHz

Highest Channel / QPSK



Date: 22.DEC.2021 06:09:41

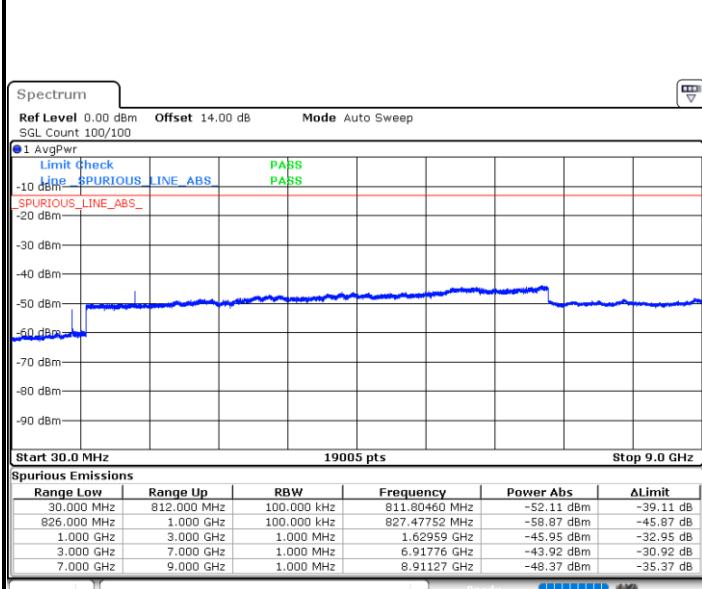
Highest Channel / 16QAM



Date: 22.DEC.2021 06:10:32

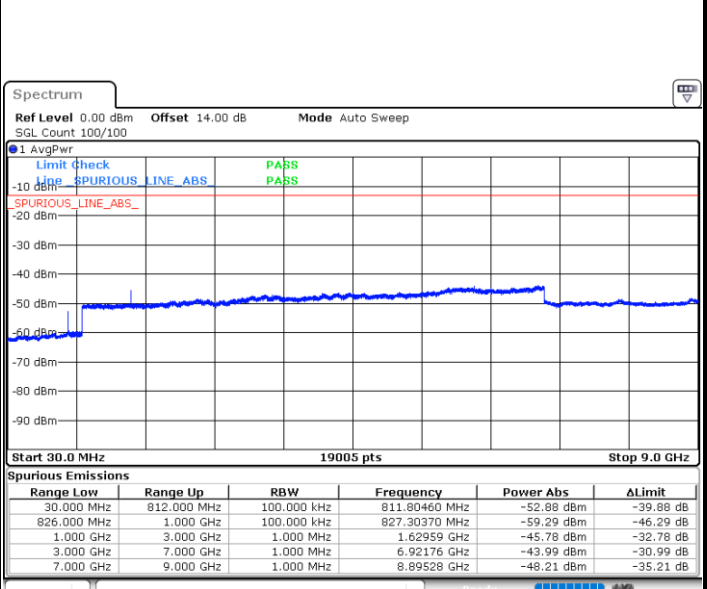
LTE Band 26 / 10MHz

Middle Channel / QPSK

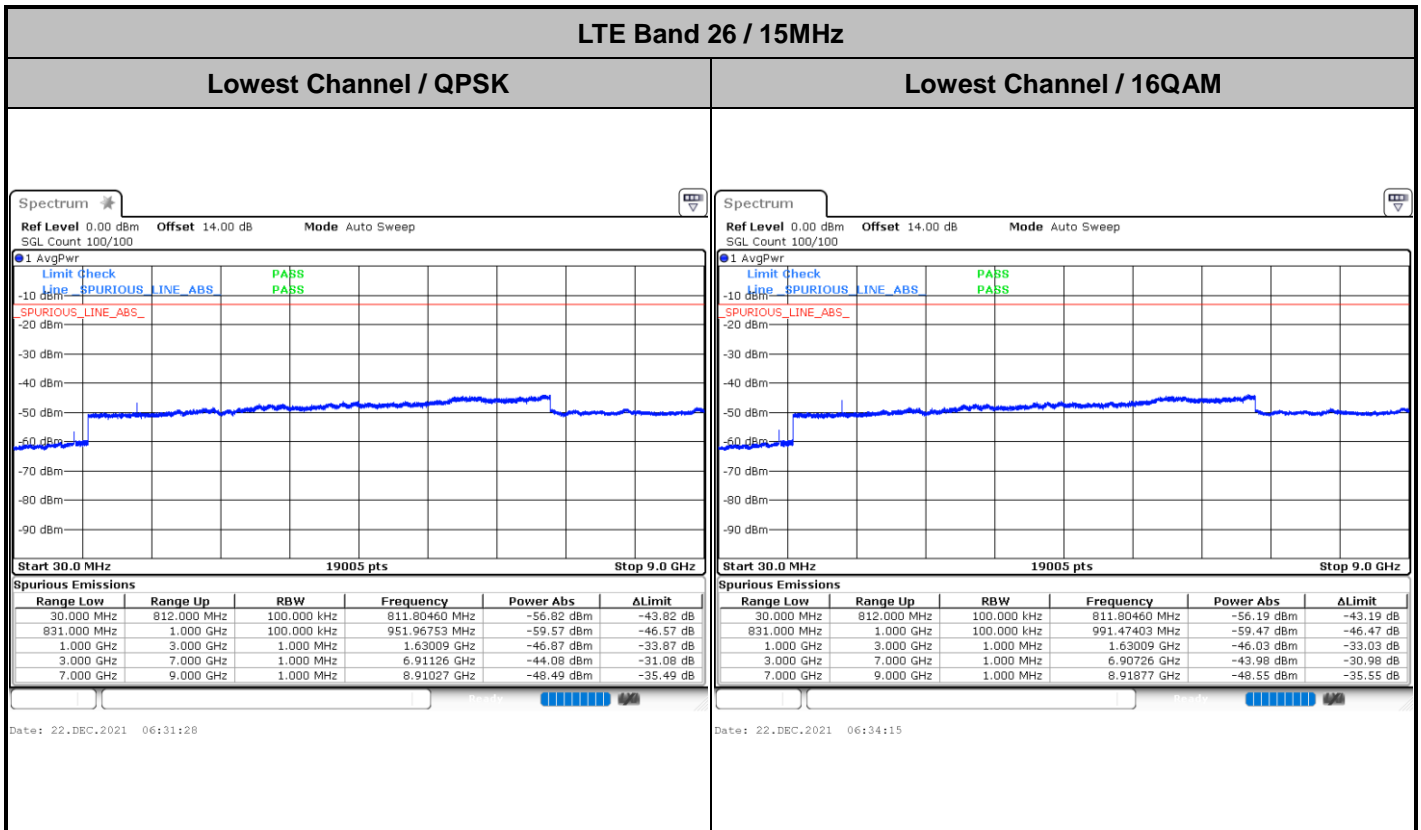


Date: 22.DEC.2021 06:12:06

Middle Channel / 16QAM



Date: 22.DEC.2021 06:12:57

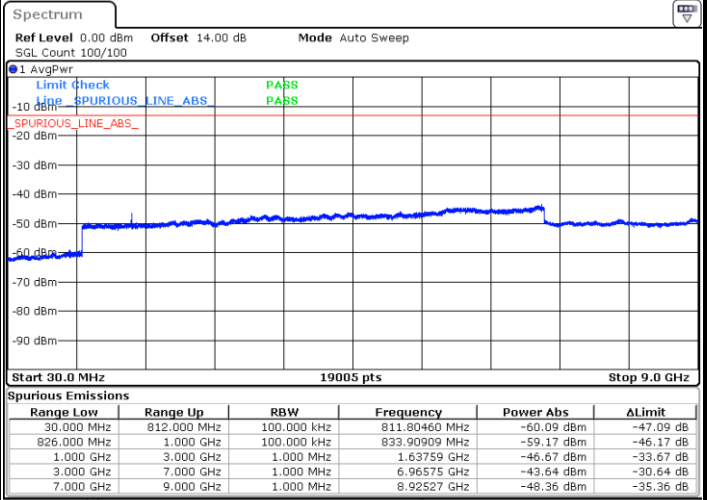
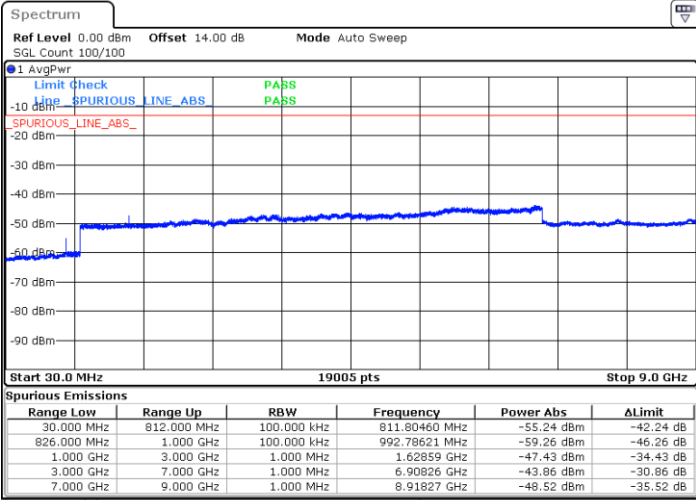




LTE Band 26 / 1.4MHz

Lowest Channel / 64QAM

Middle Channel / 64QAM

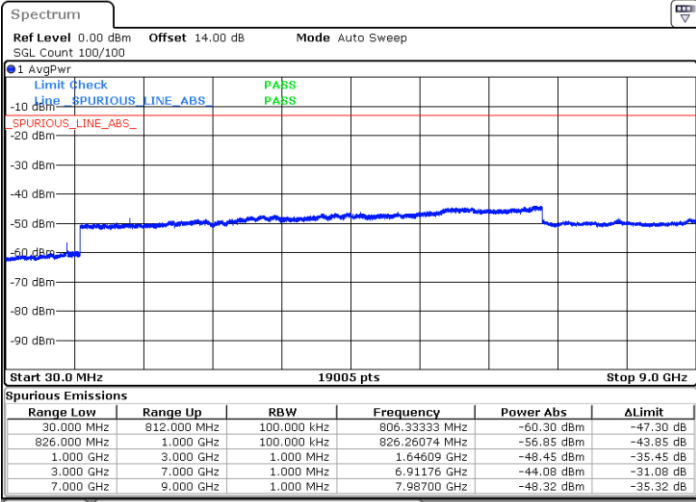


Date: 22.DEC.2021 02:06:05

Date: 22.DEC.2021 02:07:28

Highest Channel / 64QAM

N/A



Date: 22.DEC.2021 02:08:50

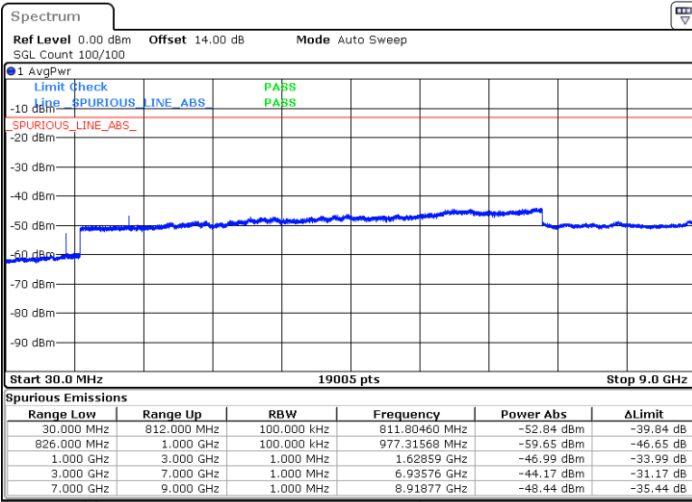
Blank



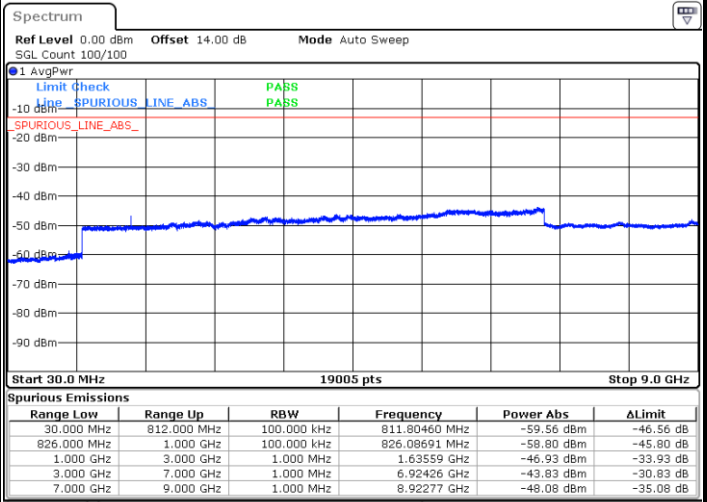
LTE Band 26 / 3MHz

Lowest Channel / 64QAM

Middle Channel / 64QAM



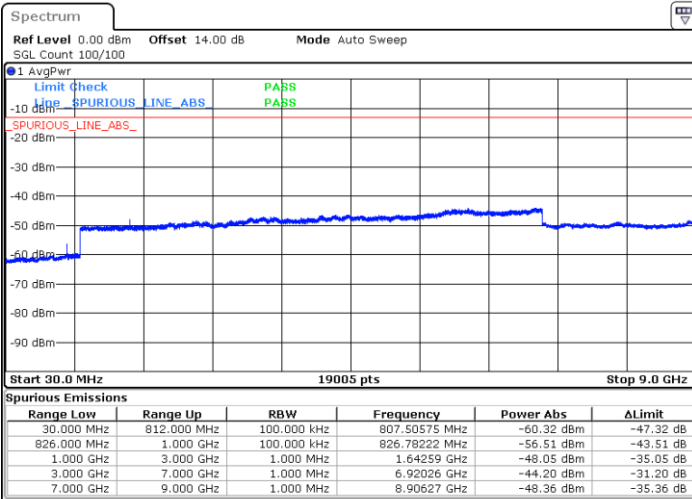
Date: 22.DEC.2021 05:45:40



Date: 22.DEC.2021 05:46:53

Highest Channel / 64QAM

N/A



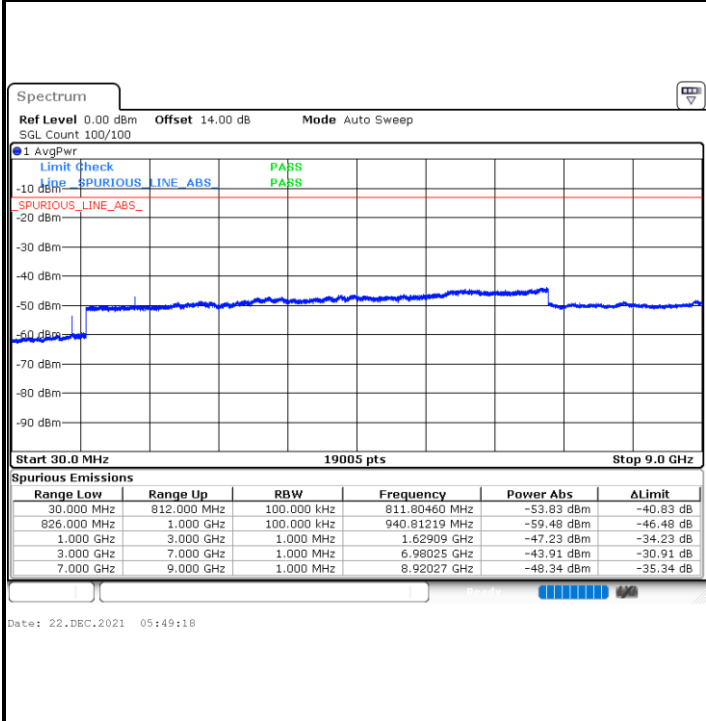
Date: 22.DEC.2021 05:48:05

Blank

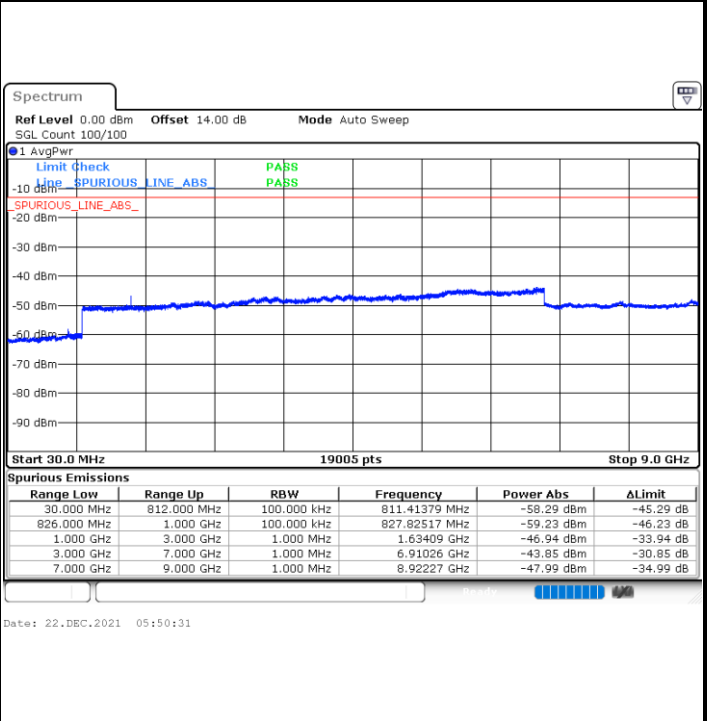


LTE Band 26 / 5MHz

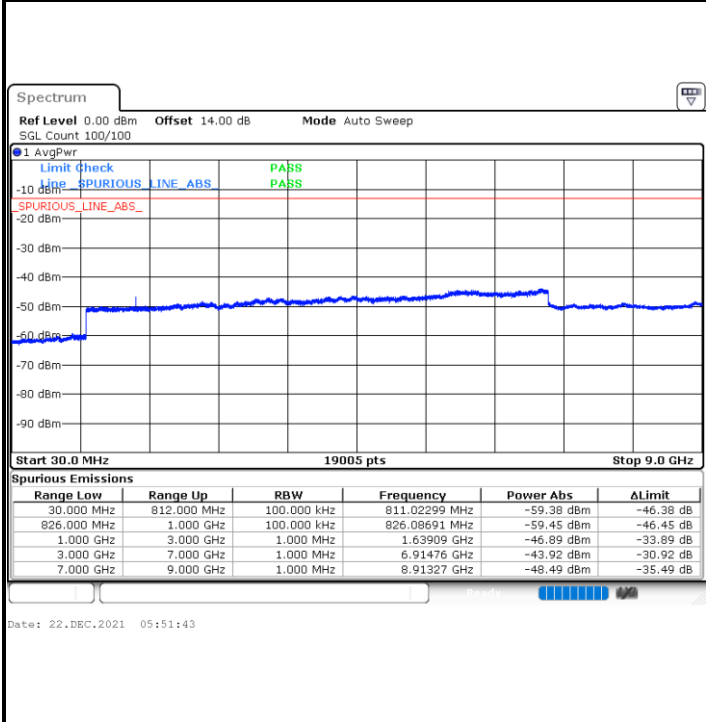
Lowest Channel / 64QAM



Middle Channel / 64QAM

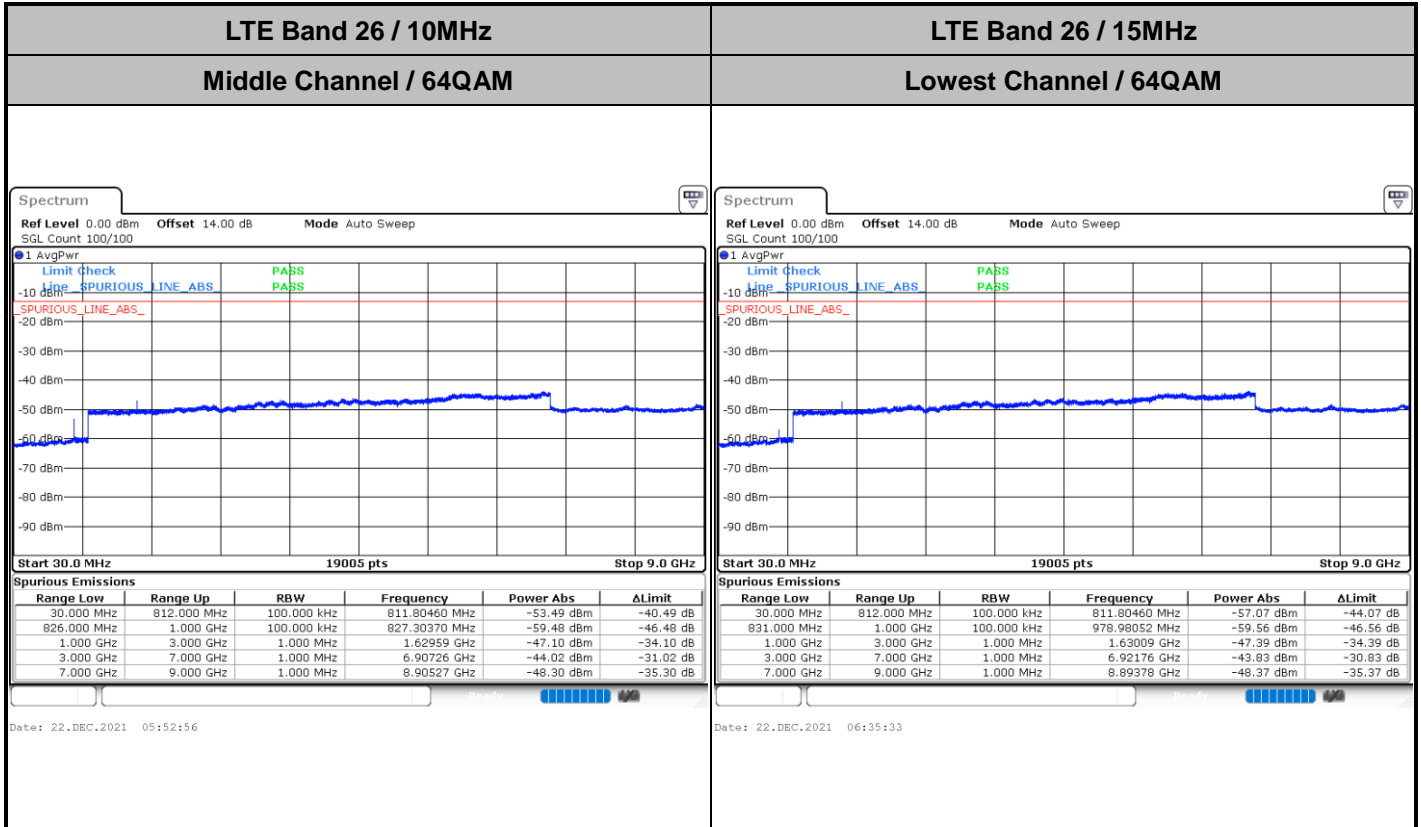


Highest Channel / 64QAM



N/A

Blank





Frequency Stability

Test Conditions		LTE Band 26 (QPSK) / Middle Channel	Limit
Temperature (°C)	Voltage (Volt)	BW 10MHz	Note 2.
		Deviation (ppm)	Result
50	Normal Voltage	0.0004	PASS
40	Normal Voltage	0.0002	
30	Normal Voltage	0.0005	
20(Ref.)	Normal Voltage	0.0000	
10	Normal Voltage	0.0006	
0	Normal Voltage	0.0004	
-10	Normal Voltage	0.0007	
-20	Normal Voltage	0.0002	
-30	Normal Voltage	0.0001	
20	Maximum Voltage	0.0001	
20	Normal Voltage	0.0007	
20	Battery End Point	0.0009	

Note:

1. Normal Voltage =3.87 V. ; Battery End Point (BEP) =3.5 V. ; Maximum Voltage =4.45 V.
2. Note: The frequency fundamental emissions stay within the authorized frequency block.



Test Conditions		LTE Band 26 (QPSK) / Low Channel	Limit
Temperature (°C)	Voltage (Volt)	BW 15MHz	Note 2.
		Deviation (ppm)	Result
50	Normal Voltage	0.0002	PASS
40	Normal Voltage	0.0004	
30	Normal Voltage	0.0007	
20(Ref.)	Normal Voltage	0.0000	
10	Normal Voltage	0.0005	
0	Normal Voltage	0.0006	
-10	Normal Voltage	0.0010	
-20	Normal Voltage	0.0009	
-30	Normal Voltage	0.0011	
20	Maximum Voltage	0.0016	
20	Normal Voltage	0.0000	
20	Battery End Point	0.0006	

Note:

1. Normal Voltage =3.87 V. ; Battery End Point (BEP) =3.5 V. ; Maximum Voltage =4.45 V.
2. Note: The frequency fundamental emissions stay within the authorized frequency block.



Appendix B. Test Results of Radiated Test

Radiated Spurious Emission

Test Engineer :	KuangJia/WenBo Xiao	Temperature :	22~25°C
		Relative Humidity :	48~52%

LTE Band 26 / 5MHz / QPSK									
Channel	Frequency (MHz)	ERP (dBm)	Limit (dBm)	Over Limit (dB)	SPA Reading (dBm)	S.G. Power (dBm)	TX Cable loss (dB)	TX Antenna Gain (dBi)	Polarization (H/V)
Middle	1668.5	-64.31	-13	-51.31	-75.96	-67.56	4.00	9.40	H
	2502.75	-58.83	-13	-45.83	-77.60	-62.40	4.88	10.60	H
	3337	-58.03	-13	-45.03	-79.00	-62.96	5.52	12.60	H
	1668.5	-63.82	-13	-50.82	-76.14	-67.07	4.00	9.40	V
	2502.75	-58.91	-13	-45.91	-77.94	-62.48	4.88	10.60	V
	3337	-57.72	-13	-44.72	-79.19	-62.65	5.52	12.60	V

Remark: Spurious emissions within 30-1000MHz were found more than 20dB below limit line.

LTE Band 26 / 10MHz / QPSK									
Channel	Frequency (MHz)	EIRP (dBm)	Limit (dBm)	Over Limit (dB)	SPA Reading (dBm)	S.G. Power (dBm)	TX Cable loss (dB)	TX Antenna Gain (dBi)	Polarization (H/V)
Middle	1664	-64.34	-13	-51.34	-75.99	-67.59	4.00	9.40	H
	2496	-58.92	-13	-45.92	-77.69	-62.49	4.88	10.60	H
	3328	-58.05	-13	-45.05	-79.02	-62.98	5.52	12.60	H
	1664	-63.72	-13	-50.72	-76.04	-66.97	4.00	9.40	V
	2496	-58.42	-13	-45.42	-77.45	-61.99	4.88	10.60	V
	3328	-57.38	-13	-44.38	-78.85	-62.31	5.52	12.60	V

Remark: Spurious emissions within 30-1000MHz were found more than 20dB below limit line.

LTE Band 26 / 15MHz / QPSK									
Channel	Frequency (MHz)	EIRP (dBm)	Limit (dBm)	Over Limit (dB)	SPA Reading (dBm)	S.G. Power (dBm)	TX Cable loss (dB)	TX Antenna Gain (dBi)	Polarization (H/V)
Middle	1649.5	-64.33	-13	-51.33	-75.89	-67.58	4.00	9.40	H
	2474.25	-58.90	-13	-45.90	-77.54	-62.47	4.88	10.60	H
	3299	-58.03	-13	-45.03	-78.81	-62.96	5.52	12.60	H
	1649.5	-63.58	-13	-50.58	-75.78	-66.83	4.00	9.40	V
	2474.25	-58.91	-13	-45.91	-77.87	-62.48	4.88	10.60	V
	3299	-57.16	-13	-44.16	-78.83	-62.09	5.52	12.60	V

Remark: Spurious emissions within 30-1000MHz were found more than 20dB below limit line.