



FCC RADIO TEST REPORT

FCC ID : HLZA24004
Equipment : Tablet PC
Brand Name : acer
Model Name : A24004
Marketing Name : Acer Iconia Tab P10, P10-21
Applicant : Acer Incorporated
8F., No. 88, Sec. 1, Xintai 5th Rd., Xizhi Dist., New Taipei City
22181, Taiwan (R.O.C)
Manufacturer : Acer Incorporated
8F., No. 88, Sec. 1, Xintai 5th Rd., Xizhi Dist., New Taipei City
22181, Taiwan (R.O.C)
Standard : FCC Part 15 Subpart C §15.247

The product was received on May 21, 2024 and testing was performed from May 29, 2024 to Jun. 17, 2024. We, Sporton International Inc. Wensan Laboratory, would like to declare that the tested sample has been evaluated in accordance with the test procedures and has been in compliance with the applicable technical standards.

The test results in this report apply exclusively to the tested model / sample. Without written approval from Sporton International Inc. Wensan Laboratory, the test report shall not be reproduced except in full.

Approved by: Louis Wu

Sporton International Inc. Wensan Laboratory

No.58, Aly. 75, Ln. 564, Wenhua 3rd, Rd., Guishan Dist., Taoyuan City 333010, Taiwan (R.O.C.)



Table of Contents

History of this test report..... 3

Summary of Test Result..... 4

1 General Description..... 5

 1.1 Product Feature of Equipment Under Test..... 5

 1.2 Modification of EUT 6

 1.3 Testing Location 6

 1.4 Applicable Standards..... 6

2 Test Configuration of Equipment Under Test 7

 2.1 Carrier Frequency Channel 7

 2.2 Test Mode..... 8

 2.3 Connection Diagram of Test System..... 9

 2.4 Support Unit used in test configuration and system 9

 2.5 EUT Operation Test Setup 10

 2.6 Measurement Results Explanation Example..... 10

3 Test Result..... 11

 3.1 6dB and 99% Bandwidth Measurement 11

 3.2 Output Power Measurement..... 12

 3.3 Power Spectral Density Measurement 13

 3.4 Conducted Band Edges and Spurious Emission Measurement 14

 3.5 Radiated Band Edges and Spurious Emission Measurement 15

 3.6 AC Conducted Emission Measurement..... 19

 3.7 Antenna Requirements 21

4 List of Measuring Equipment 22

5 Measurement Uncertainty 23

Appendix A. Conducted Test Results

Appendix B. AC Conducted Emission Test Result

Appendix C. Radiated Spurious Emission Test Data

Appendix D. Duty Cycle Plots

Appendix E. Setup Photographs



History of this test report

Report No.	Version	Description	Issue Date
FR450907B	01	Initial issue of report	Jun. 25, 2024



Summary of Test Result

Report Clause	Ref Std. Clause	Test Items	Result (PASS/FAIL)	Remark
3.1	15.247(a)(2)	6dB Bandwidth	Pass	-
3.1	2.1049	99% Occupied Bandwidth	Reporting only	-
3.2	15.247(b)(3) 15.247(b)(4)	Output Power	Pass	-
3.3	15.247(e)	Power Spectral Density	Pass	-
3.4	15.247(d)	Conducted Band Edges and Spurious Emission	Pass	-
3.5	15.247(d)	Radiated Band Edges and Spurious Emission	Pass	6.04 dB under the limit at 30.97 MHz and 347.19 MHz
3.6	15.207	AC Conducted Emission	Pass	12.39 dB under the limit at 2.00 MHz
3.7	15.203	Antenna Requirement	Pass	-

Conformity Assessment Condition:

1. The test results (PASS/FAIL) with all measurement uncertainty excluded are presented against the regulation limits or in accordance with the requirements stipulated by the applicant/manufacturer who shall bear all the risks of non-compliance that may potentially occur if measurement uncertainty is taken into account.
2. The measurement uncertainty please refer to each test result in the section "Measurement Uncertainty".

Disclaimer:

The product specifications of the EUT presented in the test report that may affect the test assessments are declared by the manufacturer who shall take full responsibility for the authenticity.

Reviewed by: Keven Cheng

Report Producer: Rebecca Wu



1 General Description

1.1 Product Feature of Equipment Under Test

Product Feature	
General Specs Bluetooth, Wi-Fi 2.4GHz 802.11b/g/n, Wi-Fi 5GHz 802.11a/n/ac, and GNSS.	
Antenna Type WLAN: PIFA Antenna Bluetooth: PIFA Antenna GPS / Glonass / BDS: FPC Antenna	

Antenna information		
2400 MHz ~ 2483.5 MHz	Peak Gain (dBi)	-2.34

SKU List			
	SKU1_4G+64G	SKU2_4G+64G	SKU3_6G+128G
PCB	GuangDong Kingshine Electronic Technology Co., Ltd. M100TCR110	GuangDong Kingshine Electronic Technology Co., Ltd. M100TCR110	GuangDong Kingshine Electronic Technology Co.ltd M100TCR110
Front Camera	Shenzhen GALAXYCORE Electronic Co., Ltd. GC05A2	Shenzhen GALAXYCORE Electronic Co., Ltd. GC05A2	Shenzhen GALAXYCORE Electronic Co., Ltd. GC05A2
Rear Camera	HIVAC Technology Group OV13850R2A	HIVAC Technology Group OV13850R2A	HIVAC Technology Group OV13850R2A
DDR	Shenzhen Longsys Electronics Co., Ltd. MLXC4004G-W6	ChangXin Memory Electronics, INC. KL4X321CQ-C7A	Shenzhen Longsys Electronics Co., Ltd. FLXC4006G-63
UFS	Shenzhen Longsys Electronics Co., Ltd. FEUDNN64G-C2G07	Shenzhen Longsys Electronics Co., Ltd. FEUDNN64G-C2G07	Shenzhen Longsys Electronics Co., Ltd. FEUDNN128G-C2G07

SKU List			
	SKU4_6G+128G	SKU5_6G+256G	SKU6_6G+256G
PCB	GuangDong Kingshine Electronic Technology Co., Ltd. M100TCR110	GuangDong Kingshine Electronic Technology Co.ltd M100TCR110	GuangDong Kingshine Electronic Technology Co., Ltd. M100TCR110
Front Camera	Shenzhen GALAXYCORE Electronic Co., Ltd. GC05A2	Shenzhen GALAXYCORE Electronic Co., Ltd. GC05A2	Shenzhen GALAXYCORE Electronic Co., Ltd. GC05A2
Rear Camera	HIVAC Technology Group OV13850R2A	HIVAC Technology Group OV13850R2A	HIVAC Technology Group OV13850R2A
DDR	ChangXin Memory Electronics, INC. KL4X480CO-D2M	Shenzhen Longsys Electronics Co., Ltd. FLXC4006G-63	ChangXin Memory Electronics, INC. KL4X480CO-D2M
UFS	SHENZHEN SHICHUANGYI ELECTRONICS Co., Ltd. U128EYNW2AFE00	Shenzhen Longsys Electronics Co., Ltd. FEUDNN256G-C2G07	SHENZHEN SHICHUANGYI ELECTRONICS Co., Ltd. U256EYNW4AFE00

Remark: The EUT's information above is declared by manufacturer. Please refer to Disclaimer in report summary.



1.2 Modification of EUT

No modifications made to the EUT during the testing.

1.3 Testing Location

Test Site	Sporton International Inc. Wensan Laboratory
Test Site Location	No.58, Aly. 75, Ln. 564, Wenhua 3rd, Rd., Guishan Dist., Taoyuan City 333010, Taiwan (R.O.C.) TEL: +886-3-327-0868 FAX: +886-3-327-0855
Test Site No.	Sporton Site No. TH05-HY, CO07-HY, 03CH23-HY

Note: The test site complies with ANSI C63.4 2014 requirement.

FCC designation No.: TW3786

1.4 Applicable Standards

According to the specifications declared by the manufacturer, the EUT must comply with the requirements of the following standards:

- ♦ FCC Part 15 Subpart C §15.247
- ♦ FCC KDB Publication No. 558074 D01 15.247 Meas Guidance v05r02
- ♦ FCC KDB 414788 D01 Radiated Test Site v01r01
- ♦ ANSI C63.10-2013

Remark:

1. All the test items were validated and recorded in accordance with the standards without any modification during the testing.
2. The TAF code is not including all the FCC KDB listed without accreditation.



2 Test Configuration of Equipment Under Test

2.1 Carrier Frequency Channel

Frequency Band	Channel	Freq. (MHz)	Channel	Freq. (MHz)
2400-2483.5 MHz	0	2402	21	2444
	1	2404	22	2446
	2	2406	23	2448
	3	2408	24	2450
	4	2410	25	2452
	5	2412	26	2454
	6	2414	27	2456
	7	2416	28	2458
	8	2418	29	2460
	9	2420	30	2462
	10	2422	31	2464
	11	2424	32	2466
	12	2426	33	2468
	13	2428	34	2470
	14	2430	35	2472
	15	2432	36	2474
	16	2434	37	2476
	17	2436	38	2478
	18	2438	39	2480
	19	2440	-	-
20	2442	-	-	



2.2 Test Mode

- a. The EUT has been associated with peripherals and configuration operated in a manner tended to maximize its emission characteristics in a typical application. Frequency range investigated: conduction emission (150 kHz to 30 MHz), radiation emission (9 kHz to the 10th harmonic of the highest fundamental frequency or to 40 GHz, whichever is lower). For radiated measurement, the measured emission level of the EUT was maximized by rotating the EUT on a turntable, adjusting the orientation of the EUT and EUT antenna in three orthogonal axis (X: flat, Y: portrait, Z: landscape), and adjusting the measurement antenna orientation, following C63.10 exploratory test procedures and only the worst case emissions were reported in this report.
- b. AC power line Conducted Emission was tested under maximum output power.

The following summary table is showing all test modes to demonstrate in compliance with the standard.

Summary table of Test Cases	
Test Item	Data Rate / Modulation
Conducted Test Cases	Bluetooth – LE / GFSK
	Mode 1: Bluetooth Tx CH00_2402 MHz_1Mbps
	Mode 2: Bluetooth Tx CH19_2440 MHz_1Mbps
	Mode 3: Bluetooth Tx CH39_2480 MHz_1Mbps
Radiated Test Cases	Mode 1: Bluetooth Tx CH00_2402 MHz_1Mbps
	Mode 2: Bluetooth Tx CH19_2440 MHz_1Mbps
	Mode 3: Bluetooth Tx CH39_2480 MHz_1Mbps
AC Conducted Emission	Mode 1: Bluetooth Link + WLAN (2.4GHz) Link + Battery + USB Cable (Charging form AC Adapter) for SKU5
Remark:	
1. For Radiated Test Cases, the tests were performed with SKU5 and SKU6.	
2. For radiation spurious emission, the modulation and the data rate picked for testing are determined by the Max. RF conducted power.	

2.3 Connection Diagram of Test System



2.4 Support Unit used in test configuration and system

Item	Equipment	Brand Name	Model Name	FCC ID	Data Cable	Power Cord
1.	Bluetooth Earphone	Sony Ericsson	MW600	PY7DDA-2029	N/A	N/A
2.	WLAN AP	ASUS	RT-AC52	MSQ-RTAC4A00	N/A	Unshielded, 1.8 m
3.	Notebook	DELL	Latitude 3400	FCC DoC	N/A	AC I/P: Unshielded, 1.2 m DC O/P: Shielded, 1.8 m



2.5 EUT Operation Test Setup

The RF test items, make the EUT (SW: Acer_AV0U0_P10-21_1.001.00_PAPAP_GEN1) get into the engineering modes to provide channel selection, power level, data rate and the application type and for continuous transmitting signals.

2.6 Measurement Results Explanation Example

For all conducted test items:

The offset level is set in the spectrum analyzer to compensate the RF cable loss and attenuator factor between EUT conducted output port and spectrum analyzer. With the offset compensation, the spectrum analyzer reading level is exactly the EUT RF output level.

Example :

The spectrum analyzer offset is derived from RF cable loss and attenuator factor.

Offset = RF cable loss + attenuator factor.

Following shows an offset computation example with cable loss 4.2 dB and 10 dB attenuator.

$$\begin{aligned} \text{Offset(dB)} &= \text{RF cable loss(dB)} + \text{attenuator factor(dB)}. \\ &= 4.2 + 10 = 14.2 \text{ (dB)} \end{aligned}$$

3 Test Result

3.1 6dB and 99% Bandwidth Measurement

3.1.1 Limit of 6dB and 99% Bandwidth

The minimum 6 dB bandwidth shall be at least 500 kHz.

3.1.2 Measuring Instruments

Please refer to the measuring equipment list in this test report.

3.1.3 Test Procedures

1. The testing follows the ANSI C63.10 Section 6.9.3 (OBW) and 11.8.1 (6dB BW).
2. The RF output of EUT is connected to the spectrum analyzer by RF cable and attenuator. The path loss is compensated to the results for each measurement.
3. Set the maximum power setting and enable the EUT to transmit continuously.
4. Make the measurement with the spectrum analyzer's resolution bandwidth (RBW) = 100 kHz. Set the Video bandwidth (VBW) = 300 kHz. In order to make an accurate measurement. The 6dB bandwidth must be greater than 500 kHz.
5. For 99% Bandwidth Measurement, the spectrum analyzer's resolution bandwidth (RBW) is set 1-5% of the emission bandwidth and set the Video bandwidth (VBW) $\geq 3 * RBW$.
6. Measure and record the results in the test report.

3.1.4 Test Setup



3.1.5 Test Result of 6dB Bandwidth

Please refer to Appendix A.

3.1.6 Test Result of 99% Occupied Bandwidth

Please refer to Appendix A.

3.2 Output Power Measurement

3.2.1 Limit of Output Power

For systems using digital modulation in the 2400-2483.5 MHz, the limit for output power is 30 dBm. If transmitting antenna of directional gain greater than 6 dBi is used, the peak output power from the intentional radiator shall be reduced below the above stated value by the amount in dB that the directional gain of the antenna exceeds 6 dBi. In case of point-to-point operation, the limit has to be reduced by 1 dB for every 3 dB that the directional gain of the antenna exceeds 6 dBi.

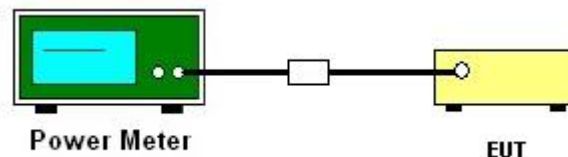
3.2.2 Measuring Instruments

Please refer to the measuring equipment list in this test report.

3.2.3 Test Procedures

1. For Average Power, the testing follows ANSI C63.10 Section 11.9.2.3.2 Method AVGPM-G
2. The RF output of EUT is connected to the power meter by RF cable and attenuator.
3. The path loss is compensated to the results for each measurement.
4. Set the maximum power setting and enable the EUT to transmit continuously.
5. Measure the conducted output power and record the results in the test report.

3.2.4 Test Setup



3.2.5 Test Result of Average Output Power

Please refer to Appendix A.

3.3 Power Spectral Density Measurement

3.3.1 Limit of Power Spectral Density

The peak power spectral density shall not be greater than 8 dBm in any 3 kHz band at any time interval of continuous transmission.

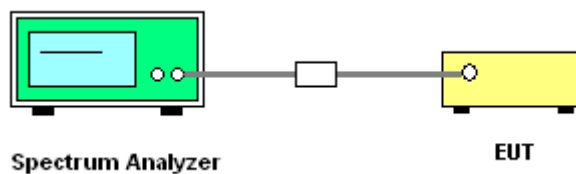
3.3.2 Measuring Instruments

Please refer to the measuring equipment list in this test report.

3.3.3 Test Procedures

1. The testing follows the ANSI C63.10 Section 11.10.2 Method PKPSD.
2. The RF output of EUT is connected to the spectrum analyzer by RF cable and attenuator. The path loss is compensated to the results for each measurement.
3. Set the maximum power setting and enable the EUT to transmit continuously.
4. Make the measurement with the spectrum analyzer's resolution bandwidth (RBW) = 3 kHz. Video bandwidth (VBW) = 10 kHz. In order to make an accurate measurement, set the span to 1.5 times DTS Channel Bandwidth. (6 dB BW)
5. Detector = peak, Sweep time = auto couple, Trace mode = max hold, Allow trace to fully stabilize. Use the peak marker function to determine the maximum power level.
6. Measure and record the results in the test report.
7. The Measured power density (dBm)/ 100 kHz is a reference level and is used as 20 dBc down limit line for Conducted Band Edges and Conducted Spurious Emission.

3.3.4 Test Setup



3.3.5 Test Result of Power Spectral Density

Please refer to Appendix A.

3.4 Conducted Band Edges and Spurious Emission Measurement

3.4.1 Limit of Conducted Band Edges and Spurious Emission

All harmonics/spurious must be at least 30 dB down from the highest emission level within the authorized band.

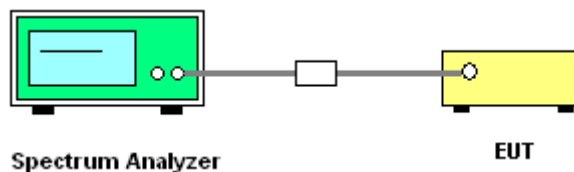
3.4.2 Measuring Instruments

Please refer to the measuring equipment list in this test report.

3.4.3 Test Procedure

1. The testing follows the ANSI C63.10 Section 11.11.3 Emission level measurement.
2. The RF output of EUT is connected to the spectrum analyzer by RF cable and attenuator. The path loss is compensated to the results for each measurement.
3. Set the maximum power setting and enable the EUT to transmit continuously.
4. Set RBW = 100 kHz, VBW = 300 kHz, Peak Detector. Unwanted Emissions measured in any 100 kHz bandwidth outside of the authorized frequency band shall be attenuated by at least 20 dB relative to the maximum in-band peak PSD level in 100 kHz when maximum peak conducted output power procedure is used. If the transmitter complies with the conducted power limits based on the use of RMS averaging over a time interval, the attenuation required under this paragraph shall be 30 dB instead of 20 dB.
5. Measure and record the results in the test report.
6. The RF fundamental frequency should be excluded against the limit line in the operating frequency band.

3.4.4 Test Setup



3.4.5 Test Result of Conducted Band Edges Plots

Please refer to Appendix A.

3.4.6 Test Result of Conducted Spurious Emission Plots

Please refer to Appendix A.



3.5 Radiated Band Edges and Spurious Emission Measurement

3.5.1 Limit of Radiated Band Edges and Spurious Emission

In any 100 kHz bandwidth outside the intentional radiator frequency band, all harmonics/spurious must be at least 20 dB below the highest emission level within the authorized band. If the transmitter complies with the conducted power limits based on the use of RMS averaging over a time interval, the attenuation required shall be 30 dB instead of 20 dB. In addition, radiated emissions which fall in the restricted bands must also comply with the limits as below.

Frequency (MHz)	Field Strength (microvolts/meter)	Measurement Distance (meters)
0.009 – 0.490	2400/F(kHz)	300
0.490 – 1.705	24000/F(kHz)	30
1.705 – 30.0	30	30
30 – 88	100	3
88 – 216	150	3
216 - 960	200	3
Above 960	500	3

3.5.2 Measuring Instruments

Please refer to the measuring equipment list in this test report.

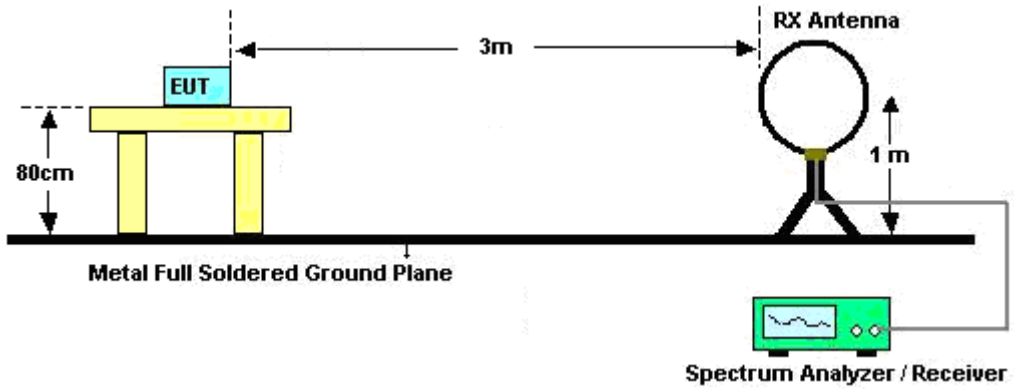


3.5.3 Test Procedures

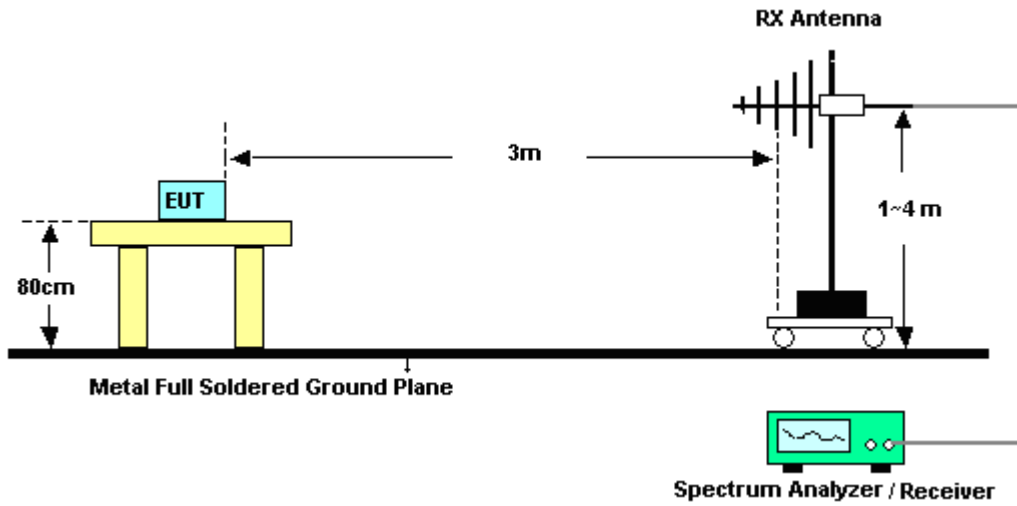
1. The testing follows the ANSI C63.10 Section 11.12.1 Radiated emission measurements.
2. The EUT is arranged to its worst case and then tune the antenna tower (from 1 m to 4 m) and turntable (from 0 degree to 360 degrees) to find the maximum reading. A pre-amp and a high pass filter are used for the test in order to get better signal level.
3. The EUT is placed on a turntable with 0.8 meter for frequency below 1 GHz and 1.5 meter for frequency above 1 GHz respectively above ground.
4. The EUT is set 3 meters away from the receiving antenna, which is mounted on the top of a variable height antenna tower.
5. Corrected Reading: Antenna Factor + Cable Loss + Read Level - Preamp Factor = Level
6. Radiated testing below 1 GHz is performed by adjusting the antenna tower from 1 m to 4 m and by rotating the turn table from 0 degree to 360 degrees to find the peak maximum hold reading. When there is no suspected emission found and the emission level is with at least 6 dB margin against QP limit line, the position is marked as "-".
7. Radiated testing above 1 GHz is performed by adjusting the antenna tower from 1 m to 4 m and by rotating the turn table from 0 degree to 360 degrees to find the peak maximum hold reading for scanning all frequencies. When there is no suspected emission found and the harmonic emission level is with at least 6 dB margin against average limit line, the position is marked as "-".
8. Use the following spectrum analyzer settings:
 - (1) Span shall wide enough to fully capture the emission being measured;
 - (2) Set RBW = 100 kHz for $f < 1$ GHz; VBW \geq RBW; Sweep = auto; Detector function = peak; Trace = max hold;
 - (3) Set RBW = 1 MHz, VBW = 3 MHz for $f \geq 1$ GHz for peak measurement.
For average measurement:
 - VBW = 10 Hz, when duty cycle is no less than 98 percent.
 - VBW $\geq 1/T$, when duty cycle is less than 98 percent where T is the minimum transmission duration over which the transmitter is on and is transmitting at its maximum power control level for the tested mode of operation.

3.5.4 Test Setup

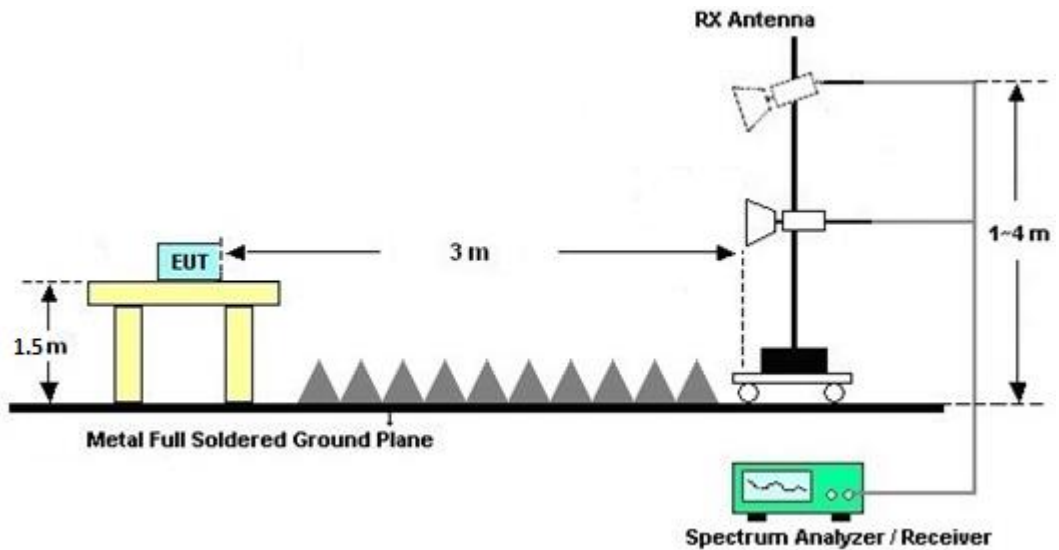
For radiated test below 30MHz



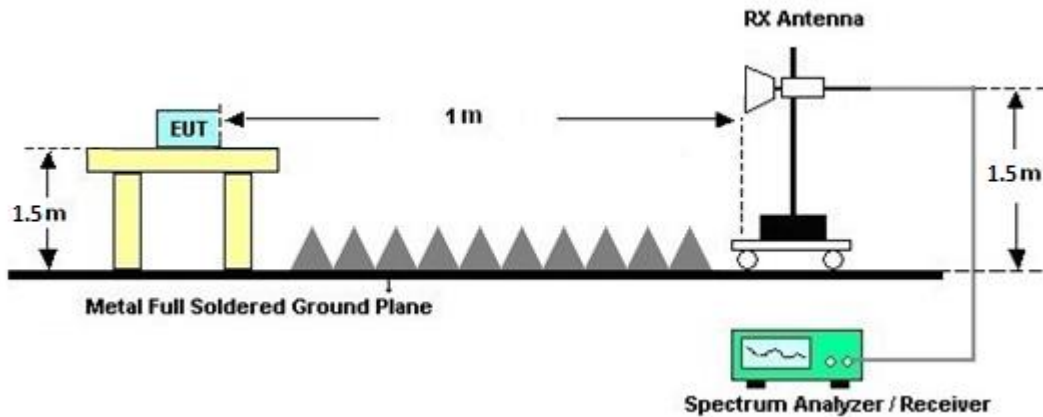
For radiated test from 30MHz to 1GHz



For radiated test from 1GHz to 18GHz



For radiated test above 18GHz



3.5.5 Test Results of Radiated Spurious Emissions (9 kHz ~ 30 MHz)

The low frequency, which starts from 9 kHz to 30 MHz, is pre-scanned and the result which is 20 dB lower than the limit line is not reported.

There is adequate comparison measurement of both open-field test site and alternative test site - semi-Anechoic chamber according to 414788 D01 Radiated Test Site v01r01, and the result comes out very similar.

3.5.6 Test Result of Radiated Spurious at Band Edges

Please refer to Appendix C.

3.5.7 Duty Cycle

Please refer to Appendix D.

3.5.8 Test Result of Radiated Spurious Emission (30 MHz ~ 10th Harmonic)

Please refer to Appendix C.



3.6 AC Conducted Emission Measurement

3.6.1 Limit of AC Conducted Emission

For equipment that is designed to be connected to the public utility (AC) power line, the radio frequency voltage that is conducted back onto the AC power line on any frequency or frequencies within the band 150 kHz to 30 MHz shall not exceed the limits in the following table.

Frequency of emission (MHz)	Conducted limit (dBµV)	
	Quasi-peak	Average
0.15-0.5	66 to 56*	56 to 46*
0.5-5	56	46
5-30	60	50

*Decreases with the logarithm of the frequency.

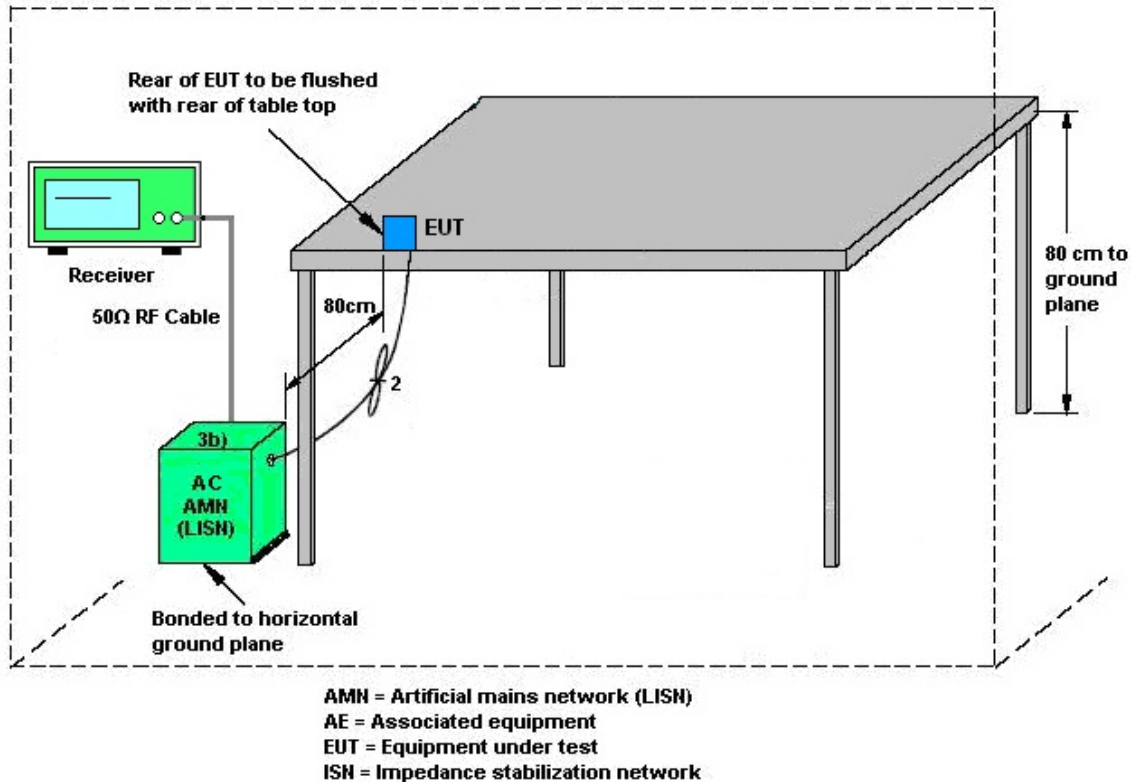
3.6.2 Measuring Instruments

Please refer to the measuring equipment list in this test report.

3.6.3 Test Procedures

1. The EUT is placed 0.4 meter away from the conducting wall of the shielding room, and is kept at least 80 centimeters from any other grounded conducting surface.
2. Connect EUT to the power mains through a line impedance stabilization network (LISN).
3. All the support units are connecting to the other LISN.
4. The LISN provides 50 ohm coupling impedance for the measuring instrument.
5. The FCC states that a 50 ohm, 50 microhenry LISN shall be used.
6. Both Line and Neutral shall be tested in order to find out the maximum conducted emission.
7. The frequency range from 150 kHz to 30 MHz is scanned.
8. Set the test-receiver system to Peak Detect Function and specified bandwidth (IF Bandwidth = 9 kHz) with Maximum Hold Mode. Then measurement is also conducted by Average Detector and Quasi-Peak Detector Function respectively.

3.6.4 Test Setup



3.6.5 Test Result of AC Conducted Emission

Please refer to Appendix B.



3.7 Antenna Requirements

3.7.1 Standard Applicable

The use of a permanently attached antenna or of an antenna that uses a unique coupling to the intentional radiator shall be considered sufficient to comply with the rule.

3.7.2 Antenna Anti-Replacement Construction

An embedded-in antenna design is used.



4 List of Measuring Equipment

Instrument	Brand Name	Model No.	Serial No.	Characteristics	Calibration Date	Test Date	Due Date	Remark
Loop Antenna	Rohde & Schwarz	HFH2-Z2	100488	9 kHz~30 MHz	Sep. 12, 2023	Jun. 04, 2024~ Jun. 17, 2024	Sep. 11, 2024	Radiation (03CH23-HY)
Bilog Antenna with 6dB pad	TESEQ & WOKEN	CBL 6111D & 00802N1D-06	62028 & 003	N/A	Oct. 15, 2023	Jun. 04, 2024~ Jun. 17, 2024	Oct. 14, 2024	Radiation (03CH23-HY)
Amplifier	SONOMA	310N	421582	N/A	Jul. 15, 2023	Jun. 04, 2024~ Jun. 17, 2024	Jul. 14, 2024	Radiation (03CH23-HY)
Double Ridged Guide Horn Antenna	RFSPIN	DRH18-E	LE2C05A18E N	1GHz~18GHz	Jul. 12, 2023	Jun. 04, 2024~ Jun. 17, 2024	Jul. 11, 2024	Radiation (03CH23-HY)
SHF-EHF Horn Antenna	SCHWARZBECK	BBHA9170	1223	18GHz~40GHz	Jul. 10, 2023	Jun. 04, 2024~ Jun. 17, 2024	Jul. 09, 2024	Radiation (03CH23-HY)
Amplifier	EMEC	EM01G18GA	060878	N/A	Sep. 28, 2023	Jun. 04, 2024~ Jun. 17, 2024	Sep. 27, 2024	Radiation (03CH23-HY)
Preamplifier	EMEC	EM18G40G	060871	18-40GHz	Sep. 06, 2023	Jun. 04, 2024~ Jun. 17, 2024	Sep. 05, 2024	Radiation (03CH23-HY)
Signal Analyzer	Keysight	N9010B	MY62170337	N/A	Aug. 17, 2023	Jun. 04, 2024~ Jun. 17, 2024	Aug. 16, 2024	Radiation (03CH23-HY)
Hygrometer	TECPEL	DTM-303B	TP211542	N/A	Oct. 30, 2023	Jun. 04, 2024~ Jun. 17, 2024	Oct. 29, 2024	Radiation (03CH23-HY)
Controller	EMEC	EM1000	N/A	Control Turn table & Ant Mast	N/A	Jun. 04, 2024~ Jun. 17, 2024	N/A	Radiation (03CH23-HY)
Antenna Mast	ChainTek	MBS-520-1	N/A	1m~4m	N/A	Jun. 04, 2024~ Jun. 17, 2024	N/A	Radiation (03CH23-HY)
Turn Table	ChainTek	T-200-S-1	N/A	0~360 Degree	N/A	Jun. 04, 2024~ Jun. 17, 2024	N/A	Radiation (03CH23-HY)
Software	Audix	E3 6.09824_2019 122	RK-002348	N/A	N/A	Jun. 04, 2024~ Jun. 17, 2024	N/A	Radiation (03CH23-HY)
RF Cable	HUBER + SUHNER	SUCOFLEX 102	803951/2	9kHz~30MHz	Mar. 06, 2024	Jun. 04, 2024~ Jun. 17, 2024	Mar. 05, 2025	Radiation (03CH23-HY)
RF Cable	HUBER + SUHNER	SUCOFLEX 102	804395/2	N/A	Nov. 27, 2023	Jun. 04, 2024~ Jun. 17, 2024	Nov. 26, 2024	Radiation (03CH23-HY)
RF Cable	EMC	EMC101Y	231115/23111 9/231122	N/A	Nov. 27, 2023	Jun. 04, 2024~ Jun. 17, 2024	Nov. 26, 2024	Radiation (03CH23-HY)
Hygrometer	TECPEL	DTM-303A	TP201996	N/A	Nov. 07, 2023	May 31, 2024~ Jun. 14, 2024	Nov. 06, 2024	Conducted (TH05-HY)
Power Sensor	DARE	RPR3006W	17I00015SNO 36 (NO:35)	10MHz~6GHz	Aug. 23, 2023	May 31, 2024~ Jun. 14, 2024	Aug. 22, 2024	Conducted (TH05-HY)
Signal Analyzer	Rohde & Schwarz	FSV40	101564	10Hz ~ 40GHz	Sep. 12, 2023	May 31, 2024~ Jun. 14, 2024	Sep. 11, 2024	Conducted (TH05-HY)
Switch Box & RF Cable	E-Instument	ETF-1405-0	EC1900067	N/A	Jul. 10, 2023	May 31, 2024~ Jun. 14, 2024	Jul. 09, 2024	Conducted (TH05-HY)
Software	Sporton	BTWIFI_Final_ version1.0	N/A	N/A	N/A	May 31, 2024~ Jun. 14, 2024	N/A	Conducted (TH05-HY)
AC Power Source	ACPOWER	AFC-11003G	F317040033	N/A	N/A	May 29, 2024	N/A	Conduction (CO07-HY)
Software	Rohde & Schwarz	EMC32 V10.30	N/A	N/A	N/A	May 29, 2024	N/A	Conduction (CO07-HY)
Pulse Limiter	SCHWARZBECK	VTSD 9561-F N	9561-F N00373	9kHz~200MHz	Oct. 20, 2023	May 29, 2024	Oct. 19, 2024	Conduction (CO07-HY)
RF Cable	HUBER + SUHNER	RG 214/U	1358175	9kHz~30MHz	Mar. 14, 2024	May 29, 2024	Mar. 13, 2025	Conduction (CO07-HY)
Two-Line V-Network	TESEQ	NNB 51	45051	N/A	Mar. 10, 2024	May 29, 2024	Mar. 09, 2025	Conduction (CO07-HY)
EMI Test Receiver	Rohde & Schwarz	ESR3	102317	9kHz~3.6GHz	Sep. 20, 2023	May 29, 2024	Sep. 19, 2024	Conduction (CO07-HY)



5 Measurement Uncertainty

Uncertainty of Conducted Emission Measurement (150 kHz ~ 30 MHz)

Measuring Uncertainty for a Level of Confidence of 95% ($U = 2Uc(y)$)	3.44 dB
---	---------

Uncertainty of Radiated Emission Measurement (30 MHz ~ 1000 MHz)

Measuring Uncertainty for a Level of Confidence of 95% ($U = 2Uc(y)$)	6.50 dB
---	---------

Uncertainty of Radiated Emission Measurement (1000 MHz ~ 6000 MHz)

Measuring Uncertainty for a Level of Confidence of 95% ($U = 2Uc(y)$)	4.60 dB
---	---------

Uncertainty of Radiated Emission Measurement (6000 MHz ~ 18000 MHz)

Measuring Uncertainty for a Level of Confidence of 95% ($U = 2Uc(y)$)	4.60 dB
---	---------

Uncertainty of Radiated Emission Measurement (18000 MHz ~ 40000 MHz)

Measuring Uncertainty for a Level of Confidence of 95% ($U = 2Uc(y)$)	5.30 dB
---	---------

Appendix A. Test Result of Conducted Test Items

Test Engineer:	Hank Hsu	Temperature:	21~25	°C
Test Date:	2024/05/31 ~ 2024/06/14	Relative Humidity:	51~54	%

TEST RESULTS DATA 6dB and 99% Occupied Bandwidth

Mod.	Data Rate	NTX	CH.	Freq. (MHz)	99% Occupied BW (MHz)	6dB BW (MHz)	6dB BW Limit (MHz)	Pass/Fail
BLE	1Mbps	1	0	2402	1.033	0.691	0.50	Pass
BLE	1Mbps	1	19	2440	1.037	0.693	0.50	Pass
BLE	1Mbps	1	39	2480	1.035	0.696	0.50	Pass

TEST RESULTS DATA Average Power Table

Mod.	Data Rate	NTX	CH.	Freq. (MHz)	Average Conducted Power (dBm)	Conducted Power Limit (dBm)	DG (dBi)	EIRP Power (dBm)	EIRP Power Limit (dBm)	Pass /Fail
BLE	1Mbps	1	0	2402	5.50	30.00	-2.34	3.16	36.00	Pass
BLE	1Mbps	1	19	2440	5.80	30.00	-2.34	3.46	36.00	Pass
BLE	1Mbps	1	39	2480	5.40	30.00	-2.34	3.06	36.00	Pass

TEST RESULTS DATA Peak Power Density

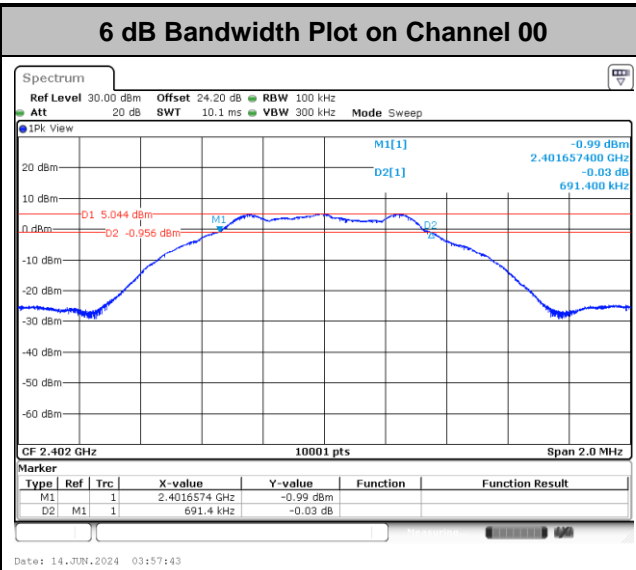
Mod.	Data Rate	NTX	CH.	Freq. (MHz)	Peak PSD (dBm /100kHz)	Peak PSD (dBm /3kHz)	DG (dBi)	Peak PSD Limit (dBm /3kHz)	Pass/Fail
BLE	1Mbps	1	0	2402	5.02	-9.45	-2.34	8.00	Pass
BLE	1Mbps	1	19	2440	5.30	-9.13	-2.34	8.00	Pass
BLE	1Mbps	1	39	2480	4.92	-9.47	-2.34	8.00	Pass

Note: PSD (dBm/ 100kHz) is a reference level used for Conducted Band Edges and Conducted Spurious Emission 30dBc limit.

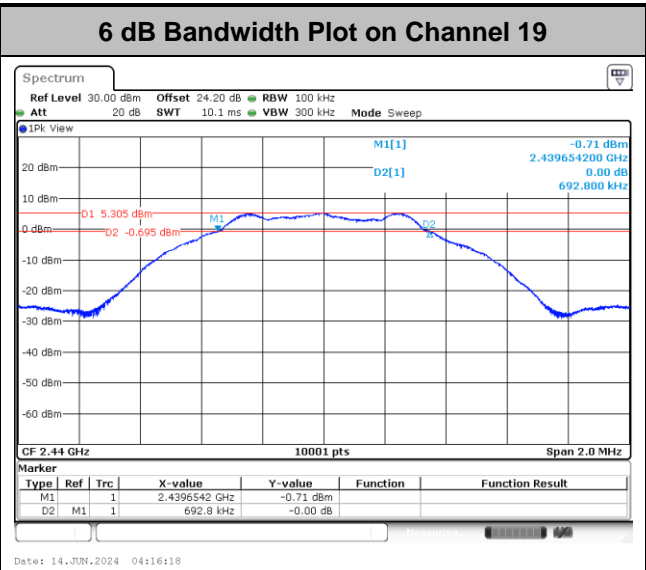


6dB Bandwidth

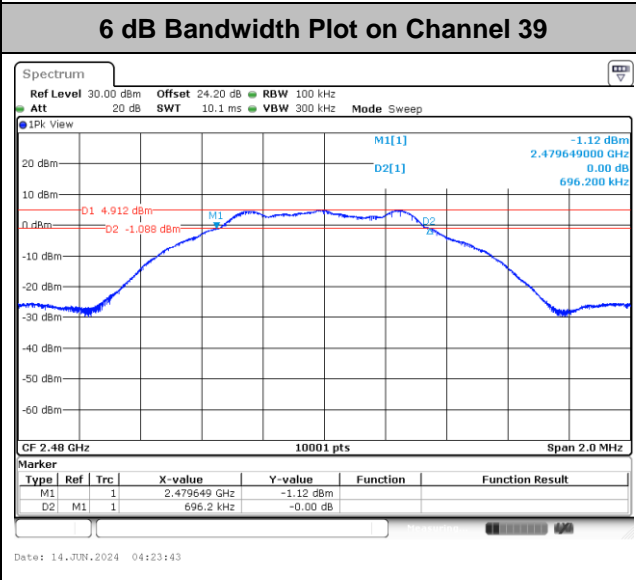
6 dB Bandwidth Plot on Channel 00



6 dB Bandwidth Plot on Channel 19



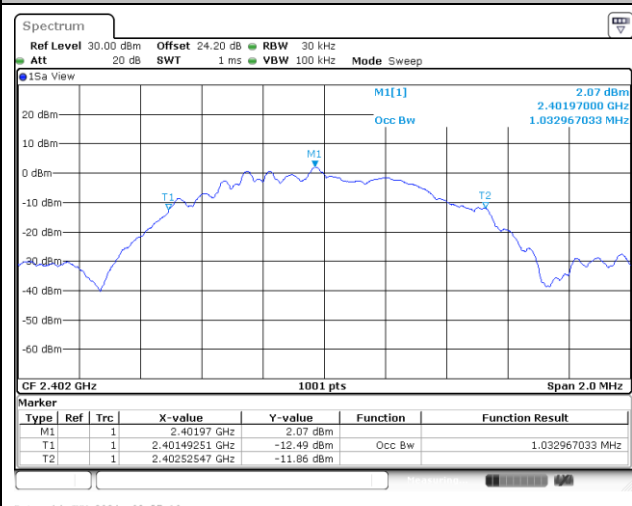
6 dB Bandwidth Plot on Channel 39



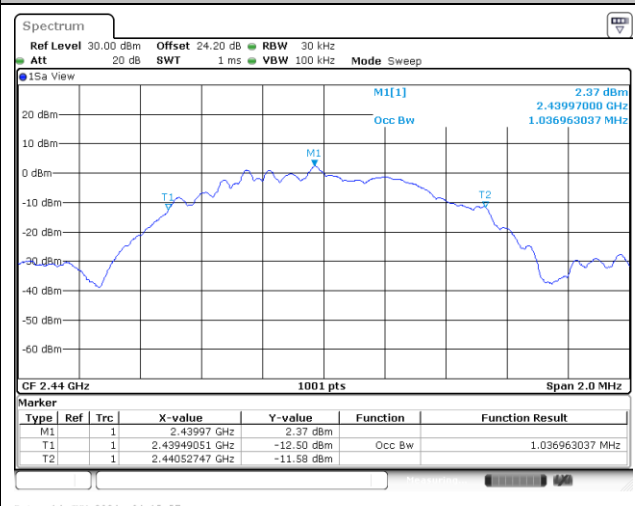


99% Occupied Bandwidth

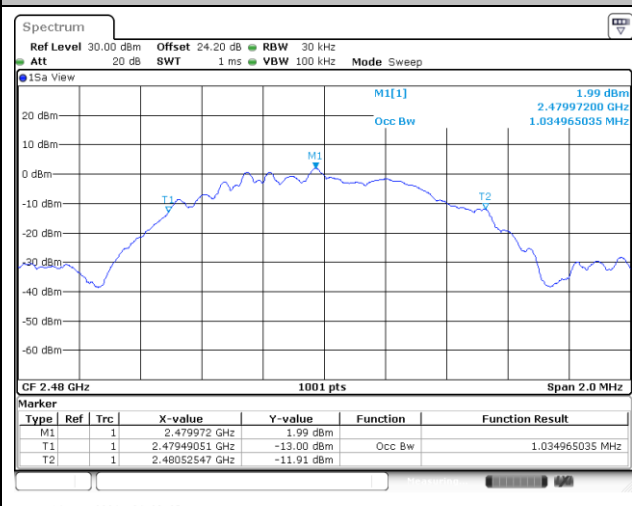
99% Occupied Bandwidth Plot on Channel 00



99% Occupied Bandwidth Plot on Channel 19



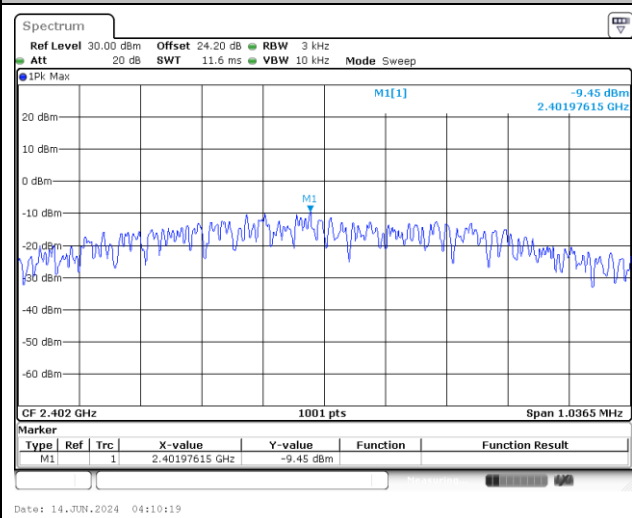
99% Occupied Bandwidth Plot on Channel 39



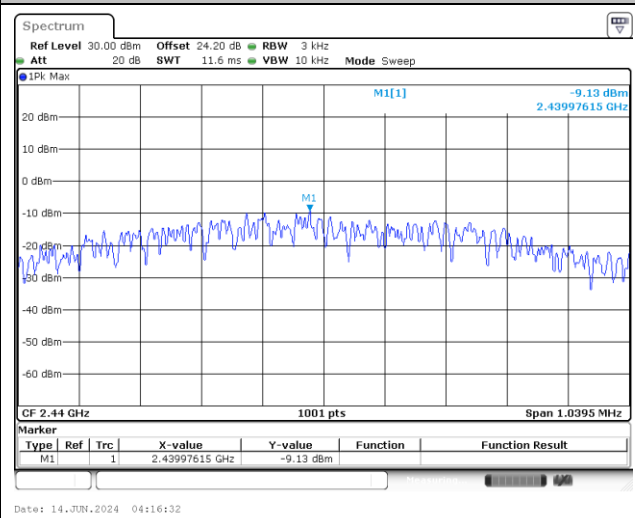


Power Spectral Density (dBm/3kHz)

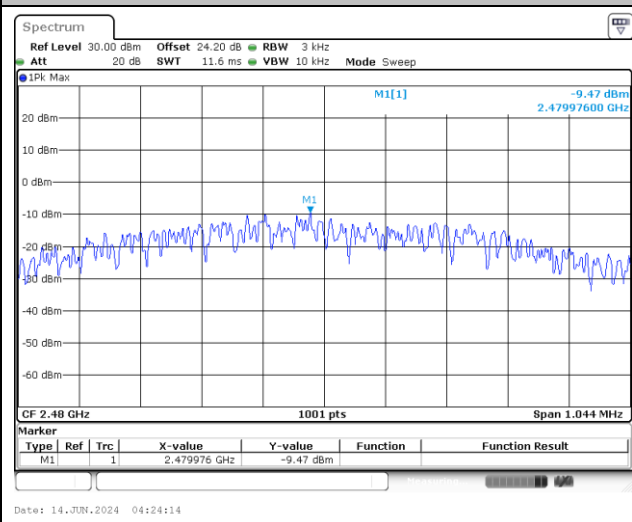
Power Density (dBm/3kHz) Plot Channel 00



Power Density (dBm/3kHz) Plot Channel 19



Power Density (dBm/3kHz) Plot Channel 39

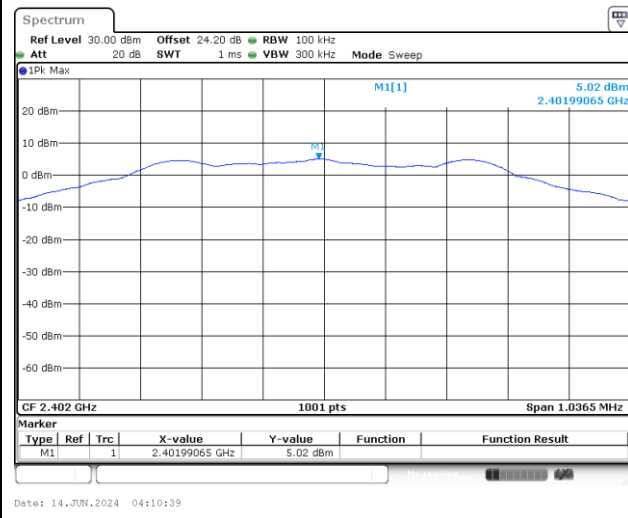




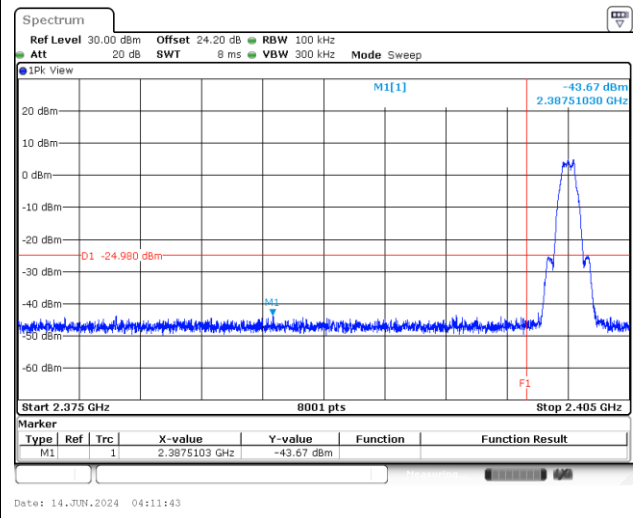
Band Edge and Conducted Spurious Emission

Channel 00

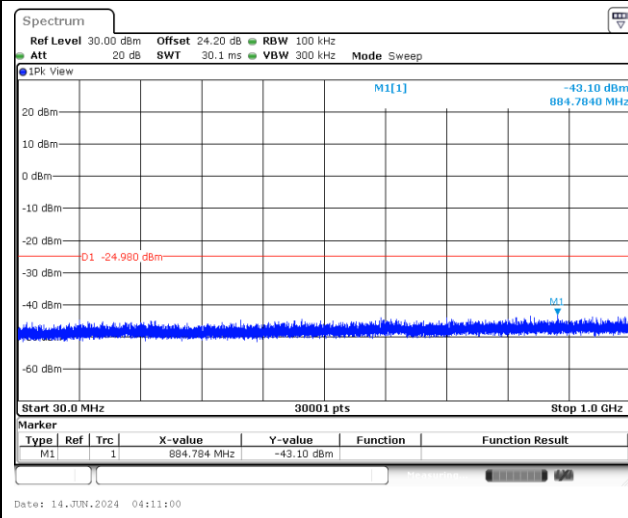
100kHz PSD reference Level Plot



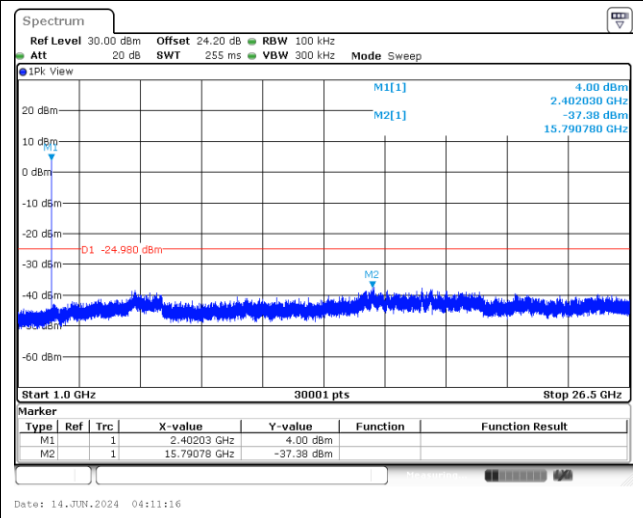
Low Channel Plot



Spurious Emission 30MHz~1GHz Plot



Spurious Emission 1GHz~26.5GHz Plot

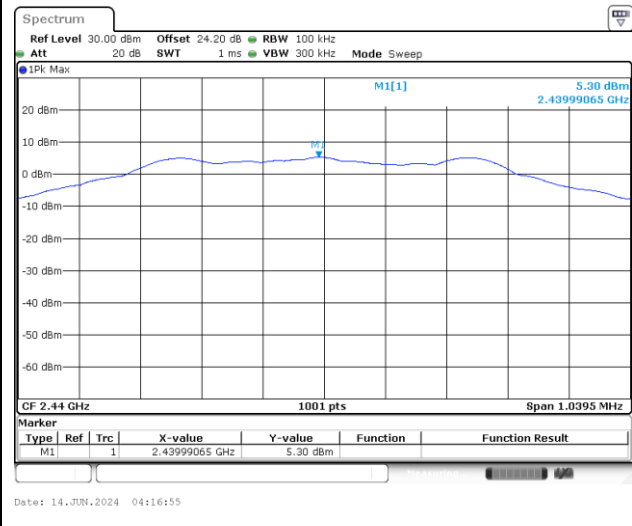




Channel 19

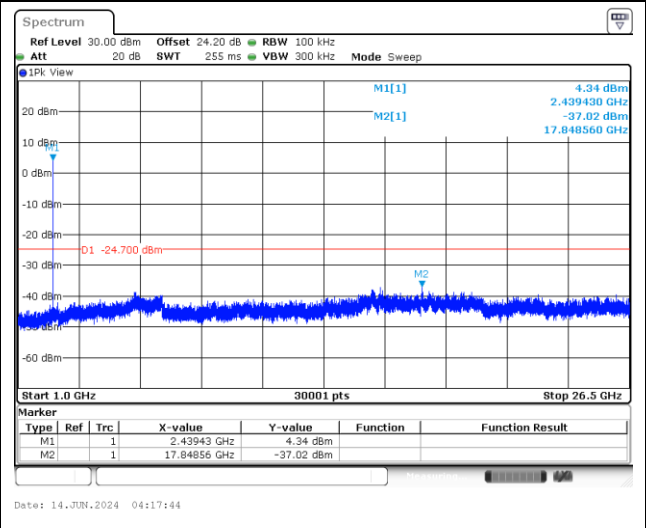
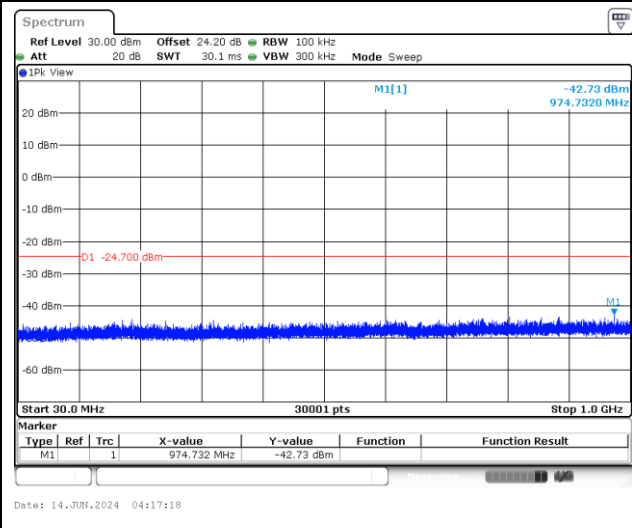
100kHz PSD reference Level Plot

Mid Channel Plot



Spurious Emission 30MHz~1GHz Plot

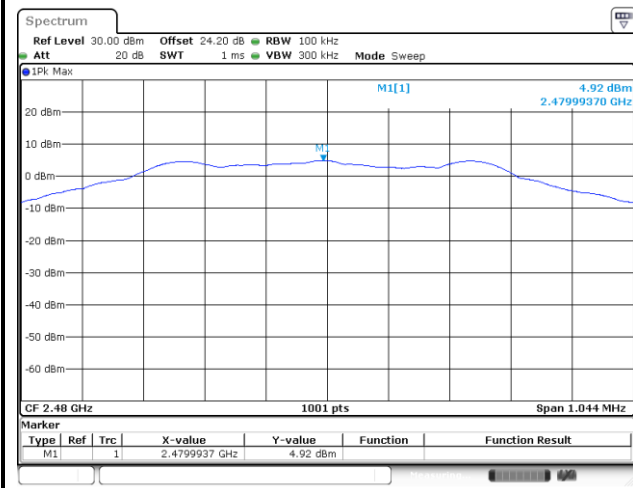
Spurious Emission 1GHz~26.5GHz Plot



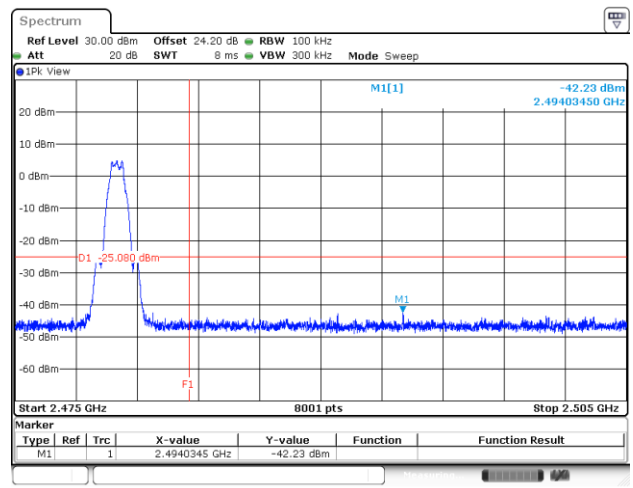


Channel 39

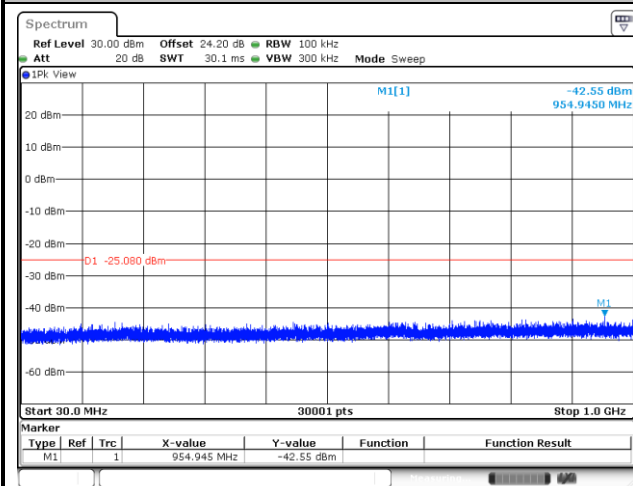
100kHz PSD reference Level Plot



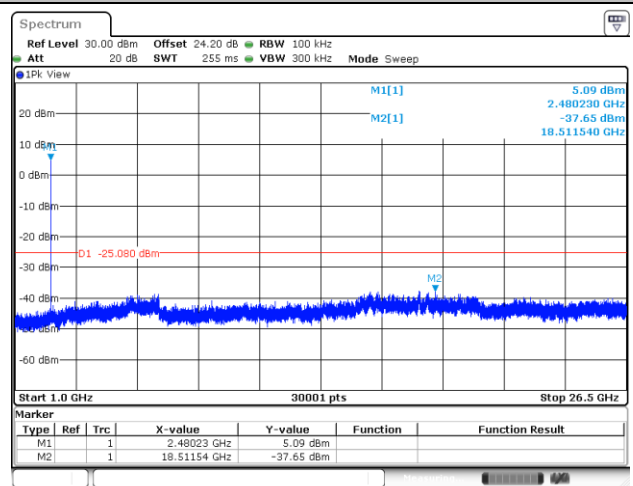
High Channel Plot



Spurious Emission 30MHz~1GHz Plot



Spurious Emission 1GHz~26.5GHz Plot





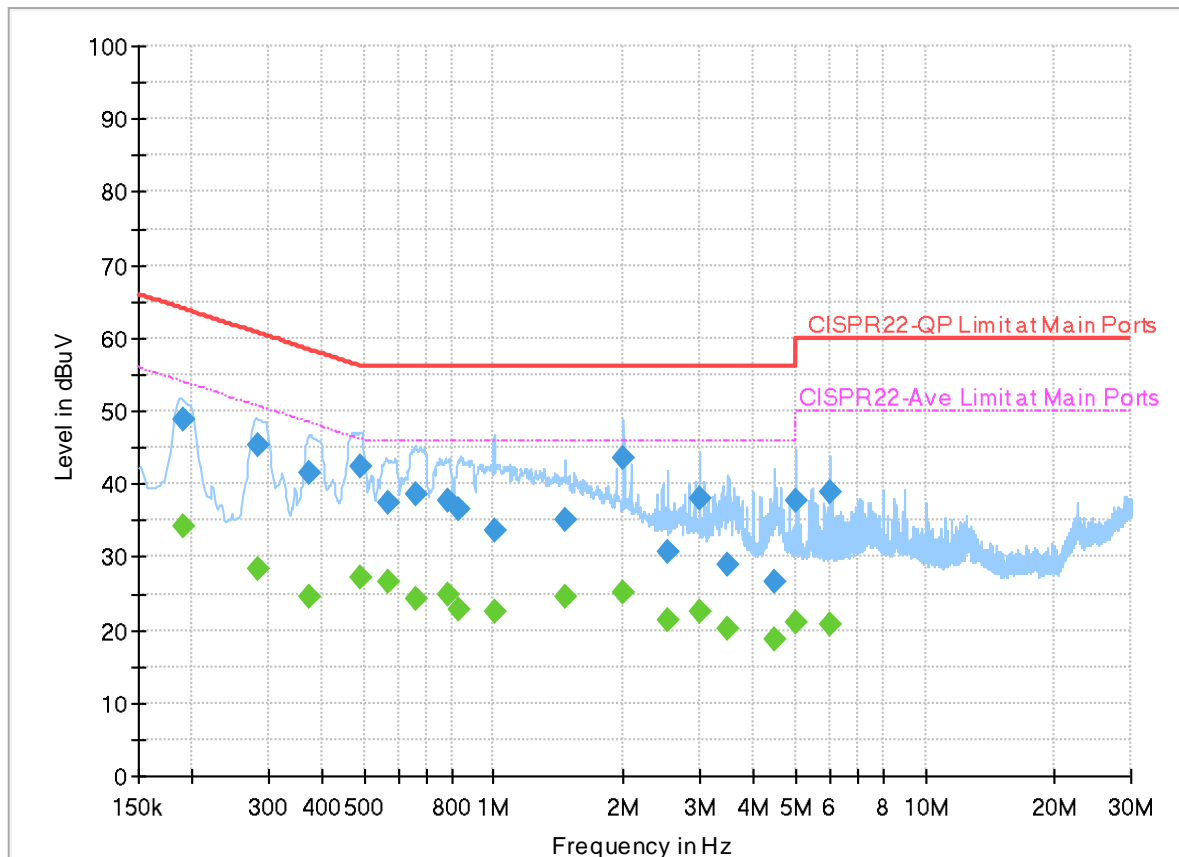
Appendix B. AC Conducted Emission Test Results

Test Engineer :	Louis Chung	Temperature :	20.4~25.6°C
		Relative Humidity :	46.7~58.3%

EUT Information

Report NO : 450907
 Test Mode : Mode 1
 Test Voltage : 120Vac/60Hz
 Phase : Line

Full Spectrum



Final_Result

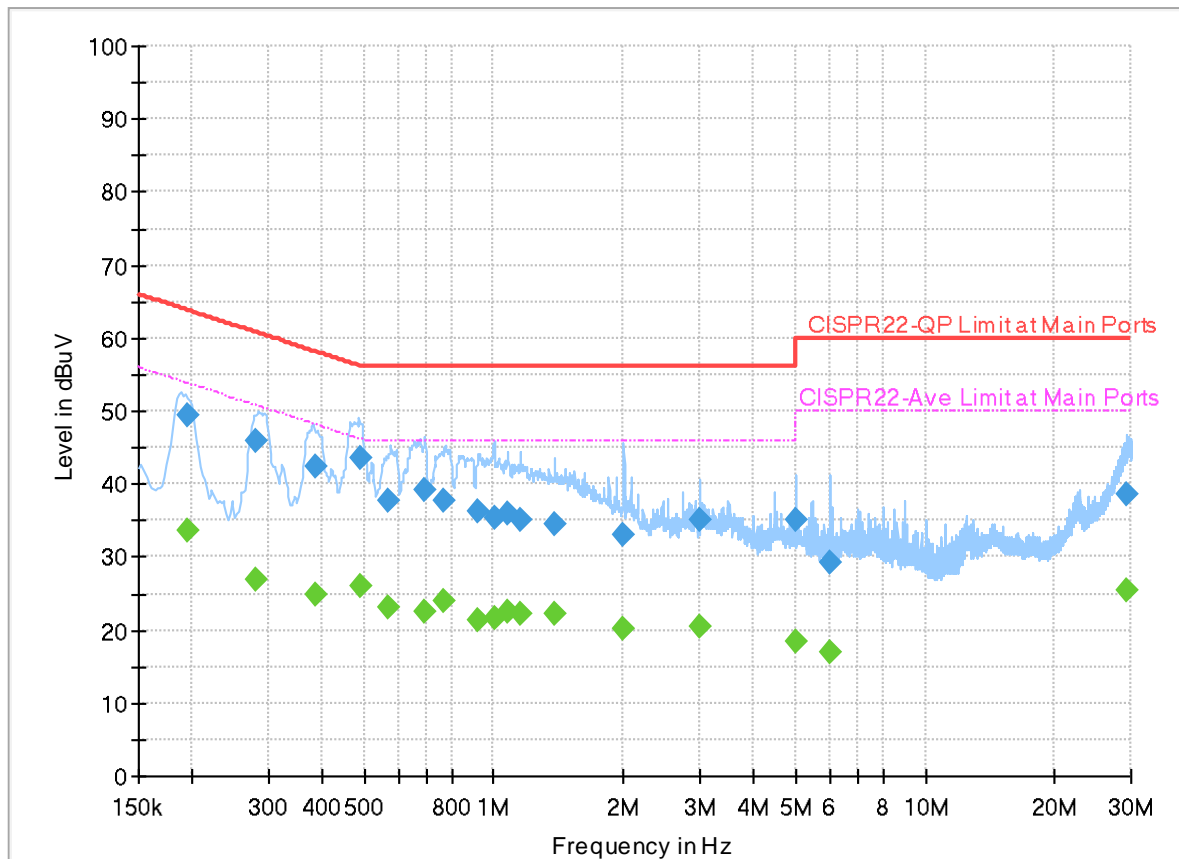
Frequency (MHz)	QuasiPeak (dBuV)	CAverage (dBuV)	Limit (dBuV)	Margin (dB)	Line	Filter	Corr. (dB)
0.190320	---	34.30	54.02	19.72	L1	OFF	19.9
0.190320	48.77	---	64.02	15.25	L1	OFF	19.9
0.282750	---	28.47	50.74	22.27	L1	OFF	19.9
0.282750	45.40	---	60.74	15.34	L1	OFF	19.9
0.372750	---	24.46	48.44	23.98	L1	OFF	19.9
0.372750	41.60	---	58.44	16.84	L1	OFF	19.9
0.492090	---	27.16	46.13	18.97	L1	OFF	19.9
0.492090	42.49	---	56.13	13.64	L1	OFF	19.9
0.567960	---	26.63	46.00	19.37	L1	OFF	19.9
0.567960	37.41	---	56.00	18.59	L1	OFF	19.9
0.656340	---	24.22	46.00	21.78	L1	OFF	19.9
0.656340	38.68	---	56.00	17.32	L1	OFF	19.9
0.784500	---	24.74	46.00	21.26	L1	OFF	19.9
0.784500	37.59	---	56.00	18.41	L1	OFF	19.9
0.829500	---	22.78	46.00	23.22	L1	OFF	19.9
0.829500	36.56	---	56.00	19.44	L1	OFF	19.9
1.007250	---	22.40	46.00	23.60	L1	OFF	19.9
1.007250	33.68	---	56.00	22.32	L1	OFF	19.9
1.463730	---	24.50	46.00	21.50	L1	OFF	19.9

1.463730	35.21	---	56.00	20.79	L1	OFF	19.9
1.999050	---	25.11	46.00	20.89	L1	OFF	19.9
1.999050	43.61	---	56.00	12.39	L1	OFF	19.9
2.538510	---	21.38	46.00	24.62	L1	OFF	20.0
2.538510	30.66	---	56.00	25.34	L1	OFF	20.0
2.999760	---	22.62	46.00	23.38	L1	OFF	20.0
2.999760	38.00	---	56.00	18.00	L1	OFF	20.0
3.499800	---	20.24	46.00	25.76	L1	OFF	20.0
3.499800	28.90	---	56.00	27.10	L1	OFF	20.0
4.456860	---	18.79	46.00	27.21	L1	OFF	20.0
4.456860	26.57	---	56.00	29.43	L1	OFF	20.0
5.001270	---	20.98	50.00	29.02	L1	OFF	20.0
5.001270	37.76	---	60.00	22.24	L1	OFF	20.0
6.000450	---	20.70	50.00	29.30	L1	OFF	20.0
6.000450	38.76	---	60.00	21.24	L1	OFF	20.0

EUT Information

Report NO : 450907
 Test Mode : Mode 1
 Test Voltage : 120Vac/60Hz
 Phase : Neutral

Full Spectrum



Final_Result

Frequency (MHz)	QuasiPeak (dBuV)	CAverage (dBuV)	Limit (dBuV)	Margin (dB)	Line	Filter	Corr. (dB)
0.195000	---	33.60	53.82	20.22	N	OFF	19.9
0.195000	49.27	---	63.82	14.55	N	OFF	19.9
0.281760	---	26.76	50.76	24.00	N	OFF	19.9
0.281760	45.78	---	60.76	14.98	N	OFF	19.9
0.386250	---	25.00	48.14	23.14	N	OFF	19.9
0.386250	42.40	---	58.14	15.74	N	OFF	19.9
0.492000	---	26.04	46.13	20.09	N	OFF	19.9
0.492000	43.52	---	56.13	12.61	N	OFF	19.9
0.571920	---	23.12	46.00	22.88	N	OFF	19.9
0.571920	37.59	---	56.00	18.41	N	OFF	19.9
0.688740	---	22.60	46.00	23.40	N	OFF	19.9
0.688740	39.11	---	56.00	16.89	N	OFF	19.9
0.768300	---	23.89	46.00	22.11	N	OFF	19.9
0.768300	37.82	---	56.00	18.18	N	OFF	19.9
0.921750	---	21.32	46.00	24.68	N	OFF	19.9
0.921750	36.39	---	56.00	19.61	N	OFF	19.9
1.003650	---	21.66	46.00	24.34	N	OFF	19.9
1.003650	35.31	---	56.00	20.69	N	OFF	19.9
1.077450	---	22.51	46.00	23.49	N	OFF	19.9

1.077450	35.91	---	56.00	20.09	N	OFF	19.9
1.149000	---	22.31	46.00	23.69	N	OFF	19.9
1.149000	35.19	---	56.00	20.81	N	OFF	19.9
1.383630	---	22.21	46.00	23.79	N	OFF	19.9
1.383630	34.44	---	56.00	21.56	N	OFF	19.9
1.995000	---	20.05	46.00	25.95	N	OFF	19.9
1.995000	33.16	---	56.00	22.84	N	OFF	19.9
3.001110	---	20.61	46.00	25.39	N	OFF	20.0
3.001110	35.02	---	56.00	20.98	N	OFF	20.0
5.001270	---	18.44	50.00	31.56	N	OFF	20.0
5.001270	35.08	---	60.00	24.92	N	OFF	20.0
6.004500	---	16.92	50.00	33.08	N	OFF	20.0
6.004500	29.15	---	60.00	30.85	N	OFF	20.0
29.290650	---	25.45	50.00	24.55	N	OFF	20.2
29.290650	38.49	---	60.00	21.51	N	OFF	20.2



Appendix C. Radiated Spurious Emission Test Data

Test Engineer :	Leo Li and Lucifer Jiang	Relative Humidity :	21.7~22.5°C
		Temperature :	51~57%

C1. Radiated Spurious Emission Test Modes

<SKU5>

Mode	Band (MHz)	Antenna	Modulation	Channel	Frequency	Data Rate	RU	Remark
Mode 5	2400-2483.5	1	Bluetooth-LE_GFSK	00	2402	1Mbps	-	-
Mode 6	2400-2483.5	1	Bluetooth-LE_GFSK	19	2440	1Mbps	-	-
Mode 7	2400-2483.5	1	Bluetooth-LE_GFSK	39	2480	1Mbps	-	-
Mode 8	2400-2483.5	1	Bluetooth-LE_GFSK	39	2480	1Mbps	-	LF

<SKU6>

Mode	Band (MHz)	Antenna	Modulation	Channel	Frequency	Data Rate	RU	Remark
Mode 20	2400-2483.5	1	Bluetooth-LE_GFSK	39	2480	1Mbps	-	-
Mode 20	2400-2483.5	1	Bluetooth-LE_GFSK	39	2480	1Mbps	-	LF

**C2. Summary of each worse mode****<SKU5>**

Mode	Modulation	Ch.	Freq. (MHz)	Level (dBuV/m)	Limit (dBuV/m)	Margin (dB)	Pol.	Peak Avg.	Result	RU	Remark
5	Bluetooth-LE_GFSK	00	2364.92	41.84	54.00	-12.16	H	Avg.	Pass	-	Band Edge
	Bluetooth-LE_GFSK	00	4804.00	45.15	74.00	-28.85	V	Peak	Pass	-	Harmonic
6	Bluetooth-LE_GFSK	19	2374.87	41.86	54.00	-12.14	V	Avg.	Pass	-	Band Edge
	Bluetooth-LE_GFSK	19	7320.00	40.45	54.00	-13.55	V	Avg.	Pass	-	Harmonic
7	Bluetooth-LE_GFSK	39	2491.42	42.02	54.00	-11.98	V	Avg.	Pass	-	Band Edge
	Bluetooth-LE_GFSK	39	7440.00	40.26	54.00	-13.74	V	Avg.	Pass	-	Harmonic
8	LF	39	30.97	33.96	40.00	-6.04	V	Peak	Pass	-	LF

<SKU6>

Mode	Modulation	Ch.	Freq. (MHz)	Level (dBuV/m)	Limit (dBuV/m)	Margin (dB)	Pol.	Peak Avg.	Result	RU	Remark
20	Bluetooth-LE_GFSK	39	2485.04	41.80	54.00	-12.20	H	Avg.	Pass	-	Band Edge
	Bluetooth-LE_GFSK	39	7440.00	40.55	54.00	-13.45	H	Avg.	Pass	-	Harmonic
	BLE Tx LF	39	347.19	39.96	46.00	-6.04	H	Peak	Pass	-	LF



<SKU5>

Mode	5																																																																																			
	Band Edge																																																																																			
	2400-2483.5_Bluetooth-LE_GFSK_CH00_2402MHz																																																																																			
ANT	1																																																																																			
Pol.	Horizontal	Fundamental																																																																																		
Peak	<p>Site : 03CH23-HY Condition: PEAK_BE_74 3m DRH18-E_LE2C05A18EN_230712 HORIZONTAL : RBW:1000.000kHz VBW:3000.000kHz SMT:Auto</p> <table border="1"> <thead> <tr> <th>Limit</th> <th>Read</th> <th>Ant</th> <th>Cable</th> <th>Preamp</th> <th>Aux</th> <th>APos</th> <th>TPos</th> <th>Remark</th> </tr> <tr> <th>Freq</th> <th>Level</th> <th>Line Margin</th> <th>Level Factor</th> <th>Loss Factor</th> <th>Factor</th> <th></th> <th></th> <th></th> </tr> <tr> <th>MHz</th> <th>dBuV/m</th> <th>dBuV/m</th> <th>dB</th> <th>dBuV</th> <th>dB/m</th> <th>dB</th> <th>dB</th> <th>cm</th> <th>deg</th> </tr> </thead> <tbody> <tr> <td>1</td> <td>2340.18</td> <td>51.69</td> <td>74.00</td> <td>-22.31</td> <td>38.61</td> <td>27.10</td> <td>7.25</td> <td>31.70</td> <td>10.43</td> <td>300</td> <td>183</td> <td>PEAK</td> </tr> </tbody> </table>	Limit	Read	Ant	Cable	Preamp	Aux	APos	TPos	Remark	Freq	Level	Line Margin	Level Factor	Loss Factor	Factor				MHz	dBuV/m	dBuV/m	dB	dBuV	dB/m	dB	dB	cm	deg	1	2340.18	51.69	74.00	-22.31	38.61	27.10	7.25	31.70	10.43	300	183	PEAK	<p>Site : 03CH23-HY Condition: PEAK_74 3m DRH18-E_LE2C05A18EN_230712 HORIZONTAL : RBW:1000.000kHz VBW:3000.000kHz SMT:Auto</p> <table border="1"> <thead> <tr> <th>Limit</th> <th>Read</th> <th>Ant</th> <th>Cable</th> <th>Preamp</th> <th>Aux</th> <th>APos</th> <th>TPos</th> <th>Remark</th> </tr> <tr> <th>Freq</th> <th>Level</th> <th>Line Margin</th> <th>Level Factor</th> <th>Loss Factor</th> <th>Factor</th> <th></th> <th></th> <th></th> </tr> <tr> <th>MHz</th> <th>dBuV/m</th> <th>dBuV/m</th> <th>dB</th> <th>dBuV</th> <th>dB/m</th> <th>dB</th> <th>dB</th> <th>cm</th> <th>deg</th> </tr> </thead> <tbody> <tr> <td>1</td> <td>2402.00</td> <td>96.99</td> <td>-----</td> <td>-----</td> <td>83.85</td> <td>27.08</td> <td>7.36</td> <td>31.74</td> <td>10.44</td> <td>300</td> <td>183</td> <td>PEAK</td> </tr> </tbody> </table>	Limit	Read	Ant	Cable	Preamp	Aux	APos	TPos	Remark	Freq	Level	Line Margin	Level Factor	Loss Factor	Factor				MHz	dBuV/m	dBuV/m	dB	dBuV	dB/m	dB	dB	cm	deg	1	2402.00	96.99	-----	-----	83.85	27.08	7.36	31.74	10.44	300	183	PEAK
	Limit	Read	Ant	Cable	Preamp	Aux	APos	TPos	Remark																																																																											
Freq	Level	Line Margin	Level Factor	Loss Factor	Factor																																																																															
MHz	dBuV/m	dBuV/m	dB	dBuV	dB/m	dB	dB	cm	deg																																																																											
1	2340.18	51.69	74.00	-22.31	38.61	27.10	7.25	31.70	10.43	300	183	PEAK																																																																								
Limit	Read	Ant	Cable	Preamp	Aux	APos	TPos	Remark																																																																												
Freq	Level	Line Margin	Level Factor	Loss Factor	Factor																																																																															
MHz	dBuV/m	dBuV/m	dB	dBuV	dB/m	dB	dB	cm	deg																																																																											
1	2402.00	96.99	-----	-----	83.85	27.08	7.36	31.74	10.44	300	183	PEAK																																																																								
Avg	<p>Site : 03CH23-HY Condition: AVG_BE_54 3m DRH18-E_LE2C05A18EN_230712 HORIZONTAL : RBW:1000.000kHz VBW:2.700kHz SMT:Auto</p> <table border="1"> <thead> <tr> <th>Limit</th> <th>Read</th> <th>Ant</th> <th>Cable</th> <th>Preamp</th> <th>Aux</th> <th>APos</th> <th>TPos</th> <th>Remark</th> </tr> <tr> <th>Freq</th> <th>Level</th> <th>Line Margin</th> <th>Level Factor</th> <th>Loss Factor</th> <th>Factor</th> <th></th> <th></th> <th></th> </tr> <tr> <th>MHz</th> <th>dBuV/m</th> <th>dBuV/m</th> <th>dB</th> <th>dBuV</th> <th>dB/m</th> <th>dB</th> <th>dB</th> <th>cm</th> <th>deg</th> </tr> </thead> <tbody> <tr> <td>1</td> <td>2364.92</td> <td>41.84</td> <td>54.00</td> <td>-12.16</td> <td>28.73</td> <td>27.10</td> <td>7.30</td> <td>31.72</td> <td>10.43</td> <td>300</td> <td>183</td> <td>AVERAGE</td> </tr> </tbody> </table>	Limit	Read	Ant	Cable	Preamp	Aux	APos	TPos	Remark	Freq	Level	Line Margin	Level Factor	Loss Factor	Factor				MHz	dBuV/m	dBuV/m	dB	dBuV	dB/m	dB	dB	cm	deg	1	2364.92	41.84	54.00	-12.16	28.73	27.10	7.30	31.72	10.43	300	183	AVERAGE	<p>Site : 03CH23-HY Condition: AVG_54 3m DRH18-E_LE2C05A18EN_230712 HORIZONTAL : RBW:1000.000kHz VBW:2.700kHz SMT:Auto</p> <table border="1"> <thead> <tr> <th>Limit</th> <th>Read</th> <th>Ant</th> <th>Cable</th> <th>Preamp</th> <th>Aux</th> <th>APos</th> <th>TPos</th> <th>Remark</th> </tr> <tr> <th>Freq</th> <th>Level</th> <th>Line Margin</th> <th>Level Factor</th> <th>Loss Factor</th> <th>Factor</th> <th></th> <th></th> <th></th> </tr> <tr> <th>MHz</th> <th>dBuV/m</th> <th>dBuV/m</th> <th>dB</th> <th>dBuV</th> <th>dB/m</th> <th>dB</th> <th>dB</th> <th>cm</th> <th>deg</th> </tr> </thead> <tbody> <tr> <td>1</td> <td>2402.00</td> <td>96.37</td> <td>-----</td> <td>-----</td> <td>83.23</td> <td>27.08</td> <td>7.36</td> <td>31.74</td> <td>10.44</td> <td>300</td> <td>183</td> <td>AVERAGE</td> </tr> </tbody> </table>	Limit	Read	Ant	Cable	Preamp	Aux	APos	TPos	Remark	Freq	Level	Line Margin	Level Factor	Loss Factor	Factor				MHz	dBuV/m	dBuV/m	dB	dBuV	dB/m	dB	dB	cm	deg	1	2402.00	96.37	-----	-----	83.23	27.08	7.36	31.74	10.44	300	183	AVERAGE
Limit	Read	Ant	Cable	Preamp	Aux	APos	TPos	Remark																																																																												
Freq	Level	Line Margin	Level Factor	Loss Factor	Factor																																																																															
MHz	dBuV/m	dBuV/m	dB	dBuV	dB/m	dB	dB	cm	deg																																																																											
1	2364.92	41.84	54.00	-12.16	28.73	27.10	7.30	31.72	10.43	300	183	AVERAGE																																																																								
Limit	Read	Ant	Cable	Preamp	Aux	APos	TPos	Remark																																																																												
Freq	Level	Line Margin	Level Factor	Loss Factor	Factor																																																																															
MHz	dBuV/m	dBuV/m	dB	dBuV	dB/m	dB	dB	cm	deg																																																																											
1	2402.00	96.37	-----	-----	83.23	27.08	7.36	31.74	10.44	300	183	AVERAGE																																																																								



Mode	5																																																																																			
	Band Edge																																																																																			
	2400-2483.5_Bluetooth-LE_GFSK_CH00_2402MHz																																																																																			
ANT	1																																																																																			
Pol.	Vertical	Fundamental																																																																																		
Peak	<p>Site : 03CH23-HY Condition: PEAK_BE_74 3m DRH18-E_LE2C05A18EN_230712 VERTICAL : RBW:1000.000kHz VBW:3000.000kHz SMT:Auto</p> <table border="1"> <thead> <tr> <th>Limit</th> <th>Read</th> <th>Ant</th> <th>Cable</th> <th>Preamp</th> <th>Aux</th> <th>APos</th> <th>TPos</th> <th>Remark</th> </tr> <tr> <th>Freq</th> <th>Level</th> <th>Line Margin</th> <th>Level Factor</th> <th>Loss Factor</th> <th>Factor</th> <th></th> <th></th> <th></th> </tr> <tr> <th>MHz</th> <th>dBuV/m</th> <th>dBuV/m</th> <th>dB</th> <th>dBuV</th> <th>dB/m</th> <th>dB</th> <th>dB</th> <th>cm</th> <th>deg</th> </tr> </thead> <tbody> <tr> <td>1</td> <td>2362.44</td> <td>51.26</td> <td>74.00</td> <td>-22.74</td> <td>38.15</td> <td>27.10</td> <td>7.29</td> <td>31.71</td> <td>10.43</td> <td>300</td> <td>197</td> <td>PEAK</td> </tr> </tbody> </table>	Limit	Read	Ant	Cable	Preamp	Aux	APos	TPos	Remark	Freq	Level	Line Margin	Level Factor	Loss Factor	Factor				MHz	dBuV/m	dBuV/m	dB	dBuV	dB/m	dB	dB	cm	deg	1	2362.44	51.26	74.00	-22.74	38.15	27.10	7.29	31.71	10.43	300	197	PEAK	<p>Site : 03CH23-HY Condition: PEAK_74 3m DRH18-E_LE2C05A18EN_230712 VERTICAL : RBW:1000.000kHz VBW:3000.000kHz SMT:Auto</p> <table border="1"> <thead> <tr> <th>Limit</th> <th>Read</th> <th>Ant</th> <th>Cable</th> <th>Preamp</th> <th>Aux</th> <th>APos</th> <th>TPos</th> <th>Remark</th> </tr> <tr> <th>Freq</th> <th>Level</th> <th>Line Margin</th> <th>Level Factor</th> <th>Loss Factor</th> <th>Factor</th> <th></th> <th></th> <th></th> </tr> <tr> <th>MHz</th> <th>dBuV/m</th> <th>dBuV/m</th> <th>dB</th> <th>dBuV</th> <th>dB/m</th> <th>dB</th> <th>dB</th> <th>cm</th> <th>deg</th> </tr> </thead> <tbody> <tr> <td>1</td> <td>2402.00</td> <td>80.88</td> <td>-----</td> <td>-----</td> <td>67.74</td> <td>27.08</td> <td>7.36</td> <td>31.74</td> <td>10.44</td> <td>300</td> <td>197</td> <td>PEAK</td> </tr> </tbody> </table>	Limit	Read	Ant	Cable	Preamp	Aux	APos	TPos	Remark	Freq	Level	Line Margin	Level Factor	Loss Factor	Factor				MHz	dBuV/m	dBuV/m	dB	dBuV	dB/m	dB	dB	cm	deg	1	2402.00	80.88	-----	-----	67.74	27.08	7.36	31.74	10.44	300	197	PEAK
	Limit	Read	Ant	Cable	Preamp	Aux	APos	TPos	Remark																																																																											
Freq	Level	Line Margin	Level Factor	Loss Factor	Factor																																																																															
MHz	dBuV/m	dBuV/m	dB	dBuV	dB/m	dB	dB	cm	deg																																																																											
1	2362.44	51.26	74.00	-22.74	38.15	27.10	7.29	31.71	10.43	300	197	PEAK																																																																								
Limit	Read	Ant	Cable	Preamp	Aux	APos	TPos	Remark																																																																												
Freq	Level	Line Margin	Level Factor	Loss Factor	Factor																																																																															
MHz	dBuV/m	dBuV/m	dB	dBuV	dB/m	dB	dB	cm	deg																																																																											
1	2402.00	80.88	-----	-----	67.74	27.08	7.36	31.74	10.44	300	197	PEAK																																																																								
Avg	<p>Site : 03CH23-HY Condition: AVG_BE_54 3m DRH18-E_LE2C05A18EN_230712 VERTICAL : RBW:1000.000kHz VBW:2.700kHz SMT:Auto</p> <table border="1"> <thead> <tr> <th>Limit</th> <th>Read</th> <th>Ant</th> <th>Cable</th> <th>Preamp</th> <th>Aux</th> <th>APos</th> <th>TPos</th> <th>Remark</th> </tr> <tr> <th>Freq</th> <th>Level</th> <th>Line Margin</th> <th>Level Factor</th> <th>Loss Factor</th> <th>Factor</th> <th></th> <th></th> <th></th> </tr> <tr> <th>MHz</th> <th>dBuV/m</th> <th>dBuV/m</th> <th>dB</th> <th>dBuV</th> <th>dB/m</th> <th>dB</th> <th>dB</th> <th>cm</th> <th>deg</th> </tr> </thead> <tbody> <tr> <td>1</td> <td>2383.78</td> <td>41.62</td> <td>54.00</td> <td>-12.38</td> <td>28.58</td> <td>27.00</td> <td>7.33</td> <td>31.73</td> <td>10.44</td> <td>300</td> <td>197</td> <td>AVERAGE</td> </tr> </tbody> </table>	Limit	Read	Ant	Cable	Preamp	Aux	APos	TPos	Remark	Freq	Level	Line Margin	Level Factor	Loss Factor	Factor				MHz	dBuV/m	dBuV/m	dB	dBuV	dB/m	dB	dB	cm	deg	1	2383.78	41.62	54.00	-12.38	28.58	27.00	7.33	31.73	10.44	300	197	AVERAGE	<p>Site : 03CH23-HY Condition: AVG_54 3m DRH18-E_LE2C05A18EN_230712 VERTICAL : RBW:1000.000kHz VBW:2.700kHz SMT:Auto</p> <table border="1"> <thead> <tr> <th>Limit</th> <th>Read</th> <th>Ant</th> <th>Cable</th> <th>Preamp</th> <th>Aux</th> <th>APos</th> <th>TPos</th> <th>Remark</th> </tr> <tr> <th>Freq</th> <th>Level</th> <th>Line Margin</th> <th>Level Factor</th> <th>Loss Factor</th> <th>Factor</th> <th></th> <th></th> <th></th> </tr> <tr> <th>MHz</th> <th>dBuV/m</th> <th>dBuV/m</th> <th>dB</th> <th>dBuV</th> <th>dB/m</th> <th>dB</th> <th>dB</th> <th>cm</th> <th>deg</th> </tr> </thead> <tbody> <tr> <td>1</td> <td>2402.00</td> <td>80.07</td> <td>-----</td> <td>-----</td> <td>66.93</td> <td>27.08</td> <td>7.36</td> <td>31.74</td> <td>10.44</td> <td>300</td> <td>197</td> <td>AVERAGE</td> </tr> </tbody> </table>	Limit	Read	Ant	Cable	Preamp	Aux	APos	TPos	Remark	Freq	Level	Line Margin	Level Factor	Loss Factor	Factor				MHz	dBuV/m	dBuV/m	dB	dBuV	dB/m	dB	dB	cm	deg	1	2402.00	80.07	-----	-----	66.93	27.08	7.36	31.74	10.44	300	197	AVERAGE
Limit	Read	Ant	Cable	Preamp	Aux	APos	TPos	Remark																																																																												
Freq	Level	Line Margin	Level Factor	Loss Factor	Factor																																																																															
MHz	dBuV/m	dBuV/m	dB	dBuV	dB/m	dB	dB	cm	deg																																																																											
1	2383.78	41.62	54.00	-12.38	28.58	27.00	7.33	31.73	10.44	300	197	AVERAGE																																																																								
Limit	Read	Ant	Cable	Preamp	Aux	APos	TPos	Remark																																																																												
Freq	Level	Line Margin	Level Factor	Loss Factor	Factor																																																																															
MHz	dBuV/m	dBuV/m	dB	dBuV	dB/m	dB	dB	cm	deg																																																																											
1	2402.00	80.07	-----	-----	66.93	27.08	7.36	31.74	10.44	300	197	AVERAGE																																																																								



Mode	5																																																																																			
	Harmonic																																																																																			
	2400-2483.5_Bluetooth-LE_GFSK_CH00_2402MHz																																																																																			
ANT	1																																																																																			
Pol.	Horizontal	Vertical																																																																																		
Peak Avg	<p>Site : 03CH23-HY Condition: PEAK_74 3m DRH18-E_LE2C05A18EN_230712 HORIZONTAL</p> <table border="1"> <thead> <tr> <th>Limit</th> <th>Read</th> <th>Ant</th> <th>Cable</th> <th>Preamp</th> <th>Aux</th> <th>APos</th> <th>TPos</th> <th>Remark</th> </tr> <tr> <th>Freq</th> <th>Level</th> <th>Line Margin</th> <th>Level</th> <th>Factor</th> <th>Loss Factor</th> <th>Factor</th> <th></th> <th></th> </tr> <tr> <th>MHz</th> <th>dBuV/m</th> <th>dBuV/m</th> <th>dB</th> <th>dBuV</th> <th>dB/m</th> <th>dB</th> <th>dB</th> <th>cm</th> <th>deg</th> </tr> </thead> <tbody> <tr> <td>1</td> <td>4804.00</td> <td>44.83</td> <td>74.00</td> <td>-29.17</td> <td>33.13</td> <td>32.30</td> <td>10.56</td> <td>32.98</td> <td>1.82</td> <td>--</td> <td>--</td> <td>Peak</td> </tr> </tbody> </table>	Limit	Read	Ant	Cable	Preamp	Aux	APos	TPos	Remark	Freq	Level	Line Margin	Level	Factor	Loss Factor	Factor			MHz	dBuV/m	dBuV/m	dB	dBuV	dB/m	dB	dB	cm	deg	1	4804.00	44.83	74.00	-29.17	33.13	32.30	10.56	32.98	1.82	--	--	Peak	<p>Site : 03CH23-HY Condition: PEAK_74 3m DRH18-E_LE2C05A18EN_230712 VERTICAL</p> <table border="1"> <thead> <tr> <th>Limit</th> <th>Read</th> <th>Ant</th> <th>Cable</th> <th>Preamp</th> <th>Aux</th> <th>APos</th> <th>TPos</th> <th>Remark</th> </tr> <tr> <th>Freq</th> <th>Level</th> <th>Line Margin</th> <th>Level</th> <th>Factor</th> <th>Loss Factor</th> <th>Factor</th> <th></th> <th></th> </tr> <tr> <th>MHz</th> <th>dBuV/m</th> <th>dBuV/m</th> <th>dB</th> <th>dBuV</th> <th>dB/m</th> <th>dB</th> <th>dB</th> <th>cm</th> <th>deg</th> </tr> </thead> <tbody> <tr> <td>1</td> <td>4804.00</td> <td>45.15</td> <td>74.00</td> <td>-28.85</td> <td>33.45</td> <td>32.30</td> <td>10.56</td> <td>32.98</td> <td>1.82</td> <td>--</td> <td>--</td> <td>Peak</td> </tr> </tbody> </table>	Limit	Read	Ant	Cable	Preamp	Aux	APos	TPos	Remark	Freq	Level	Line Margin	Level	Factor	Loss Factor	Factor			MHz	dBuV/m	dBuV/m	dB	dBuV	dB/m	dB	dB	cm	deg	1	4804.00	45.15	74.00	-28.85	33.45	32.30	10.56	32.98	1.82	--	--	Peak
Limit	Read	Ant	Cable	Preamp	Aux	APos	TPos	Remark																																																																												
Freq	Level	Line Margin	Level	Factor	Loss Factor	Factor																																																																														
MHz	dBuV/m	dBuV/m	dB	dBuV	dB/m	dB	dB	cm	deg																																																																											
1	4804.00	44.83	74.00	-29.17	33.13	32.30	10.56	32.98	1.82	--	--	Peak																																																																								
Limit	Read	Ant	Cable	Preamp	Aux	APos	TPos	Remark																																																																												
Freq	Level	Line Margin	Level	Factor	Loss Factor	Factor																																																																														
MHz	dBuV/m	dBuV/m	dB	dBuV	dB/m	dB	dB	cm	deg																																																																											
1	4804.00	45.15	74.00	-28.85	33.45	32.30	10.56	32.98	1.82	--	--	Peak																																																																								



Mode	6																																																																																	
	Band Edge - L																																																																																	
	2400-2483.5_Bluetooth-LE_GFSK_CH19_2440MHz																																																																																	
ANT	1																																																																																	
Pol.	Horizontal	Fundamental																																																																																
Peak	<p>Site : 03CH23-HY Condition: PEAK_BE_74 3m DRH18-E_LE2C05A18EN_230712 HORIZONTAL : RBW:1000.000kHz VBW:3000.000kHz SMT:Auto</p> <table border="1"> <thead> <tr> <th>Limit</th> <th>Read</th> <th>Ant</th> <th>Cable</th> <th>Preamp</th> <th>Aux</th> <th>APos</th> <th>TPos</th> <th>Remark</th> </tr> <tr> <th>Freq</th> <th>Level</th> <th>Line Margin</th> <th>Level Factor</th> <th>Loss Factor</th> <th>Factor</th> <th></th> <th></th> <th></th> </tr> <tr> <th>MHz</th> <th>dBuV/m</th> <th>dBuV/m</th> <th>dB</th> <th>dBuV</th> <th>dB/m</th> <th>dB</th> <th>dB</th> <th>cm</th> <th>deg</th> </tr> </thead> <tbody> <tr> <td>1 2338.73</td> <td>51.06</td> <td>74.00</td> <td>-22.94</td> <td>37.98</td> <td>27.11</td> <td>7.25</td> <td>31.70</td> <td>10.42</td> <td>200</td> <td>181</td> <td>PEAK</td> </tr> </tbody> </table>	Limit	Read	Ant	Cable	Preamp	Aux	APos	TPos	Remark	Freq	Level	Line Margin	Level Factor	Loss Factor	Factor				MHz	dBuV/m	dBuV/m	dB	dBuV	dB/m	dB	dB	cm	deg	1 2338.73	51.06	74.00	-22.94	37.98	27.11	7.25	31.70	10.42	200	181	PEAK	<p>Site : 03CH23-HY Condition: PEAK_74 3m DRH18-E_LE2C05A18EN_230712 HORIZONTAL : RBW:1000.000kHz VBW:3000.000kHz SMT:Auto</p> <table border="1"> <thead> <tr> <th>Limit</th> <th>Read</th> <th>Ant</th> <th>Cable</th> <th>Preamp</th> <th>Aux</th> <th>APos</th> <th>TPos</th> <th>Remark</th> </tr> <tr> <th>Freq</th> <th>Level</th> <th>Line Margin</th> <th>Level Factor</th> <th>Loss Factor</th> <th>Factor</th> <th></th> <th></th> <th></th> </tr> <tr> <th>MHz</th> <th>dBuV/m</th> <th>dBuV/m</th> <th>dB</th> <th>dBuV</th> <th>dB/m</th> <th>dB</th> <th>dB</th> <th>cm</th> <th>deg</th> </tr> </thead> <tbody> <tr> <td>1 2440.00</td> <td>98.60</td> <td>-----</td> <td>-----</td> <td>85.59</td> <td>26.90</td> <td>7.41</td> <td>31.76</td> <td>10.46</td> <td>200</td> <td>181</td> <td>PEAK</td> </tr> </tbody> </table>	Limit	Read	Ant	Cable	Preamp	Aux	APos	TPos	Remark	Freq	Level	Line Margin	Level Factor	Loss Factor	Factor				MHz	dBuV/m	dBuV/m	dB	dBuV	dB/m	dB	dB	cm	deg	1 2440.00	98.60	-----	-----	85.59	26.90	7.41	31.76	10.46	200	181	PEAK
Limit	Read	Ant	Cable	Preamp	Aux	APos	TPos	Remark																																																																										
Freq	Level	Line Margin	Level Factor	Loss Factor	Factor																																																																													
MHz	dBuV/m	dBuV/m	dB	dBuV	dB/m	dB	dB	cm	deg																																																																									
1 2338.73	51.06	74.00	-22.94	37.98	27.11	7.25	31.70	10.42	200	181	PEAK																																																																							
Limit	Read	Ant	Cable	Preamp	Aux	APos	TPos	Remark																																																																										
Freq	Level	Line Margin	Level Factor	Loss Factor	Factor																																																																													
MHz	dBuV/m	dBuV/m	dB	dBuV	dB/m	dB	dB	cm	deg																																																																									
1 2440.00	98.60	-----	-----	85.59	26.90	7.41	31.76	10.46	200	181	PEAK																																																																							
Avg	<p>Site : 03CH23-HY Condition: AVG_BE_54 3m DRH18-E_LE2C05A18EN_230712 HORIZONTAL : RBW:1000.000kHz VBW:2.700kHz SMT:Auto</p> <table border="1"> <thead> <tr> <th>Limit</th> <th>Read</th> <th>Ant</th> <th>Cable</th> <th>Preamp</th> <th>Aux</th> <th>APos</th> <th>TPos</th> <th>Remark</th> </tr> <tr> <th>Freq</th> <th>Level</th> <th>Line Margin</th> <th>Level Factor</th> <th>Loss Factor</th> <th>Factor</th> <th></th> <th></th> <th></th> </tr> <tr> <th>MHz</th> <th>dBuV/m</th> <th>dBuV/m</th> <th>dB</th> <th>dBuV</th> <th>dB/m</th> <th>dB</th> <th>dB</th> <th>cm</th> <th>deg</th> </tr> </thead> <tbody> <tr> <td>1 2354.33</td> <td>41.71</td> <td>54.00</td> <td>-12.29</td> <td>28.61</td> <td>27.10</td> <td>7.28</td> <td>31.71</td> <td>10.43</td> <td>200</td> <td>181</td> <td>AVERAGE</td> </tr> </tbody> </table>	Limit	Read	Ant	Cable	Preamp	Aux	APos	TPos	Remark	Freq	Level	Line Margin	Level Factor	Loss Factor	Factor				MHz	dBuV/m	dBuV/m	dB	dBuV	dB/m	dB	dB	cm	deg	1 2354.33	41.71	54.00	-12.29	28.61	27.10	7.28	31.71	10.43	200	181	AVERAGE	<p>Site : 03CH23-HY Condition: AVG_54 3m DRH18-E_LE2C05A18EN_230712 HORIZONTAL : RBW:1000.000kHz VBW:2.700kHz SMT:Auto</p> <table border="1"> <thead> <tr> <th>Limit</th> <th>Read</th> <th>Ant</th> <th>Cable</th> <th>Preamp</th> <th>Aux</th> <th>APos</th> <th>TPos</th> <th>Remark</th> </tr> <tr> <th>Freq</th> <th>Level</th> <th>Line Margin</th> <th>Level Factor</th> <th>Loss Factor</th> <th>Factor</th> <th></th> <th></th> <th></th> </tr> <tr> <th>MHz</th> <th>dBuV/m</th> <th>dBuV/m</th> <th>dB</th> <th>dBuV</th> <th>dB/m</th> <th>dB</th> <th>dB</th> <th>cm</th> <th>deg</th> </tr> </thead> <tbody> <tr> <td>1 2440.00</td> <td>98.07</td> <td>-----</td> <td>-----</td> <td>85.06</td> <td>26.90</td> <td>7.41</td> <td>31.76</td> <td>10.46</td> <td>200</td> <td>181</td> <td>AVERAGE</td> </tr> </tbody> </table>	Limit	Read	Ant	Cable	Preamp	Aux	APos	TPos	Remark	Freq	Level	Line Margin	Level Factor	Loss Factor	Factor				MHz	dBuV/m	dBuV/m	dB	dBuV	dB/m	dB	dB	cm	deg	1 2440.00	98.07	-----	-----	85.06	26.90	7.41	31.76	10.46	200	181	AVERAGE
Limit	Read	Ant	Cable	Preamp	Aux	APos	TPos	Remark																																																																										
Freq	Level	Line Margin	Level Factor	Loss Factor	Factor																																																																													
MHz	dBuV/m	dBuV/m	dB	dBuV	dB/m	dB	dB	cm	deg																																																																									
1 2354.33	41.71	54.00	-12.29	28.61	27.10	7.28	31.71	10.43	200	181	AVERAGE																																																																							
Limit	Read	Ant	Cable	Preamp	Aux	APos	TPos	Remark																																																																										
Freq	Level	Line Margin	Level Factor	Loss Factor	Factor																																																																													
MHz	dBuV/m	dBuV/m	dB	dBuV	dB/m	dB	dB	cm	deg																																																																									
1 2440.00	98.07	-----	-----	85.06	26.90	7.41	31.76	10.46	200	181	AVERAGE																																																																							



Mode	6																																																																
	Band Edge - R																																																																
	2400-2483.5_Bluetooth-LE_GFSK_CH19_2440MHz																																																																
ANT	1																																																																
Pol.	Horizontal	Fundamental																																																															
Peak	<p>Site : 03CH23-HY Condition: PEAK_BE_74 3m DRH18-E_LE2C05A18EN_230712 HORIZONTAL : RBW:1000.000kHz VBW:3000.000kHz SMT:Auto</p> <table border="1"> <thead> <tr> <th>Limit</th> <th>Read</th> <th>Ant</th> <th>Cable</th> <th>Preamp</th> <th>Aux</th> <th>APos</th> <th>TPos</th> <th>Remark</th> </tr> <tr> <th>Freq</th> <th>Level</th> <th>Line Margin</th> <th>Level</th> <th>Factor</th> <th>Loss Factor</th> <th>Factor</th> <th></th> <th></th> </tr> <tr> <th>MHz</th> <th>dBuV/m</th> <th>dBuV/m</th> <th>dB</th> <th>dBuV</th> <th>dB/m</th> <th>dB</th> <th>dB</th> <th>dB</th> </tr> </thead> <tbody> <tr> <td>1 2484.28</td> <td>51.27</td> <td>74.00</td> <td>-22.73</td> <td>38.27</td> <td>26.84</td> <td>7.47</td> <td>31.79</td> <td>10.48</td> </tr> <tr> <td></td> <td></td> <td></td> <td></td> <td></td> <td></td> <td></td> <td></td> <td>200</td> </tr> <tr> <td></td> <td></td> <td></td> <td></td> <td></td> <td></td> <td></td> <td></td> <td>181</td> </tr> <tr> <td></td> <td></td> <td></td> <td></td> <td></td> <td></td> <td></td> <td></td> <td>PEAK</td> </tr> </tbody> </table>	Limit	Read	Ant	Cable	Preamp	Aux	APos	TPos	Remark	Freq	Level	Line Margin	Level	Factor	Loss Factor	Factor			MHz	dBuV/m	dBuV/m	dB	dBuV	dB/m	dB	dB	dB	1 2484.28	51.27	74.00	-22.73	38.27	26.84	7.47	31.79	10.48									200									181									PEAK	Blank
Limit	Read	Ant	Cable	Preamp	Aux	APos	TPos	Remark																																																									
Freq	Level	Line Margin	Level	Factor	Loss Factor	Factor																																																											
MHz	dBuV/m	dBuV/m	dB	dBuV	dB/m	dB	dB	dB																																																									
1 2484.28	51.27	74.00	-22.73	38.27	26.84	7.47	31.79	10.48																																																									
								200																																																									
								181																																																									
								PEAK																																																									
Avg	<p>Site : 03CH23-HY Condition: AVG_BE_54 3m DRH18-E_LE2C05A18EN_230712 HORIZONTAL : RBW:1000.000kHz VBW:2.700kHz SMT:Auto</p> <table border="1"> <thead> <tr> <th>Limit</th> <th>Read</th> <th>Ant</th> <th>Cable</th> <th>Preamp</th> <th>Aux</th> <th>APos</th> <th>TPos</th> <th>Remark</th> </tr> <tr> <th>Freq</th> <th>Level</th> <th>Line Margin</th> <th>Level</th> <th>Factor</th> <th>Loss Factor</th> <th>Factor</th> <th></th> <th></th> </tr> <tr> <th>MHz</th> <th>dBuV/m</th> <th>dBuV/m</th> <th>dB</th> <th>dBuV</th> <th>dB/m</th> <th>dB</th> <th>dB</th> <th>dB</th> </tr> </thead> <tbody> <tr> <td>1 2487.34</td> <td>41.82</td> <td>54.00</td> <td>-12.18</td> <td>28.78</td> <td>26.87</td> <td>7.48</td> <td>31.79</td> <td>10.48</td> </tr> <tr> <td></td> <td></td> <td></td> <td></td> <td></td> <td></td> <td></td> <td></td> <td>200</td> </tr> <tr> <td></td> <td></td> <td></td> <td></td> <td></td> <td></td> <td></td> <td></td> <td>181</td> </tr> <tr> <td></td> <td></td> <td></td> <td></td> <td></td> <td></td> <td></td> <td></td> <td>AVERAGE</td> </tr> </tbody> </table>	Limit	Read	Ant	Cable	Preamp	Aux	APos	TPos	Remark	Freq	Level	Line Margin	Level	Factor	Loss Factor	Factor			MHz	dBuV/m	dBuV/m	dB	dBuV	dB/m	dB	dB	dB	1 2487.34	41.82	54.00	-12.18	28.78	26.87	7.48	31.79	10.48									200									181									AVERAGE	Blank
Limit	Read	Ant	Cable	Preamp	Aux	APos	TPos	Remark																																																									
Freq	Level	Line Margin	Level	Factor	Loss Factor	Factor																																																											
MHz	dBuV/m	dBuV/m	dB	dBuV	dB/m	dB	dB	dB																																																									
1 2487.34	41.82	54.00	-12.18	28.78	26.87	7.48	31.79	10.48																																																									
								200																																																									
								181																																																									
								AVERAGE																																																									



Mode	6																																																																																			
	Band Edge - L																																																																																			
	2400-2483.5_Bluetooth-LE_GFSK_CH19_2440MHz																																																																																			
ANT	1																																																																																			
Pol.	Vertical	Fundamental																																																																																		
Peak	<p>Site : 03CH23-HY Condition: PEAK_BE_74 3m DRH18-E_LE2C05A18EN_230712 VERTICAL : RBW:1000.000kHz VBW:3000.000kHz SMT:Auto</p> <table border="1"> <thead> <tr> <th>Limit</th> <th>Read</th> <th>Ant</th> <th>Cable</th> <th>Preamp</th> <th>Aux</th> <th>APos</th> <th>TPos</th> <th>Remark</th> </tr> <tr> <th>Freq</th> <th>Level</th> <th>Line Margin</th> <th>Level Factor</th> <th>Loss Factor</th> <th>Factor</th> <th></th> <th></th> <th></th> </tr> <tr> <th>MHz</th> <th>dBuV/m</th> <th>dBuV/m</th> <th>dB</th> <th>dBuV</th> <th>dB/m</th> <th>dB</th> <th>dB</th> <th>cm</th> <th>deg</th> </tr> </thead> <tbody> <tr> <td>1</td> <td>2374.87</td> <td>51.40</td> <td>74.00</td> <td>-22.60</td> <td>38.33</td> <td>27.05</td> <td>7.31</td> <td>31.72</td> <td>10.43</td> <td>300</td> <td>305</td> <td>PEAK</td> </tr> </tbody> </table>	Limit	Read	Ant	Cable	Preamp	Aux	APos	TPos	Remark	Freq	Level	Line Margin	Level Factor	Loss Factor	Factor				MHz	dBuV/m	dBuV/m	dB	dBuV	dB/m	dB	dB	cm	deg	1	2374.87	51.40	74.00	-22.60	38.33	27.05	7.31	31.72	10.43	300	305	PEAK	<p>Site : 03CH23-HY Condition: PEAK_74 3m DRH18-E_LE2C05A18EN_230712 VERTICAL : RBW:1000.000kHz VBW:3000.000kHz SMT:Auto</p> <table border="1"> <thead> <tr> <th>Limit</th> <th>Read</th> <th>Ant</th> <th>Cable</th> <th>Preamp</th> <th>Aux</th> <th>APos</th> <th>TPos</th> <th>Remark</th> </tr> <tr> <th>Freq</th> <th>Level</th> <th>Line Margin</th> <th>Level Factor</th> <th>Loss Factor</th> <th>Factor</th> <th></th> <th></th> <th></th> </tr> <tr> <th>MHz</th> <th>dBuV/m</th> <th>dBuV/m</th> <th>dB</th> <th>dBuV</th> <th>dB/m</th> <th>dB</th> <th>dB</th> <th>cm</th> <th>deg</th> </tr> </thead> <tbody> <tr> <td>1</td> <td>2440.00</td> <td>94.05</td> <td>-----</td> <td>-----</td> <td>81.04</td> <td>26.90</td> <td>7.41</td> <td>31.76</td> <td>10.46</td> <td>300</td> <td>305</td> <td>PEAK</td> </tr> </tbody> </table>	Limit	Read	Ant	Cable	Preamp	Aux	APos	TPos	Remark	Freq	Level	Line Margin	Level Factor	Loss Factor	Factor				MHz	dBuV/m	dBuV/m	dB	dBuV	dB/m	dB	dB	cm	deg	1	2440.00	94.05	-----	-----	81.04	26.90	7.41	31.76	10.46	300	305	PEAK
Limit	Read	Ant	Cable	Preamp	Aux	APos	TPos	Remark																																																																												
Freq	Level	Line Margin	Level Factor	Loss Factor	Factor																																																																															
MHz	dBuV/m	dBuV/m	dB	dBuV	dB/m	dB	dB	cm	deg																																																																											
1	2374.87	51.40	74.00	-22.60	38.33	27.05	7.31	31.72	10.43	300	305	PEAK																																																																								
Limit	Read	Ant	Cable	Preamp	Aux	APos	TPos	Remark																																																																												
Freq	Level	Line Margin	Level Factor	Loss Factor	Factor																																																																															
MHz	dBuV/m	dBuV/m	dB	dBuV	dB/m	dB	dB	cm	deg																																																																											
1	2440.00	94.05	-----	-----	81.04	26.90	7.41	31.76	10.46	300	305	PEAK																																																																								
Avg	<p>Site : 03CH23-HY Condition: AVG_BE_54 3m DRH18-E_LE2C05A18EN_230712 VERTICAL : RBW:1000.000kHz VBW:2.700kHz SMT:Auto</p> <table border="1"> <thead> <tr> <th>Limit</th> <th>Read</th> <th>Ant</th> <th>Cable</th> <th>Preamp</th> <th>Aux</th> <th>APos</th> <th>TPos</th> <th>Remark</th> </tr> <tr> <th>Freq</th> <th>Level</th> <th>Line Margin</th> <th>Level Factor</th> <th>Loss Factor</th> <th>Factor</th> <th></th> <th></th> <th></th> </tr> <tr> <th>MHz</th> <th>dBuV/m</th> <th>dBuV/m</th> <th>dB</th> <th>dBuV</th> <th>dB/m</th> <th>dB</th> <th>dB</th> <th>cm</th> <th>deg</th> </tr> </thead> <tbody> <tr> <td>1</td> <td>2374.87</td> <td>41.86</td> <td>54.00</td> <td>-12.14</td> <td>28.79</td> <td>27.05</td> <td>7.31</td> <td>31.72</td> <td>10.43</td> <td>300</td> <td>305</td> <td>AVERAGE</td> </tr> </tbody> </table>	Limit	Read	Ant	Cable	Preamp	Aux	APos	TPos	Remark	Freq	Level	Line Margin	Level Factor	Loss Factor	Factor				MHz	dBuV/m	dBuV/m	dB	dBuV	dB/m	dB	dB	cm	deg	1	2374.87	41.86	54.00	-12.14	28.79	27.05	7.31	31.72	10.43	300	305	AVERAGE	<p>Site : 03CH23-HY Condition: AVG_54 3m DRH18-E_LE2C05A18EN_230712 VERTICAL : RBW:1000.000kHz VBW:2.700kHz SMT:Auto</p> <table border="1"> <thead> <tr> <th>Limit</th> <th>Read</th> <th>Ant</th> <th>Cable</th> <th>Preamp</th> <th>Aux</th> <th>APos</th> <th>TPos</th> <th>Remark</th> </tr> <tr> <th>Freq</th> <th>Level</th> <th>Line Margin</th> <th>Level Factor</th> <th>Loss Factor</th> <th>Factor</th> <th></th> <th></th> <th></th> </tr> <tr> <th>MHz</th> <th>dBuV/m</th> <th>dBuV/m</th> <th>dB</th> <th>dBuV</th> <th>dB/m</th> <th>dB</th> <th>dB</th> <th>cm</th> <th>deg</th> </tr> </thead> <tbody> <tr> <td>1</td> <td>2440.00</td> <td>93.48</td> <td>-----</td> <td>-----</td> <td>80.47</td> <td>26.90</td> <td>7.41</td> <td>31.76</td> <td>10.46</td> <td>300</td> <td>305</td> <td>AVERAGE</td> </tr> </tbody> </table>	Limit	Read	Ant	Cable	Preamp	Aux	APos	TPos	Remark	Freq	Level	Line Margin	Level Factor	Loss Factor	Factor				MHz	dBuV/m	dBuV/m	dB	dBuV	dB/m	dB	dB	cm	deg	1	2440.00	93.48	-----	-----	80.47	26.90	7.41	31.76	10.46	300	305	AVERAGE
Limit	Read	Ant	Cable	Preamp	Aux	APos	TPos	Remark																																																																												
Freq	Level	Line Margin	Level Factor	Loss Factor	Factor																																																																															
MHz	dBuV/m	dBuV/m	dB	dBuV	dB/m	dB	dB	cm	deg																																																																											
1	2374.87	41.86	54.00	-12.14	28.79	27.05	7.31	31.72	10.43	300	305	AVERAGE																																																																								
Limit	Read	Ant	Cable	Preamp	Aux	APos	TPos	Remark																																																																												
Freq	Level	Line Margin	Level Factor	Loss Factor	Factor																																																																															
MHz	dBuV/m	dBuV/m	dB	dBuV	dB/m	dB	dB	cm	deg																																																																											
1	2440.00	93.48	-----	-----	80.47	26.90	7.41	31.76	10.46	300	305	AVERAGE																																																																								



Mode	6																																									
	Band Edge - R																																									
	2400-2483.5_Bluetooth-LE_GFSK_CH19_2440MHz																																									
ANT	1																																									
Pol.	Vertical	Fundamental																																								
Peak	<p>Site : 03CH23-HY Condition: PEAK_BE_74 3m DRH18-E_LE2C05A18EN_230712 VERTICAL : RBW:1000.000kHz VBW:3000.000kHz SMT:Auto</p> <table border="1"> <thead> <tr> <th>Limit</th> <th>Read</th> <th>Ant</th> <th>Cable</th> <th>Preamp</th> <th>Aux</th> <th>APos</th> <th>TPos</th> <th>Remark</th> </tr> <tr> <th>Freq</th> <th>Level</th> <th>Line Margin</th> <th>Level</th> <th>Factor</th> <th>Loss Factor</th> <th>Factor</th> <th></th> <th></th> </tr> <tr> <th>MHz</th> <th>dBuV/m</th> <th>dBuV/m</th> <th>dB</th> <th>dBuV</th> <th>dB/m</th> <th>dB</th> <th>dB</th> <th>cm</th> <th>deg</th> </tr> </thead> <tbody> <tr> <td>1 2491.48</td> <td>51.58</td> <td>74.00</td> <td>-22.42</td> <td>38.51</td> <td>26.90</td> <td>7.48</td> <td>31.79</td> <td>10.48</td> <td>300</td> <td>305</td> <td>PEAK</td> </tr> </tbody> </table>	Limit	Read	Ant	Cable	Preamp	Aux	APos	TPos	Remark	Freq	Level	Line Margin	Level	Factor	Loss Factor	Factor			MHz	dBuV/m	dBuV/m	dB	dBuV	dB/m	dB	dB	cm	deg	1 2491.48	51.58	74.00	-22.42	38.51	26.90	7.48	31.79	10.48	300	305	PEAK	Blank
Limit	Read	Ant	Cable	Preamp	Aux	APos	TPos	Remark																																		
Freq	Level	Line Margin	Level	Factor	Loss Factor	Factor																																				
MHz	dBuV/m	dBuV/m	dB	dBuV	dB/m	dB	dB	cm	deg																																	
1 2491.48	51.58	74.00	-22.42	38.51	26.90	7.48	31.79	10.48	300	305	PEAK																															
Avg	<p>Site : 03CH23-HY Condition: AVG_BE_54 3m DRH18-E_LE2C05A18EN_230712 VERTICAL : RBW:1000.000kHz VBW:2.700kHz SMT:Auto</p> <table border="1"> <thead> <tr> <th>Limit</th> <th>Read</th> <th>Ant</th> <th>Cable</th> <th>Preamp</th> <th>Aux</th> <th>APos</th> <th>TPos</th> <th>Remark</th> </tr> <tr> <th>Freq</th> <th>Level</th> <th>Line Margin</th> <th>Level</th> <th>Factor</th> <th>Loss Factor</th> <th>Factor</th> <th></th> <th></th> </tr> <tr> <th>MHz</th> <th>dBuV/m</th> <th>dBuV/m</th> <th>dB</th> <th>dBuV</th> <th>dB/m</th> <th>dB</th> <th>dB</th> <th>cm</th> <th>deg</th> </tr> </thead> <tbody> <tr> <td>1 2496.94</td> <td>41.69</td> <td>54.00</td> <td>-12.31</td> <td>28.62</td> <td>26.90</td> <td>7.49</td> <td>31.80</td> <td>10.48</td> <td>300</td> <td>305</td> <td>AVERAGE</td> </tr> </tbody> </table>	Limit	Read	Ant	Cable	Preamp	Aux	APos	TPos	Remark	Freq	Level	Line Margin	Level	Factor	Loss Factor	Factor			MHz	dBuV/m	dBuV/m	dB	dBuV	dB/m	dB	dB	cm	deg	1 2496.94	41.69	54.00	-12.31	28.62	26.90	7.49	31.80	10.48	300	305	AVERAGE	Blank
Limit	Read	Ant	Cable	Preamp	Aux	APos	TPos	Remark																																		
Freq	Level	Line Margin	Level	Factor	Loss Factor	Factor																																				
MHz	dBuV/m	dBuV/m	dB	dBuV	dB/m	dB	dB	cm	deg																																	
1 2496.94	41.69	54.00	-12.31	28.62	26.90	7.49	31.80	10.48	300	305	AVERAGE																															



Mode	6																																																																																																																																							
	Harmonic																																																																																																																																							
	2400-2483.5_Bluetooth-LE_GFSK_CH19_2440MHz																																																																																																																																							
ANT	1																																																																																																																																							
Pol.	Horizontal	Vertical																																																																																																																																						
Peak Avg	<p>Site : 03CH23-HY Condition: PEAK_74 3m DRH18-E_LE2C05A18EN_230712 HORIZONTAL</p> <table border="1"> <thead> <tr> <th></th> <th>Limit</th> <th>Read</th> <th>Ant</th> <th>Cable</th> <th>Preamp</th> <th>Aux</th> <th>APos</th> <th>TPos</th> <th></th> </tr> <tr> <th>Freq</th> <th>Level</th> <th>Line Margin</th> <th>Level</th> <th>Factor</th> <th>Loss Factor</th> <th>Factor</th> <th></th> <th></th> <th>Remark</th> </tr> <tr> <th></th> <th>MHz</th> <th>dBuV/m</th> <th>dBuV/m</th> <th>dB</th> <th>dBuV</th> <th>dB/m</th> <th>dB</th> <th>dB</th> <th>cm</th> <th>deg</th> </tr> </thead> <tbody> <tr> <td>1</td> <td>4880.00</td> <td>45.52</td> <td>74.00</td> <td>-28.48</td> <td>33.59</td> <td>32.60</td> <td>10.52</td> <td>32.98</td> <td>1.79</td> <td>--</td> <td>Peak</td> </tr> <tr> <td>2</td> <td>7320.00</td> <td>50.13</td> <td>74.00</td> <td>-23.87</td> <td>33.83</td> <td>37.20</td> <td>12.64</td> <td>35.55</td> <td>2.01</td> <td>--</td> <td>Peak</td> </tr> <tr> <td>3</td> <td>7320.00</td> <td>40.42</td> <td>54.00</td> <td>-13.58</td> <td>24.12</td> <td>37.20</td> <td>12.64</td> <td>35.55</td> <td>2.01</td> <td>--</td> <td>Average</td> </tr> </tbody> </table>		Limit	Read	Ant	Cable	Preamp	Aux	APos	TPos		Freq	Level	Line Margin	Level	Factor	Loss Factor	Factor			Remark		MHz	dBuV/m	dBuV/m	dB	dBuV	dB/m	dB	dB	cm	deg	1	4880.00	45.52	74.00	-28.48	33.59	32.60	10.52	32.98	1.79	--	Peak	2	7320.00	50.13	74.00	-23.87	33.83	37.20	12.64	35.55	2.01	--	Peak	3	7320.00	40.42	54.00	-13.58	24.12	37.20	12.64	35.55	2.01	--	Average	<p>Site : 03CH23-HY Condition: PEAK_74 3m DRH18-E_LE2C05A18EN_230712 VERTICAL</p> <table border="1"> <thead> <tr> <th></th> <th>Limit</th> <th>Read</th> <th>Ant</th> <th>Cable</th> <th>Preamp</th> <th>Aux</th> <th>APos</th> <th>TPos</th> <th></th> </tr> <tr> <th>Freq</th> <th>Level</th> <th>Line Margin</th> <th>Level</th> <th>Factor</th> <th>Loss Factor</th> <th>Factor</th> <th></th> <th></th> <th>Remark</th> </tr> <tr> <th></th> <th>MHz</th> <th>dBuV/m</th> <th>dBuV/m</th> <th>dB</th> <th>dBuV</th> <th>dB/m</th> <th>dB</th> <th>dB</th> <th>cm</th> <th>deg</th> </tr> </thead> <tbody> <tr> <td>1</td> <td>4880.00</td> <td>45.12</td> <td>74.00</td> <td>-28.88</td> <td>33.19</td> <td>32.60</td> <td>10.52</td> <td>32.98</td> <td>1.79</td> <td>--</td> <td>Peak</td> </tr> <tr> <td>2</td> <td>7320.00</td> <td>49.19</td> <td>74.00</td> <td>-24.81</td> <td>32.89</td> <td>37.20</td> <td>12.64</td> <td>35.55</td> <td>2.01</td> <td>--</td> <td>Peak</td> </tr> <tr> <td>3</td> <td>7320.00</td> <td>40.45</td> <td>54.00</td> <td>-13.55</td> <td>24.15</td> <td>37.20</td> <td>12.64</td> <td>35.55</td> <td>2.01</td> <td>--</td> <td>Average</td> </tr> </tbody> </table>		Limit	Read	Ant	Cable	Preamp	Aux	APos	TPos		Freq	Level	Line Margin	Level	Factor	Loss Factor	Factor			Remark		MHz	dBuV/m	dBuV/m	dB	dBuV	dB/m	dB	dB	cm	deg	1	4880.00	45.12	74.00	-28.88	33.19	32.60	10.52	32.98	1.79	--	Peak	2	7320.00	49.19	74.00	-24.81	32.89	37.20	12.64	35.55	2.01	--	Peak	3	7320.00	40.45	54.00	-13.55	24.15	37.20	12.64	35.55	2.01	--	Average
	Limit	Read	Ant	Cable	Preamp	Aux	APos	TPos																																																																																																																																
Freq	Level	Line Margin	Level	Factor	Loss Factor	Factor			Remark																																																																																																																															
	MHz	dBuV/m	dBuV/m	dB	dBuV	dB/m	dB	dB	cm	deg																																																																																																																														
1	4880.00	45.52	74.00	-28.48	33.59	32.60	10.52	32.98	1.79	--	Peak																																																																																																																													
2	7320.00	50.13	74.00	-23.87	33.83	37.20	12.64	35.55	2.01	--	Peak																																																																																																																													
3	7320.00	40.42	54.00	-13.58	24.12	37.20	12.64	35.55	2.01	--	Average																																																																																																																													
	Limit	Read	Ant	Cable	Preamp	Aux	APos	TPos																																																																																																																																
Freq	Level	Line Margin	Level	Factor	Loss Factor	Factor			Remark																																																																																																																															
	MHz	dBuV/m	dBuV/m	dB	dBuV	dB/m	dB	dB	cm	deg																																																																																																																														
1	4880.00	45.12	74.00	-28.88	33.19	32.60	10.52	32.98	1.79	--	Peak																																																																																																																													
2	7320.00	49.19	74.00	-24.81	32.89	37.20	12.64	35.55	2.01	--	Peak																																																																																																																													
3	7320.00	40.45	54.00	-13.55	24.15	37.20	12.64	35.55	2.01	--	Average																																																																																																																													



Mode	7																																																																																	
	Band Edge																																																																																	
	2400-2483.5_Bluetooth-LE_GFSK_CH39_2480MHz																																																																																	
ANT	1																																																																																	
Pol.	Horizontal	Fundamental																																																																																
Peak	<p>Site : 03CH23-HY Condition: PEAK_BE_74 3m DRH18-E_LE2C05A18EN_230712 HORIZONTAL : RBW:1000.000kHz VBW:3000.000kHz SMT:Auto</p> <table border="1"> <thead> <tr> <th>Limit</th> <th>Read</th> <th>Ant</th> <th>Cable</th> <th>Preamp</th> <th>Aux</th> <th>APos</th> <th>TPos</th> <th>Remark</th> </tr> <tr> <th>Freq</th> <th>Level</th> <th>Line Margin</th> <th>Level Factor</th> <th>Loss Factor</th> <th>Factor</th> <th></th> <th></th> <th></th> </tr> <tr> <th>MHz</th> <th>dBuV/m</th> <th>dBuV/m</th> <th>dB</th> <th>dBuV</th> <th>dB/m</th> <th>dB</th> <th>dB</th> <th>cm</th> <th>deg</th> </tr> </thead> <tbody> <tr> <td>1 2492.30</td> <td>52.17</td> <td>74.00</td> <td>-21.83</td> <td>39.11</td> <td>26.90</td> <td>7.48</td> <td>31.80</td> <td>10.48</td> <td>217</td> <td>151</td> <td>PEAK</td> </tr> </tbody> </table>	Limit	Read	Ant	Cable	Preamp	Aux	APos	TPos	Remark	Freq	Level	Line Margin	Level Factor	Loss Factor	Factor				MHz	dBuV/m	dBuV/m	dB	dBuV	dB/m	dB	dB	cm	deg	1 2492.30	52.17	74.00	-21.83	39.11	26.90	7.48	31.80	10.48	217	151	PEAK	<p>Site : 03CH23-HY Condition: PEAK_74 3m DRH18-E_LE2C05A18EN_230712 HORIZONTAL : RBW:1000.000kHz VBW:3000.000kHz SMT:Auto</p> <table border="1"> <thead> <tr> <th>Limit</th> <th>Read</th> <th>Ant</th> <th>Cable</th> <th>Preamp</th> <th>Aux</th> <th>APos</th> <th>TPos</th> <th>Remark</th> </tr> <tr> <th>Freq</th> <th>Level</th> <th>Line Margin</th> <th>Level Factor</th> <th>Loss Factor</th> <th>Factor</th> <th></th> <th></th> <th></th> </tr> <tr> <th>MHz</th> <th>dBuV/m</th> <th>dBuV/m</th> <th>dB</th> <th>dBuV</th> <th>dB/m</th> <th>dB</th> <th>dB</th> <th>cm</th> <th>deg</th> </tr> </thead> <tbody> <tr> <td>1 2480.00</td> <td>100.56</td> <td>-----</td> <td>-----</td> <td>87.60</td> <td>26.80</td> <td>7.47</td> <td>31.79</td> <td>10.48</td> <td>217</td> <td>151</td> <td>PEAK</td> </tr> </tbody> </table>	Limit	Read	Ant	Cable	Preamp	Aux	APos	TPos	Remark	Freq	Level	Line Margin	Level Factor	Loss Factor	Factor				MHz	dBuV/m	dBuV/m	dB	dBuV	dB/m	dB	dB	cm	deg	1 2480.00	100.56	-----	-----	87.60	26.80	7.47	31.79	10.48	217	151	PEAK
Limit	Read	Ant	Cable	Preamp	Aux	APos	TPos	Remark																																																																										
Freq	Level	Line Margin	Level Factor	Loss Factor	Factor																																																																													
MHz	dBuV/m	dBuV/m	dB	dBuV	dB/m	dB	dB	cm	deg																																																																									
1 2492.30	52.17	74.00	-21.83	39.11	26.90	7.48	31.80	10.48	217	151	PEAK																																																																							
Limit	Read	Ant	Cable	Preamp	Aux	APos	TPos	Remark																																																																										
Freq	Level	Line Margin	Level Factor	Loss Factor	Factor																																																																													
MHz	dBuV/m	dBuV/m	dB	dBuV	dB/m	dB	dB	cm	deg																																																																									
1 2480.00	100.56	-----	-----	87.60	26.80	7.47	31.79	10.48	217	151	PEAK																																																																							
Avg	<p>Site : 03CH23-HY Condition: AVG_BE_54 3m DRH18-E_LE2C05A18EN_230712 HORIZONTAL : RBW:1000.000kHz VBW:2.700kHz SMT:Auto</p> <table border="1"> <thead> <tr> <th>Limit</th> <th>Read</th> <th>Ant</th> <th>Cable</th> <th>Preamp</th> <th>Aux</th> <th>APos</th> <th>TPos</th> <th>Remark</th> </tr> <tr> <th>Freq</th> <th>Level</th> <th>Line Margin</th> <th>Level Factor</th> <th>Loss Factor</th> <th>Factor</th> <th></th> <th></th> <th></th> </tr> <tr> <th>MHz</th> <th>dBuV/m</th> <th>dBuV/m</th> <th>dB</th> <th>dBuV</th> <th>dB/m</th> <th>dB</th> <th>dB</th> <th>cm</th> <th>deg</th> </tr> </thead> <tbody> <tr> <td>1 2483.54</td> <td>41.88</td> <td>54.00</td> <td>-12.12</td> <td>28.88</td> <td>26.84</td> <td>7.47</td> <td>31.79</td> <td>10.48</td> <td>217</td> <td>151</td> <td>AVERAGE</td> </tr> </tbody> </table>	Limit	Read	Ant	Cable	Preamp	Aux	APos	TPos	Remark	Freq	Level	Line Margin	Level Factor	Loss Factor	Factor				MHz	dBuV/m	dBuV/m	dB	dBuV	dB/m	dB	dB	cm	deg	1 2483.54	41.88	54.00	-12.12	28.88	26.84	7.47	31.79	10.48	217	151	AVERAGE	<p>Site : 03CH23-HY Condition: AVG_54 3m DRH18-E_LE2C05A18EN_230712 HORIZONTAL : RBW:1000.000kHz VBW:2.700kHz SMT:Auto</p> <table border="1"> <thead> <tr> <th>Limit</th> <th>Read</th> <th>Ant</th> <th>Cable</th> <th>Preamp</th> <th>Aux</th> <th>APos</th> <th>TPos</th> <th>Remark</th> </tr> <tr> <th>Freq</th> <th>Level</th> <th>Line Margin</th> <th>Level Factor</th> <th>Loss Factor</th> <th>Factor</th> <th></th> <th></th> <th></th> </tr> <tr> <th>MHz</th> <th>dBuV/m</th> <th>dBuV/m</th> <th>dB</th> <th>dBuV</th> <th>dB/m</th> <th>dB</th> <th>dB</th> <th>cm</th> <th>deg</th> </tr> </thead> <tbody> <tr> <td>1 2480.00</td> <td>100.00</td> <td>-----</td> <td>-----</td> <td>87.04</td> <td>26.80</td> <td>7.47</td> <td>31.79</td> <td>10.48</td> <td>217</td> <td>151</td> <td>AVERAGE</td> </tr> </tbody> </table>	Limit	Read	Ant	Cable	Preamp	Aux	APos	TPos	Remark	Freq	Level	Line Margin	Level Factor	Loss Factor	Factor				MHz	dBuV/m	dBuV/m	dB	dBuV	dB/m	dB	dB	cm	deg	1 2480.00	100.00	-----	-----	87.04	26.80	7.47	31.79	10.48	217	151	AVERAGE
Limit	Read	Ant	Cable	Preamp	Aux	APos	TPos	Remark																																																																										
Freq	Level	Line Margin	Level Factor	Loss Factor	Factor																																																																													
MHz	dBuV/m	dBuV/m	dB	dBuV	dB/m	dB	dB	cm	deg																																																																									
1 2483.54	41.88	54.00	-12.12	28.88	26.84	7.47	31.79	10.48	217	151	AVERAGE																																																																							
Limit	Read	Ant	Cable	Preamp	Aux	APos	TPos	Remark																																																																										
Freq	Level	Line Margin	Level Factor	Loss Factor	Factor																																																																													
MHz	dBuV/m	dBuV/m	dB	dBuV	dB/m	dB	dB	cm	deg																																																																									
1 2480.00	100.00	-----	-----	87.04	26.80	7.47	31.79	10.48	217	151	AVERAGE																																																																							



Mode	7																																																																																			
	Band Edge																																																																																			
	2400-2483.5_Bluetooth-LE_GFSK_CH39_2480MHz																																																																																			
ANT	1																																																																																			
Pol.	Vertical	Fundamental																																																																																		
Peak	<p>Site : 03CH23-HY Condition: PEAK_BE_74 3m DRH18-E_LE2C05A18EN_230712 VERTICAL : RBW:1000.000kHz VBW:3000.000kHz SMT:Auto</p> <table border="1"> <thead> <tr> <th>Limit</th> <th>Read</th> <th>Ant</th> <th>Cable</th> <th>Preamp</th> <th>Aux</th> <th>APos</th> <th>TPos</th> <th>Remark</th> </tr> <tr> <th>Freq</th> <th>Level</th> <th>Line Margin</th> <th>Level Factor</th> <th>Loss Factor</th> <th>Factor</th> <th></th> <th></th> <th></th> </tr> <tr> <th>MHz</th> <th>dBuV/m</th> <th>dBuV/m</th> <th>dB</th> <th>dBuV</th> <th>dB/m</th> <th>dB</th> <th>dB</th> <th>cm</th> <th>deg</th> </tr> </thead> <tbody> <tr> <td>1</td> <td>2487.06</td> <td>51.66</td> <td>74.00</td> <td>-22.34</td> <td>38.62</td> <td>26.87</td> <td>7.48</td> <td>31.79</td> <td>10.48</td> <td>373</td> <td>260</td> <td>PEAK</td> </tr> </tbody> </table>	Limit	Read	Ant	Cable	Preamp	Aux	APos	TPos	Remark	Freq	Level	Line Margin	Level Factor	Loss Factor	Factor				MHz	dBuV/m	dBuV/m	dB	dBuV	dB/m	dB	dB	cm	deg	1	2487.06	51.66	74.00	-22.34	38.62	26.87	7.48	31.79	10.48	373	260	PEAK	<p>Site : 03CH23-HY Condition: PEAK_74 3m DRH18-E_LE2C05A18EN_230712 VERTICAL : RBW:1000.000kHz VBW:3000.000kHz SMT:Auto</p> <table border="1"> <thead> <tr> <th>Limit</th> <th>Read</th> <th>Ant</th> <th>Cable</th> <th>Preamp</th> <th>Aux</th> <th>APos</th> <th>TPos</th> <th>Remark</th> </tr> <tr> <th>Freq</th> <th>Level</th> <th>Line Margin</th> <th>Level Factor</th> <th>Loss Factor</th> <th>Factor</th> <th></th> <th></th> <th></th> </tr> <tr> <th>MHz</th> <th>dBuV/m</th> <th>dBuV/m</th> <th>dB</th> <th>dBuV</th> <th>dB/m</th> <th>dB</th> <th>dB</th> <th>cm</th> <th>deg</th> </tr> </thead> <tbody> <tr> <td>1</td> <td>2480.00</td> <td>96.14</td> <td>-----</td> <td>-----</td> <td>83.18</td> <td>26.80</td> <td>7.47</td> <td>31.79</td> <td>10.48</td> <td>373</td> <td>260</td> <td>PEAK</td> </tr> </tbody> </table>	Limit	Read	Ant	Cable	Preamp	Aux	APos	TPos	Remark	Freq	Level	Line Margin	Level Factor	Loss Factor	Factor				MHz	dBuV/m	dBuV/m	dB	dBuV	dB/m	dB	dB	cm	deg	1	2480.00	96.14	-----	-----	83.18	26.80	7.47	31.79	10.48	373	260	PEAK
	Limit	Read	Ant	Cable	Preamp	Aux	APos	TPos	Remark																																																																											
Freq	Level	Line Margin	Level Factor	Loss Factor	Factor																																																																															
MHz	dBuV/m	dBuV/m	dB	dBuV	dB/m	dB	dB	cm	deg																																																																											
1	2487.06	51.66	74.00	-22.34	38.62	26.87	7.48	31.79	10.48	373	260	PEAK																																																																								
Limit	Read	Ant	Cable	Preamp	Aux	APos	TPos	Remark																																																																												
Freq	Level	Line Margin	Level Factor	Loss Factor	Factor																																																																															
MHz	dBuV/m	dBuV/m	dB	dBuV	dB/m	dB	dB	cm	deg																																																																											
1	2480.00	96.14	-----	-----	83.18	26.80	7.47	31.79	10.48	373	260	PEAK																																																																								
Avg	<p>Site : 03CH23-HY Condition: AVG_BE_54 3m DRH18-E_LE2C05A18EN_230712 VERTICAL : RBW:1000.000kHz VBW:2.700kHz SMT:Auto</p> <table border="1"> <thead> <tr> <th>Limit</th> <th>Read</th> <th>Ant</th> <th>Cable</th> <th>Preamp</th> <th>Aux</th> <th>APos</th> <th>TPos</th> <th>Remark</th> </tr> <tr> <th>Freq</th> <th>Level</th> <th>Line Margin</th> <th>Level Factor</th> <th>Loss Factor</th> <th>Factor</th> <th></th> <th></th> <th></th> </tr> <tr> <th>MHz</th> <th>dBuV/m</th> <th>dBuV/m</th> <th>dB</th> <th>dBuV</th> <th>dB/m</th> <th>dB</th> <th>dB</th> <th>cm</th> <th>deg</th> </tr> </thead> <tbody> <tr> <td>1</td> <td>2491.42</td> <td>42.02</td> <td>54.00</td> <td>-11.98</td> <td>28.95</td> <td>26.90</td> <td>7.48</td> <td>31.79</td> <td>10.48</td> <td>373</td> <td>260</td> <td>AVERAGE</td> </tr> </tbody> </table>	Limit	Read	Ant	Cable	Preamp	Aux	APos	TPos	Remark	Freq	Level	Line Margin	Level Factor	Loss Factor	Factor				MHz	dBuV/m	dBuV/m	dB	dBuV	dB/m	dB	dB	cm	deg	1	2491.42	42.02	54.00	-11.98	28.95	26.90	7.48	31.79	10.48	373	260	AVERAGE	<p>Site : 03CH23-HY Condition: AVG_54 3m DRH18-E_LE2C05A18EN_230712 VERTICAL : RBW:1000.000kHz VBW:2.700kHz SMT:Auto</p> <table border="1"> <thead> <tr> <th>Limit</th> <th>Read</th> <th>Ant</th> <th>Cable</th> <th>Preamp</th> <th>Aux</th> <th>APos</th> <th>TPos</th> <th>Remark</th> </tr> <tr> <th>Freq</th> <th>Level</th> <th>Line Margin</th> <th>Level Factor</th> <th>Loss Factor</th> <th>Factor</th> <th></th> <th></th> <th></th> </tr> <tr> <th>MHz</th> <th>dBuV/m</th> <th>dBuV/m</th> <th>dB</th> <th>dBuV</th> <th>dB/m</th> <th>dB</th> <th>dB</th> <th>cm</th> <th>deg</th> </tr> </thead> <tbody> <tr> <td>1</td> <td>2480.00</td> <td>95.55</td> <td>-----</td> <td>-----</td> <td>82.59</td> <td>26.80</td> <td>7.47</td> <td>31.79</td> <td>10.48</td> <td>373</td> <td>260</td> <td>AVERAGE</td> </tr> </tbody> </table>	Limit	Read	Ant	Cable	Preamp	Aux	APos	TPos	Remark	Freq	Level	Line Margin	Level Factor	Loss Factor	Factor				MHz	dBuV/m	dBuV/m	dB	dBuV	dB/m	dB	dB	cm	deg	1	2480.00	95.55	-----	-----	82.59	26.80	7.47	31.79	10.48	373	260	AVERAGE
Limit	Read	Ant	Cable	Preamp	Aux	APos	TPos	Remark																																																																												
Freq	Level	Line Margin	Level Factor	Loss Factor	Factor																																																																															
MHz	dBuV/m	dBuV/m	dB	dBuV	dB/m	dB	dB	cm	deg																																																																											
1	2491.42	42.02	54.00	-11.98	28.95	26.90	7.48	31.79	10.48	373	260	AVERAGE																																																																								
Limit	Read	Ant	Cable	Preamp	Aux	APos	TPos	Remark																																																																												
Freq	Level	Line Margin	Level Factor	Loss Factor	Factor																																																																															
MHz	dBuV/m	dBuV/m	dB	dBuV	dB/m	dB	dB	cm	deg																																																																											
1	2480.00	95.55	-----	-----	82.59	26.80	7.47	31.79	10.48	373	260	AVERAGE																																																																								



Mode	7																																																																																																																																			
	Harmonic																																																																																																																																			
	2400-2483.5_Bluetooth-LE_GFSK_CH39_2480MHz																																																																																																																																			
ANT	1																																																																																																																																			
Pol.	Horizontal	Vertical																																																																																																																																		
Peak Avg	<p>Site : 03CH23-HY Condition: PEAK_74 3m DRH18-E_LE2C05A18EN_230712 HORIZONTAL</p> <table border="1"> <thead> <tr> <th>Peak</th> <th>Freq</th> <th>Level</th> <th>Limit</th> <th>Line Margin</th> <th>Read</th> <th>Ant</th> <th>Cable</th> <th>Preamp</th> <th>Aux</th> <th>APos</th> <th>TPos</th> <th>Remark</th> </tr> <tr> <th></th> <th>MHz</th> <th>dBuV/m</th> <th>dBuV/m</th> <th>dB</th> <th>dBuV</th> <th>dB/m</th> <th>dB</th> <th>dB</th> <th>dB</th> <th>cm</th> <th>deg</th> <th></th> </tr> </thead> <tbody> <tr> <td>1</td> <td>4960.00</td> <td>44.91</td> <td>74.00</td> <td>-29.09</td> <td>32.89</td> <td>32.77</td> <td>10.48</td> <td>32.98</td> <td>1.75</td> <td>--</td> <td>--</td> <td>Peak</td> </tr> <tr> <td>2</td> <td>7440.00</td> <td>48.98</td> <td>74.00</td> <td>-25.02</td> <td>32.72</td> <td>37.10</td> <td>12.82</td> <td>35.65</td> <td>1.99</td> <td>--</td> <td>--</td> <td>Peak</td> </tr> <tr> <td>3</td> <td>7440.00</td> <td>40.11</td> <td>54.00</td> <td>-13.89</td> <td>23.85</td> <td>37.10</td> <td>12.82</td> <td>35.65</td> <td>1.99</td> <td>--</td> <td>--</td> <td>Average</td> </tr> </tbody> </table>	Peak	Freq	Level	Limit	Line Margin	Read	Ant	Cable	Preamp	Aux	APos	TPos	Remark		MHz	dBuV/m	dBuV/m	dB	dBuV	dB/m	dB	dB	dB	cm	deg		1	4960.00	44.91	74.00	-29.09	32.89	32.77	10.48	32.98	1.75	--	--	Peak	2	7440.00	48.98	74.00	-25.02	32.72	37.10	12.82	35.65	1.99	--	--	Peak	3	7440.00	40.11	54.00	-13.89	23.85	37.10	12.82	35.65	1.99	--	--	Average	<p>Site : 03CH23-HY Condition: PEAK_74 3m DRH18-E_LE2C05A18EN_230712 VERTICAL</p> <table border="1"> <thead> <tr> <th>Peak</th> <th>Freq</th> <th>Level</th> <th>Limit</th> <th>Line Margin</th> <th>Read</th> <th>Ant</th> <th>Cable</th> <th>Preamp</th> <th>Aux</th> <th>APos</th> <th>TPos</th> <th>Remark</th> </tr> <tr> <th></th> <th>MHz</th> <th>dBuV/m</th> <th>dBuV/m</th> <th>dB</th> <th>dBuV</th> <th>dB/m</th> <th>dB</th> <th>dB</th> <th>dB</th> <th>cm</th> <th>deg</th> <th></th> </tr> </thead> <tbody> <tr> <td>1</td> <td>4960.00</td> <td>47.37</td> <td>74.00</td> <td>-26.63</td> <td>35.35</td> <td>32.77</td> <td>10.48</td> <td>32.98</td> <td>1.75</td> <td>--</td> <td>--</td> <td>Peak</td> </tr> <tr> <td>2</td> <td>7440.00</td> <td>48.82</td> <td>74.00</td> <td>-25.18</td> <td>32.56</td> <td>37.10</td> <td>12.82</td> <td>35.65</td> <td>1.99</td> <td>--</td> <td>--</td> <td>Peak</td> </tr> <tr> <td>3</td> <td>7440.00</td> <td>40.26</td> <td>54.00</td> <td>-13.74</td> <td>24.00</td> <td>37.10</td> <td>12.82</td> <td>35.65</td> <td>1.99</td> <td>--</td> <td>--</td> <td>Average</td> </tr> </tbody> </table>	Peak	Freq	Level	Limit	Line Margin	Read	Ant	Cable	Preamp	Aux	APos	TPos	Remark		MHz	dBuV/m	dBuV/m	dB	dBuV	dB/m	dB	dB	dB	cm	deg		1	4960.00	47.37	74.00	-26.63	35.35	32.77	10.48	32.98	1.75	--	--	Peak	2	7440.00	48.82	74.00	-25.18	32.56	37.10	12.82	35.65	1.99	--	--	Peak	3	7440.00	40.26	54.00	-13.74	24.00	37.10	12.82	35.65	1.99	--	--	Average
Peak	Freq	Level	Limit	Line Margin	Read	Ant	Cable	Preamp	Aux	APos	TPos	Remark																																																																																																																								
	MHz	dBuV/m	dBuV/m	dB	dBuV	dB/m	dB	dB	dB	cm	deg																																																																																																																									
1	4960.00	44.91	74.00	-29.09	32.89	32.77	10.48	32.98	1.75	--	--	Peak																																																																																																																								
2	7440.00	48.98	74.00	-25.02	32.72	37.10	12.82	35.65	1.99	--	--	Peak																																																																																																																								
3	7440.00	40.11	54.00	-13.89	23.85	37.10	12.82	35.65	1.99	--	--	Average																																																																																																																								
Peak	Freq	Level	Limit	Line Margin	Read	Ant	Cable	Preamp	Aux	APos	TPos	Remark																																																																																																																								
	MHz	dBuV/m	dBuV/m	dB	dBuV	dB/m	dB	dB	dB	cm	deg																																																																																																																									
1	4960.00	47.37	74.00	-26.63	35.35	32.77	10.48	32.98	1.75	--	--	Peak																																																																																																																								
2	7440.00	48.82	74.00	-25.18	32.56	37.10	12.82	35.65	1.99	--	--	Peak																																																																																																																								
3	7440.00	40.26	54.00	-13.74	24.00	37.10	12.82	35.65	1.99	--	--	Average																																																																																																																								



Mode	8																																																																																																																																																																																							
	LF																																																																																																																																																																																							
	2400-2483.5_Bluetooth-LE_GFSK_CH39_2480MHz																																																																																																																																																																																							
ANT	1																																																																																																																																																																																							
Pol.	Horizontal	Vertical																																																																																																																																																																																						
QP/ Peak	<p>Site : 03CH23-HY Condition: QP 3m LF_633038001_231015 HORIZONTAL</p> <table border="1"> <thead> <tr> <th>Peak</th> <th>Freq (MHz)</th> <th>Level (dBuV/m)</th> <th>Limit (dBuV/m)</th> <th>Line Margin (dB)</th> <th>Read Level (dBuV)</th> <th>Ant Factor (dB/m)</th> <th>Cable Loss (dB)</th> <th>Preamp Factor (dB)</th> <th>Aux Factor (dB)</th> <th>APos (cm)</th> <th>TPos (deg)</th> <th>Remark</th> </tr> </thead> <tbody> <tr><td>1</td><td>72.68</td><td>28.79</td><td>40.00</td><td>-11.21</td><td>47.07</td><td>12.88</td><td>1.48</td><td>32.72</td><td>0.08</td><td>--</td><td>--</td><td>Peak</td></tr> <tr><td>2</td><td>96.93</td><td>35.72</td><td>43.50</td><td>-7.78</td><td>50.89</td><td>15.86</td><td>1.57</td><td>32.69</td><td>0.09</td><td>--</td><td>--</td><td>Peak</td></tr> <tr><td>3</td><td>268.62</td><td>33.73</td><td>46.00</td><td>-12.27</td><td>44.62</td><td>19.27</td><td>2.46</td><td>32.76</td><td>0.14</td><td>--</td><td>--</td><td>Peak</td></tr> <tr><td>4</td><td>347.19</td><td>32.73</td><td>46.00</td><td>-13.27</td><td>42.39</td><td>20.29</td><td>2.76</td><td>32.81</td><td>0.10</td><td>--</td><td>--</td><td>Peak</td></tr> <tr><td>5</td><td>748.77</td><td>30.11</td><td>46.00</td><td>-15.89</td><td>30.57</td><td>28.35</td><td>3.90</td><td>32.85</td><td>0.14</td><td>--</td><td>--</td><td>Peak</td></tr> <tr><td>6</td><td>897.18</td><td>37.63</td><td>46.00</td><td>-8.37</td><td>36.26</td><td>29.06</td><td>4.25</td><td>32.15</td><td>0.21</td><td>--</td><td>--</td><td>Peak</td></tr> </tbody> </table>	Peak	Freq (MHz)	Level (dBuV/m)	Limit (dBuV/m)	Line Margin (dB)	Read Level (dBuV)	Ant Factor (dB/m)	Cable Loss (dB)	Preamp Factor (dB)	Aux Factor (dB)	APos (cm)	TPos (deg)	Remark	1	72.68	28.79	40.00	-11.21	47.07	12.88	1.48	32.72	0.08	--	--	Peak	2	96.93	35.72	43.50	-7.78	50.89	15.86	1.57	32.69	0.09	--	--	Peak	3	268.62	33.73	46.00	-12.27	44.62	19.27	2.46	32.76	0.14	--	--	Peak	4	347.19	32.73	46.00	-13.27	42.39	20.29	2.76	32.81	0.10	--	--	Peak	5	748.77	30.11	46.00	-15.89	30.57	28.35	3.90	32.85	0.14	--	--	Peak	6	897.18	37.63	46.00	-8.37	36.26	29.06	4.25	32.15	0.21	--	--	Peak	<p>Site : 03CH23-HY Condition: QP 3m LF_633038001_231015 VERTICAL</p> <table border="1"> <thead> <tr> <th>Peak</th> <th>Freq (MHz)</th> <th>Level (dBuV/m)</th> <th>Limit (dBuV/m)</th> <th>Line Margin (dB)</th> <th>Read Level (dBuV)</th> <th>Ant Factor (dB/m)</th> <th>Cable Loss (dB)</th> <th>Preamp Factor (dB)</th> <th>Aux Factor (dB)</th> <th>APos (cm)</th> <th>TPos (deg)</th> <th>Remark</th> </tr> </thead> <tbody> <tr><td>1</td><td>30.97</td><td>33.96</td><td>40.00</td><td>-6.04</td><td>41.61</td><td>24.03</td><td>1.07</td><td>32.75</td><td>0.00</td><td>--</td><td>--</td><td>Peak</td></tr> <tr><td>2</td><td>135.73</td><td>37.39</td><td>43.50</td><td>-6.11</td><td>50.41</td><td>17.73</td><td>1.81</td><td>32.70</td><td>0.14</td><td>--</td><td>--</td><td>Peak</td></tr> <tr><td>3</td><td>259.89</td><td>31.10</td><td>46.00</td><td>-14.90</td><td>41.36</td><td>19.92</td><td>2.42</td><td>32.75</td><td>0.15</td><td>--</td><td>--</td><td>Peak</td></tr> <tr><td>4</td><td>561.56</td><td>27.81</td><td>46.00</td><td>-18.19</td><td>30.82</td><td>26.39</td><td>3.46</td><td>33.01</td><td>0.15</td><td>--</td><td>--</td><td>Peak</td></tr> <tr><td>5</td><td>738.10</td><td>31.13</td><td>46.00</td><td>-14.87</td><td>31.78</td><td>28.21</td><td>3.87</td><td>32.87</td><td>0.14</td><td>--</td><td>--</td><td>Peak</td></tr> <tr><td>6</td><td>957.32</td><td>33.78</td><td>46.00</td><td>-12.22</td><td>29.59</td><td>31.18</td><td>4.31</td><td>31.56</td><td>0.26</td><td>--</td><td>--</td><td>Peak</td></tr> </tbody> </table>	Peak	Freq (MHz)	Level (dBuV/m)	Limit (dBuV/m)	Line Margin (dB)	Read Level (dBuV)	Ant Factor (dB/m)	Cable Loss (dB)	Preamp Factor (dB)	Aux Factor (dB)	APos (cm)	TPos (deg)	Remark	1	30.97	33.96	40.00	-6.04	41.61	24.03	1.07	32.75	0.00	--	--	Peak	2	135.73	37.39	43.50	-6.11	50.41	17.73	1.81	32.70	0.14	--	--	Peak	3	259.89	31.10	46.00	-14.90	41.36	19.92	2.42	32.75	0.15	--	--	Peak	4	561.56	27.81	46.00	-18.19	30.82	26.39	3.46	33.01	0.15	--	--	Peak	5	738.10	31.13	46.00	-14.87	31.78	28.21	3.87	32.87	0.14	--	--	Peak	6	957.32	33.78	46.00	-12.22	29.59	31.18	4.31	31.56	0.26	--	--	Peak
Peak	Freq (MHz)	Level (dBuV/m)	Limit (dBuV/m)	Line Margin (dB)	Read Level (dBuV)	Ant Factor (dB/m)	Cable Loss (dB)	Preamp Factor (dB)	Aux Factor (dB)	APos (cm)	TPos (deg)	Remark																																																																																																																																																																												
1	72.68	28.79	40.00	-11.21	47.07	12.88	1.48	32.72	0.08	--	--	Peak																																																																																																																																																																												
2	96.93	35.72	43.50	-7.78	50.89	15.86	1.57	32.69	0.09	--	--	Peak																																																																																																																																																																												
3	268.62	33.73	46.00	-12.27	44.62	19.27	2.46	32.76	0.14	--	--	Peak																																																																																																																																																																												
4	347.19	32.73	46.00	-13.27	42.39	20.29	2.76	32.81	0.10	--	--	Peak																																																																																																																																																																												
5	748.77	30.11	46.00	-15.89	30.57	28.35	3.90	32.85	0.14	--	--	Peak																																																																																																																																																																												
6	897.18	37.63	46.00	-8.37	36.26	29.06	4.25	32.15	0.21	--	--	Peak																																																																																																																																																																												
Peak	Freq (MHz)	Level (dBuV/m)	Limit (dBuV/m)	Line Margin (dB)	Read Level (dBuV)	Ant Factor (dB/m)	Cable Loss (dB)	Preamp Factor (dB)	Aux Factor (dB)	APos (cm)	TPos (deg)	Remark																																																																																																																																																																												
1	30.97	33.96	40.00	-6.04	41.61	24.03	1.07	32.75	0.00	--	--	Peak																																																																																																																																																																												
2	135.73	37.39	43.50	-6.11	50.41	17.73	1.81	32.70	0.14	--	--	Peak																																																																																																																																																																												
3	259.89	31.10	46.00	-14.90	41.36	19.92	2.42	32.75	0.15	--	--	Peak																																																																																																																																																																												
4	561.56	27.81	46.00	-18.19	30.82	26.39	3.46	33.01	0.15	--	--	Peak																																																																																																																																																																												
5	738.10	31.13	46.00	-14.87	31.78	28.21	3.87	32.87	0.14	--	--	Peak																																																																																																																																																																												
6	957.32	33.78	46.00	-12.22	29.59	31.18	4.31	31.56	0.26	--	--	Peak																																																																																																																																																																												



<SKU6>

Mode	20																																																																																	
	Band Edge																																																																																	
	2400-2483.5_Bluetooth-LE_GFSK_CH39_2480MHz																																																																																	
ANT	1																																																																																	
Pol.	Horizontal	Fundamental																																																																																
Peak	<p>Site : 03CH23-HY Condition: PEAK_BE_74 3m DRH18-E_LE2C05A18EN_230712 HORIZONTAL : RBW:1000.000kHz VBW:3000.000kHz SMT:Auto</p> <table border="1"> <thead> <tr> <th>Limit</th> <th>Read</th> <th>Ant</th> <th>Cable</th> <th>Preamp</th> <th>Aux</th> <th>APos</th> <th>TPos</th> <th>Remark</th> </tr> <tr> <th>Freq</th> <th>Level</th> <th>Line Margin</th> <th>Level Factor</th> <th>Loss Factor</th> <th>Factor</th> <th></th> <th></th> <th></th> </tr> <tr> <th>MHz</th> <th>dBuV/m</th> <th>dBuV/m</th> <th>dB</th> <th>dBuV</th> <th>dB/m</th> <th>dB</th> <th>dB</th> <th>cm</th> <th>deg</th> </tr> </thead> <tbody> <tr> <td>1 2498.16</td> <td>51.39</td> <td>74.00</td> <td>-22.61</td> <td>38.32</td> <td>26.90</td> <td>7.49</td> <td>31.80</td> <td>10.48</td> <td>217</td> <td>148</td> <td>PEAK</td> </tr> </tbody> </table>	Limit	Read	Ant	Cable	Preamp	Aux	APos	TPos	Remark	Freq	Level	Line Margin	Level Factor	Loss Factor	Factor				MHz	dBuV/m	dBuV/m	dB	dBuV	dB/m	dB	dB	cm	deg	1 2498.16	51.39	74.00	-22.61	38.32	26.90	7.49	31.80	10.48	217	148	PEAK	<p>Site : 03CH23-HY Condition: PEAK_74 3m DRH18-E_LE2C05A18EN_230712 HORIZONTAL : RBW:1000.000kHz VBW:3000.000kHz SMT:Auto</p> <table border="1"> <thead> <tr> <th>Limit</th> <th>Read</th> <th>Ant</th> <th>Cable</th> <th>Preamp</th> <th>Aux</th> <th>APos</th> <th>TPos</th> <th>Remark</th> </tr> <tr> <th>Freq</th> <th>Level</th> <th>Line Margin</th> <th>Level Factor</th> <th>Loss Factor</th> <th>Factor</th> <th></th> <th></th> <th></th> </tr> <tr> <th>MHz</th> <th>dBuV/m</th> <th>dBuV/m</th> <th>dB</th> <th>dBuV</th> <th>dB/m</th> <th>dB</th> <th>dB</th> <th>cm</th> <th>deg</th> </tr> </thead> <tbody> <tr> <td>1 2480.00</td> <td>88.83</td> <td>-----</td> <td>-----</td> <td>75.87</td> <td>26.80</td> <td>7.47</td> <td>31.79</td> <td>10.48</td> <td>217</td> <td>148</td> <td>PEAK</td> </tr> </tbody> </table>	Limit	Read	Ant	Cable	Preamp	Aux	APos	TPos	Remark	Freq	Level	Line Margin	Level Factor	Loss Factor	Factor				MHz	dBuV/m	dBuV/m	dB	dBuV	dB/m	dB	dB	cm	deg	1 2480.00	88.83	-----	-----	75.87	26.80	7.47	31.79	10.48	217	148	PEAK
	Limit	Read	Ant	Cable	Preamp	Aux	APos	TPos	Remark																																																																									
Freq	Level	Line Margin	Level Factor	Loss Factor	Factor																																																																													
MHz	dBuV/m	dBuV/m	dB	dBuV	dB/m	dB	dB	cm	deg																																																																									
1 2498.16	51.39	74.00	-22.61	38.32	26.90	7.49	31.80	10.48	217	148	PEAK																																																																							
Limit	Read	Ant	Cable	Preamp	Aux	APos	TPos	Remark																																																																										
Freq	Level	Line Margin	Level Factor	Loss Factor	Factor																																																																													
MHz	dBuV/m	dBuV/m	dB	dBuV	dB/m	dB	dB	cm	deg																																																																									
1 2480.00	88.83	-----	-----	75.87	26.80	7.47	31.79	10.48	217	148	PEAK																																																																							
Avg	<p>Site : 03CH23-HY Condition: AVG_BE_54 3m DRH18-E_LE2C05A18EN_230712 HORIZONTAL : RBW:1000.000kHz VBW:2.700kHz SMT:Auto</p> <table border="1"> <thead> <tr> <th>Limit</th> <th>Read</th> <th>Ant</th> <th>Cable</th> <th>Preamp</th> <th>Aux</th> <th>APos</th> <th>TPos</th> <th>Remark</th> </tr> <tr> <th>Freq</th> <th>Level</th> <th>Line Margin</th> <th>Level Factor</th> <th>Loss Factor</th> <th>Factor</th> <th></th> <th></th> <th></th> </tr> <tr> <th>MHz</th> <th>dBuV/m</th> <th>dBuV/m</th> <th>dB</th> <th>dBuV</th> <th>dB/m</th> <th>dB</th> <th>dB</th> <th>cm</th> <th>deg</th> </tr> </thead> <tbody> <tr> <td>1 2485.04</td> <td>41.80</td> <td>54.00</td> <td>-12.20</td> <td>28.79</td> <td>26.85</td> <td>7.47</td> <td>31.79</td> <td>10.48</td> <td>217</td> <td>148</td> <td>AVERAGE</td> </tr> </tbody> </table>	Limit	Read	Ant	Cable	Preamp	Aux	APos	TPos	Remark	Freq	Level	Line Margin	Level Factor	Loss Factor	Factor				MHz	dBuV/m	dBuV/m	dB	dBuV	dB/m	dB	dB	cm	deg	1 2485.04	41.80	54.00	-12.20	28.79	26.85	7.47	31.79	10.48	217	148	AVERAGE	<p>Site : 03CH23-HY Condition: AVG_54 3m DRH18-E_LE2C05A18EN_230712 HORIZONTAL : RBW:1000.000kHz VBW:2.700kHz SMT:Auto</p> <table border="1"> <thead> <tr> <th>Limit</th> <th>Read</th> <th>Ant</th> <th>Cable</th> <th>Preamp</th> <th>Aux</th> <th>APos</th> <th>TPos</th> <th>Remark</th> </tr> <tr> <th>Freq</th> <th>Level</th> <th>Line Margin</th> <th>Level Factor</th> <th>Loss Factor</th> <th>Factor</th> <th></th> <th></th> <th></th> </tr> <tr> <th>MHz</th> <th>dBuV/m</th> <th>dBuV/m</th> <th>dB</th> <th>dBuV</th> <th>dB/m</th> <th>dB</th> <th>dB</th> <th>cm</th> <th>deg</th> </tr> </thead> <tbody> <tr> <td>1 2480.00</td> <td>88.25</td> <td>-----</td> <td>-----</td> <td>75.29</td> <td>26.80</td> <td>7.47</td> <td>31.79</td> <td>10.48</td> <td>217</td> <td>148</td> <td>AVERAGE</td> </tr> </tbody> </table>	Limit	Read	Ant	Cable	Preamp	Aux	APos	TPos	Remark	Freq	Level	Line Margin	Level Factor	Loss Factor	Factor				MHz	dBuV/m	dBuV/m	dB	dBuV	dB/m	dB	dB	cm	deg	1 2480.00	88.25	-----	-----	75.29	26.80	7.47	31.79	10.48	217	148	AVERAGE
Limit	Read	Ant	Cable	Preamp	Aux	APos	TPos	Remark																																																																										
Freq	Level	Line Margin	Level Factor	Loss Factor	Factor																																																																													
MHz	dBuV/m	dBuV/m	dB	dBuV	dB/m	dB	dB	cm	deg																																																																									
1 2485.04	41.80	54.00	-12.20	28.79	26.85	7.47	31.79	10.48	217	148	AVERAGE																																																																							
Limit	Read	Ant	Cable	Preamp	Aux	APos	TPos	Remark																																																																										
Freq	Level	Line Margin	Level Factor	Loss Factor	Factor																																																																													
MHz	dBuV/m	dBuV/m	dB	dBuV	dB/m	dB	dB	cm	deg																																																																									
1 2480.00	88.25	-----	-----	75.29	26.80	7.47	31.79	10.48	217	148	AVERAGE																																																																							



		20																																																																																		
Mode		Band Edge																																																																																		
		2400-2483.5_Bluetooth-LE_GFSK_CH39_2480MHz																																																																																		
ANT		1																																																																																		
Pol.	Vertical	Fundamental																																																																																		
Peak	<p>Site : 03CH23-HY Condition: PEAK_BE_74 3m DRH18-E_LE2C05A18EN_230712 VERTICAL : RBW:1000.000kHz VBW:3000.000kHz SMT:Auto</p> <table border="1"> <thead> <tr> <th>Limit</th> <th>Read</th> <th>Ant</th> <th>Cable</th> <th>Preamp</th> <th>Aux</th> <th>APos</th> <th>TPos</th> <th>Remark</th> </tr> <tr> <th>Freq</th> <th>Level</th> <th>Line Margin</th> <th>Level Factor</th> <th>Loss Factor</th> <th>Factor</th> <th></th> <th></th> <th></th> </tr> <tr> <th>MHz</th> <th>dBuV/m</th> <th>dBuV/m</th> <th>dB</th> <th>dBuV</th> <th>dB/m</th> <th>dB</th> <th>dB</th> <th>cm</th> <th>deg</th> </tr> </thead> <tbody> <tr> <td>1</td> <td>2484.26</td> <td>51.84</td> <td>74.00</td> <td>-22.16</td> <td>38.84</td> <td>26.84</td> <td>7.47</td> <td>31.79</td> <td>10.48</td> <td>178</td> <td>0</td> <td>PEAK</td> </tr> </tbody> </table>	Limit	Read	Ant	Cable	Preamp	Aux	APos	TPos	Remark	Freq	Level	Line Margin	Level Factor	Loss Factor	Factor				MHz	dBuV/m	dBuV/m	dB	dBuV	dB/m	dB	dB	cm	deg	1	2484.26	51.84	74.00	-22.16	38.84	26.84	7.47	31.79	10.48	178	0	PEAK	<p>Site : 03CH23-HY Condition: PEAK_74 3m DRH18-E_LE2C05A18EN_230712 VERTICAL : RBW:1000.000kHz VBW:3000.000kHz SMT:Auto</p> <table border="1"> <thead> <tr> <th>Limit</th> <th>Read</th> <th>Ant</th> <th>Cable</th> <th>Preamp</th> <th>Aux</th> <th>APos</th> <th>TPos</th> <th>Remark</th> </tr> <tr> <th>Freq</th> <th>Level</th> <th>Line Margin</th> <th>Level Factor</th> <th>Loss Factor</th> <th>Factor</th> <th></th> <th></th> <th></th> </tr> <tr> <th>MHz</th> <th>dBuV/m</th> <th>dBuV/m</th> <th>dB</th> <th>dBuV</th> <th>dB/m</th> <th>dB</th> <th>dB</th> <th>cm</th> <th>deg</th> </tr> </thead> <tbody> <tr> <td>1</td> <td>2480.00</td> <td>85.70</td> <td>-----</td> <td>-----</td> <td>72.74</td> <td>26.80</td> <td>7.47</td> <td>31.79</td> <td>10.48</td> <td>178</td> <td>0</td> <td>PEAK</td> </tr> </tbody> </table>	Limit	Read	Ant	Cable	Preamp	Aux	APos	TPos	Remark	Freq	Level	Line Margin	Level Factor	Loss Factor	Factor				MHz	dBuV/m	dBuV/m	dB	dBuV	dB/m	dB	dB	cm	deg	1	2480.00	85.70	-----	-----	72.74	26.80	7.47	31.79	10.48	178	0	PEAK
	Limit	Read	Ant	Cable	Preamp	Aux	APos	TPos	Remark																																																																											
Freq	Level	Line Margin	Level Factor	Loss Factor	Factor																																																																															
MHz	dBuV/m	dBuV/m	dB	dBuV	dB/m	dB	dB	cm	deg																																																																											
1	2484.26	51.84	74.00	-22.16	38.84	26.84	7.47	31.79	10.48	178	0	PEAK																																																																								
Limit	Read	Ant	Cable	Preamp	Aux	APos	TPos	Remark																																																																												
Freq	Level	Line Margin	Level Factor	Loss Factor	Factor																																																																															
MHz	dBuV/m	dBuV/m	dB	dBuV	dB/m	dB	dB	cm	deg																																																																											
1	2480.00	85.70	-----	-----	72.74	26.80	7.47	31.79	10.48	178	0	PEAK																																																																								
Avg	<p>Site : 03CH23-HY Condition: AVG_BE_54 3m DRH18-E_LE2C05A18EN_230712 VERTICAL : RBW:1000.000kHz VBW:2.700kHz SMT:Auto</p> <table border="1"> <thead> <tr> <th>Limit</th> <th>Read</th> <th>Ant</th> <th>Cable</th> <th>Preamp</th> <th>Aux</th> <th>APos</th> <th>TPos</th> <th>Remark</th> </tr> <tr> <th>Freq</th> <th>Level</th> <th>Line Margin</th> <th>Level Factor</th> <th>Loss Factor</th> <th>Factor</th> <th></th> <th></th> <th></th> </tr> <tr> <th>MHz</th> <th>dBuV/m</th> <th>dBuV/m</th> <th>dB</th> <th>dBuV</th> <th>dB/m</th> <th>dB</th> <th>dB</th> <th>cm</th> <th>deg</th> </tr> </thead> <tbody> <tr> <td>1</td> <td>2485.36</td> <td>41.78</td> <td>54.00</td> <td>-12.22</td> <td>28.76</td> <td>26.85</td> <td>7.48</td> <td>31.79</td> <td>10.48</td> <td>178</td> <td>0</td> <td>AVERAGE</td> </tr> </tbody> </table>	Limit	Read	Ant	Cable	Preamp	Aux	APos	TPos	Remark	Freq	Level	Line Margin	Level Factor	Loss Factor	Factor				MHz	dBuV/m	dBuV/m	dB	dBuV	dB/m	dB	dB	cm	deg	1	2485.36	41.78	54.00	-12.22	28.76	26.85	7.48	31.79	10.48	178	0	AVERAGE	<p>Site : 03CH23-HY Condition: AVG_54 3m DRH18-E_LE2C05A18EN_230712 VERTICAL : RBW:1000.000kHz VBW:2.700kHz SMT:Auto</p> <table border="1"> <thead> <tr> <th>Limit</th> <th>Read</th> <th>Ant</th> <th>Cable</th> <th>Preamp</th> <th>Aux</th> <th>APos</th> <th>TPos</th> <th>Remark</th> </tr> <tr> <th>Freq</th> <th>Level</th> <th>Line Margin</th> <th>Level Factor</th> <th>Loss Factor</th> <th>Factor</th> <th></th> <th></th> <th></th> </tr> <tr> <th>MHz</th> <th>dBuV/m</th> <th>dBuV/m</th> <th>dB</th> <th>dBuV</th> <th>dB/m</th> <th>dB</th> <th>dB</th> <th>cm</th> <th>deg</th> </tr> </thead> <tbody> <tr> <td>1</td> <td>2480.00</td> <td>85.03</td> <td>-----</td> <td>-----</td> <td>72.07</td> <td>26.80</td> <td>7.47</td> <td>31.79</td> <td>10.48</td> <td>178</td> <td>0</td> <td>AVERAGE</td> </tr> </tbody> </table>	Limit	Read	Ant	Cable	Preamp	Aux	APos	TPos	Remark	Freq	Level	Line Margin	Level Factor	Loss Factor	Factor				MHz	dBuV/m	dBuV/m	dB	dBuV	dB/m	dB	dB	cm	deg	1	2480.00	85.03	-----	-----	72.07	26.80	7.47	31.79	10.48	178	0	AVERAGE
	Limit	Read	Ant	Cable	Preamp	Aux	APos	TPos	Remark																																																																											
Freq	Level	Line Margin	Level Factor	Loss Factor	Factor																																																																															
MHz	dBuV/m	dBuV/m	dB	dBuV	dB/m	dB	dB	cm	deg																																																																											
1	2485.36	41.78	54.00	-12.22	28.76	26.85	7.48	31.79	10.48	178	0	AVERAGE																																																																								
Limit	Read	Ant	Cable	Preamp	Aux	APos	TPos	Remark																																																																												
Freq	Level	Line Margin	Level Factor	Loss Factor	Factor																																																																															
MHz	dBuV/m	dBuV/m	dB	dBuV	dB/m	dB	dB	cm	deg																																																																											
1	2480.00	85.03	-----	-----	72.07	26.80	7.47	31.79	10.48	178	0	AVERAGE																																																																								



Mode	20																																																																																																									
	Harmonic																																																																																																									
	2400-2483.5_Bluetooth-LE_GFSK_CH39_2480MHz																																																																																																									
ANT	1																																																																																																									
Pol.	Horizontal	Vertical																																																																																																								
Peak Avg	<p>Site : 03CH23-HY Condition: PEAK_74 3m DRH18-E_LE2C05A18EN_230712 HORIZONTAL</p> <table border="1"> <thead> <tr> <th>Peak</th> <th>Freq</th> <th>Level</th> <th>Limit</th> <th>Line Margin</th> <th>Read Level</th> <th>Ant Factor</th> <th>Cable Loss</th> <th>Preamp Factor</th> <th>Aux Factor</th> <th>APos</th> <th>TPos</th> <th>Remark</th> </tr> <tr> <th>1</th> <th>4960.00</th> <th>45.88</th> <th>74.00</th> <th>-28.12</th> <th>33.86</th> <th>32.77</th> <th>10.48</th> <th>32.98</th> <th>1.75</th> <th>--</th> <th>--</th> <th>Peak</th> </tr> <tr> <th>2</th> <th>7440.00</th> <th>50.87</th> <th>74.00</th> <th>-23.13</th> <th>34.61</th> <th>37.10</th> <th>12.82</th> <th>35.65</th> <th>1.99</th> <th>--</th> <th>--</th> <th>Peak</th> </tr> <tr> <th>3</th> <th>7440.00</th> <th>40.55</th> <th>54.00</th> <th>-13.45</th> <th>24.29</th> <th>37.10</th> <th>12.82</th> <th>35.65</th> <th>1.99</th> <th>--</th> <th>--</th> <th>Average</th> </tr> </thead></table>	Peak	Freq	Level	Limit	Line Margin	Read Level	Ant Factor	Cable Loss	Preamp Factor	Aux Factor	APos	TPos	Remark	1	4960.00	45.88	74.00	-28.12	33.86	32.77	10.48	32.98	1.75	--	--	Peak	2	7440.00	50.87	74.00	-23.13	34.61	37.10	12.82	35.65	1.99	--	--	Peak	3	7440.00	40.55	54.00	-13.45	24.29	37.10	12.82	35.65	1.99	--	--	Average	<p>Site : 03CH23-HY Condition: PEAK_74 3m DRH18-E_LE2C05A18EN_230712 VERTICAL</p> <table border="1"> <thead> <tr> <th>Peak</th> <th>Freq</th> <th>Level</th> <th>Limit</th> <th>Line Margin</th> <th>Read Level</th> <th>Ant Factor</th> <th>Cable Loss</th> <th>Preamp Factor</th> <th>Aux Factor</th> <th>APos</th> <th>TPos</th> <th>Remark</th> </tr> <tr> <th>1</th> <th>4960.00</th> <th>45.70</th> <th>74.00</th> <th>-28.30</th> <th>33.68</th> <th>32.77</th> <th>10.48</th> <th>32.98</th> <th>1.75</th> <th>--</th> <th>--</th> <th>Peak</th> </tr> <tr> <th>2</th> <th>7440.00</th> <th>50.59</th> <th>74.00</th> <th>-23.41</th> <th>34.33</th> <th>37.10</th> <th>12.82</th> <th>35.65</th> <th>1.99</th> <th>--</th> <th>--</th> <th>Peak</th> </tr> <tr> <th>3</th> <th>7440.00</th> <th>40.23</th> <th>54.00</th> <th>-13.77</th> <th>23.97</th> <th>37.10</th> <th>12.82</th> <th>35.65</th> <th>1.99</th> <th>--</th> <th>--</th> <th>Average</th> </tr> </thead></table>	Peak	Freq	Level	Limit	Line Margin	Read Level	Ant Factor	Cable Loss	Preamp Factor	Aux Factor	APos	TPos	Remark	1	4960.00	45.70	74.00	-28.30	33.68	32.77	10.48	32.98	1.75	--	--	Peak	2	7440.00	50.59	74.00	-23.41	34.33	37.10	12.82	35.65	1.99	--	--	Peak	3	7440.00	40.23	54.00	-13.77	23.97	37.10	12.82	35.65	1.99	--	--	Average
Peak	Freq	Level	Limit	Line Margin	Read Level	Ant Factor	Cable Loss	Preamp Factor	Aux Factor	APos	TPos	Remark																																																																																														
1	4960.00	45.88	74.00	-28.12	33.86	32.77	10.48	32.98	1.75	--	--	Peak																																																																																														
2	7440.00	50.87	74.00	-23.13	34.61	37.10	12.82	35.65	1.99	--	--	Peak																																																																																														
3	7440.00	40.55	54.00	-13.45	24.29	37.10	12.82	35.65	1.99	--	--	Average																																																																																														
Peak	Freq	Level	Limit	Line Margin	Read Level	Ant Factor	Cable Loss	Preamp Factor	Aux Factor	APos	TPos	Remark																																																																																														
1	4960.00	45.70	74.00	-28.30	33.68	32.77	10.48	32.98	1.75	--	--	Peak																																																																																														
2	7440.00	50.59	74.00	-23.41	34.33	37.10	12.82	35.65	1.99	--	--	Peak																																																																																														
3	7440.00	40.23	54.00	-13.77	23.97	37.10	12.82	35.65	1.99	--	--	Average																																																																																														



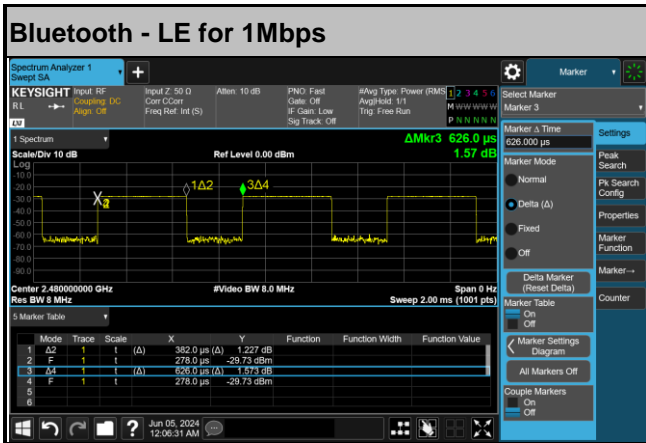
Mode	20																																																																																																																																																																																							
	LF																																																																																																																																																																																							
	2400-2483.5_Bluetooth-LE_GFSK_CH39_2480MHz																																																																																																																																																																																							
ANT	1																																																																																																																																																																																							
Pol.	Horizontal	Vertical																																																																																																																																																																																						
QP/ Peak	<p>Site : 03CH23-HY Condition: QP 3m LF_633038001_231015 HORIZONTAL</p> <table border="1"> <thead> <tr> <th>Peak</th> <th>Freq (MHz)</th> <th>Level (dBuV/m)</th> <th>Limit (dBuV/m)</th> <th>Line Margin (dB)</th> <th>Read Level (dBuV)</th> <th>Ant Factor (dB/m)</th> <th>Cable Loss (dB)</th> <th>Preamp Factor (dB)</th> <th>Aux Factor (dB)</th> <th>APos (cm)</th> <th>TPos (deg)</th> <th>Remark</th> </tr> </thead> <tbody> <tr><td>1</td><td>72.68</td><td>25.89</td><td>40.00</td><td>-14.11</td><td>44.17</td><td>12.88</td><td>1.48</td><td>32.72</td><td>0.00</td><td>--</td><td>--</td><td>Peak</td></tr> <tr><td>2</td><td>141.55</td><td>33.79</td><td>43.50</td><td>-9.71</td><td>47.03</td><td>17.46</td><td>1.84</td><td>32.70</td><td>0.16</td><td>--</td><td>--</td><td>Peak</td></tr> <tr><td>3</td><td>264.74</td><td>29.70</td><td>46.00</td><td>-16.30</td><td>39.09</td><td>19.98</td><td>2.44</td><td>32.76</td><td>0.15</td><td>--</td><td>--</td><td>Peak</td></tr> <tr><td>4</td><td>347.19</td><td>39.96</td><td>46.00</td><td>-6.04</td><td>49.62</td><td>20.29</td><td>2.76</td><td>32.81</td><td>0.10</td><td>--</td><td>--</td><td>Peak</td></tr> <tr><td>5</td><td>747.00</td><td>29.48</td><td>46.00</td><td>-16.52</td><td>29.98</td><td>28.32</td><td>3.89</td><td>32.85</td><td>0.14</td><td>--</td><td>--</td><td>Peak</td></tr> <tr><td>6</td><td>959.26</td><td>32.44</td><td>46.00</td><td>-13.56</td><td>28.20</td><td>31.20</td><td>4.32</td><td>31.54</td><td>0.26</td><td>--</td><td>--</td><td>Peak</td></tr> </tbody> </table>	Peak	Freq (MHz)	Level (dBuV/m)	Limit (dBuV/m)	Line Margin (dB)	Read Level (dBuV)	Ant Factor (dB/m)	Cable Loss (dB)	Preamp Factor (dB)	Aux Factor (dB)	APos (cm)	TPos (deg)	Remark	1	72.68	25.89	40.00	-14.11	44.17	12.88	1.48	32.72	0.00	--	--	Peak	2	141.55	33.79	43.50	-9.71	47.03	17.46	1.84	32.70	0.16	--	--	Peak	3	264.74	29.70	46.00	-16.30	39.09	19.98	2.44	32.76	0.15	--	--	Peak	4	347.19	39.96	46.00	-6.04	49.62	20.29	2.76	32.81	0.10	--	--	Peak	5	747.00	29.48	46.00	-16.52	29.98	28.32	3.89	32.85	0.14	--	--	Peak	6	959.26	32.44	46.00	-13.56	28.20	31.20	4.32	31.54	0.26	--	--	Peak	<p>Site : 03CH23-HY Condition: QP 3m LF_633038001_231015 VERTICAL</p> <table border="1"> <thead> <tr> <th>Peak</th> <th>Freq (MHz)</th> <th>Level (dBuV/m)</th> <th>Limit (dBuV/m)</th> <th>Line Margin (dB)</th> <th>Read Level (dBuV)</th> <th>Ant Factor (dB/m)</th> <th>Cable Loss (dB)</th> <th>Preamp Factor (dB)</th> <th>Aux Factor (dB)</th> <th>APos (cm)</th> <th>TPos (deg)</th> <th>Remark</th> </tr> </thead> <tbody> <tr><td>1</td><td>31.94</td><td>33.79</td><td>40.00</td><td>-6.21</td><td>41.47</td><td>24.01</td><td>1.06</td><td>32.75</td><td>0.00</td><td>--</td><td>--</td><td>Peak</td></tr> <tr><td>2</td><td>136.70</td><td>36.28</td><td>43.50</td><td>-7.22</td><td>49.33</td><td>17.69</td><td>1.82</td><td>32.70</td><td>0.14</td><td>--</td><td>--</td><td>Peak</td></tr> <tr><td>3</td><td>259.89</td><td>28.28</td><td>46.00</td><td>-17.72</td><td>38.54</td><td>19.92</td><td>2.42</td><td>32.75</td><td>0.15</td><td>--</td><td>--</td><td>Peak</td></tr> <tr><td>4</td><td>347.19</td><td>33.31</td><td>46.00</td><td>-12.69</td><td>42.97</td><td>20.29</td><td>2.76</td><td>32.81</td><td>0.10</td><td>--</td><td>--</td><td>Peak</td></tr> <tr><td>5</td><td>737.13</td><td>31.28</td><td>46.00</td><td>-14.72</td><td>31.95</td><td>28.19</td><td>3.87</td><td>32.87</td><td>0.14</td><td>--</td><td>--</td><td>Peak</td></tr> <tr><td>6</td><td>952.47</td><td>33.48</td><td>46.00</td><td>-12.52</td><td>29.41</td><td>31.12</td><td>4.30</td><td>31.61</td><td>0.26</td><td>--</td><td>--</td><td>Peak</td></tr> </tbody> </table>	Peak	Freq (MHz)	Level (dBuV/m)	Limit (dBuV/m)	Line Margin (dB)	Read Level (dBuV)	Ant Factor (dB/m)	Cable Loss (dB)	Preamp Factor (dB)	Aux Factor (dB)	APos (cm)	TPos (deg)	Remark	1	31.94	33.79	40.00	-6.21	41.47	24.01	1.06	32.75	0.00	--	--	Peak	2	136.70	36.28	43.50	-7.22	49.33	17.69	1.82	32.70	0.14	--	--	Peak	3	259.89	28.28	46.00	-17.72	38.54	19.92	2.42	32.75	0.15	--	--	Peak	4	347.19	33.31	46.00	-12.69	42.97	20.29	2.76	32.81	0.10	--	--	Peak	5	737.13	31.28	46.00	-14.72	31.95	28.19	3.87	32.87	0.14	--	--	Peak	6	952.47	33.48	46.00	-12.52	29.41	31.12	4.30	31.61	0.26	--	--	Peak
Peak	Freq (MHz)	Level (dBuV/m)	Limit (dBuV/m)	Line Margin (dB)	Read Level (dBuV)	Ant Factor (dB/m)	Cable Loss (dB)	Preamp Factor (dB)	Aux Factor (dB)	APos (cm)	TPos (deg)	Remark																																																																																																																																																																												
1	72.68	25.89	40.00	-14.11	44.17	12.88	1.48	32.72	0.00	--	--	Peak																																																																																																																																																																												
2	141.55	33.79	43.50	-9.71	47.03	17.46	1.84	32.70	0.16	--	--	Peak																																																																																																																																																																												
3	264.74	29.70	46.00	-16.30	39.09	19.98	2.44	32.76	0.15	--	--	Peak																																																																																																																																																																												
4	347.19	39.96	46.00	-6.04	49.62	20.29	2.76	32.81	0.10	--	--	Peak																																																																																																																																																																												
5	747.00	29.48	46.00	-16.52	29.98	28.32	3.89	32.85	0.14	--	--	Peak																																																																																																																																																																												
6	959.26	32.44	46.00	-13.56	28.20	31.20	4.32	31.54	0.26	--	--	Peak																																																																																																																																																																												
Peak	Freq (MHz)	Level (dBuV/m)	Limit (dBuV/m)	Line Margin (dB)	Read Level (dBuV)	Ant Factor (dB/m)	Cable Loss (dB)	Preamp Factor (dB)	Aux Factor (dB)	APos (cm)	TPos (deg)	Remark																																																																																																																																																																												
1	31.94	33.79	40.00	-6.21	41.47	24.01	1.06	32.75	0.00	--	--	Peak																																																																																																																																																																												
2	136.70	36.28	43.50	-7.22	49.33	17.69	1.82	32.70	0.14	--	--	Peak																																																																																																																																																																												
3	259.89	28.28	46.00	-17.72	38.54	19.92	2.42	32.75	0.15	--	--	Peak																																																																																																																																																																												
4	347.19	33.31	46.00	-12.69	42.97	20.29	2.76	32.81	0.10	--	--	Peak																																																																																																																																																																												
5	737.13	31.28	46.00	-14.72	31.95	28.19	3.87	32.87	0.14	--	--	Peak																																																																																																																																																																												
6	952.47	33.48	46.00	-12.52	29.41	31.12	4.30	31.61	0.26	--	--	Peak																																																																																																																																																																												



Appendix D. Duty Cycle Plots

<SKU5>

Band	Duty Cycle(%)	T(us)	1/T(kHz)	VBW Setting
Bluetooth - LE for 1Mbps	61.02	382	2.62	2.7kHz



<SKU6>

Band	Duty Cycle(%)	T(us)	1/T(kHz)	VBW Setting
Bluetooth - LE for 1Mbps	61.02	382	2.62	2.7kHz

