

### P09 T-Coil\_LTE 7\_QPSK20M\_Ch21100\_1RB\_OS0\_EVS NB 5.9kbps\_Freq Resp

Communication System: LTE; Frequency: 2535 MHz; Duty Cycle: 1:1

Medium: Air Medium parameters used:  $\sigma = 0 \text{ S/m}$ ,  $\epsilon_r = 1$ ;  $\rho = 0 \text{ kg/m}^3$

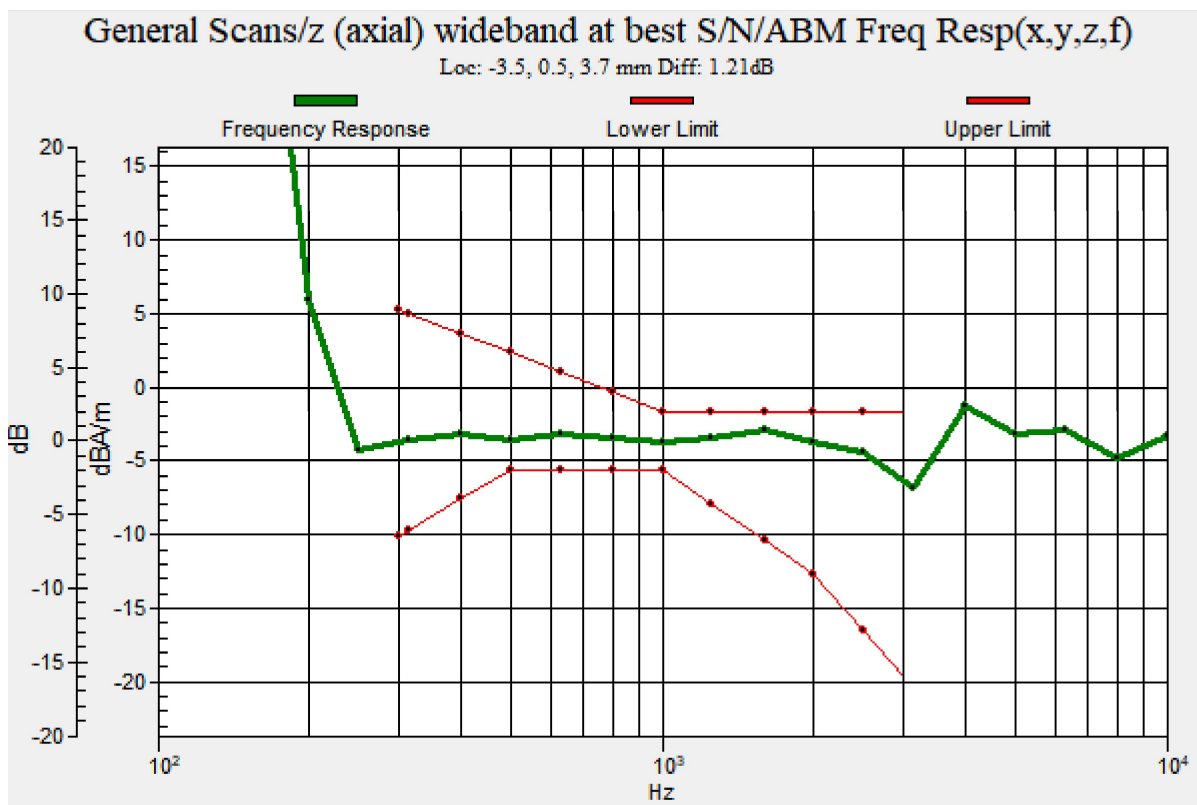
Ambient Temperature : 23.5°C

DASY5 Configuration:

- Probe: AM1DV3 - 3144; ; Calibrated: 9/21/2020
- Sensor-Surface: 0mm (Fix Surface)
- Electronics: DAE4 Sn1633; Calibrated: 9/28/2020
- Phantom: HAC Test Arch with AMCC; Type: SD HAC P01 BA;
- Measurement SW: DASY52, Version 52.10 (4); SEMCAD X Version 14.6.14 (7483)

### General Scans/z (axial) wideband at best S/N/ABM Freq Resp(x,y,z,f) (1x1x1):

Measurement grid: dx=10mm, dy=10mm



### P10 T-Coil\_LTE 12\_QPSK10M\_Ch23095\_1RB\_OS0\_EVS NB 5.9kbps\_Axial (Z)

Communication System: LTE; Frequency: 707.5 MHz; Duty Cycle: 1:1

Medium: Air Medium parameters used:  $\sigma = 0$  S/m,  $\epsilon_r = 1$ ;  $\rho = 0$  kg/m<sup>3</sup>

Ambient Temperature : 23.5°C

DASY5 Configuration:

- Probe: AM1DV3 - 3144; ; Calibrated: 9/21/2020
- Sensor-Surface: 0mm (Fix Surface)
- Electronics: DAE4 Sn1633; Calibrated: 9/28/2020
- Phantom: HAC Test Arch with AMCC; Type: SD HAC P01 BA;
- Measurement SW: DASY52, Version 52.10 (4); SEMCAD X Version 14.6.14 (7483)

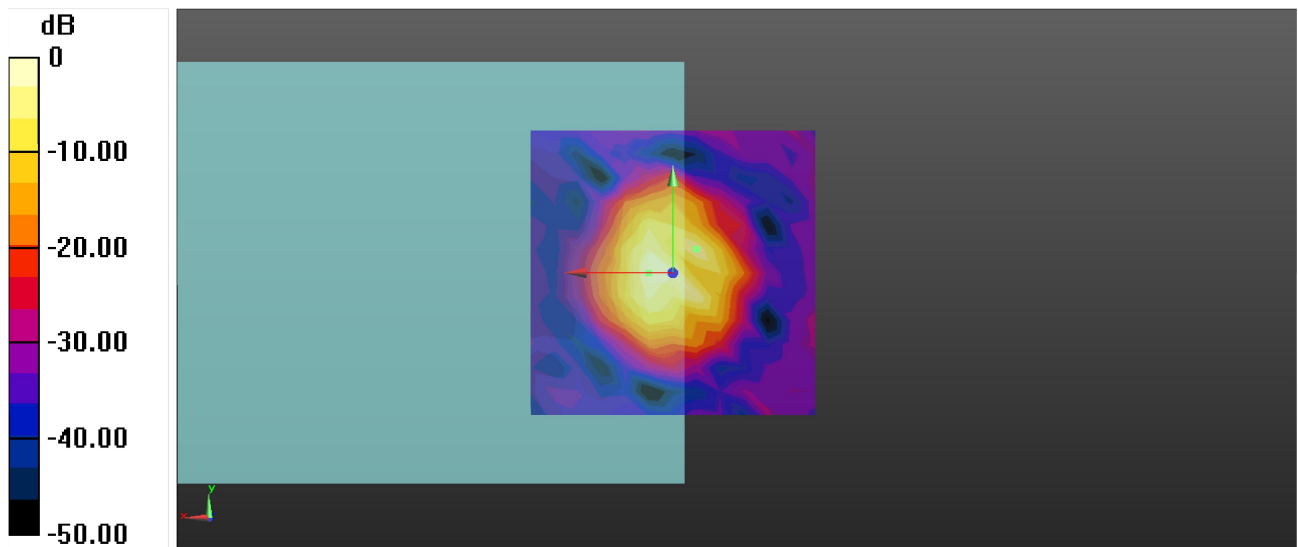
**General Scans/z (axial) 4.2mm 50 x 50/ABM SNR(x,y,z) (13x13x1):** Measurement grid:

dx=10mm, dy=10mm

ABM1/ABM2 = 46.54 dB

ABM1 comp = -0.30 dBA/m

Location: -4.2, 4.2, 3.7 mm



0 dB = 212.4 = 46.54 dB

### P10 T-Coil\_LTE 12\_QPSK10M\_Ch23095\_1RB\_OS0\_EVS NB 5.9kbps\_Radial (Y)

Communication System: LTE; Frequency: 707.5 MHz; Duty Cycle: 1:1

Medium: Air Medium parameters used:  $\sigma = 0$  S/m,  $\epsilon_r = 1$ ;  $\rho = 0$  kg/m<sup>3</sup>

Ambient Temperature : 23.5°C

DASY5 Configuration:

- Probe: AM1DV3 - 3144; ; Calibrated: 9/21/2020
- Sensor-Surface: 0mm (Fix Surface)
- Electronics: DAE4 Sn1633; Calibrated: 9/28/2020
- Phantom: HAC Test Arch with AMCC; Type: SD HAC P01 BA;
- Measurement SW: DASY52, Version 52.10 (4); SEMCAD X Version 14.6.14 (7483)

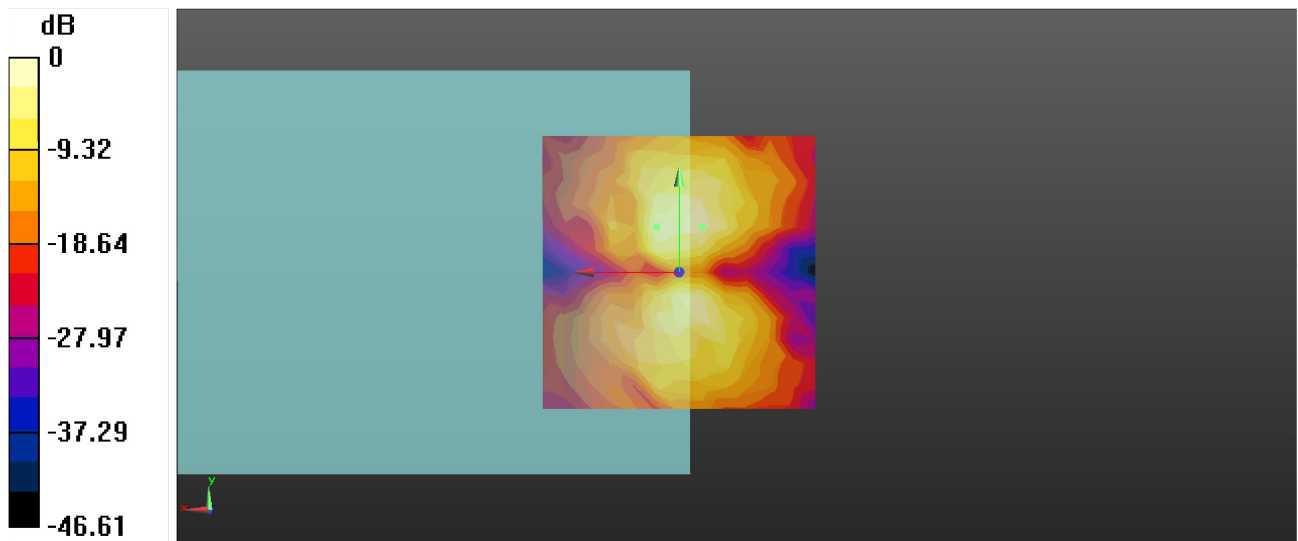
### General Scans/y (transversal) 4.2mm 50 x 50/ABM SNR(x,y,z) (13x13x1):

Measurement grid: dx=10mm, dy=10mm

ABM1/ABM2 = 45.23 dB

ABM1 comp = -6.78 dBA/m

Location: -4.2, 8.3, 3.7 mm



0 dB = 182.5 = 45.23 dB

### P10 T-Coil\_LTE 12\_QPSK10M\_Ch23095\_1RB\_OS0\_EVS NB 5.9kbps\_Freq Resp

Communication System: LTE; Frequency: 707.5 MHz; Duty Cycle: 1:1

Medium: Air Medium parameters used:  $\sigma = 0 \text{ S/m}$ ,  $\epsilon_r = 1$ ;  $\rho = 0 \text{ kg/m}^3$

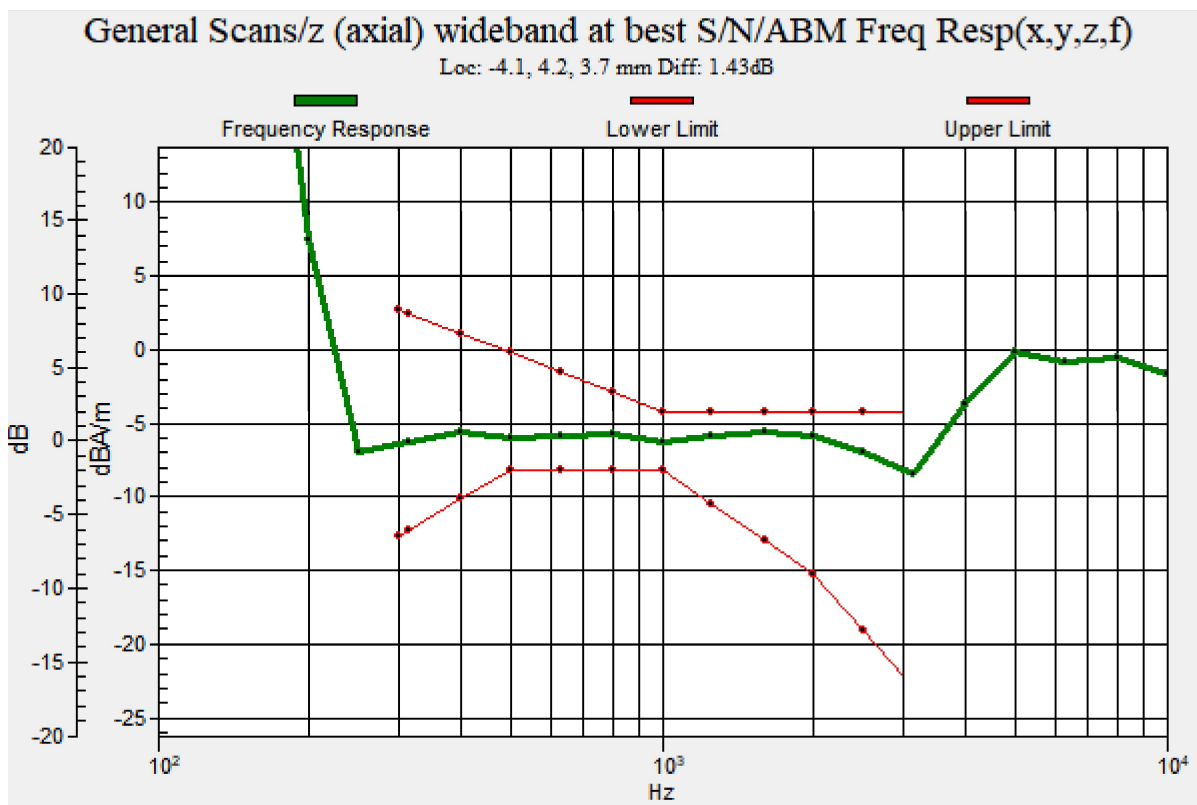
Ambient Temperature : 23.5°C

DASY5 Configuration:

- Probe: AM1DV3 - 3144; ; Calibrated: 9/21/2020
- Sensor-Surface: 0mm (Fix Surface)
- Electronics: DAE4 Sn1633; Calibrated: 9/28/2020
- Phantom: HAC Test Arch with AMCC; Type: SD HAC P01 BA;
- Measurement SW: DASY52, Version 52.10 (4); SEMCAD X Version 14.6.14 (7483)

### General Scans/z (axial) wideband at best S/N/ABM Freq Resp(x,y,z,f) (1x1x1):

Measurement grid: dx=10mm, dy=10mm



### P11 T-Coil\_LTE 13\_QPSK10M\_Ch23230\_1RB\_OS0\_EVS NB 5.9kbps\_Axial (Z)

Communication System: LTE; Frequency: 782 MHz; Duty Cycle: 1:1  
Medium: Air Medium parameters used:  $\sigma = 0$  S/m,  $\epsilon_r = 1$ ;  $\rho = 0$  kg/m<sup>3</sup>  
Ambient Temperature : 23.8°C

#### DASY5 Configuration:

- Probe: AM1DV3 - 3144; ; Calibrated: 9/21/2020
- Sensor-Surface: 0mm (Fix Surface)
- Electronics: DAE4 Sn1633; Calibrated: 9/28/2020
- Phantom: HAC Test Arch with AMCC; Type: SD HAC P01 BA;
- Measurement SW: DASY52, Version 52.10 (4); SEMCAD X Version 14.6.14 (7483)

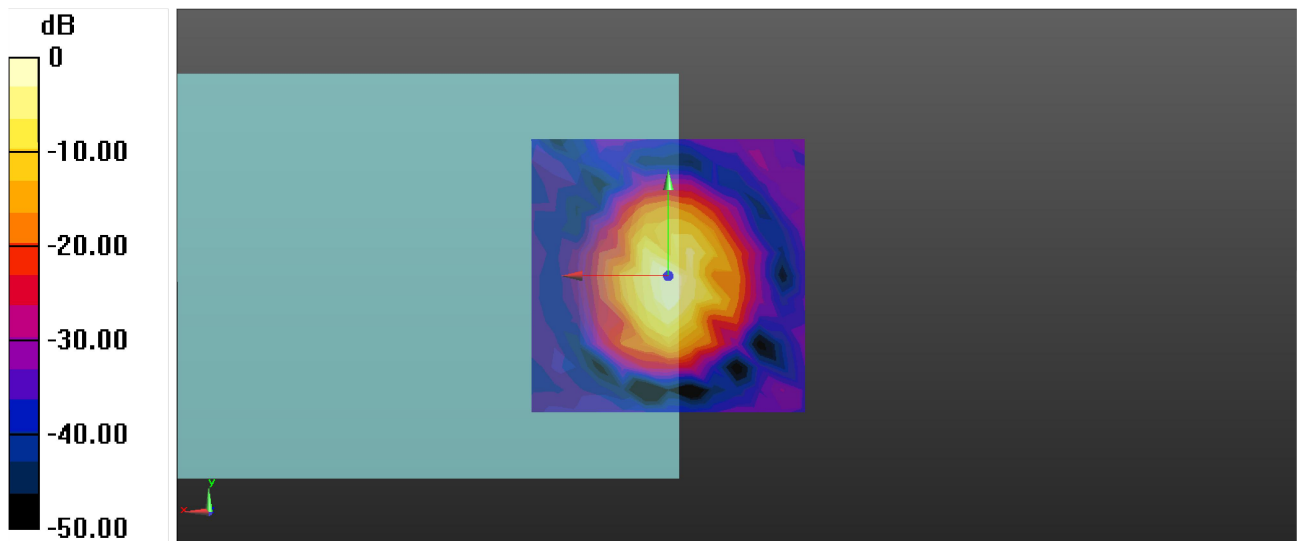
#### General Scans/z (axial) 4.2mm 50 x 50/ABM SNR(x,y,z) (13x13x1): Measurement grid:

dx=10mm, dy=10mm

ABM1/ABM2 = 49.42 dB

ABM1 comp = 3.97 dBA/m

Location: 0, 0, 3.7 mm



0 dB = 295.8 = 49.42 dB

### P11 T-Coil\_LTE 13\_QPSK10M\_Ch23230\_1RB\_OS0\_EVS NB 5.9kbps\_Radial (Y)

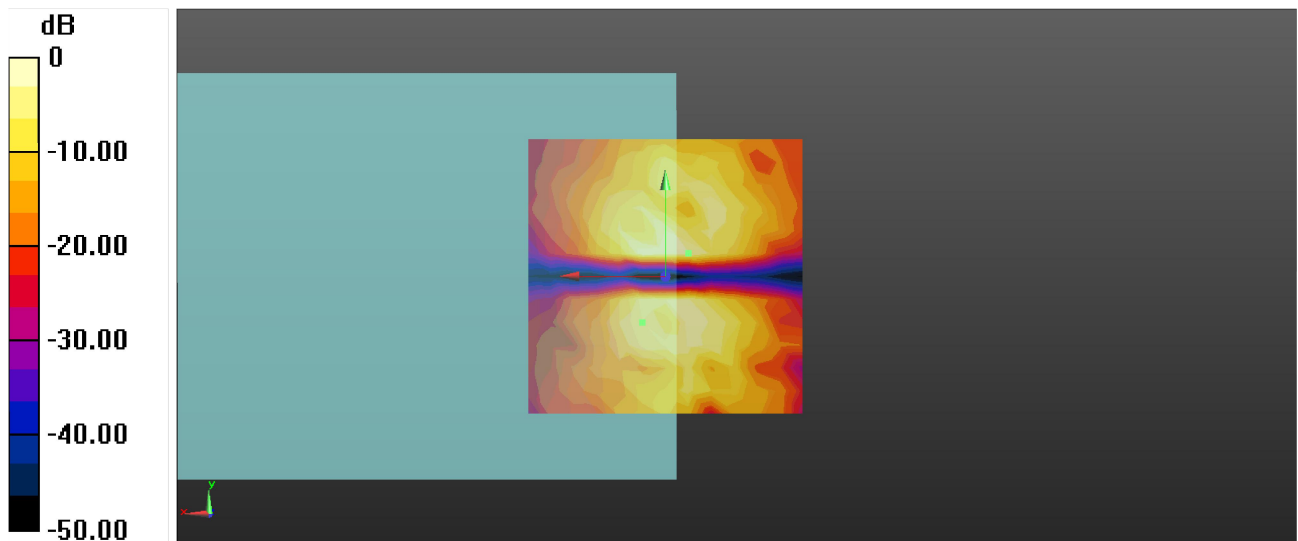
Communication System: LTE; Frequency: 782 MHz; Duty Cycle: 1:1  
Medium: Air Medium parameters used:  $\sigma = 0$  S/m,  $\epsilon_r = 1$ ;  $\rho = 0$  kg/m<sup>3</sup>  
Ambient Temperature : 23.8°C

#### DASY5 Configuration:

- Probe: AM1DV3 - 3144; ; Calibrated: 9/21/2020
- Sensor-Surface: 0mm (Fix Surface)
- Electronics: DAE4 Sn1633; Calibrated: 9/28/2020
- Phantom: HAC Test Arch with AMCC; Type: SD HAC P01 BA;
- Measurement SW: DASY52, Version 52.10 (4); SEMCAD X Version 14.6.14 (7483)

#### General Scans/y (transversal) 4.2mm 50 x 50/ABM SNR(x,y,z) (13x13x1):

Measurement grid: dx=10mm, dy=10mm  
ABM1/ABM2 = 43.23 dB  
ABM1 comp = -9.72 dBA/m  
Location: -4.2, 4.2, 3.7 mm



0 dB = 145.0 = 43.23 dB

### P11 T-Coil\_LTE 13\_QPSK10M\_Ch23230\_1RB\_OS0\_EVS NB 5.9kbps\_Freq Resp

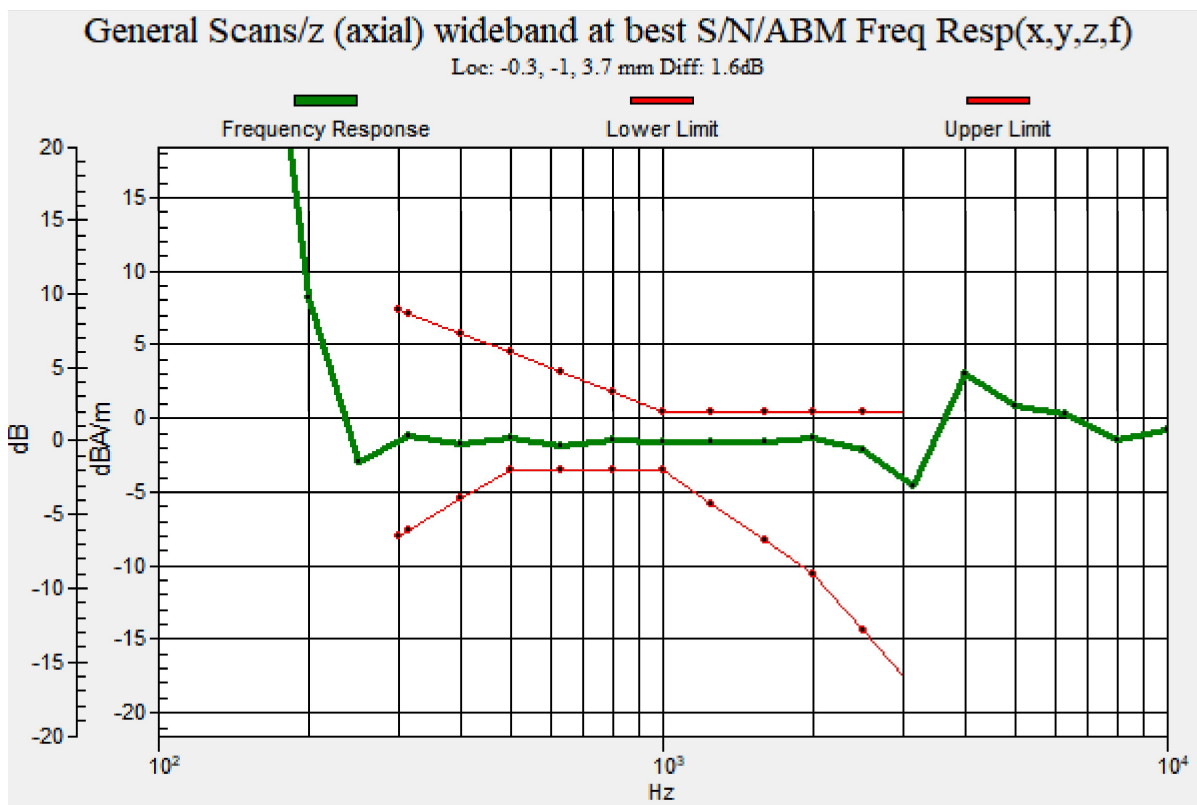
Communication System: LTE; Frequency: 782 MHz; Duty Cycle: 1:1  
Medium: Air Medium parameters used:  $\sigma = 0 \text{ S/m}$ ,  $\epsilon_r = 1$ ;  $\rho = 0 \text{ kg/m}^3$   
Ambient Temperature : 23.8°C

#### DASY5 Configuration:

- Probe: AM1DV3 - 3144; ; Calibrated: 9/21/2020
- Sensor-Surface: 0mm (Fix Surface)
- Electronics: DAE4 Sn1633; Calibrated: 9/28/2020
- Phantom: HAC Test Arch with AMCC; Type: SD HAC P01 BA;
- Measurement SW: DASY52, Version 52.10 (4); SEMCAD X Version 14.6.14 (7483)

#### General Scans/z (axial) wideband at best S/N/ABM Freq Resp(x,y,z,f) (1x1x1):

Measurement grid: dx=10mm, dy=10mm



### P12 T-Coil\_LTE 14\_QPSK10M\_Ch23330\_1RB\_OS0\_EVS NB 5.9kbps\_Axial (Z)

Communication System: LTE; Frequency: 793 MHz; Duty Cycle: 1:1  
Medium: Air Medium parameters used:  $\sigma = 0$  S/m,  $\epsilon_r = 1$ ;  $\rho = 0$  kg/m<sup>3</sup>  
Ambient Temperature : 23.8°C

#### DASY5 Configuration:

- Probe: AM1DV3 - 3144; ; Calibrated: 9/21/2020
- Sensor-Surface: 0mm (Fix Surface)
- Electronics: DAE4 Sn1633; Calibrated: 9/28/2020
- Phantom: HAC Test Arch with AMCC; Type: SD HAC P01 BA;
- Measurement SW: DASY52, Version 52.10 (4); SEMCAD X Version 14.6.14 (7483)

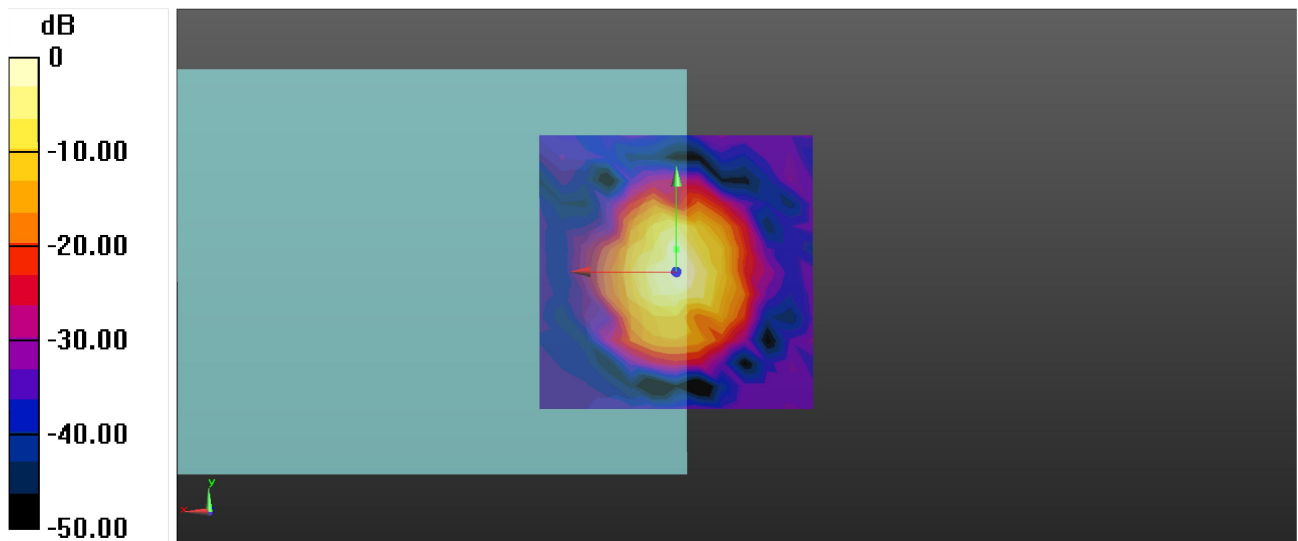
#### General Scans/z (axial) 4.2mm 50 x 50/ABM SNR(x,y,z) (13x13x1): Measurement grid:

dx=10mm, dy=10mm

ABM1/ABM2 = 49.82 dB

ABM1 comp = 2.44 dBA/m

Location: 0, 4.2, 3.7 mm



0 dB = 309.9 = 49.82 dB



### P12 T-Coil\_LTE 14\_QPSK10M\_Ch23330\_1RB\_OS0\_EVS NB 5.9kbps\_Radial (Y)


Communication System: LTE; Frequency: 793 MHz; Duty Cycle: 1:1  
Medium: Air Medium parameters used:  $\sigma = 0$  S/m,  $\epsilon_r = 1$ ;  $\rho = 0$  kg/m<sup>3</sup>  
Ambient Temperature : 23.8°C

#### DASY5 Configuration:

- Probe: AM1DV3 - 3144; ; Calibrated: 9/21/2020
- Sensor-Surface: 0mm (Fix Surface)
- Electronics: DAE4 Sn1633; Calibrated: 9/28/2020
- Phantom: HAC Test Arch with AMCC; Type: SD HAC P01 BA;
- Measurement SW: DASY52, Version 52.10 (4); SEMCAD X Version 14.6.14 (7483)

#### General Scans/y (transversal) 4.2mm 50 x 50/ABM SNR(x,y,z) (13x13x1):

Measurement grid: dx=10mm, dy=10mm  
ABM1/ABM2 = 46.04 dB  
ABM1 comp = -5.55 dBA/m  
Location: -4.2, 8.3, 3.7 mm



0 dB = 200.5 = 46.04 dB

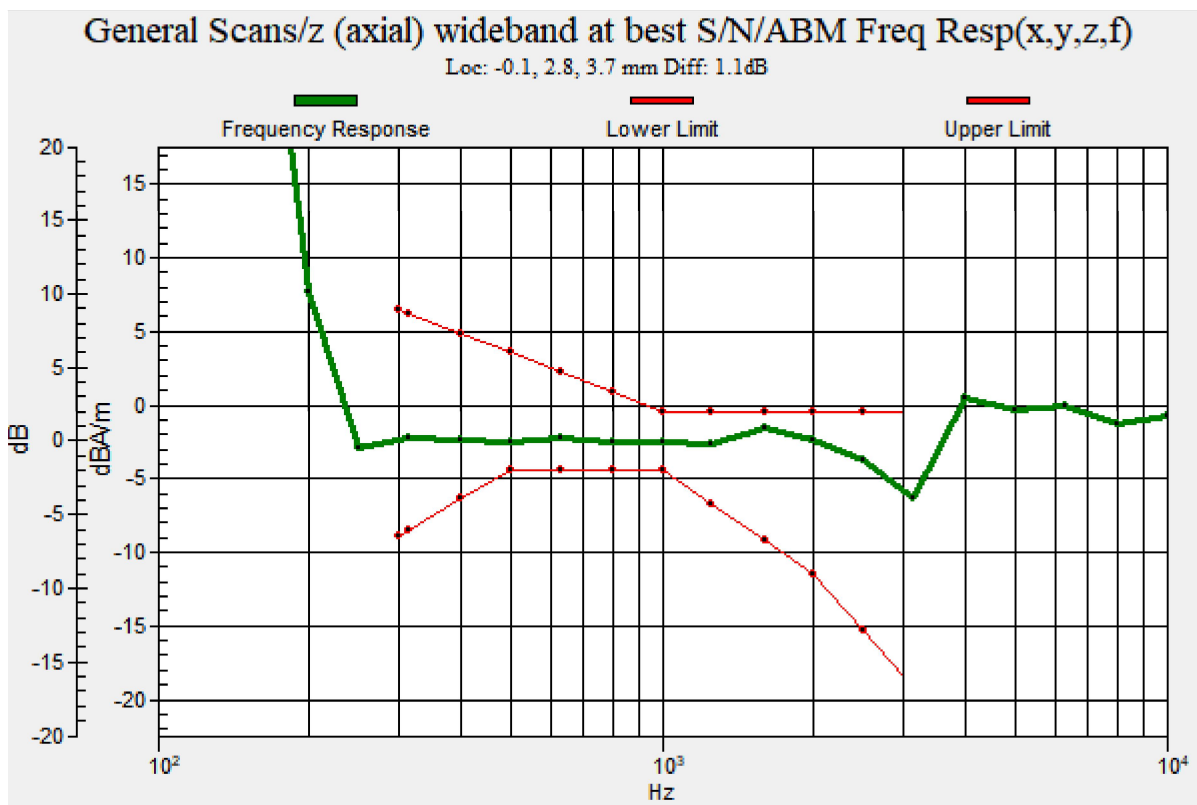
### P12 T-Coil\_LTE 14\_QPSK10M\_Ch23330\_1RB\_OS0\_EVS NB 5.9kbps\_Freq Resp

Communication System: LTE; Frequency: 793 MHz; Duty Cycle: 1:1  
 Medium: Air Medium parameters used:  $\sigma = 0 \text{ S/m}$ ,  $\epsilon_r = 1$ ;  $\rho = 0 \text{ kg/m}^3$   
 Ambient Temperature : 23.8°C

**DASY5 Configuration:**

- Probe: AM1DV3 - 3144; ; Calibrated: 9/21/2020
- Sensor-Surface: 0mm (Fix Surface)
- Electronics: DAE4 Sn1633; Calibrated: 9/28/2020
- Phantom: HAC Test Arch with AMCC; Type: SD HAC P01 BA;
- Measurement SW: DASY52, Version 52.10 (4); SEMCAD X Version 14.6.14 (7483)

**General Scans/z (axial) wideband at best S/N/ABM Freq Resp(x,y,z,f) (1x1x1):**  
 Measurement grid: dx=10mm, dy=10mm



### P13 T-Coil\_LTE 17\_QPSK10M\_Ch23790\_1RB\_OS0\_EVS NB 5.9kbps\_Axial (Z)

Communication System: LTE; Frequency: 710 MHz; Duty Cycle: 1:1

Medium: Air Medium parameters used:  $\sigma = 0$  S/m,  $\epsilon_r = 1$ ;  $\rho = 0$  kg/m<sup>3</sup>

Ambient Temperature : 23.8°C

DASY5 Configuration:

- Probe: AM1DV3 - 3144; ; Calibrated: 9/21/2020
- Sensor-Surface: 0mm (Fix Surface)
- Electronics: DAE4 Sn1633; Calibrated: 9/28/2020
- Phantom: HAC Test Arch with AMCC; Type: SD HAC P01 BA;
- Measurement SW: DASY52, Version 52.10 (4); SEMCAD X Version 14.6.14 (7483)

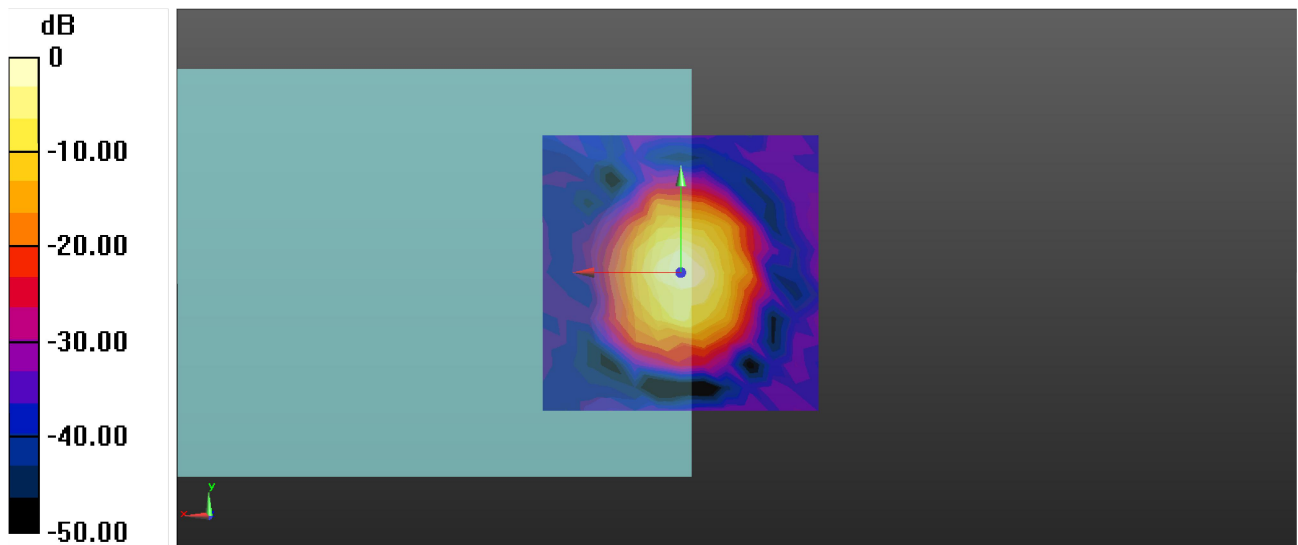
**General Scans/z (axial) 4.2mm 50 x 50/ABM SNR(x,y,z) (13x13x1):** Measurement grid:

dx=10mm, dy=10mm

ABM1/ABM2 = 49.57 dB

ABM1 comp = 4.26 dBA/m

Location: 0, 0, 3.7 mm



0 dB = 300.8 = 49.57 dB

### P13 T-Coil\_LTE 17\_QPSK10M\_Ch23790\_1RB\_OS0\_EVS NB 5.9kbps\_Radial (Y)

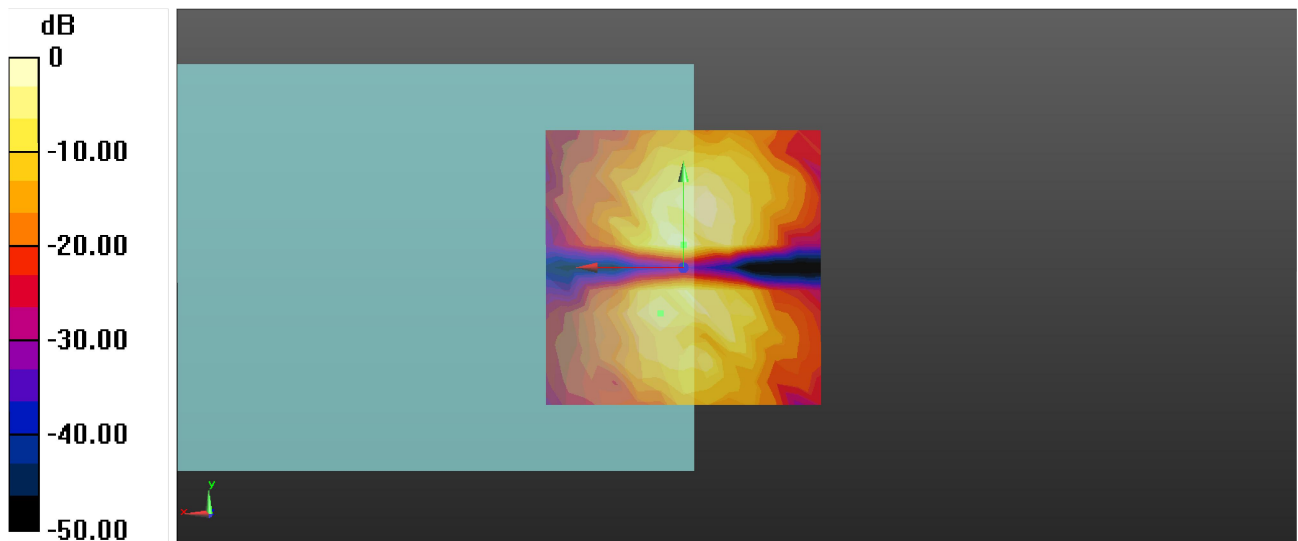
Communication System: LTE; Frequency: 710 MHz; Duty Cycle: 1:1  
Medium: Air Medium parameters used:  $\sigma = 0$  S/m,  $\epsilon_r = 1$ ;  $\rho = 0$  kg/m<sup>3</sup>  
Ambient Temperature : 23.8°C

#### DASY5 Configuration:

- Probe: AM1DV3 - 3144; ; Calibrated: 9/21/2020
- Sensor-Surface: 0mm (Fix Surface)
- Electronics: DAE4 Sn1633; Calibrated: 9/28/2020
- Phantom: HAC Test Arch with AMCC; Type: SD HAC P01 BA;
- Measurement SW: DASY52, Version 52.10 (4); SEMCAD X Version 14.6.14 (7483)

#### General Scans/y (transversal) 4.2mm 50 x 50/ABM SNR(x,y,z) (13x13x1):

Measurement grid: dx=10mm, dy=10mm  
ABM1/ABM2 = 44.30 dB  
ABM1 comp = -7.03 dBA/m  
Location: 0, 4.2, 3.7 mm



0 dB = 164.1 = 44.30 dB

### P13 T-Coil\_LTE 17\_QPSK10M\_Ch23790\_1RB\_OS0\_EVS NB 5.9kbps\_Freq Resp

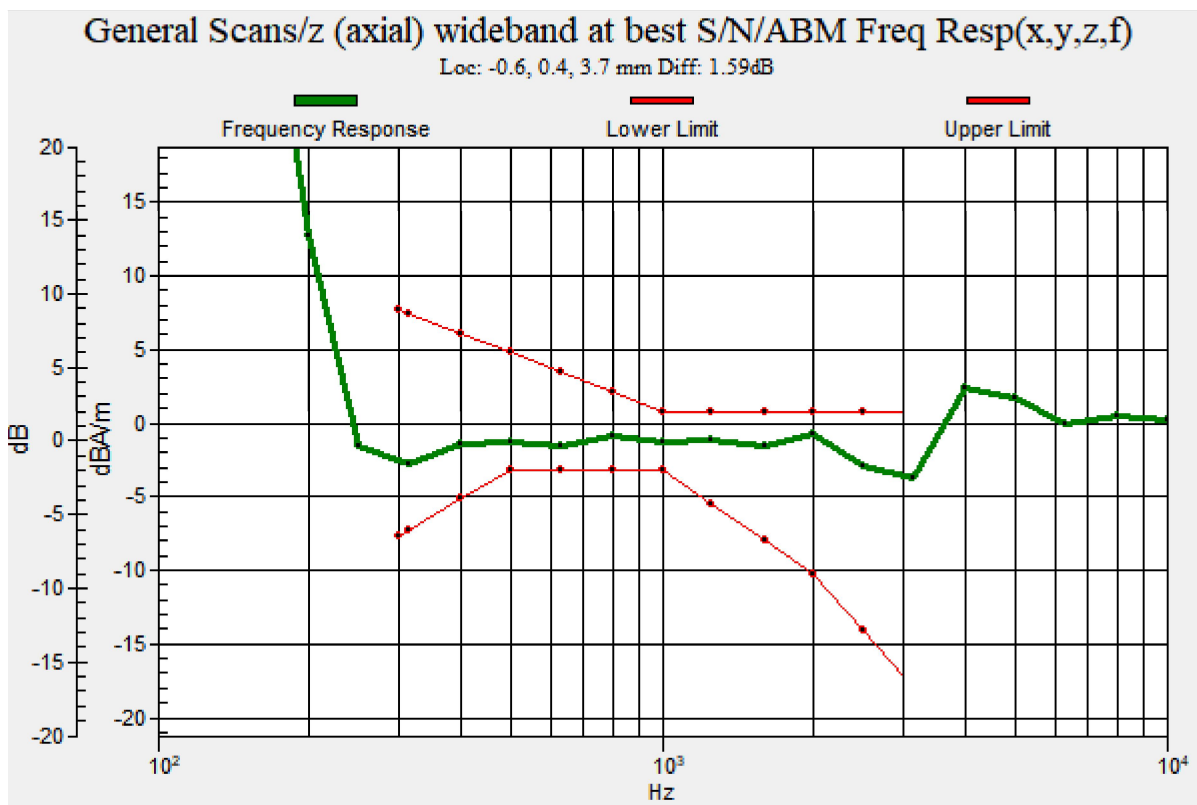
Communication System: LTE; Frequency: 710 MHz; Duty Cycle: 1:1  
Medium: Air Medium parameters used:  $\sigma = 0 \text{ S/m}$ ,  $\epsilon_r = 1$ ;  $\rho = 0 \text{ kg/m}^3$   
Ambient Temperature : 23.8°C

#### DASY5 Configuration:

- Probe: AM1DV3 - 3144; ; Calibrated: 9/21/2020
- Sensor-Surface: 0mm (Fix Surface)
- Electronics: DAE4 Sn1633; Calibrated: 9/28/2020
- Phantom: HAC Test Arch with AMCC; Type: SD HAC P01 BA;
- Measurement SW: DASY52, Version 52.10 (4); SEMCAD X Version 14.6.14 (7483)

#### General Scans/z (axial) wideband at best S/N/ABM Freq Resp(x,y,z,f) (1x1x1):

Measurement grid: dx=10mm, dy=10mm



### P14 T-Coil\_LTE 25\_QPSK20M\_Ch26365\_1RB\_OS0\_EVS NB 5.9kbps\_Axial (Z)

Communication System: LTE; Frequency: 1882.5 MHz; Duty Cycle: 1:1

Medium: Air Medium parameters used:  $\sigma = 0$  S/m,  $\epsilon_r = 1$ ;  $\rho = 0$  kg/m<sup>3</sup>

Ambient Temperature : 23.8°C

DASY5 Configuration:

- Probe: AM1DV3 - 3144; ; Calibrated: 9/21/2020
- Sensor-Surface: 0mm (Fix Surface)
- Electronics: DAE4 Sn1633; Calibrated: 9/28/2020
- Phantom: HAC Test Arch with AMCC; Type: SD HAC P01 BA;
- Measurement SW: DASY52, Version 52.10 (4); SEMCAD X Version 14.6.14 (7483)

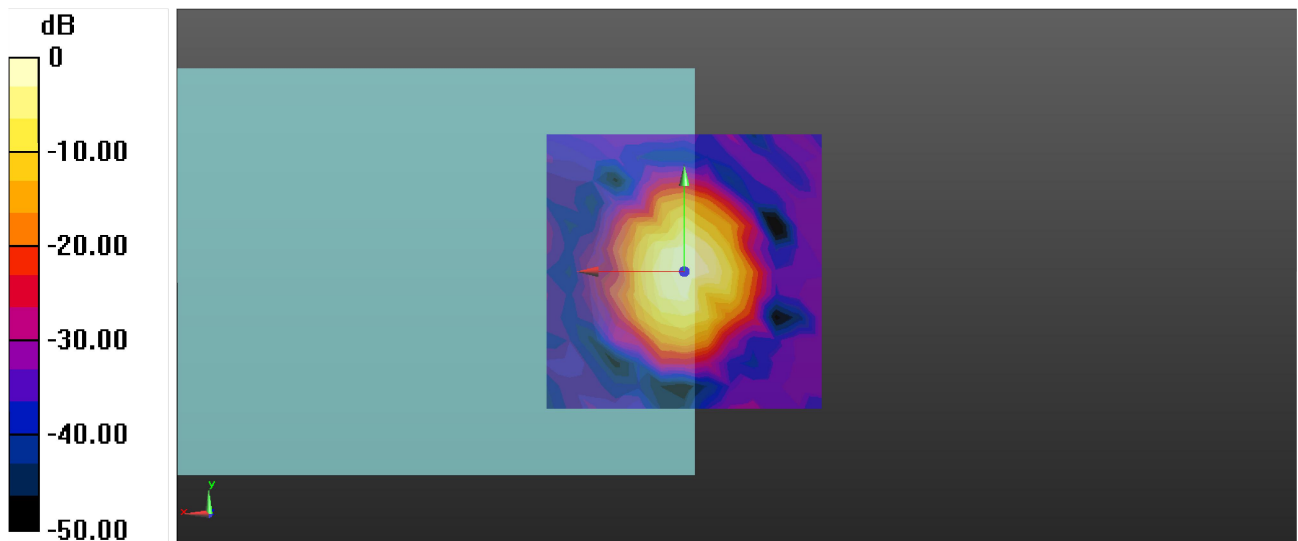
**General Scans/z (axial) 4.2mm 50 x 50/ABM SNR(x,y,z) (13x13x1):** Measurement grid:

dx=10mm, dy=10mm

ABM1/ABM2 = 49.81 dB

ABM1 comp = 3.33 dBA/m

Location: 0, 0, 3.7 mm



0 dB = 309.3 = 49.81 dB

### P14 T-Coil\_LTE 25\_QPSK20M\_Ch26365\_1RB\_OS0\_EVS NB 5.9kbps\_Radial (Y)

Communication System: LTE; Frequency: 1882.5 MHz; Duty Cycle: 1:1

Medium: Air Medium parameters used:  $\sigma = 0 \text{ S/m}$ ,  $\epsilon_r = 1$ ;  $\rho = 0 \text{ kg/m}^3$

Ambient Temperature : 23.8°C

DASY5 Configuration:

- Probe: AM1DV3 - 3144; ; Calibrated: 9/21/2020
- Sensor-Surface: 0mm (Fix Surface)
- Electronics: DAE4 Sn1633; Calibrated: 9/28/2020
- Phantom: HAC Test Arch with AMCC; Type: SD HAC P01 BA;
- Measurement SW: DASY52, Version 52.10 (4); SEMCAD X Version 14.6.14 (7483)

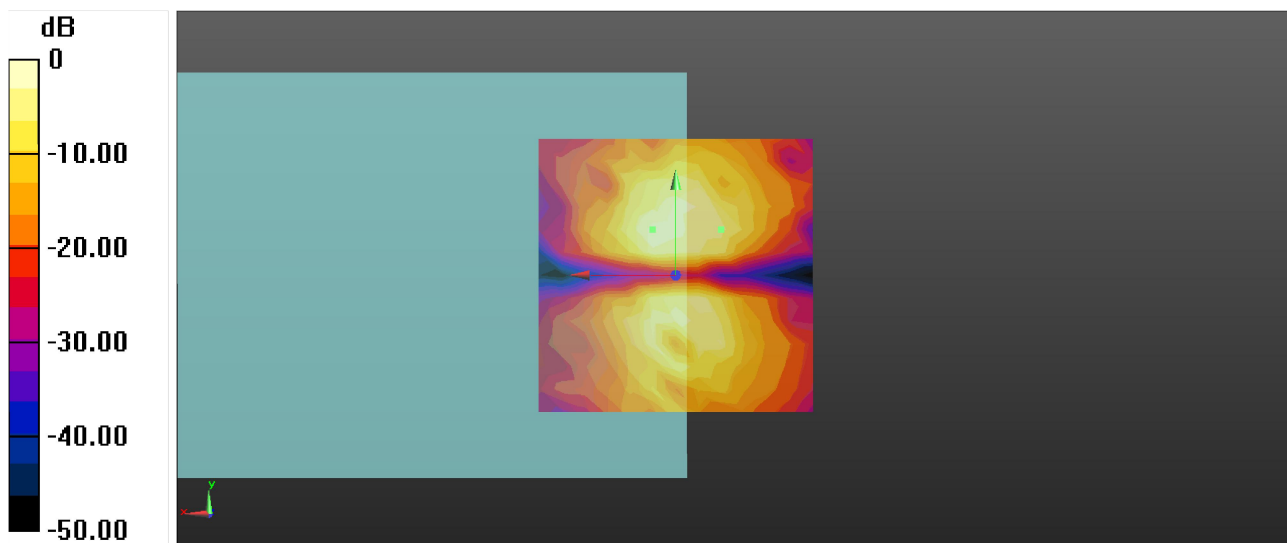
### General Scans/y (transversal) 4.2mm 50 x 50/ABM SNR(x,y,z) (13x13x1):

Measurement grid: dx=10mm, dy=10mm

ABM1/ABM2 = 43.60 dB

ABM1 comp = -9.58 dBA/m

Location: -8.3, 8.3, 3.7 mm



0 dB = 151.3 = 43.60 dB

### P14 T-Coil\_LTE 25\_QPSK20M\_Ch26365\_1RB\_OS0\_EVS NB 5.9kbps\_Freq Resp

Communication System: LTE; Frequency: 1882.5 MHz; Duty Cycle: 1:1

Medium: Air Medium parameters used:  $\sigma = 0 \text{ S/m}$ ,  $\epsilon_r = 1$ ;  $\rho = 0 \text{ kg/m}^3$

Ambient Temperature : 23.8°C

DASY5 Configuration:

- Probe: AM1DV3 - 3144; ; Calibrated: 9/21/2020
- Sensor-Surface: 0mm (Fix Surface)
- Electronics: DAE4 Sn1633; Calibrated: 9/28/2020
- Phantom: HAC Test Arch with AMCC; Type: SD HAC P01 BA;
- Measurement SW: DASY52, Version 52.10 (4); SEMCAD X Version 14.6.14 (7483)

### General Scans/z (axial) wideband at best S/N/ABM Freq Resp(x,y,z,f) (1x1x1):

Measurement grid: dx=10mm, dy=10mm

