

### P04 T-Coil\_WCDMA IV\_Ch1413\_AMR4.75kbps\_Freq Resp

Communication System: WCDMA; Frequency: 1732.6 MHz; Duty Cycle: 1:1

Medium: Air Medium parameters used:  $\sigma = 0 \text{ S/m}$ ,  $\epsilon_r = 1$ ;  $\rho = 0 \text{ kg/m}^3$

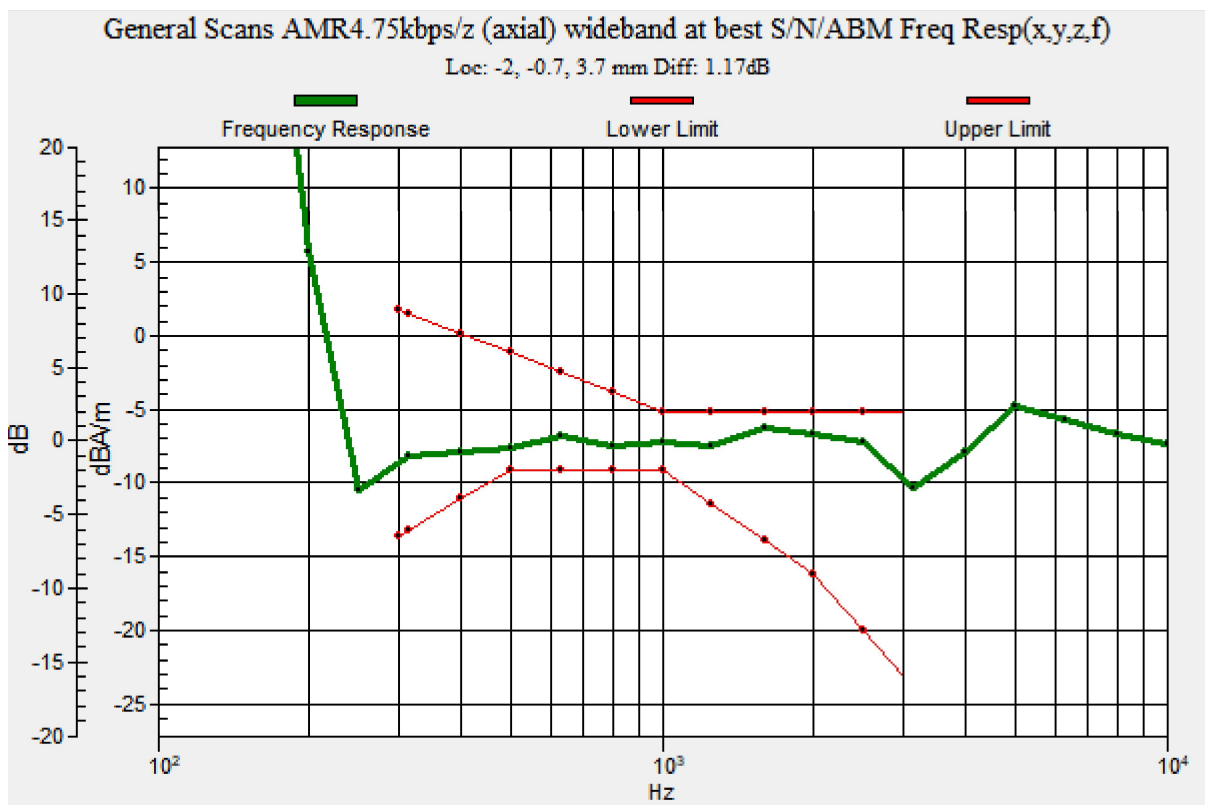
Ambient Temperature : 23.5°C

DASY5 Configuration:

- Probe: AM1DV3 - 3144; ; Calibrated: 9/21/2020
- Sensor-Surface: 0mm (Fix Surface)
- Electronics: DAE4 Sn1633; Calibrated: 9/28/2020
- Phantom: HAC Test Arch with AMCC; Type: SD HAC P01 BA;
- Measurement SW: DASY52, Version 52.10 (4); SEMCAD X Version 14.6.14 (7483)

### General Scans/z (axial) wideband at best S/N/ABM Freq Resp(x,y,z,f) (1x1x1):

Measurement grid: dx=10mm, dy=10mm



### P05 T-Coil\_WCDMA V\_Ch4182\_AMR4.75kbps\_Axial (Z)

Communication System: WCDMA; Frequency: 836.4 MHz; Duty Cycle: 1:1

Medium: Air Medium parameters used:  $\sigma = 0$  S/m,  $\epsilon_r = 1$ ;  $\rho = 0$  kg/m<sup>3</sup>

Ambient Temperature : 23.5°C

DASY5 Configuration:

- Probe: AM1DV3 - 3144; ; Calibrated: 9/21/2020
- Sensor-Surface: 0mm (Fix Surface)
- Electronics: DAE4 Sn1633; Calibrated: 9/28/2020
- Phantom: HAC Test Arch with AMCC; Type: SD HAC P01 BA;
- Measurement SW: DASY52, Version 52.10 (4); SEMCAD X Version 14.6.14 (7483)

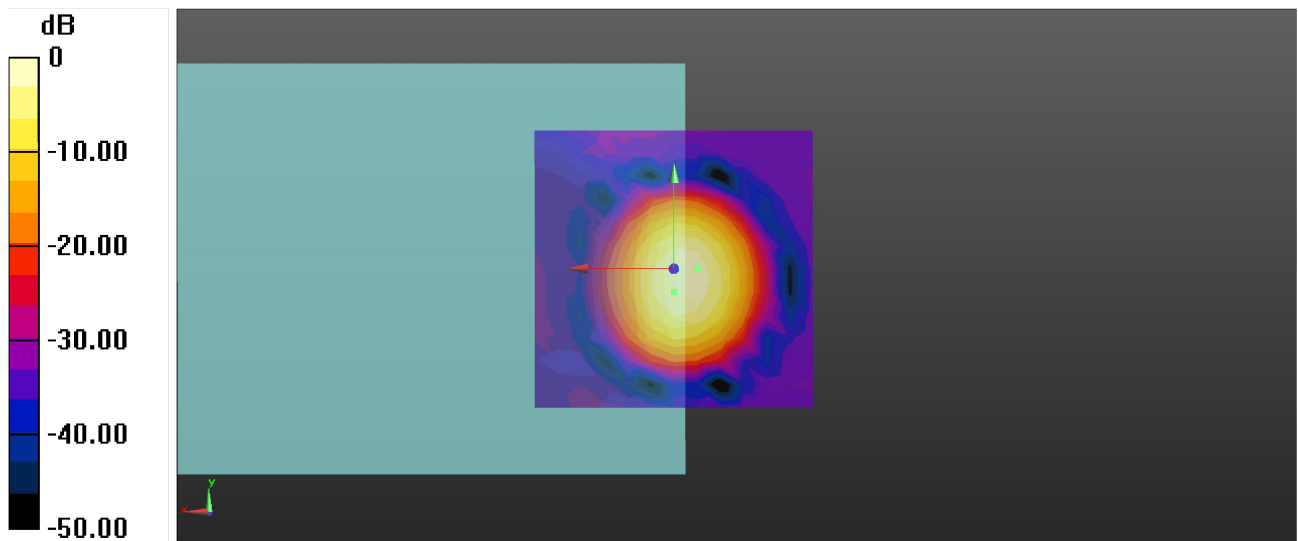
**General Scans/z (axial) 4.2mm 50 x 50/ABM SNR(x,y,z) (13x13x1):** Measurement grid:

dx=10mm, dy=10mm

ABM1/ABM2 = 49.28 dB

ABM1 comp = 0.38 dBA/m

Location: -4.2, 0, 3.7 mm



0 dB = 291.2 = 49.28 dB

### P05 T-Coil\_WCDMA V\_Ch4182\_AMR4.75kbps\_Radial (Y)

Communication System: WCDMA; Frequency: 836.4 MHz; Duty Cycle: 1:1

Medium: Air Medium parameters used:  $\sigma = 0$  S/m,  $\epsilon_r = 1$ ;  $\rho = 0$  kg/m<sup>3</sup>

Ambient Temperature : 23.5°C

DASY5 Configuration:

- Probe: AM1DV3 - 3144; ; Calibrated: 9/21/2020
- Sensor-Surface: 0mm (Fix Surface)
- Electronics: DAE4 Sn1633; Calibrated: 9/28/2020
- Phantom: HAC Test Arch with AMCC; Type: SD HAC P01 BA;
- Measurement SW: DASY52, Version 52.10 (4); SEMCAD X Version 14.6.14 (7483)

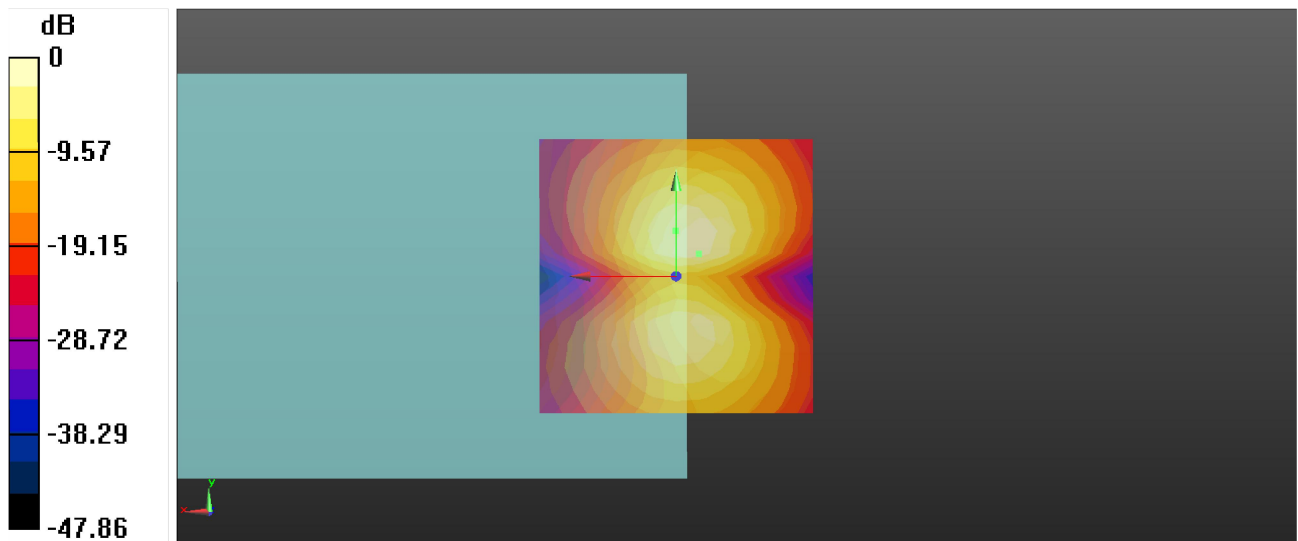
### General Scans/y (transversal) 4.2mm 50 x 50/ABM SNR(x,y,z) (13x13x1):

Measurement grid: dx=10mm, dy=10mm

ABM1/ABM2 = 44.28 dB

ABM1 comp = -8.42 dBA/m

Location: -4.2, 4.2, 3.7 mm



0 dB = 163.6 = 44.28 dB

### P05 T-Coil\_WCDMA V\_Ch4182\_AMR4.75kbps\_Freq Resp

Communication System: WCDMA; Frequency: 836.4 MHz; Duty Cycle: 1:1

Medium: Air Medium parameters used:  $\sigma = 0$  S/m,  $\epsilon_r = 1$ ;  $\rho = 0$  kg/m<sup>3</sup>

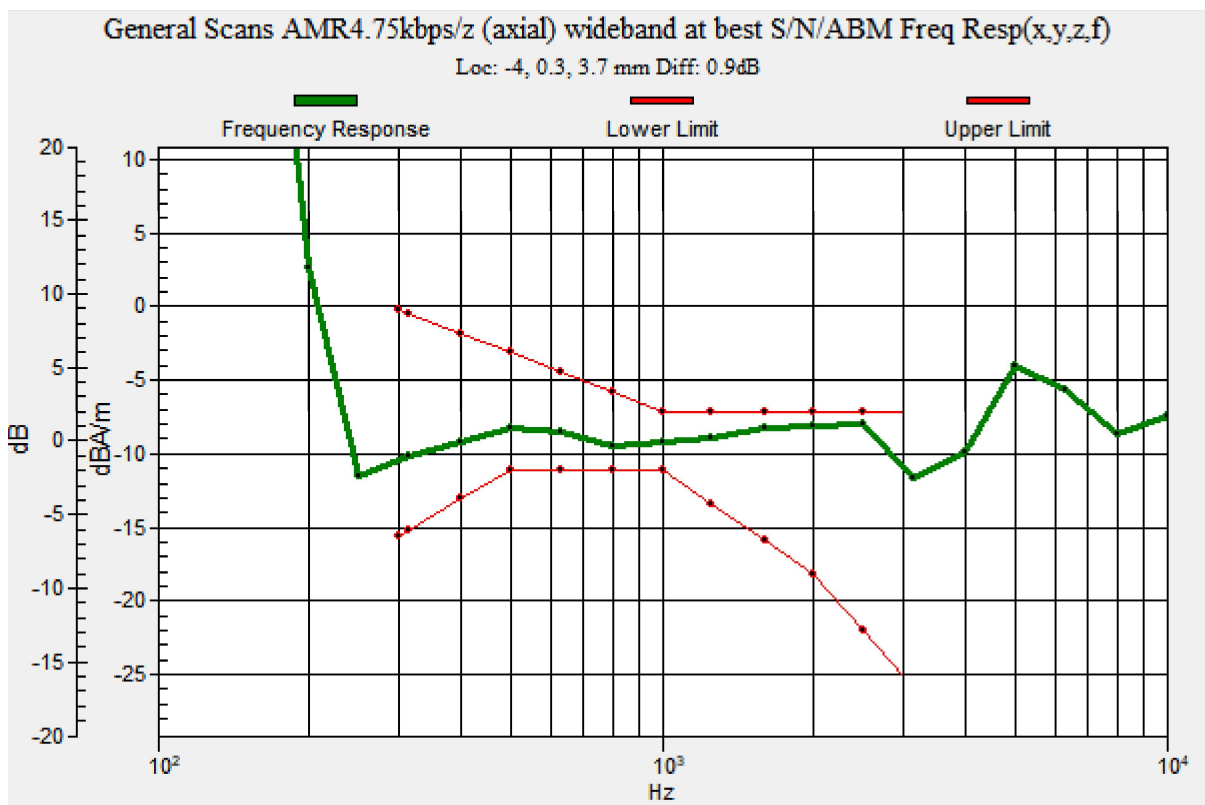
Ambient Temperature : 23.5°C

DASY5 Configuration:

- Probe: AM1DV3 - 3144; ; Calibrated: 9/21/2020
- Sensor-Surface: 0mm (Fix Surface)
- Electronics: DAE4 Sn1633; Calibrated: 9/28/2020
- Phantom: HAC Test Arch with AMCC; Type: SD HAC P01 BA;
- Measurement SW: DASY52, Version 52.10 (4); SEMCAD X Version 14.6.14 (7483)

### General Scans/z (axial) wideband at best S/N/ABM Freq Resp(x,y,z,f) (1x1x1):

Measurement grid: dx=10mm, dy=10mm



### P06 T-Coil\_LTE 2\_QPSK20M\_Ch18900\_1RB\_OS0\_EVS NB 5.9kbps\_Axial (Z)

Communication System: LTE; Frequency: 1880 MHz; Duty Cycle: 1:1

Medium: Air Medium parameters used:  $\sigma = 0$  S/m,  $\epsilon_r = 1$ ;  $\rho = 0$  kg/m<sup>3</sup>

Ambient Temperature : 23.5°C

DASY5 Configuration:

- Probe: AM1DV3 - 3144; ; Calibrated: 9/21/2020
- Sensor-Surface: 0mm (Fix Surface)
- Electronics: DAE4 Sn1633; Calibrated: 9/28/2020
- Phantom: HAC Test Arch with AMCC; Type: SD HAC P01 BA;
- Measurement SW: DASY52, Version 52.10 (4); SEMCAD X Version 14.6.14 (7483)

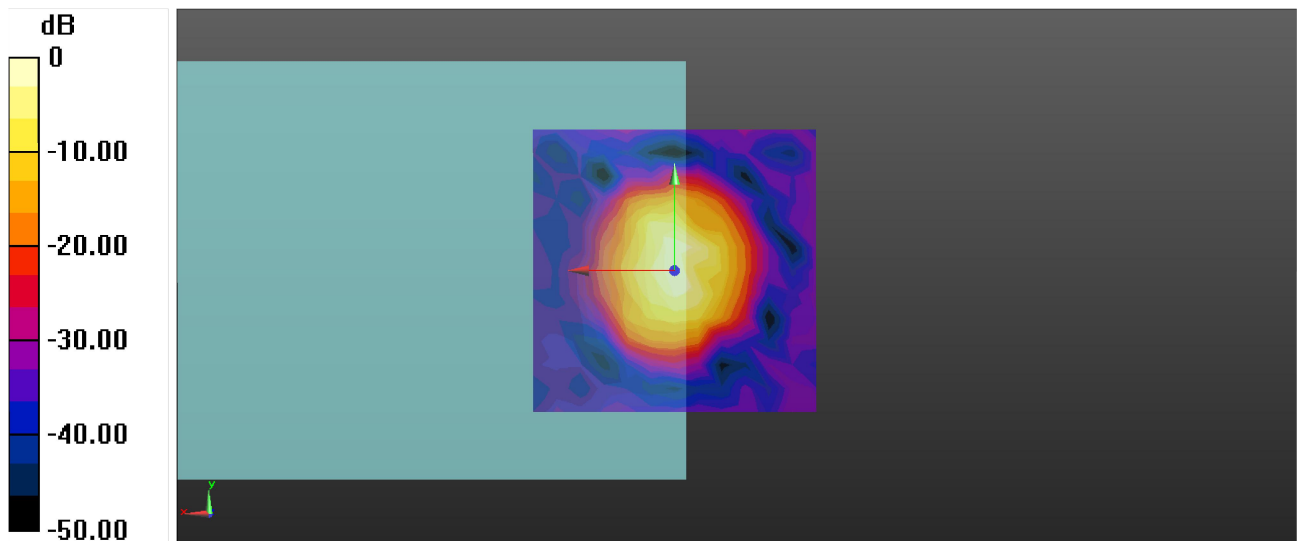
**General Scans/z (axial) 4.2mm 50 x 50/ABM SNR(x,y,z) (13x13x1):** Measurement grid:

dx=10mm, dy=10mm

ABM1/ABM2 = 49.24 dB

ABM1 comp = 3.47 dBA/m

Location: 0, 0, 3.7 mm



0 dB = 289.6 = 49.24 dB

### P06 T-Coil\_LTE 2\_QPSK20M\_Ch18900\_1RB\_OS0\_EVS NB 5.9kbps\_Radial (Y)

Communication System: LTE; Frequency: 1880 MHz; Duty Cycle: 1:1

Medium: Air Medium parameters used:  $\sigma = 0$  S/m,  $\epsilon_r = 1$ ;  $\rho = 0$  kg/m<sup>3</sup>

Ambient Temperature : 23.5°C

DASY5 Configuration:

- Probe: AM1DV3 - 3144; ; Calibrated: 9/21/2020
- Sensor-Surface: 0mm (Fix Surface)
- Electronics: DAE4 Sn1633; Calibrated: 9/28/2020
- Phantom: HAC Test Arch with AMCC; Type: SD HAC P01 BA;
- Measurement SW: DASY52, Version 52.10 (4); SEMCAD X Version 14.6.14 (7483)

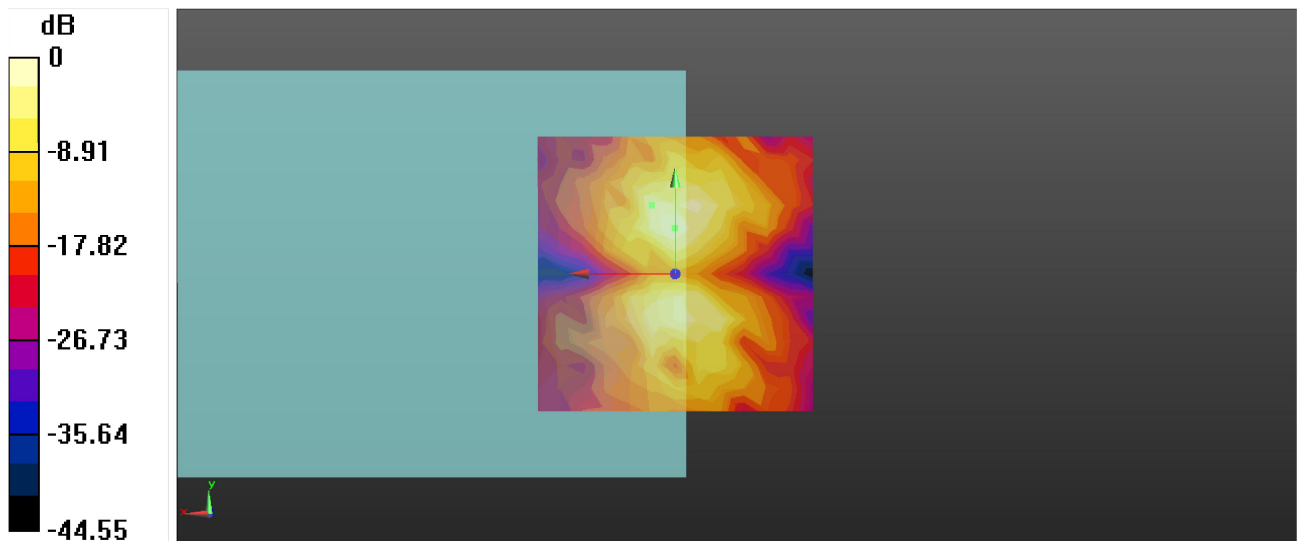
### General Scans/y (transversal) 4.2mm 50 x 50/ABM SNR(x,y,z) (13x13x1):

Measurement grid: dx=10mm, dy=10mm

ABM1/ABM2 = 44.35 dB

ABM1 comp = -4.88 dBA/m

Location: 0, 8.3, 3.7 mm



0 dB = 165.1 = 44.35 dB

### P06 T-Coil\_LTE 2\_QPSK20M\_Ch18900\_1RB\_OS0\_EVS NB 5.9kbps\_Freq Resp

Communication System: LTE; Frequency: 1880 MHz; Duty Cycle: 1:1

Medium: Air Medium parameters used:  $\sigma = 0 \text{ S/m}$ ,  $\epsilon_r = 1$ ;  $\rho = 0 \text{ kg/m}^3$

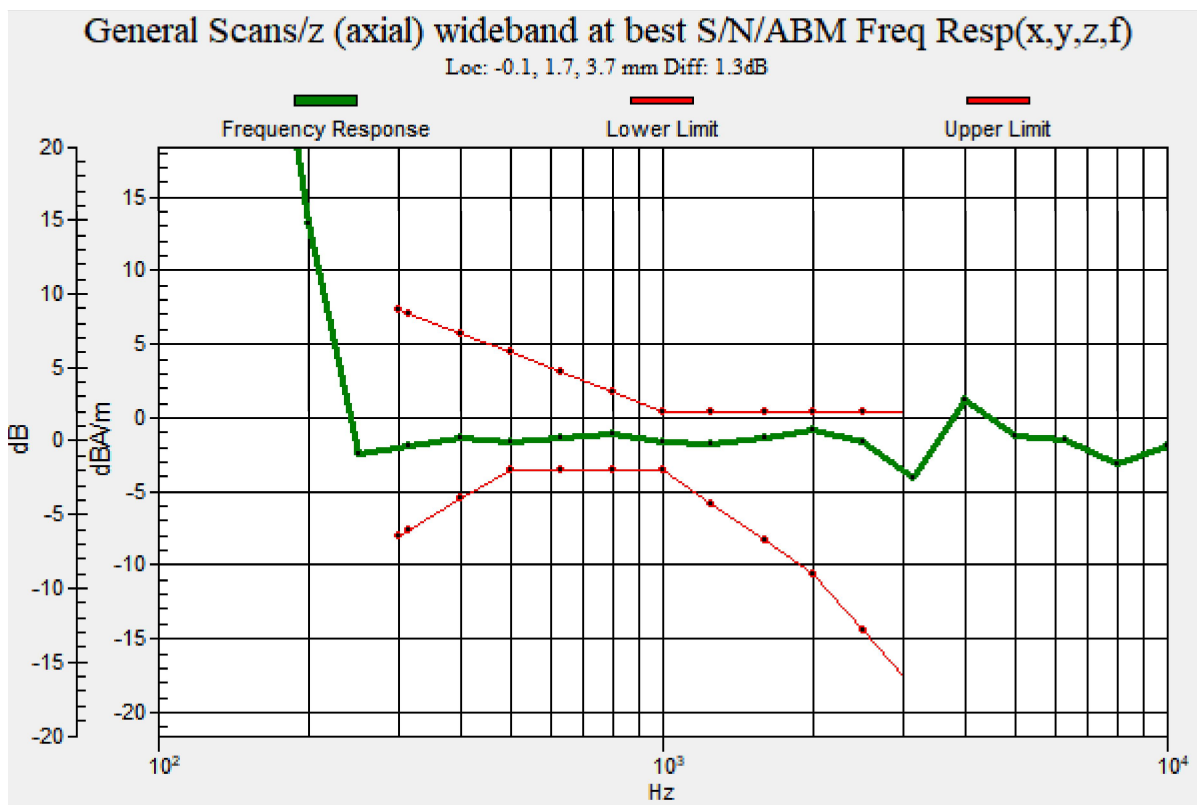
Ambient Temperature : 23.5°C

DASY5 Configuration:

- Probe: AM1DV3 - 3144; ; Calibrated: 9/21/2020
- Sensor-Surface: 0mm (Fix Surface)
- Electronics: DAE4 Sn1633; Calibrated: 9/28/2020
- Phantom: HAC Test Arch with AMCC; Type: SD HAC P01 BA;
- Measurement SW: DASY52, Version 52.10 (4); SEMCAD X Version 14.6.14 (7483)

### General Scans/z (axial) wideband at best S/N/ABM Freq Resp(x,y,z,f) (1x1x1):

Measurement grid: dx=10mm, dy=10mm



### P07 T-Coil\_LTE 4\_QPSK20M\_Ch20175\_1RB\_OS0\_EVS NB 5.9kbps\_Axial (Z)

Communication System: LTE; Frequency: 1732.5 MHz; Duty Cycle: 1:1

Medium: Air Medium parameters used:  $\sigma = 0$  S/m,  $\epsilon_r = 1$ ;  $\rho = 0$  kg/m<sup>3</sup>

Ambient Temperature : 23.5°C

DASY5 Configuration:

- Probe: AM1DV3 - 3144; ; Calibrated: 9/21/2020
- Sensor-Surface: 0mm (Fix Surface)
- Electronics: DAE4 Sn1633; Calibrated: 9/28/2020
- Phantom: HAC Test Arch with AMCC; Type: SD HAC P01 BA;
- Measurement SW: DASY52, Version 52.10 (4); SEMCAD X Version 14.6.14 (7483)

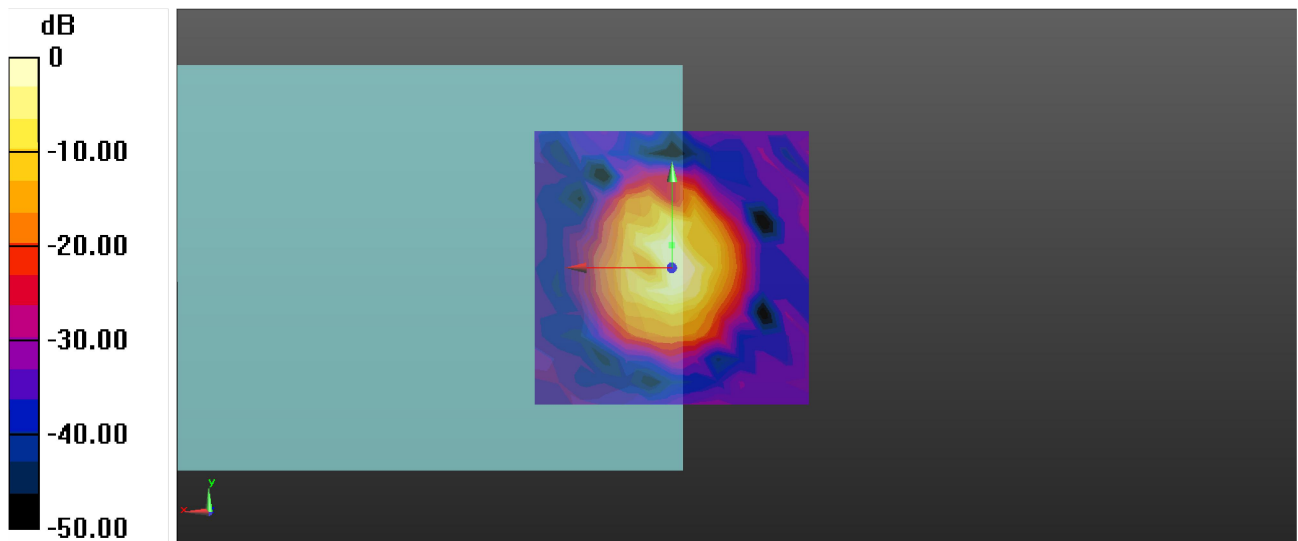
**General Scans/z (axial) 4.2mm 50 x 50/ABM SNR(x,y,z) (13x13x1):** Measurement grid:

dx=10mm, dy=10mm

ABM1/ABM2 = 51.46 dB

ABM1 comp = 3.15 dBA/m

Location: 0, 4.2, 3.7 mm



0 dB = 374.1 = 51.46 dB



### P07 T-Coil\_LTE 4\_QPSK20M\_Ch20175\_1RB\_OS0\_EVS NB 5.9kbps\_Radial (Y)

Communication System: LTE; Frequency: 1732.5 MHz; Duty Cycle: 1:1

Medium: Air Medium parameters used:  $\sigma = 0 \text{ S/m}$ ,  $\epsilon_r = 1$ ;  $\rho = 0 \text{ kg/m}^3$

Ambient Temperature : 23.5°C

DASY5 Configuration:

- Probe: AM1DV3 - 3144; ; Calibrated: 9/21/2020
- Sensor-Surface: 0mm (Fix Surface)
- Electronics: DAE4 Sn1633; Calibrated: 9/28/2020
- Phantom: HAC Test Arch with AMCC; Type: SD HAC P01 BA;
- Measurement SW: DASY52, Version 52.10 (4); SEMCAD X Version 14.6.14 (7483)

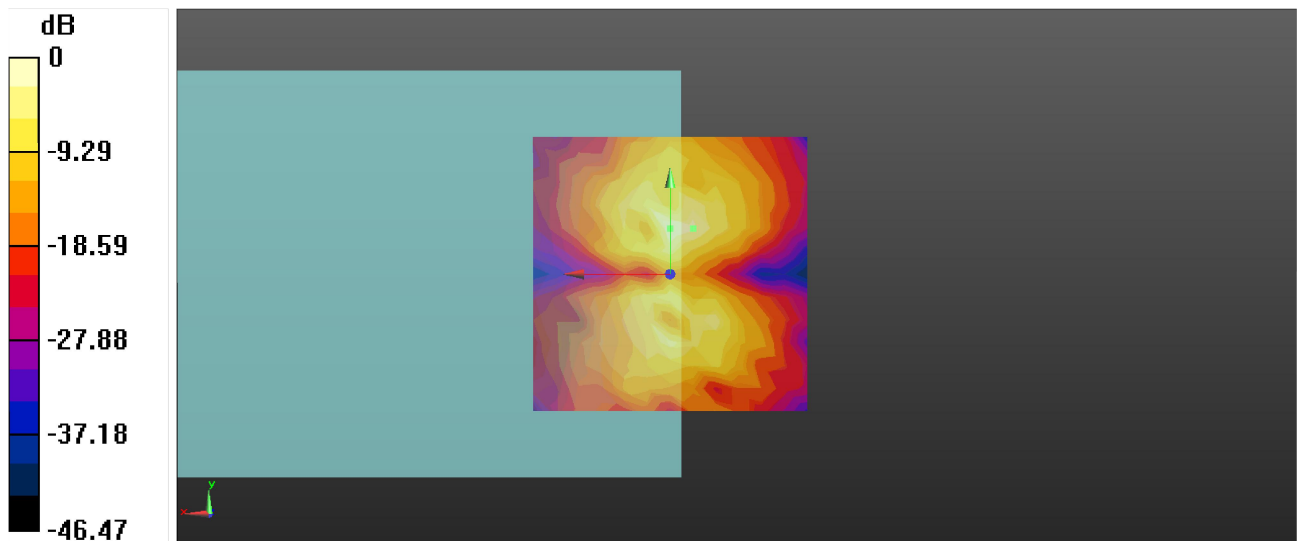
### General Scans/y (transversal) 4.2mm 50 x 50/ABM SNR(x,y,z) (13x13x1):

Measurement grid: dx=10mm, dy=10mm

ABM1/ABM2 = 46.36 dB

ABM1 comp = -5.83 dBA/m

Location: -4.2, 8.3, 3.7 mm



0 dB = 208.1 = 46.36 dB

### P07 T-Coil\_LTE 4\_QPSK20M\_Ch20175\_1RB\_OS0\_EVS NB 5.9kbps\_Freq Resp

Communication System: LTE; Frequency: 1732.5 MHz; Duty Cycle: 1:1

Medium: Air Medium parameters used:  $\sigma = 0 \text{ S/m}$ ,  $\epsilon_r = 1$ ;  $\rho = 0 \text{ kg/m}^3$

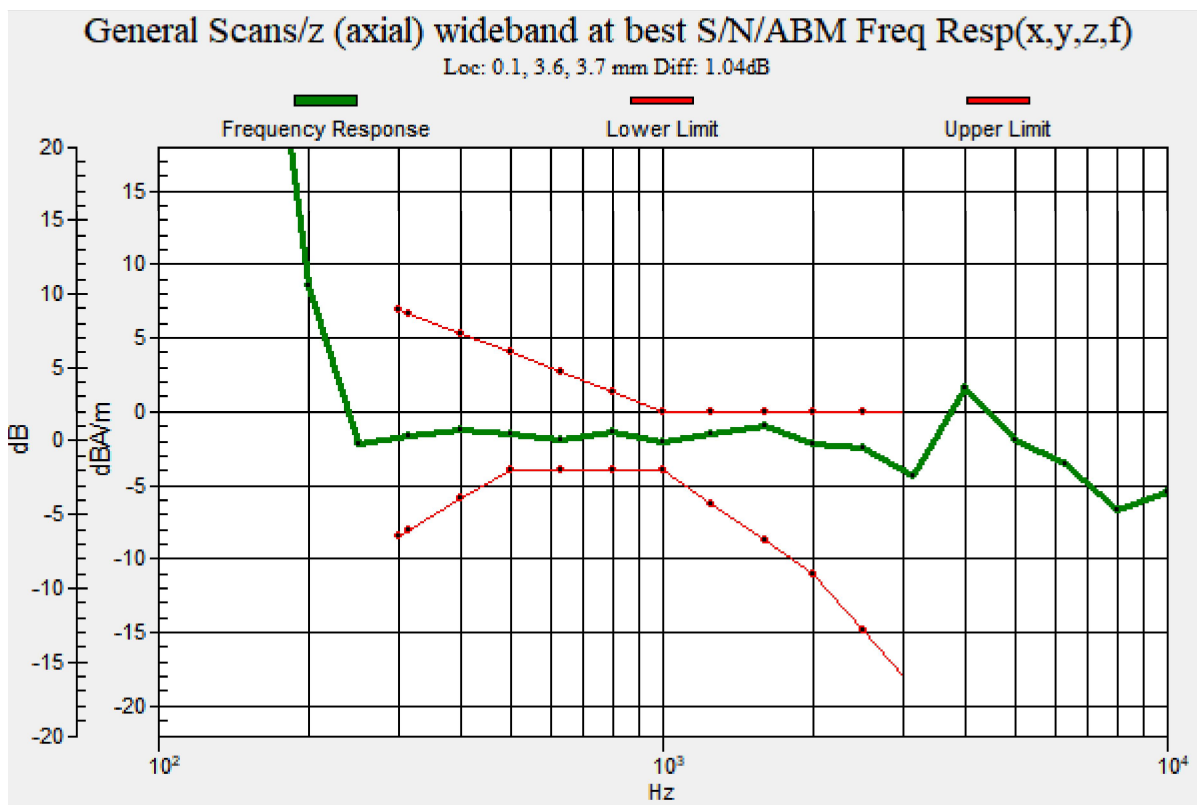
Ambient Temperature : 23.5°C

DASY5 Configuration:

- Probe: AM1DV3 - 3144; ; Calibrated: 9/21/2020
- Sensor-Surface: 0mm (Fix Surface)
- Electronics: DAE4 Sn1633; Calibrated: 9/28/2020
- Phantom: HAC Test Arch with AMCC; Type: SD HAC P01 BA;
- Measurement SW: DASY52, Version 52.10 (4); SEMCAD X Version 14.6.14 (7483)

### General Scans/z (axial) wideband at best S/N/ABM Freq Resp(x,y,z,f) (1x1x1):

Measurement grid: dx=10mm, dy=10mm



### P08 T-Coil\_LTE 5\_QPSK10M\_Ch20525\_1RB\_OS0\_EVS NB 5.9kbps\_Axial (Z)

Communication System: LTE; Frequency: 836.5 MHz; Duty Cycle: 1:1

Medium: Air Medium parameters used:  $\sigma = 0$  S/m,  $\epsilon_r = 1$ ;  $\rho = 0$  kg/m<sup>3</sup>

Ambient Temperature : 23.5°C

DASY5 Configuration:

- Probe: AM1DV3 - 3144; ; Calibrated: 9/21/2020
- Sensor-Surface: 0mm (Fix Surface)
- Electronics: DAE4 Sn1633; Calibrated: 9/28/2020
- Phantom: HAC Test Arch with AMCC; Type: SD HAC P01 BA;
- Measurement SW: DASY52, Version 52.10 (4); SEMCAD X Version 14.6.14 (7483)

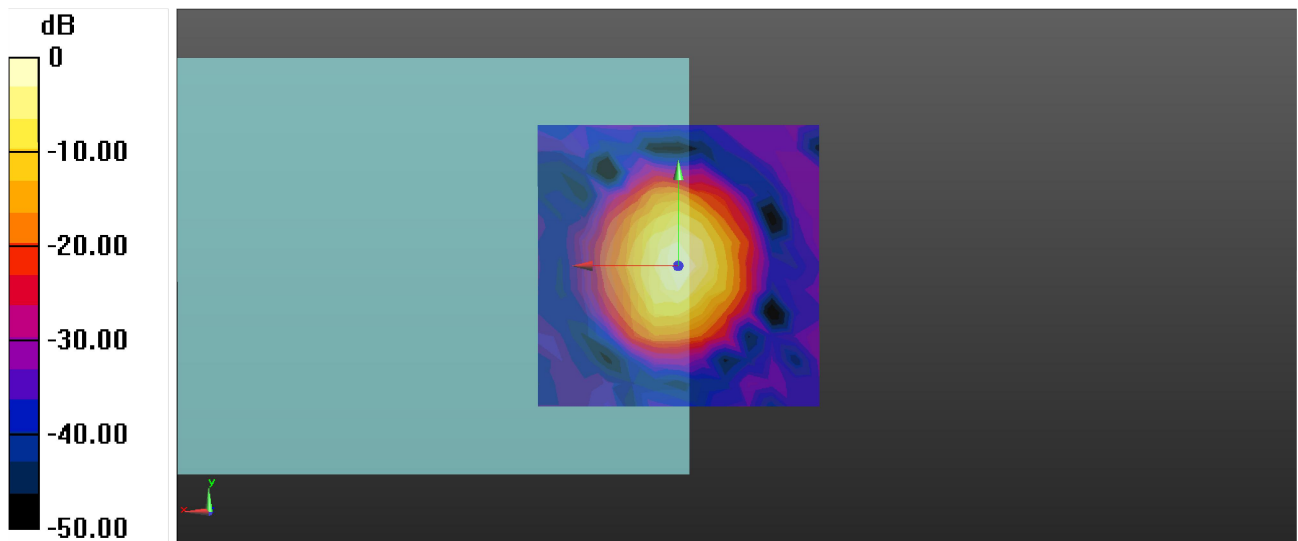
**General Scans/z (axial) 4.2mm 50 x 50/ABM SNR(x,y,z) (13x13x1):** Measurement grid:

dx=10mm, dy=10mm

ABM1/ABM2 = 50.88 dB

ABM1 comp = 4.82 dBA/m

Location: 0, 0, 3.7 mm



0 dB = 350.0 = 50.88 dB

### P08 T-Coil\_LTE 5\_QPSK10M\_Ch20525\_1RB\_OS0\_EVS NB 5.9kbps\_Radial (Y)

Communication System: LTE; Frequency: 836.5 MHz; Duty Cycle: 1:1

Medium: Air Medium parameters used:  $\sigma = 0$  S/m,  $\epsilon_r = 1$ ;  $\rho = 0$  kg/m<sup>3</sup>

Ambient Temperature : 23.5°C

DASY5 Configuration:

- Probe: AM1DV3 - 3144; ; Calibrated: 9/21/2020
- Sensor-Surface: 0mm (Fix Surface)
- Electronics: DAE4 Sn1633; Calibrated: 9/28/2020
- Phantom: HAC Test Arch with AMCC; Type: SD HAC P01 BA;
- Measurement SW: DASY52, Version 52.10 (4); SEMCAD X Version 14.6.14 (7483)

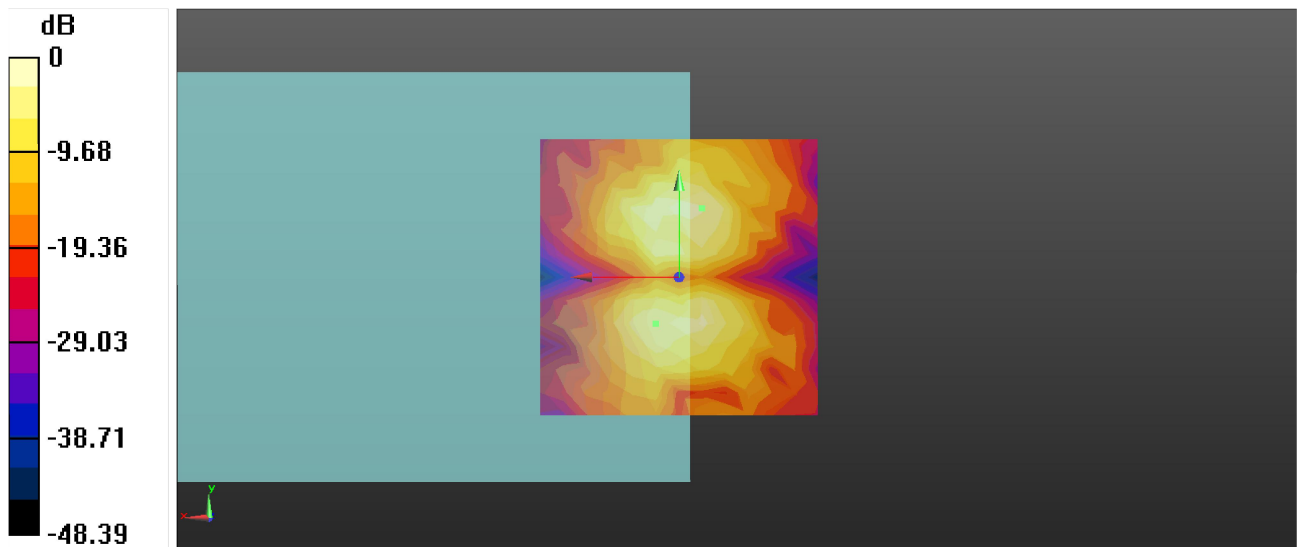
### General Scans/y (transversal) 4.2mm 50 x 50/ABM SNR(x,y,z) (13x13x1):

Measurement grid: dx=10mm, dy=10mm

ABM1/ABM2 = 43.39 dB

ABM1 comp = -7.41 dBA/m

Location: -4.2, 12.5, 3.7 mm



0 dB = 147.8 = 43.39 dB

### P08 T-Coil\_LTE 5\_QPSK10M\_Ch20525\_1RB\_OS0\_EVS NB 5.9kbps\_Freq Resp

Communication System: LTE; Frequency: 836.5 MHz; Duty Cycle: 1:1

Medium: Air Medium parameters used:  $\sigma = 0 \text{ S/m}$ ,  $\epsilon_r = 1$ ;  $\rho = 0 \text{ kg/m}^3$

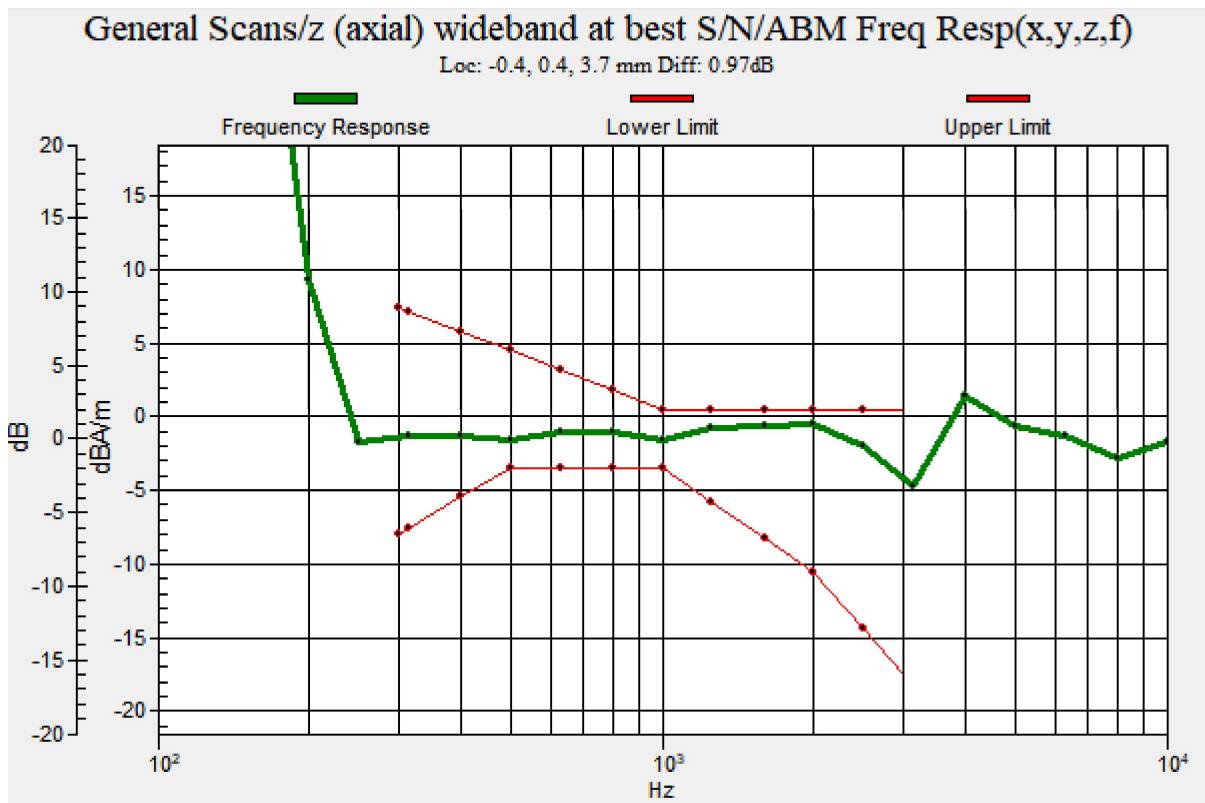
Ambient Temperature : 23.5°C

DASY5 Configuration:

- Probe: AM1DV3 - 3144; ; Calibrated: 9/21/2020
- Sensor-Surface: 0mm (Fix Surface)
- Electronics: DAE4 Sn1633; Calibrated: 9/28/2020
- Phantom: HAC Test Arch with AMCC; Type: SD HAC P01 BA;
- Measurement SW: DASY52, Version 52.10 (4); SEMCAD X Version 14.6.14 (7483)

### General Scans/z (axial) wideband at best S/N/ABM Freq Resp(x,y,z,f) (1x1x1):

Measurement grid: dx=10mm, dy=10mm



### P09 T-Coil\_LTE 7\_QPSK20M\_Ch21100\_1RB\_OS0\_EVS NB 5.9kbps\_Axial (Z)

Communication System: LTE; Frequency: 2535 MHz; Duty Cycle: 1:1

Medium: Air Medium parameters used:  $\sigma = 0$  S/m,  $\epsilon_r = 1$ ;  $\rho = 0$  kg/m<sup>3</sup>

Ambient Temperature : 23.5°C

#### DASY5 Configuration:

- Probe: AM1DV3 - 3144; ; Calibrated: 9/21/2020
- Sensor-Surface: 0mm (Fix Surface)
- Electronics: DAE4 Sn1633; Calibrated: 9/28/2020
- Phantom: HAC Test Arch with AMCC; Type: SD HAC P01 BA;
- Measurement SW: DASY52, Version 52.10 (4); SEMCAD X Version 14.6.14 (7483)

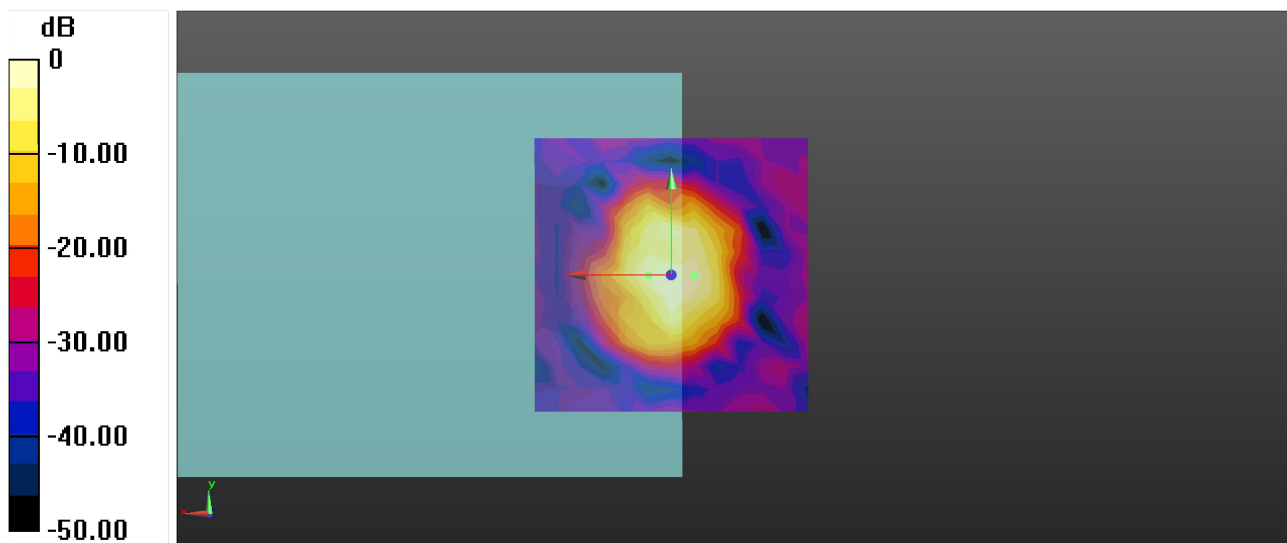
#### General Scans/z (axial) 4.2mm 50 x 50/ABM SNR(x,y,z) (13x13x1): Measurement grid:

dx=10mm, dy=10mm

ABM1/ABM2 = 47.16 dB

ABM1 comp = 0.33 dBA/m

Location: -4.2, 0, 3.7 mm



0 dB = 228.1 = 47.16 dB

### P09 T-Coil\_LTE 7\_QPSK20M\_Ch21100\_1RB\_OS0\_EVS NB 5.9kbps\_Radial (Y)

Communication System: LTE; Frequency: 2535 MHz; Duty Cycle: 1:1

Medium: Air Medium parameters used:  $\sigma = 0$  S/m,  $\epsilon_r = 1$ ;  $\rho = 0$  kg/m<sup>3</sup>

Ambient Temperature : 23.5°C

DASY5 Configuration:

- Probe: AM1DV3 - 3144; ; Calibrated: 9/21/2020
- Sensor-Surface: 0mm (Fix Surface)
- Electronics: DAE4 Sn1633; Calibrated: 9/28/2020
- Phantom: HAC Test Arch with AMCC; Type: SD HAC P01 BA;
- Measurement SW: DASY52, Version 52.10 (4); SEMCAD X Version 14.6.14 (7483)

### General Scans/y (transversal) 4.2mm 50 x 50/ABM SNR(x,y,z) (13x13x1):

Measurement grid: dx=10mm, dy=10mm

ABM1/ABM2 = 44.77 dB

ABM1 comp = -4.85 dBA/m

Location: 0, 8.3, 3.7 mm

