

LTE BAND 41 CA				
CHANNEL BANDWIDTH: 20MHz+5MHz				
CHANNEL		99% OCCUPIED BANDWIDTH (MHz)		
PCC	SCC	QPSK	16QAM	64QAM
39750	39867	23.435	23.347	23.357
40595	40712	23.387	23.336	23.293
41440	41557	23.388	23.318	23.346
CHANNEL	CHANNEL	26dB BANDWIDTH (MHz)		
PCC	SCC	QPSK	16QAM	64QAM
39750	39867	25.81	25.30	25.36
40595	40712	25.21	25.16	25.19
41440	41557	25.77	25.12	25.08

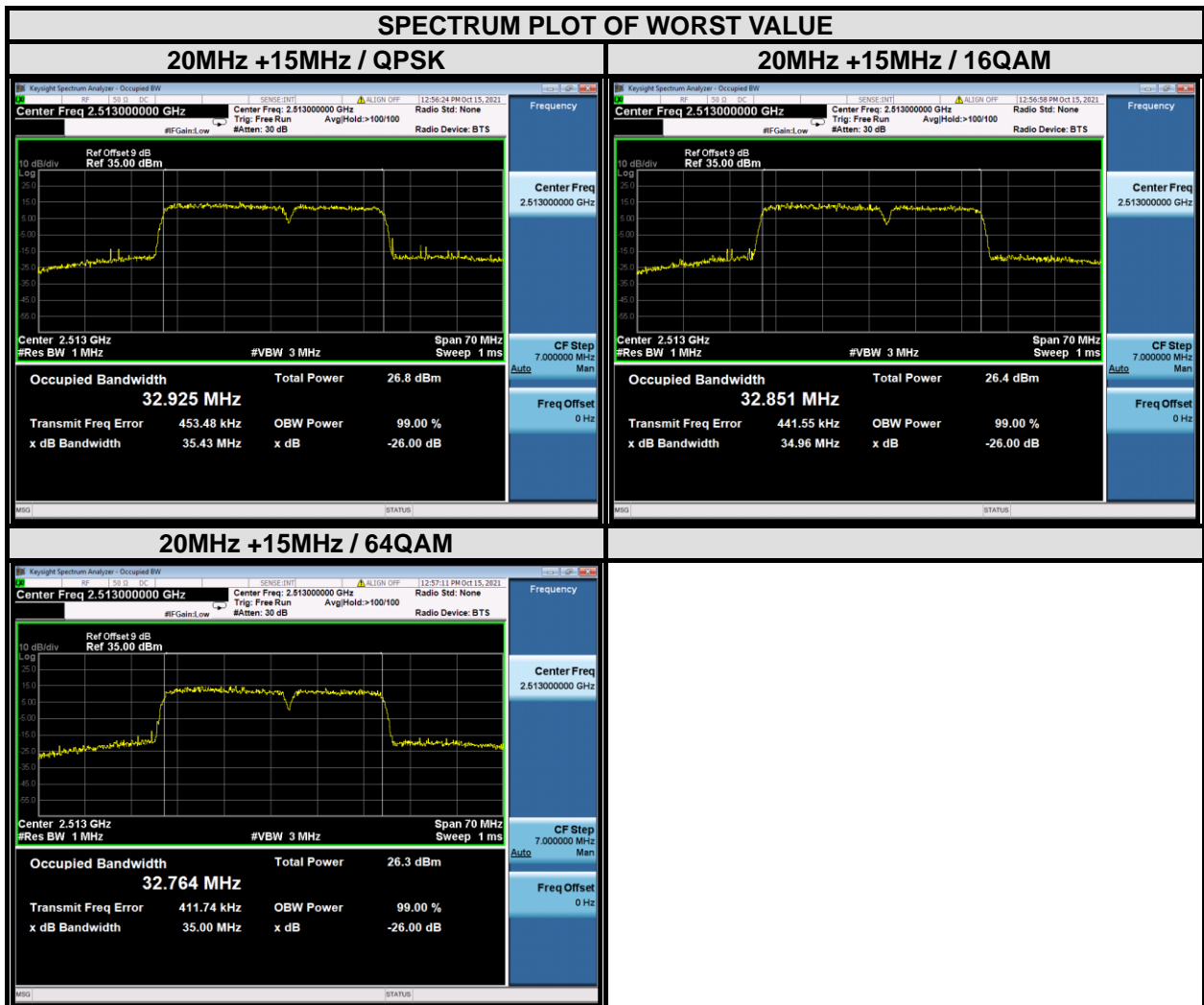


LTE BAND 41 CA				
CHANNEL BANDWIDTH: 20MHz +10MHz				
CHANNEL	CHANNEL	99% OCCUPIED BANDWIDTH (MHz)		
PCC	SCC	QPSK	16QAM	64QAM
39750	39894	28.123	28.156	28.085
40571	40715	28.052	28.037	27.991
41391	41535	28.088	28.285	28.161
CHANNEL	CHANNEL	26dB BANDWIDTH (MHz)		
PCC	SCC	QPSK	16QAM	64QAM
39750	39894	31.32	30.15	30.23
40571	40715	31.45	30.41	31.69
41391	41535	31.01	31.7	32.53





LTE BAND 41 CA				
CHANNEL BANDWIDTH: 20MHz +15MHz				
CHANNEL	CHANNEL	99% OCCUPIED BANDWIDTH (MHz)		
PCC	SCC	QPSK	16QAM	64QAM
39750	39921	32.925	32.851	32.764
40546	40717	32.750	32.699	32.709
41341	41512	32.699	32.834	32.754
CHANNEL	CHANNEL	26dB BANDWIDTH (MHz)		
PCC	SCC	QPSK	16QAM	64QAM
39750	39921	35.43	34.96	35.00
40546	40717	36.99	35.48	35.10
41341	41512	35.04	35.01	34.91





LTE BAND 41 CA				
CHANNEL BANDWIDTH: 20MHz +20MHz				
CHANNEL	CHANNEL	99% OCCUPIED BANDWIDTH (MHz)		
PCC	SCC	QPSK	16QAM	64QAM
39750	39948	37.725	37.649	37.649
40521	40719	37.446	37.492	37.480
41292	41490	37.608	37.363	37.431
CHANNEL	CHANNEL	26dB BANDWIDTH (MHz)		
PCC	SCC	QPSK	16QAM	64QAM
39750	39948	39.97	39.95	39.88
40521	40719	40.02	39.84	39.83
41292	41490	40.18	39.92	39.84

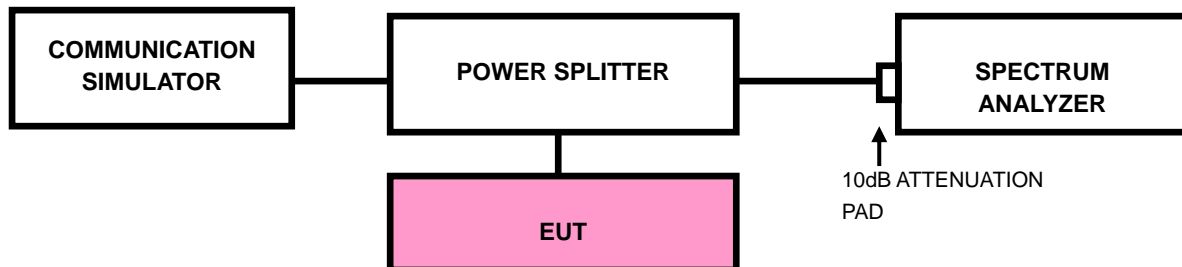


3.4 BAND EDGE MEASUREMENT

3.4.1 LIMITS OF BAND EDGE MEASUREMENT

According to FCC 27.53(m)(4) specified that For mobile digital stations, the attenuation factor shall be not less than $40 + 10 \log (P)$ dB on all frequencies between the channel edge and 5 megahertz from the channel edge, $43 + 10 \log (P)$ dB on all frequencies between 5 megahertz and X megahertz from the channel edge, and $55 + 10 \log (P)$ dB on all frequencies more than X megahertz from the channel edge, where X is the greater of 6 megahertz or the actual emission bandwidth as defined in paragraph (m)(6) of this section. In addition, the attenuation factor shall not be less that $43 + 10 \log (P)$ dB on all frequencies between 2490.5 MHz and 2496 MHz and $55 + 10 \log (P)$ dB at or below 2490.5 MHz. Mobile Satellite Service licensees operating on frequencies below 2495 MHz may also submit a documented interference complaint against BRS licensees operating on channel BRS Channel 1 on the same terms and conditions as adjacent channel BRS or EBS licensees. For mobile digital stations, in the 1 megahertz bands immediately outside and adjacent to the frequency block a resolution bandwidth of at least two percent may be employed.

3.4.2 TEST SETUP

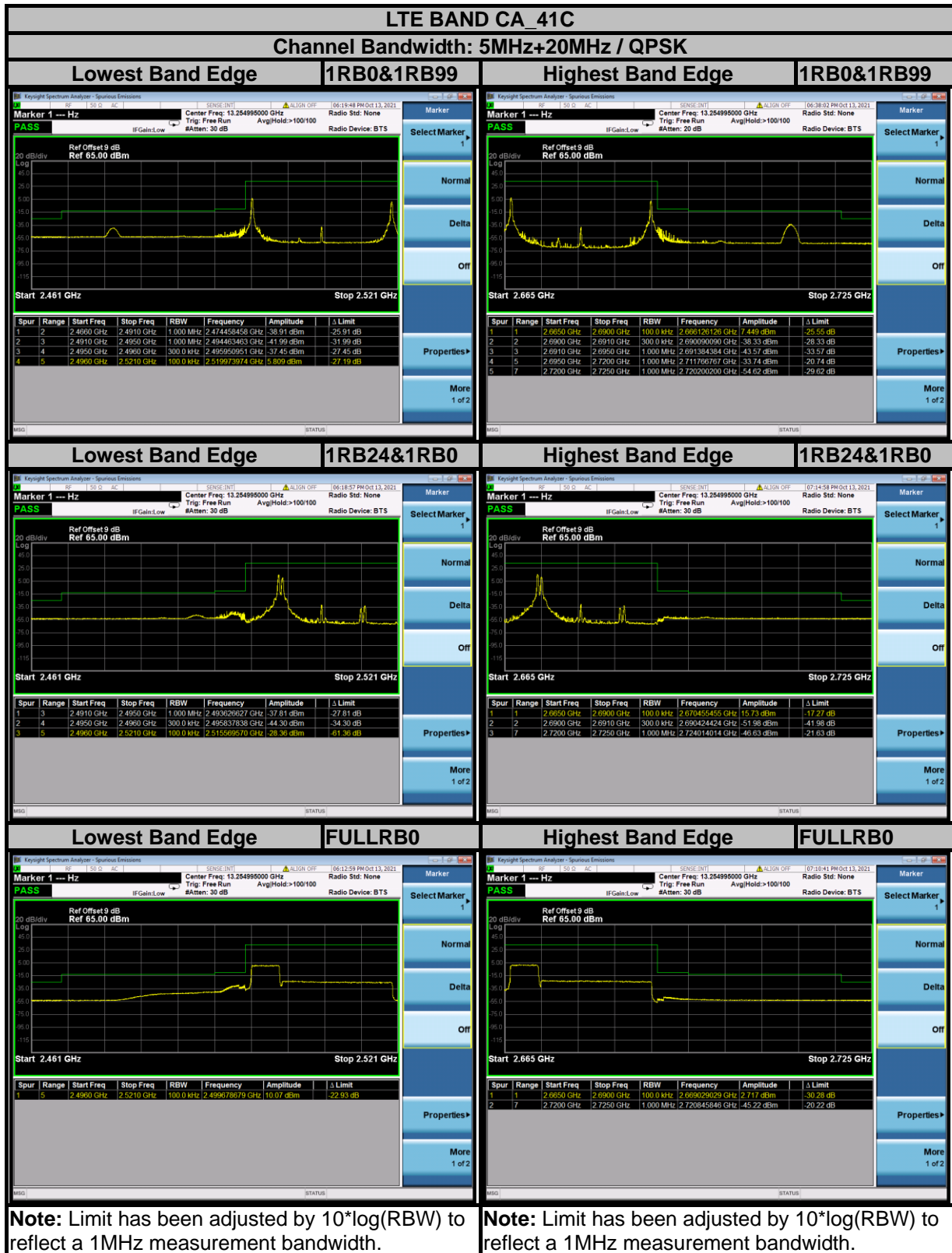


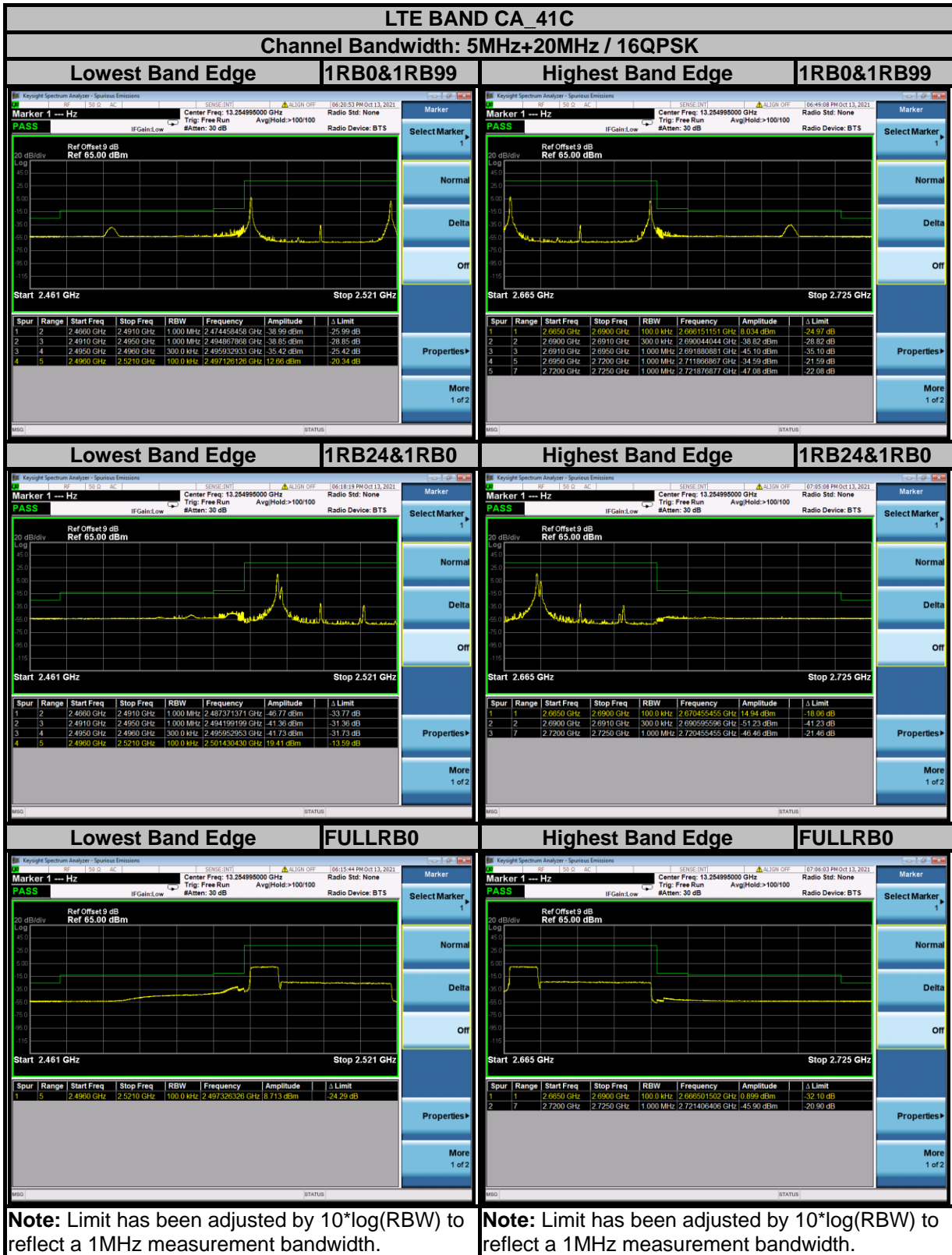


3.4.3 TEST PROCEDURES

- a. The EUT was set up for the maximum peak power with LTE link data modulation. The power was measured with R&S Spectrum Analyzer. All measurements were done at 2 channels (low and high operational frequency range.).
- b. The band edge measurement used the power splitter via EUT RF power connector between simulation base station and spectrum analyzer.
- c. The center frequency of spectrum is the band edge frequency and span is 35MHz. RBW of the spectrum is 100kHz and VBW of the spectrum is 300kHz (Channel bandwidth 5MHz).
- d. The center frequency of spectrum is the band edge frequency and span is 50MHz. RBW of the spectrum is 200kHz and VBW of the spectrum is 1MHz (Channel bandwidth 10MHz).
- e. The center frequency of spectrum is the band edge frequency and span is 60MHz. RBW of the spectrum is 300kHz and VBW of the spectrum is 1MHz (Channel bandwidth 15MHz).
- f. The center frequency of spectrum is the band edge frequency and span is 80MHz. RBW of the spectrum is 500kHz and VBW of the spectrum is 2MHz (Channel bandwidth 20MHz).
- g. Record the max trace plot into the test report.

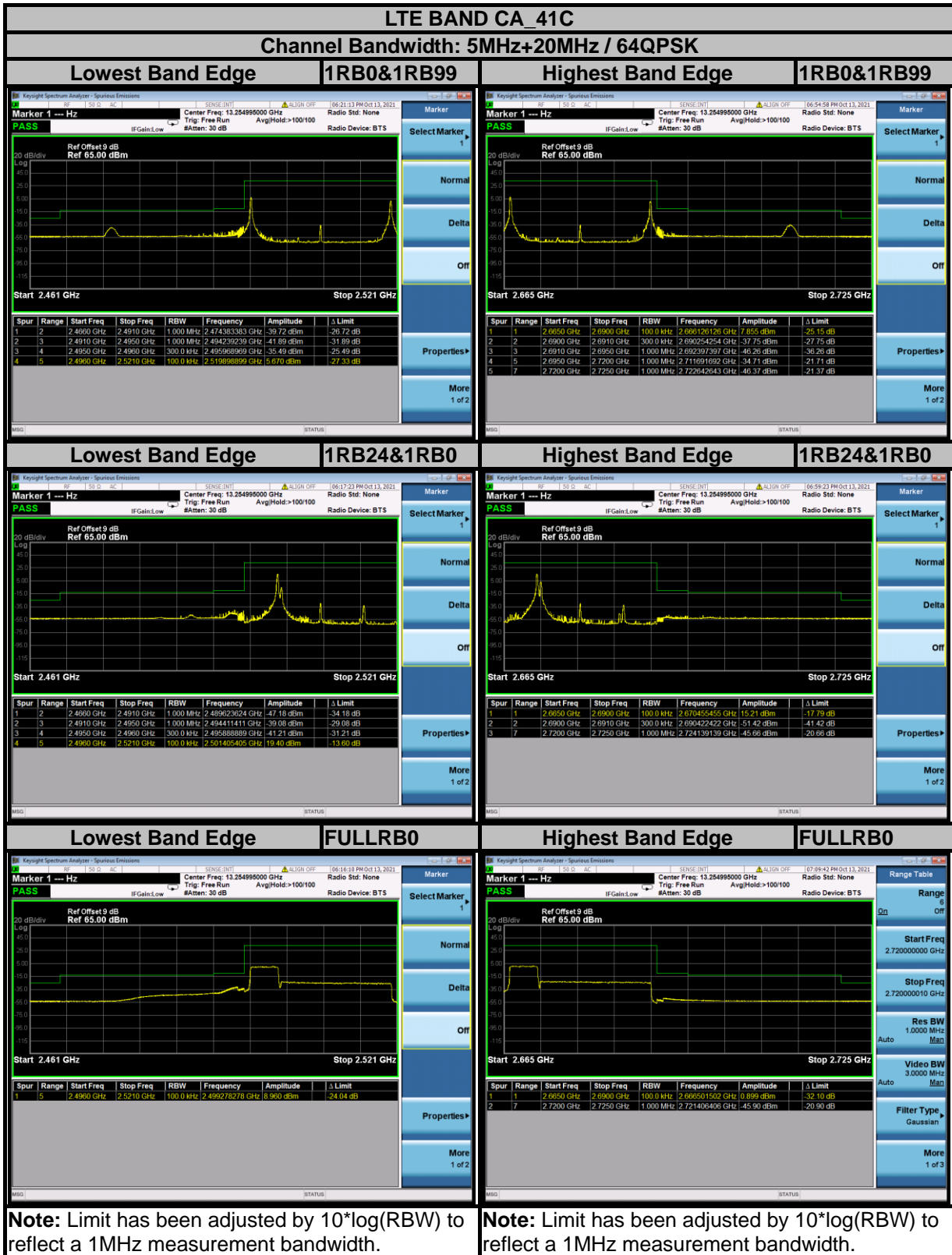
3.4.4 TEST RESULTS







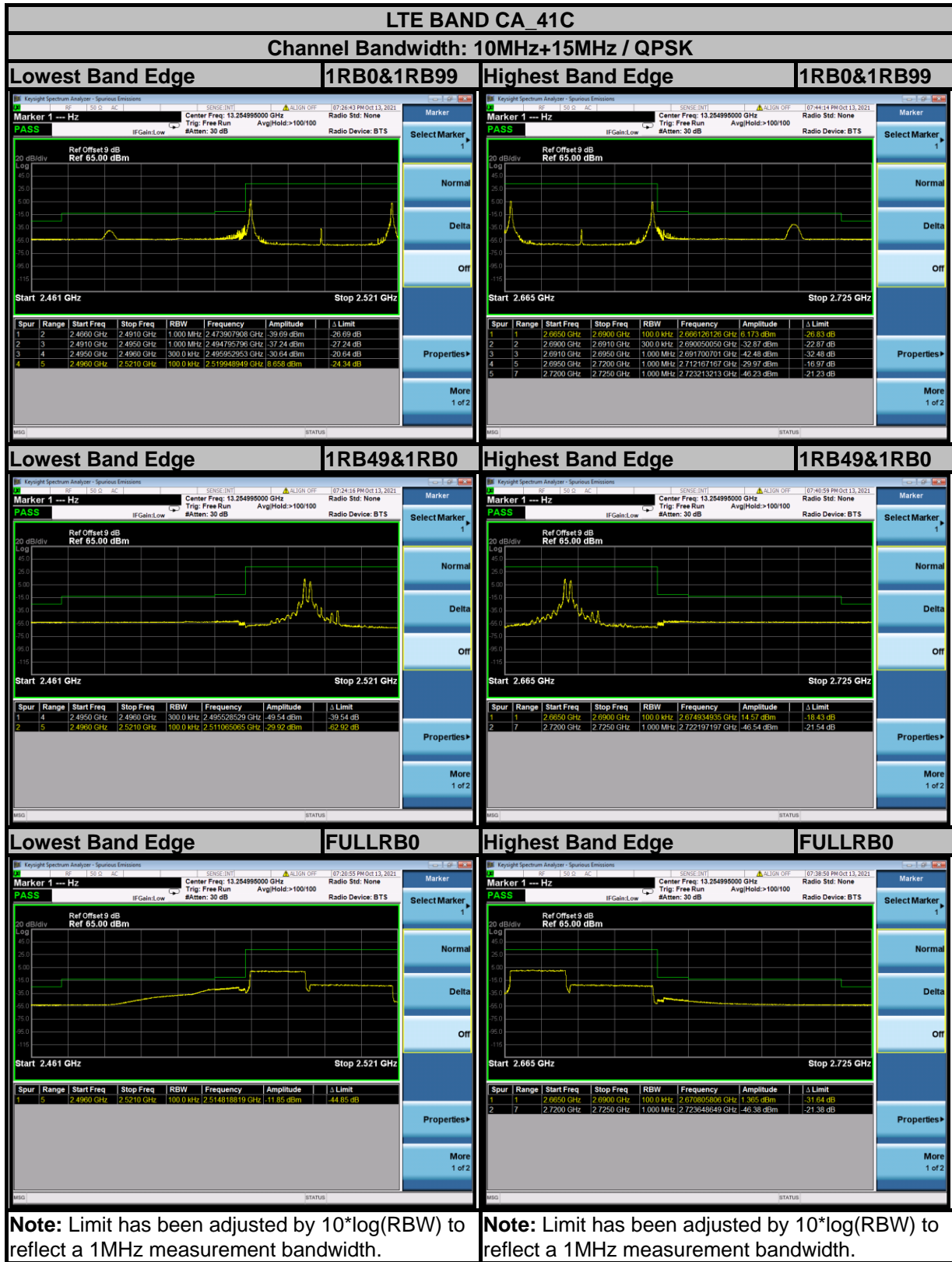
Test Report No.: W7L-P21110009RF17





BUREAU VERITAS

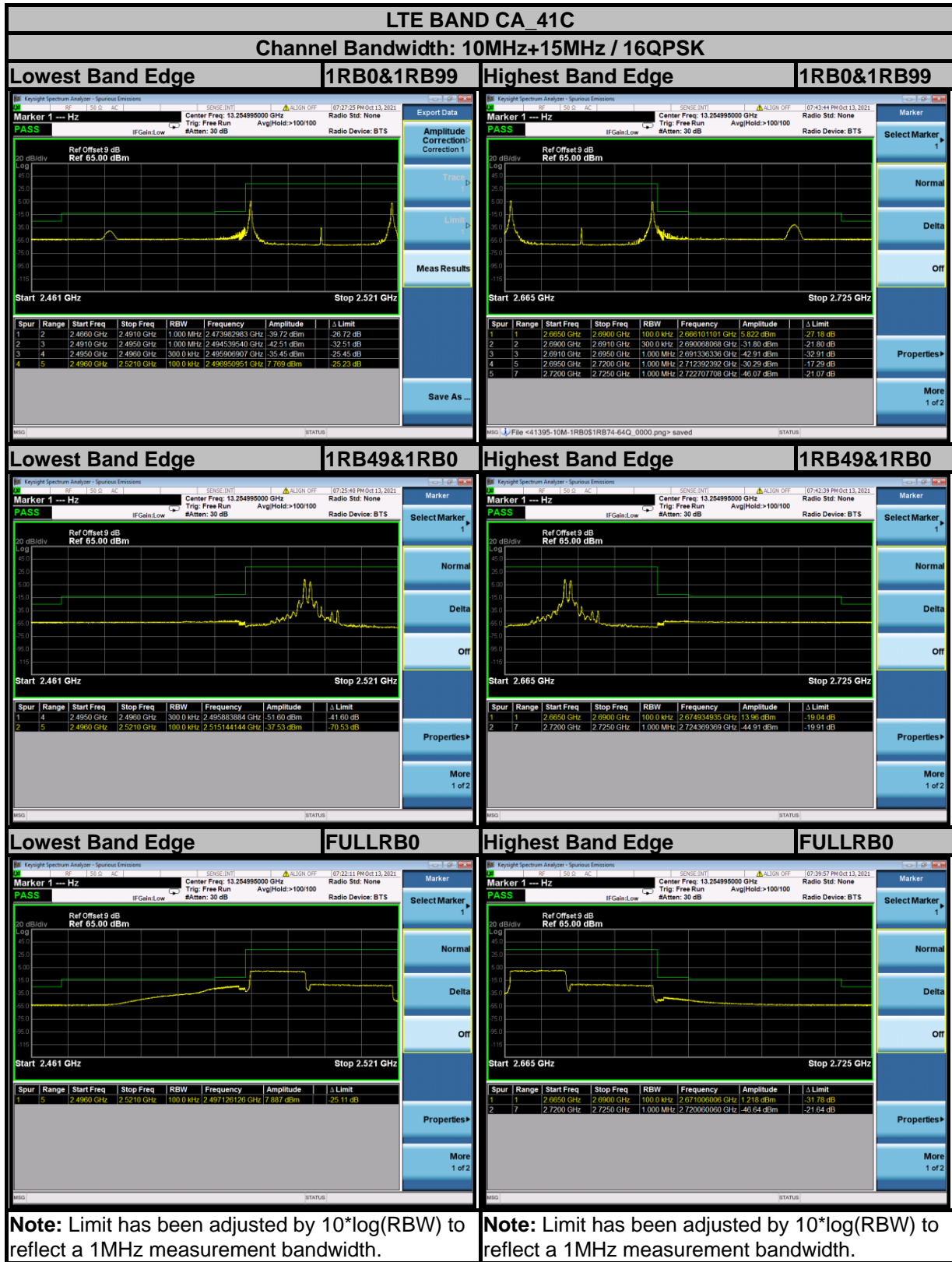
Test Report No.: W7L-P21110009RF17





BUREAU VERITAS

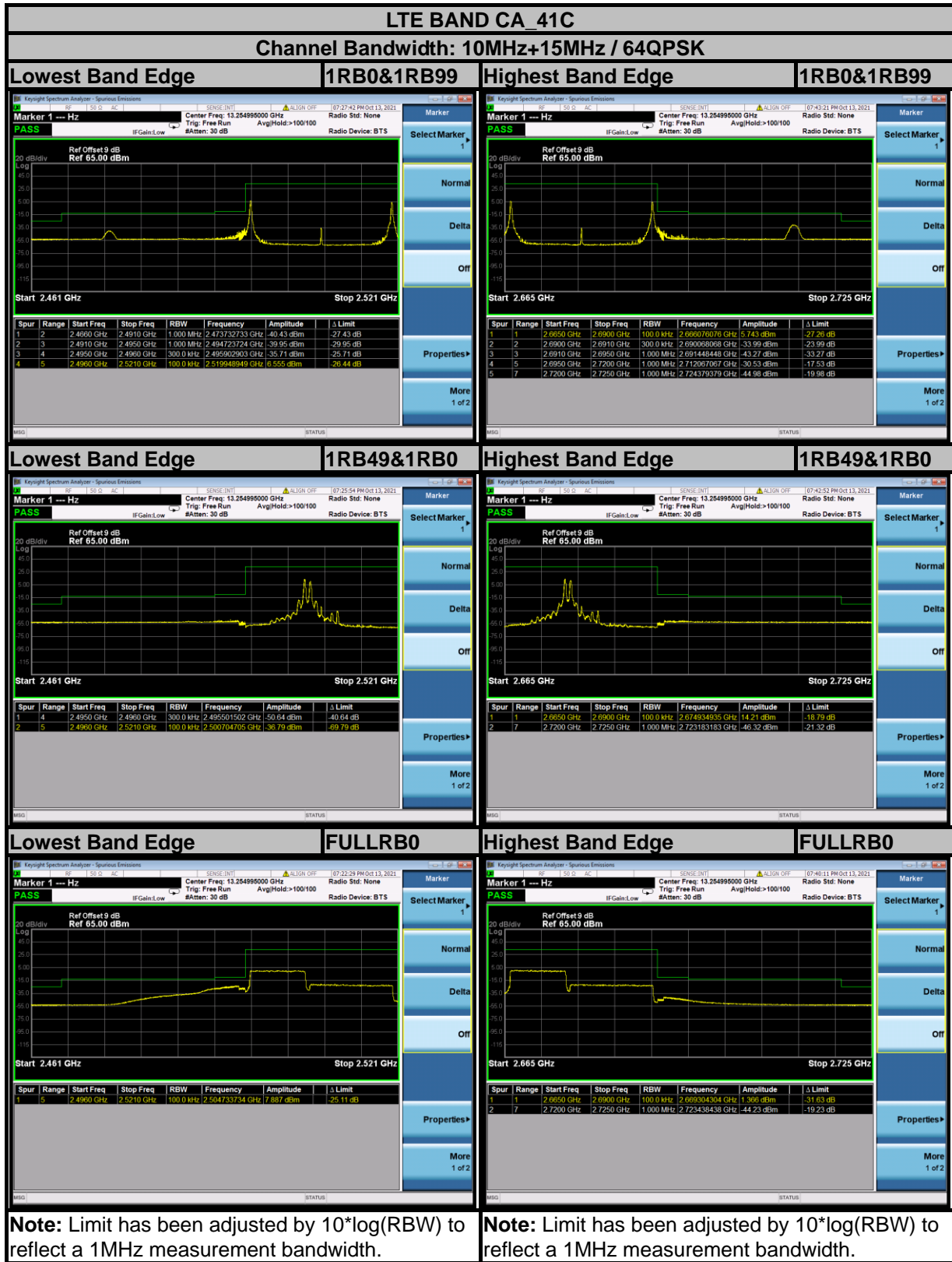
Test Report No.: W7L-P21110009RF17





BUREAU VERITAS

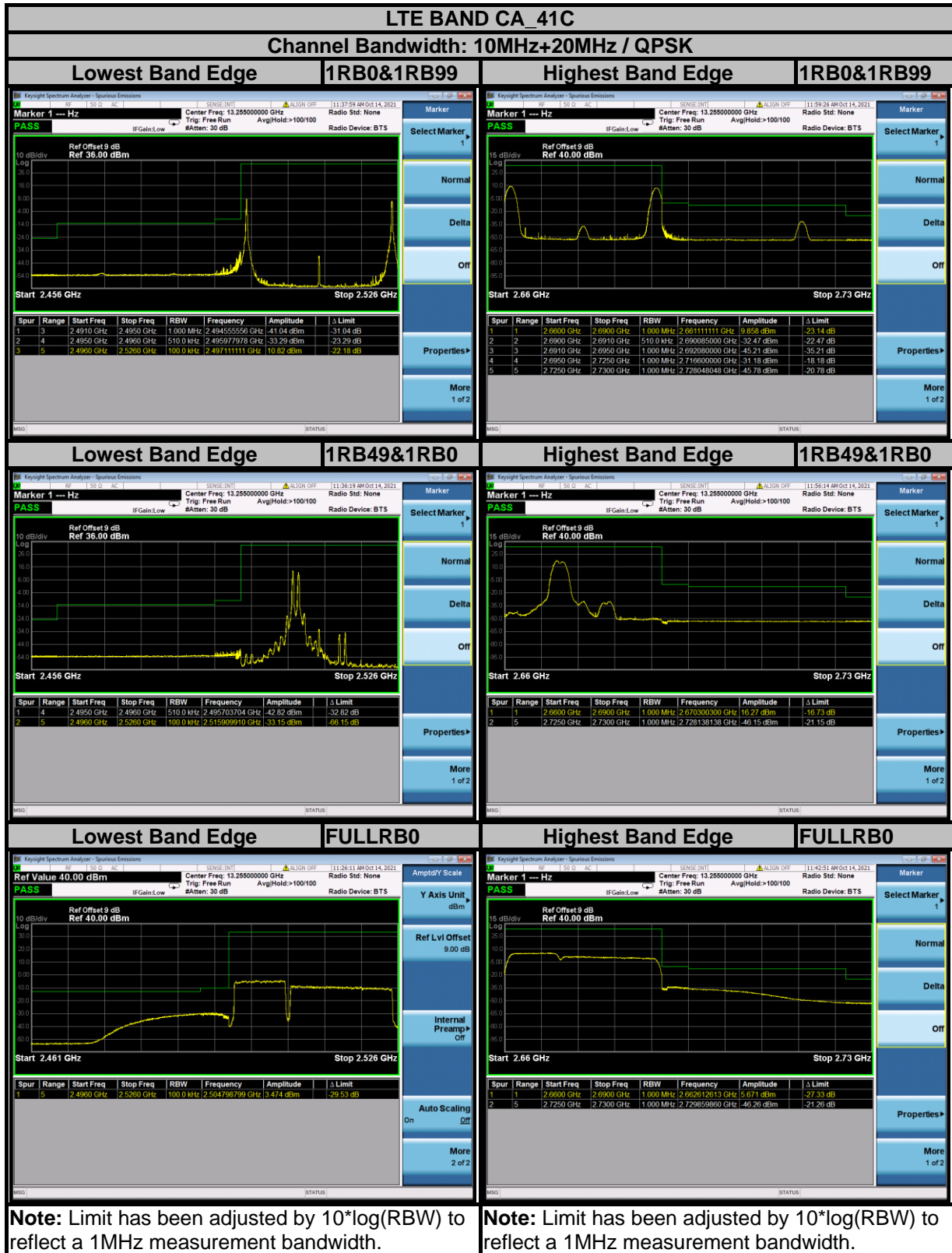
Test Report No.: W7L-P21110009RF17





BUREAU VERITAS

Test Report No.: W7L-P21110009RF17





BUREAU VERITAS

Test Report No.: W7L-P21110009RF17

