

## APPENDIX A. TEST PHOTOGRAPHS

See following Attached Pages for setup photographs.





<b>FCC ID:</b> BEJVX3400	 <b>PCTEST</b> Engineering Laboratory	<b>C63.19-2006 v3.12 TEST REPORT</b>	 <b>LG</b>	<b>Reviewed by:</b> Quality Manager
<b>HAC Filename:</b> 0608020647	<b>Test Dates:</b> August 4 - 7, 2006	<b>EUT Type:</b> Tri-Mode Dual-Band Analog/PCS Phone		Page 67 of 69



Figure 27



Figure 28

FCC ID: BEJVX3400		C63.19-2006 v3.12 TEST REPORT		Reviewed by: Quality Manager
HAC Filename: 0608020647	Test Dates: August 4 - 7, 2006	EUT Type: Tri-Mode Dual-Band Analog/PCS Phone	Page 68 of 69	

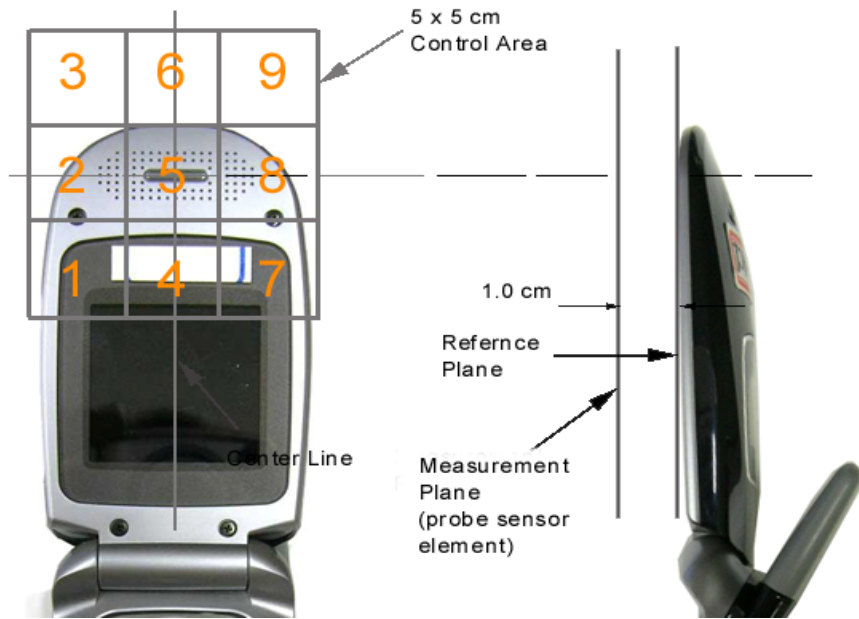


Figure 29 5x5 Scan grid above WD



Figure 30 E-Field WD Scan overlay



Figure 31 H-Field WD Scan overlay

FCC ID: BEJVX3400	PCTEST	C63.19-2006 v3.12 TEST REPORT	LG	Reviewed by: Quality Manager
HAC Filename: 0608020647	Test Dates: August 4 - 7, 2006	EUT Type: Tri-Mode Dual-Band Analog/PCS Phone		Page 69 of 69