

Band	FCC Limit								
	Frequency (MHz)	Fixed Limit (dB m)	Min. 26 dB BW (MHz)	11+10LogB (dB m)	Directional Antenna Gain (dB i)	Limit (dB m)			
U-NII 1	5 180	23.98			9.46	20.52			
	5 220								
	5 240								
U-NII 2A	5 260		23.98	20.180		8.80	21.18		
	5 300								
	5 320								
U-NII 2C	5 500			23.98	24.05		9.08	20.90	
	5 580								
	5 700								
U-NII 3	5 745	30					8.35	27.65	
	5 785								
	5 825								
Band	IC Limit								
	Frequency (MHz)	Fixed Limit (dB m)	Min. 99 % BW (MHz)		1.76+10LogB (dB m)	Directional Antenna Gain (dB i)	Limit (dB m)		
U-NII 1	5 180	14.77	17.303		14.14	9.46	14.14		
	5 220								
	5 240								
U-NII 2A	5 260			14.77		17.303	14.14	8.80	14.14
	5 300								
	5 320								
Band	IC Limit								
	Frequency (MHz)	Fixed Limit (dB m)	Min. 99 % BW (MHz)		11+10LogB (dB m)			Directional Antenna Gain (dB i)	Limit (dB m)
U-NII 2C	5 500	23.98	17.303		23.38			9.08	23.38
	5 580								
	5 700								
U-NII 3	5 745	30			8.35	27.65			
	5 785								
	5 825								

Remark;

- According to KDB 662911, Average power of each port and antenna gain was combined by using below calculation.
 - Average power: $10 \log \{10^{(\text{Port 1 power} / 10)} + 10^{(\text{Port 2 power} / 10)}\}$
 - Unequal antenna gains, with equal transmit powers. For antenna gains given by G_1, G_2, \dots, G_N dB i
 - (i) If transmit signals are correlated, then
 Directional gain = $10 \log[(10^{G_1/20} + 10^{G_2/20} + \dots + 10^{G_N/20})^2 / N_{\text{ANT}}]$ dB i [Note the "20"s in the denominator of each exponent and the square of the sum of terms; the object is to combine the signal levels coherently.]
- Average Power Result (dB m) = Average Power (dB m) + Duty Cycle Correction Factor (dB)
- E.I.R.P. (dB m) = Average Power Result (dB m) + Directional Antenna Gain (dB i)
- Conducted output power limit is reduced in accordance with Part 15.407 and RSS-247 Issue 3 due to directional gain exceeding 6 dB i.

Test mode: 11ax_HE40_26T

Band	Freq. (MHz)	Average Power (dB m)								
		RU Index								
		Low			Middle			High		
		Port 1	Port 2	MIMO	Port 1	Port 2	MIMO	Port 1	Port 2	MIMO
U-NII 1	5 190	-4.02	-3.08	-0.51	-4.68	-2.99	-0.74	-4.73	-1.85	-0.05
	5 230	-5.03	-4.45	-1.72	-5.69	-4.91	-2.27	-5.77	-4.52	-2.09
U-NII 2A	5 270	-5.09	-5.46	-2.26	-5.72	-5.82	-2.76	-5.78	-5.45	-2.60
	5 310	-5.03	-5.75	-2.36	-5.62	-6.21	-2.89	-5.89	-5.61	-2.74
U-NII 2C	5 510	-0.96	-1.68	1.71	-1.44	-2.32	1.15	-2.40	-1.79	0.93
	5 550	-0.55	-1.44	2.04	-1.19	-1.48	1.68	-2.02	-0.36	1.90
	5 670	-2.71	0.31	2.07	-3.18	-0.29	1.51	-4.94	0.77	1.80
U-NII 3	5 755	1.95	2.13	5.05	1.32	1.11	4.23	0.57	1.11	3.86
	5 795	1.94	2.88	5.45	1.39	0.69	4.06	-1.07	-0.20	2.40
Band	Freq. (MHz)	MIMO Average Power (dB m)			Duty Cycle Correction Factor (dB)	MIMO Average Power Result (dB m)				
		RU Index				RU Index				
		Low	Middle	High		Low	Middle	High		
U-NII 1	5 190	-0.51	-0.74	-0.05	-	-0.51	-0.74	-0.05		
	5 230	-1.72	-2.27	-2.09		-1.72	-2.27	-2.09		
U-NII 2A	5 270	-2.26	-2.76	-2.60		-2.26	-2.76	-2.60		
	5 310	-2.36	-2.89	-2.74		-2.36	-2.89	-2.74		
U-NII 2C	5 510	1.71	1.15	0.93		1.71	1.15	0.93		
	5 550	2.04	1.68	1.90		2.04	1.68	1.90		
	5 670	2.07	1.51	1.80		2.07	1.51	1.80		
U-NII 3	5 755	5.05	4.23	3.86		5.05	4.23	3.86		
	5 795	5.45	4.06	2.40		5.45	4.06	2.40		
Band	Freq. (MHz)	MIMO Average Power Result (dB m)				Directional Antenna Gain (dB i)	MIMO E.I.R.P. (dB m)			
		RU Index					RU Index			
		Low	Middle	High			Low	Middle	High	
U-NII 1	5 190	-0.51	-0.74	-0.05	9.46	8.95	8.72	9.41		
	5 230	-1.72	-2.27	-2.09		7.74	7.19	7.37		
U-NII 2A	5 270	-2.26	-2.76	-2.60	8.80	6.54	6.04	6.20		
	5 310	-2.36	-2.89	-2.74		6.44	5.91	6.06		
U-NII 2C	5 510	1.71	1.15	0.93	9.08	10.79	10.23	10.01		
	5 550	2.04	1.68	1.90		11.12	10.76	10.98		
	5 670	2.07	1.51	1.80		11.15	10.59	10.88		
U-NII 3	5 755	5.05	4.23	3.86	8.35	13.40	12.58	12.21		
	5 795	5.45	4.06	2.40		13.80	12.41	10.75		

Test mode: 11ax_HE40_52T

Band	Freq. (MHz)	Average Power (dB m)								
		RU Index								
		Low			Middle			High		
		Port 1	Port 2	MIMO	Port 1	Port 2	MIMO	Port 1	Port 2	MIMO
U-NII 1	5 190	-2.26	-2.08	0.84	-2.84	-1.79	0.73	-2.78	-1.54	0.89
	5 230	-2.62	-2.63	0.39	-3.23	-3.11	-0.16	-3.37	-2.85	-0.09
U-NII 2A	5 270	-2.47	-3.87	-0.10	-3.00	-4.00	-0.46	-3.25	-3.88	-0.54
	5 310	-2.50	-4.07	-0.20	-3.33	-4.76	-0.98	-3.38	-4.57	-0.92
U-NII 2C	5 510	1.17	-0.01	3.63	0.81	-0.75	3.11	0.10	-0.24	2.94
	5 550	1.41	0.38	3.94	0.98	0.18	3.61	0.24	1.29	3.81
	5 670	-1.01	2.51	4.11	-1.30	1.88	3.59	-3.05	2.93	3.91
U-NII 3	5 755	2.30	2.50	5.41	1.37	0.97	4.18	0.70	1.09	3.91
	5 795	1.69	2.67	5.22	1.13	0.83	3.99	-1.07	0.33	2.70
Band	Freq. (MHz)	MIMO Average Power (dB m)			Duty Cycle Correction Factor (dB)	MIMO Average Power Result (dB m)				
		RU Index				RU Index				
		Low	Middle	High		Low	Middle	High		
U-NII 1	5 190	0.84	0.73	0.89	-	0.84	0.73	0.89		
	5 230	0.39	-0.16	-0.09		0.39	-0.16	-0.09		
U-NII 2A	5 270	-0.10	-0.46	-0.54		-0.10	-0.46	-0.54		
	5 310	-0.20	-0.98	-0.92		-0.20	-0.98	-0.92		
U-NII 2C	5 510	3.63	3.11	2.94		3.63	3.11	2.94		
	5 550	3.94	3.61	3.81		3.94	3.61	3.81		
	5 670	4.11	3.59	3.91		4.11	3.59	3.91		
U-NII 3	5 755	5.41	4.18	3.91		5.41	4.18	3.91		
	5 795	5.22	3.99	2.70		5.22	3.99	2.70		
Band	Freq. (MHz)	MIMO Average Power Result (dB m)				Directional Antenna Gain (dB i)	MIMO E.I.R.P. (dB m)			
		RU Index			RU Index					
		Low	Middle	High	Low		Middle	High		
U-NII 1	5 190	0.84	0.73	0.89	9.46	10.30	10.19	10.35		
	5 230	0.39	-0.16	-0.09		9.85	9.30	9.37		
U-NII 2A	5 270	-0.10	-0.46	-0.54	8.80	8.70	8.34	8.26		
	5 310	-0.20	-0.98	-0.92		8.60	7.82	7.88		
U-NII 2C	5 510	3.63	3.11	2.94	9.08	12.71	12.19	12.02		
	5 550	3.94	3.61	3.81		13.02	12.69	12.89		
	5 670	4.11	3.59	3.91		13.19	12.67	12.99		
U-NII 3	5 755	5.41	4.18	3.91	8.35	13.76	12.53	12.26		
	5 795	5.22	3.99	2.70		13.57	12.34	11.05		

Test mode: 11ax_HE40_106T

Band	Freq. (MHz)	Average Power (dB m)								
		RU Index								
		Low			Middle			High		
		Port 1	Port 2	MIMO	Port 1	Port 2	MIMO	Port 1	Port 2	MIMO
U-NII 1	5 190	-1.59	-0.75	1.86	-1.79	-0.60	1.86	-1.52	-1.12	1.69
	5 230	-1.73	-1.43	1.43	-1.99	-1.72	1.16	-2.08	-2.66	0.65
U-NII 2A	5 270	-1.77	-2.71	0.80	-2.07	-2.77	0.60	-2.12	-3.54	0.24
	5 310	-1.71	-3.00	0.70	-2.06	-3.57	0.26	-2.19	-3.53	0.20
U-NII 2C	5 510	0.91	0.46	3.70	0.63	0.07	3.37	0.44	-0.58	2.97
	5 550	0.84	0.76	3.81	0.62	0.70	3.67	0.82	0.77	3.81
	5 670	-1.40	2.72	4.14	-1.94	2.41	3.77	-2.30	2.54	3.77
U-NII 3	5 755	1.76	2.76	5.30	1.21	2.14	4.71	0.95	0.78	3.88
	5 795	1.50	2.71	5.16	1.12	1.73	4.45	-0.46	0.46	3.03
Band	Freq. (MHz)	MIMO Average Power (dB m)			Duty Cycle Correction Factor (dB)	MIMO Average Power Result (dB m)				
		RU Index				RU Index				
		Low	Middle	High		Low	Middle	High		
U-NII 1	5 190	1.86	1.86	1.69	-	1.86	1.86	1.69		
	5 230	1.43	1.16	0.65		1.43	1.16	0.65		
U-NII 2A	5 270	0.80	0.60	0.24		0.80	0.60	0.24		
	5 310	0.70	0.26	0.20		0.70	0.26	0.20		
U-NII 2C	5 510	3.70	3.37	2.97		3.70	3.37	2.97		
	5 550	3.81	3.67	3.81		3.81	3.67	3.81		
	5 670	4.14	3.77	3.77		4.14	3.77	3.77		
U-NII 3	5 755	5.30	4.71	3.88		5.30	4.71	3.88		
	5 795	5.16	4.45	3.03		5.16	4.45	3.03		
Band	Freq. (MHz)	MIMO Average Power Result (dB m)				Directional Antenna Gain (dB i)	MIMO E.I.R.P. (dB m)			
		RU Index			RU Index					
		Low	Middle	High	Low		Middle	High		
U-NII 1	5 190	1.86	1.86	1.69	9.46	11.32	11.32	11.15		
	5 230	1.43	1.16	0.65		10.89	10.62	10.11		
U-NII 2A	5 270	0.80	0.60	0.24	8.80	9.60	9.40	9.04		
	5 310	0.70	0.26	0.20		9.50	9.06	9.00		
U-NII 2C	5 510	3.70	3.37	2.97	9.08	12.78	12.45	12.05		
	5 550	3.81	3.67	3.81		12.89	12.75	12.89		
	5 670	4.14	3.77	3.77		13.22	12.85	12.85		
U-NII 3	5 755	5.30	4.71	3.88	8.35	13.65	13.06	12.23		
	5 795	5.16	4.45	3.03		13.51	12.80	11.38		

Test mode: 11ax_HE40_242T

Band	Freq. (MHz)	Average Power (dB m)								
		RU Index								
		Low			Middle			High		
		Port 1	Port 2	MIMO	Port 1	Port 2	MIMO	Port 1	Port 2	MIMO
U-NII 1	5 190	-1.75	-0.66	1.84	-	-	-	-1.53	-1.28	1.61
	5 230	-1.84	-2.35	0.92	-	-	-	-2.15	-2.72	0.58
U-NII 2A	5 270	-1.89	-3.39	0.43	-	-	-	-2.06	-3.49	0.29
	5 310	-1.93	-3.90	0.21	-	-	-	-2.01	-4.01	0.11
U-NII 2C	5 510	0.71	0.21	3.48	-	-	-	0.41	-0.49	2.99
	5 550	0.73	0.72	3.74	-	-	-	0.55	0.72	3.65
	5 670	-1.60	2.47	3.91	-	-	-	-2.14	2.32	3.65
U-NII 3	5 755	1.47	2.34	4.94	-	-	-	0.89	1.02	3.97
	5 795	1.30	2.18	4.77	-	-	-	0.15	0.59	3.39
Band	Freq. (MHz)	MIMO Average Power (dB m)			Duty Cycle Correction Factor (dB)	MIMO Average Power Result (dB m)				
		RU Index				RU Index				
		Low	Middle	High		Low	Middle	High		
U-NII 1	5 190	1.84	-	1.61	-	1.84	-	1.61		
	5 230	0.92	-	0.58		0.92	-	0.58		
U-NII 2A	5 270	0.43	-	0.29		0.43	-	0.29		
	5 310	0.21	-	0.11		0.21	-	0.11		
U-NII 2C	5 510	3.48	-	2.99		3.48	-	2.99		
	5 550	3.74	-	3.65		3.74	-	3.65		
	5 670	3.91	-	3.65		3.91	-	3.65		
U-NII 3	5 755	4.94	-	3.97		4.94	-	3.97		
	5 795	4.77	-	3.39		4.77	-	3.39		
Band	Freq. (MHz)	MIMO Average Power Result (dB m)				Directional Antenna Gain (dB i)	MIMO E.I.R.P. (dB m)			
		RU Index			RU Index					
		Low	Middle	High		Low	Middle	High		
U-NII 1	5 190	1.84	-	1.61	9.46	11.30	-	11.07		
	5 230	0.92	-	0.58		10.38	-	10.04		
U-NII 2A	5 270	0.43	-	0.29	8.80	9.23	-	9.09		
	5 310	0.21	-	0.11		9.01	-	8.91		
U-NII 2C	5 510	3.48	-	2.99	9.08	12.56	-	12.07		
	5 550	3.74	-	3.65		12.82	-	12.73		
	5 670	3.91	-	3.65		12.99	-	12.73		
U-NII 3	5 755	4.94	-	3.97	8.35	13.29	-	12.32		
	5 795	4.77	-	3.39		13.12	-	11.74		

Test mode: 11ax_HE40_484T

Band	Freq. (MHz)	Average Power (dB m)								
		RU Index								
		Low			Middle			High		
		Port 1	Port 2	MIMO	Port 1	Port 2	MIMO	Port 1	Port 2	MIMO
U-NII 1	5 190	-	-	-	-1.62	-1.15	1.63	-	-	-
	5 230	-	-	-	-2.03	-2.52	0.74	-	-	-
U-NII 2A	5 270	-	-	-	-1.92	-3.39	0.42	-	-	-
	5 310	-	-	-	-2.10	-4.00	0.06	-	-	-
U-NII 2C	5 510	-	-	-	0.59	-0.10	3.27	-	-	-
	5 550	-	-	-	0.69	0.68	3.70	-	-	-
	5 670	-	-	-	-1.84	2.33	3.74	-	-	-
U-NII 3	5 755	-	-	-	1.20	1.71	4.47	-	-	-
	5 795	-	-	-	0.80	1.51	4.18	-	-	-
Band	Freq. (MHz)	MIMO Average Power (dB m)			Duty Cycle Correction Factor (dB)	MIMO Average Power Result (dB m)				
		RU Index				RU Index				
		Low	Middle	High		Low	Middle	High		
U-NII 1	5 190	-	1.63	-	-	-	1.63	-		
	5 230	-	0.74	-		-	0.74	-		
U-NII 2A	5 270	-	0.42	-		-	0.42	-		
	5 310	-	0.06	-		-	0.06	-		
U-NII 2C	5 510	-	3.27	-		-	3.27	-		
	5 550	-	3.70	-		-	3.70	-		
	5 670	-	3.74	-		-	3.74	-		
U-NII 3	5 755	-	4.47	-		-	4.47	-		
	5 795	-	4.18	-		-	4.18	-		
Band	Freq. (MHz)	MIMO Average Power Result (dB m)				Directional Antenna Gain (dB i)	MIMO E.I.R.P. (dB m)			
		RU Index			RU Index					
		Low	Middle	High	Low		Middle	High		
U-NII 1	5 190	-	1.63	-	9.46	-	11.09	-		
	5 230	-	0.74	-		-	10.20	-		
U-NII 2A	5 270	-	0.42	-	8.80	-	9.22	-		
	5 310	-	0.06	-		-	8.86	-		
U-NII 2C	5 510	-	3.27	-	9.08	-	12.35	-		
	5 550	-	3.70	-		-	12.78	-		
	5 670	-	3.74	-		-	12.82	-		
U-NII 3	5 755	-	4.47	-	8.35	-	12.82	-		
	5 795	-	4.18	-		-	12.53	-		

Test mode: 11ax_HE40_SU

Band	Freq. (MHz)	Average Power (dB m)								
		RU Index								
		Low			Middle			High		
		Port 1	Port 2	MIMO	Port 1	Port 2	MIMO	Port 1	Port 2	MIMO
U-NII 1	5 190	-	-	-	-1.61	-0.60	1.93	-	-	-
	5 230	-	-	-	-0.61	-0.86	2.28	-	-	-
U-NII 2A	5 270	-	-	-	-1.75	-2.62	0.85	-	-	-
	5 310	-	-	-	-0.49	-3.16	1.39	-	-	-
U-NII 2C	5 510	-	-	-	1.30	0.45	3.91	-	-	-
	5 550	-	-	-	1.47	1.23	4.36	-	-	-
	5 670	-	-	-	-1.34	2.88	4.27	-	-	-
U-NII 3	5 755	-	-	-	2.23	2.63	5.44	-	-	-
	5 795	-	-	-	2.61	3.15	5.90	-	-	-
Band	Freq. (MHz)	MIMO Average Power (dB m)			Duty Cycle Correction Factor (dB)	MIMO Average Power Result (dB m)				
		RU Index				RU Index				
		Low	Middle	High		Low	Middle	High		
U-NII 1	5 190	-	1.93	-	-	-	1.93	-		
	5 230	-	2.28	-		-	2.28	-		
U-NII 2A	5 270	-	0.85	-		-	0.85	-		
	5 310	-	1.39	-		-	1.39	-		
U-NII 2C	5 510	-	3.91	-		-	3.91	-		
	5 550	-	4.36	-		-	4.36	-		
	5 670	-	4.27	-		-	4.27	-		
U-NII 3	5 755	-	5.44	-		-	5.44	-		
	5 795	-	5.90	-		-	5.90	-		
Band	Freq. (MHz)	MIMO Average Power Result (dB m)				Directional Antenna Gain (dB i)	MIMO E.I.R.P. (dB m)			
		RU Index					RU Index			
		Low	Middle	High			Low	Middle	High	
U-NII 1	5 190	-	1.93	-	9.46	-	11.39	-		
	5 230	-	2.28	-		-	11.74	-		
U-NII 2A	5 270	-	0.85	-	8.80	-	9.65	-		
	5 310	-	1.39	-		-	10.19	-		
U-NII 2C	5 510	-	3.91	-	9.08	-	12.99	-		
	5 550	-	4.36	-		-	13.44	-		
	5 670	-	4.27	-		-	13.35	-		
U-NII 3	5 755	-	5.44	-	8.35	-	13.79	-		
	5 795	-	5.90	-		-	14.25	-		

Band	FCC Limit						
	Frequency (MHz)	Fixed Limit (dB m)	Min.26 dB BW (MHz)	11+10LogB (dB m)	Directional Antenna Gain (dB i)	Limit (dB m)	
U-NII 1	5 190	23.98			9.46	20.52	
	5 230						
U-NII 2A	5 270		38.162	26.82		8.80	21.18
	5 310						
U-NII 2C	5 510					30	
	5 590						
	5 670						
U-NII 3	5 755						
	5 795						

Band	IC Limit								
	Frequency (MHz)	Fixed Limit (dB m)	Min. 99 % BW (MHz)	1.76+10LogB (dB m)	Directional Antenna Gain (dB i)	Limit (dB m)			
U-NII 1	5 190	14.77	36.364	17.37	9.46	14.77			
	5 230								
U-NII 2A	5 270								8.80
	5 310								

Band	IC Limit					
	Frequency (MHz)	Fixed Limit (dB m)	Min. 99 % BW (MHz)	11+10LogB (dB m)	Directional Antenna Gain (dB i)	Limit (dB m)
U-NII 2C	5 510	23.98	36.444	26.62	9.08	23.98
	5 550					
	5 670					
U-NII 3	5 755	30			8.35	27.65
	5 795					

Remark;

- According to KDB 662911, Average power of each port and antenna gain was combined by using below calculation.
 - Average power: $10 \log \{10^{(Port\ 1\ power / 10)} + 10^{(Port\ 2\ power / 10)}\}$
 - Unequal antenna gains, with equal transmit powers. For antenna gains given by G_1, G_2, \dots, G_N dB i
 - (i) If transmit signals are correlated, then
 Directional gain = $10 \log \left[\frac{10^{G_1/20} + 10^{G_2/20} + \dots + 10^{G_N/20}}{N_{ANT}} \right]^2$ dB i [Note the "20"s in the denominator of each exponent and the square of the sum of terms; the object is to combine the signal levels coherently.]
- Average Power Result (dB m) = Average Power (dB m) + Duty Cycle Correction Factor (dB)
- E.I.R.P. (dB m) = Average Power Result (dB m) + Directional Antenna Gain (dB i)
- Conducted output power limit is reduced in accordance with Part 15.407 and RSS-247 Issue 3 due to directional gain exceeding 6 dB i.

Test mode: 11ax_HE80_26T

Band	Freq. (MHz)	Average Power (dB m)								
		RU Index								
		Low			Middle			High		
		Port 1	Port 2	MIMO	Port 1	Port 2	MIMO	Port 1	Port 2	MIMO
U-NII 1	5 210	-4.34	-2.64	-0.40	-5.80	-2.58	-0.89	-5.54	-2.81	-0.95
U-NII 2A	5 290	-4.21	-3.50	-0.83	-5.57	-3.79	-1.58	-5.41	-3.47	-1.32
U-NII 2C	5 530	-0.33	-0.54	2.58	-1.19	-0.42	2.22	-1.30	-0.77	1.98
U-NII 3	5 775	2.63	1.31	5.03	1.16	1.08	4.13	0.87	1.11	4.00
Band	Freq. (MHz)	MIMO Average Power (dB m)			Duty Cycle Correction Factor (dB)	MIMO Average Power Result (dB m)				
		RU Index				RU Index				
		Low	Middle	High		Low	Middle	High		
U-NII 1	5 210	-0.40	-0.89	-0.95	-	-0.40	-0.89	-0.95		
U-NII 2A	5 290	-0.83	-1.58	-1.32		-0.83	-1.58	-1.32		
U-NII 2C	5 530	2.58	2.22	1.98		2.58	2.22	1.98		
U-NII 3	5 775	5.03	4.13	4.00		5.03	4.13	4.00		
Band	Freq. (MHz)	MIMO Average Power Result (dB m)			Directional Antenna Gain (dB i)	MIMO E.I.R.P. (dB m)				
		RU Index				RU Index				
		Low	Middle	High		Low	Middle	High		
U-NII 1	5 210	-0.40	-0.89	-0.95	9.46	9.06	8.57	8.51		
U-NII 2A	5 290	-0.83	-1.58	-1.32	8.80	7.97	7.22	7.48		
U-NII 2C	5 530	2.58	2.22	1.98	9.08	11.66	11.30	11.06		
U-NII 3	5 775	5.03	4.13	4.00	8.35	13.38	12.48	12.35		

Test mode: 11ax_HE80_52T

Band	Freq. (MHz)	Average Power (dB m)								
		RU Index								
		Low			Middle			High		
		Port 1	Port 2	MIMO	Port 1	Port 2	MIMO	Port 1	Port 2	MIMO
U-NII 1	5 210	-1.75	-0.30	2.05	-2.35	-1.58	1.06	-2.66	-0.94	1.29
U-NII 2A	5 290	-2.25	-1.55	1.12	-2.55	-2.84	0.32	-3.03	-1.79	0.64
U-NII 2C	5 530	1.79	0.67	4.28	1.31	0.15	3.78	0.82	0.46	3.65
U-NII 3	5 775	2.37	1.33	4.89	1.84	0.19	4.10	0.97	0.85	3.92
Band	Freq. (MHz)	MIMO Average Power (dB m)			Duty Cycle Correction Factor (dB)	MIMO Average Power Result (dB m)				
		RU Index				RU Index				
		Low	Middle	High		Low	Middle	High		
U-NII 1	5 210	2.05	1.06	1.29	-	2.05	1.06	1.29		
U-NII 2A	5 290	1.12	0.32	0.64		1.12	0.32	0.64		
U-NII 2C	5 530	4.28	3.78	3.65		4.28	3.78	3.65		
U-NII 3	5 775	4.89	4.10	3.92		4.89	4.10	3.92		
Band	Freq. (MHz)	MIMO Average Power Result (dB m)			Directional Antenna Gain (dB i)	MIMO E.I.R.P. (dB m)				
		RU Index				RU Index				
		Low	Middle	High		Low	Middle	High		
U-NII 1	5 210	2.05	1.06	1.29	9.46	11.51	10.52	10.75		
U-NII 2A	5 290	1.12	0.32	0.64	8.80	9.92	9.12	9.44		
U-NII 2C	5 530	4.28	3.78	3.65	9.08	13.36	12.86	12.73		
U-NII 3	5 775	4.89	4.10	3.92	8.35	13.24	12.45	12.27		

Test mode: 11ax_HE80_106T

Band	Freq. (MHz)	Average Power (dB m)								
		RU Index								
		Low			Middle			High		
		Port 1	Port 2	MIMO	Port 1	Port 2	MIMO	Port 1	Port 2	MIMO
U-NII 1	5 210	-2.15	-1.17	1.38	-2.71	-1.31	1.06	-2.61	-1.42	1.04
U-NII 2A	5 290	-2.34	-1.95	0.87	-2.83	-2.73	0.23	-2.85	-2.49	0.34
U-NII 2C	5 530	1.72	0.55	4.18	1.01	0.44	3.74	0.99	-0.01	3.53
U-NII 3	5 775	1.95	1.65	4.81	1.37	0.55	3.99	1.27	0.25	3.80
Band	Freq. (MHz)	MIMO Average Power (dB m)			Duty Cycle Correction Factor (dB)	MIMO Average Power Result (dB m)				
		RU Index				RU Index				
		Low	Middle	High		Low	Middle	High		
U-NII 1	5 210	1.38	1.06	1.04	-	1.38	1.06	1.04		
U-NII 2A	5 290	0.87	0.23	0.34		0.87	0.23	0.34		
U-NII 2C	5 530	4.18	3.74	3.53		4.18	3.74	3.53		
U-NII 3	5 775	4.81	3.99	3.80		4.81	3.99	3.80		
Band	Freq. (MHz)	MIMO Average Power Result (dB m)			Directional Antenna Gain (dB i)	MIMO E.I.R.P. (dB m)				
		RU Index				RU Index				
		Low	Middle	High		Low	Middle	High		
U-NII 1	5 210	1.38	1.06	1.04	9.46	10.84	10.52	10.50		
U-NII 2A	5 290	0.87	0.23	0.34	8.80	9.67	9.03	9.14		
U-NII 2C	5 530	4.18	3.74	3.53	9.08	13.26	12.82	12.61		
U-NII 3	5 775	4.81	3.99	3.80	8.35	13.16	12.34	12.15		

Test mode: 11ax_HE80_242T

Band	Freq. (MHz)	Average Power (dB m)								
		RU Index								
		Low			Middle			High		
		Port 1	Port 2	MIMO	Port 1	Port 2	MIMO	Port 1	Port 2	MIMO
U-NII 1	5 210	-1.21	-0.43	2.21	-1.47	-0.69	1.95	-1.53	-0.46	2.05
U-NII 2A	5 290	-1.29	-0.93	1.90	-1.59	-1.47	1.48	-1.79	-1.52	1.36
U-NII 2C	5 530	1.60	0.46	4.08	1.33	0.40	3.90	0.99	-0.02	3.52
U-NII 3	5 775	2.02	1.70	4.87	1.77	1.23	4.52	1.30	0.23	3.81
Band	Freq. (MHz)	MIMO Average Power (dB m)			Duty Cycle Correction Factor (dB)	MIMO Average Power Result (dB m)				
		RU Index				RU Index				
		Low	Middle	High		Low	Middle	High		
U-NII 1	5 210	2.21	1.95	2.05	-	2.21	1.95	2.05		
U-NII 2A	5 290	1.90	1.48	1.36		1.90	1.48	1.36		
U-NII 2C	5 530	4.08	3.90	3.52		4.08	3.90	3.52		
U-NII 3	5 775	4.87	4.52	3.81		4.87	4.52	3.81		
Band	Freq. (MHz)	MIMO Average Power Result (dB m)			Directional Antenna Gain (dB i)	MIMO E.I.R.P. (dB m)				
		RU Index				RU Index				
		Low	Middle	High		Low	Middle	High		
U-NII 1	5 210	2.21	1.95	2.05	9.46	11.67	11.41	11.51		
U-NII 2A	5 290	1.90	1.48	1.36	8.80	10.70	10.28	10.16		
U-NII 2C	5 530	4.08	3.90	3.52	9.08	13.16	12.98	12.60		
U-NII 3	5 775	4.87	4.52	3.81	8.35	13.22	12.87	12.16		

Test mode: 11ax_HE80_484T

Band	Freq. (MHz)	Average Power (dB m)								
		RU Index								
		Low			Middle			High		
		Port 1	Port 2	MIMO	Port 1	Port 2	MIMO	Port 1	Port 2	MIMO
U-NII 1	5 210	-1.32	-0.40	2.17	-	-	-	-1.57	-0.42	2.05
U-NII 2A	5 290	-1.55	-1.37	1.55	-	-	-	-1.86	-1.71	1.23
U-NII 2C	5 530	1.30	0.29	3.83	-	-	-	0.91	0.04	3.51
U-NII 3	5 775	1.67	1.43	4.56	-	-	-	1.23	0.35	3.82
Band	Freq. (MHz)	MIMO Average Power (dB m)			Duty Cycle Correction Factor (dB)	MIMO Average Power Result (dB m)				
		RU Index				RU Index				
		Low	Middle	High		Low	Middle	High		
U-NII 1	5 210	2.17	-	2.05	-	2.17	-	2.05		
U-NII 2A	5 290	1.55	-	1.23		1.55	-	1.23		
U-NII 2C	5 530	3.83	-	3.51		3.83	-	3.51		
U-NII 3	5 775	4.56	-	3.82		4.56	-	3.82		
Band	Freq. (MHz)	MIMO Average Power Result (dB m)			Directional Antenna Gain (dB i)	MIMO E.I.R.P. (dB m)				
		RU Index				RU Index				
		Low	Middle	High		Low	Middle	High		
U-NII 1	5 210	2.17	-	2.05	9.46	11.63	-	11.51		
U-NII 2A	5 290	1.55	-	1.23	8.80	10.35	-	10.03		
U-NII 2C	5 530	3.83	-	3.51	9.08	12.91	-	12.59		
U-NII 3	5 775	4.56	-	3.82	8.35	12.91	-	12.17		

Test mode: 11ax_HE80_996T

Band	Freq. (MHz)	Average Power (dB m)								
		RU Index								
		Low			Middle			High		
		Port 1	Port 2	MIMO	Port 1	Port 2	MIMO	Port 1	Port 2	MIMO
U-NII 1	5 210	-	-	-	-1.54	-0.51	2.02	-	-	-
U-NII 2A	5 290	-	-	-	-1.80	-1.59	1.32	-	-	-
U-NII 2C	5 530	-	-	-	0.97	0.01	3.53	-	-	-
U-NII 3	5 775	-	-	-	1.41	0.70	4.08	-	-	-
Band	Freq. (MHz)	MIMO Average Power (dB m)			Duty Cycle Correction Factor (dB)	MIMO Average Power Result (dB m)				
		RU Index				RU Index				
		Low	Middle	High		Low	Middle	High		
U-NII 1	5 210	-	2.02	-	-	-	2.02	-		
U-NII 2A	5 290	-	1.32	-		-	1.32	-		
U-NII 2C	5 530	-	3.53	-		-	3.53	-		
U-NII 3	5 775	-	4.08	-		-	4.08	-		
Band	Freq. (MHz)	MIMO Average Power Result (dB m)			Directional Antenna Gain (dB i)	MIMO E.I.R.P. (dB m)				
		RU Index				RU Index				
		Low	Middle	High		Low	Middle	High		
U-NII 1	5 210	-	2.02	-	9.46	-	11.48	-		
U-NII 2A	5 290	-	1.32	-	8.80	-	10.12	-		
U-NII 2C	5 530	-	3.53	-	9.08	-	12.61	-		
U-NII 3	5 775	-	4.08	-	8.35	-	12.43	-		

Test mode: 11ax_HE80_SU

Band	Freq. (MHz)	Average Power (dB m)								
		RU Index								
		Low			Middle			High		
		Port 1	Port 2	MIMO	Port 1	Port 2	MIMO	Port 1	Port 2	MIMO
U-NII 1	5 210	-	-	-	-1.14	-0.32	2.30	-	-	-
U-NII 2A	5 290	-	-	-	-1.09	-1.05	1.94	-	-	-
U-NII 2C	5 530	-	-	-	1.68	0.94	4.34	-	-	-
U-NII 3	5 775	-	-	-	2.84	2.29	5.58	-	-	-
Band	Freq. (MHz)	MIMO Average Power (dB m)			Duty Cycle Correction Factor (dB)	MIMO Average Power Result (dB m)				
		RU Index				RU Index				
		Low	Middle	High		Low	Middle	High		
U-NII 1	5 210	-	2.30	-	-	-	2.30	-		
U-NII 2A	5 290	-	1.94	-		-	1.94	-		
U-NII 2C	5 530	-	4.34	-		-	4.34	-		
U-NII 3	5 775	-	5.58	-		-	5.58	-		
Band	Freq. (MHz)	MIMO Average Power Result (dB m)			Directional Antenna Gain (dB i)	MIMO E.I.R.P. (dB m)				
		RU Index				RU Index				
		Low	Middle	High		Low	Middle	High		
U-NII 1	5 210	-	2.30	-	9.46	-	11.76	-		
U-NII 2A	5 290	-	1.94	-	8.80	-	10.74	-		
U-NII 2C	5 530	-	4.34	-	9.08	-	13.42	-		
U-NII 3	5 775	-	5.58	-	8.35	-	13.93	-		

Band	FCC Limit					
	Frequency (MHz)	Fixed Limit (dB m)	Min. 26 dB BW (MHz)	11+10LogB (dB m)	Directional Antenna Gain (dB i)	Limit (dB m)
U-NII 1	5 210	23.98	78.322	29.94	9.46	20.52
U-NII 2A	5 290				8.80	21.18
U-NII 2C	5 530				9.08	20.90
U-NII 3	5 775	30			8.35	27.65

Band	IC Limit					
	Frequency (MHz)	Fixed Limit (dB m)	Min. 99 % BW (MHz)	1.76+10LogB (dB m)	Directional Antenna Gain (dB i)	Limit (dB m)
U-NII 1	5 210	14.77	74.965	20.51	9.46	14.77
U-NII 2A	5 290				8.80	

Band	IC Limit					
	Frequency (MHz)	Fixed Limit (dB m)	Min. 99 % BW (MHz)	11+10LogB (dB m)	Directional Antenna Gain (dB i)	Limit (dB m)
U-NII 2C	5 530	23.98	74.486	29.72	9.08	23.98
U-NII 3	5 775	30			8.35	27.65

Remark;

1. According to KDB 662911, Average power of each port and antenna gain was combined by using below calculation.
 - Average power: $10 \log \{10^{(\text{Port 1 power} / 10)} + 10^{(\text{Port 2 power} / 10)}\}$
 - Unequal antenna gains, with equal transmit powers. For antenna gains given by G_1, G_2, \dots, G_N dB i
 - (i) If transmit signals are correlated, then
 Directional gain = $10 \log \left[\frac{10^{G_1/20} + 10^{G_2/20} + \dots + 10^{G_N/20}}{N_{\text{ANT}}} \right]^2$ dB i [Note the "20"s in the denominator of each exponent and the square of the sum of terms; the object is to combine the signal levels coherently.]
2. Average Power Result (dB m) = Average Power (dB m) + Duty Cycle Correction Factor (dB)
3. E.I.R.P. (dB m) = Average Power Result (dB m) + Directional Antenna Gain (dB i)
4. Conducted output power limit is reduced in accordance with Part 15.407 and RSS-247 Issue 3 due to directional gain exceeding 6 dB i.

- Band-crossing channels

Mode	Band	Frequency (MHz)	Tones	Average Power (dB m)		
				Port 1 Average Power (dB m)	Port 2 Average Power (dB m)	MIMO Average Power (dB m)
11ax_HE20	U-NII 2C	5 720	SU	-3.40	1.39	2.63
	U-NII 3			-11.09	-4.62	-3.74
11ax_HE40	U-NII 2C	5 710	SU	-2.48	3.02	4.10
	U-NII 3			-14.87	-7.34	-6.63
11ax_HE80	U-NII 2C	5 690	SU	-1.21	4.40	5.45
	U-NII 3			-18.09	-10.05	-9.42
Mode	Band	Frequency (MHz)	Tones	MIMO Average Power (dB m)	Duty Cycle Correction Factor (dB)	MIMO Average Power Result (dB m)
11ax_HE20	U-NII 2C	5 720	SU	2.63	-	2.63
	U-NII 3			-3.74		-3.74
11ax_HE40	U-NII 2C	5 710	SU	4.10	-	4.10
	U-NII 3			-6.63		-6.63
11ax_HE80	U-NII 2C	5 690	SU	5.45	-	5.45
	U-NII 3			-9.42		-9.42

Mode	Band	Limit					
		Frequency (MHz)	Fixed Limit (dB m)	26 dB BW (MHz)	11+10LogB (dB m)	Directional Antenna Gain (dB i)	Limit (dB m)
11ax_HE20	U-NII 2C	5 720	23.98	15.340	22.86	9.08	19.78
	U-NII 3		30				27.65
11ax_HE40	U-NII 2C	5 710	23.98	35.160	26.16	9.08	20.90
	U-NII 3		30				27.65
11ax_HE80	U-NII 2C	5 690	23.98	76.119	29.81	9.08	20.90
	U-NII 3		30				27.65

Remark;

1. According to KDB 662911, Average power of each port and antenna gain was combined by using below calculation.
 - Average power: $10 \log \{10^{(\text{Port 1 power} / 10)} + 10^{(\text{Port 2 power} / 10)}\}$
 - Unequal antenna gains, with equal transmit powers. For antenna gains given by G_1, G_2, \dots, G_N dB i
 - (i) If transmit signals are correlated, then
 Directional gain = $10 \log \left[\frac{(10^{G_1/20} + 10^{G_2/20} + \dots + 10^{G_N/20})^2}{N_{\text{ANT}}} \right]$ dB i [Note the "20"s in the denominator of each exponent and the square of the sum of terms; the object is to combine the signal levels coherently.]
2. Average Power Result (dB m) = Average Power (dB m) + Duty Cycle Correction Factor (dB)
3. E.I.R.P. (dB m) = Average Power Result (dB m) + Directional Antenna Gain (dB i)
4. Conducted output power limit is reduced in accordance with Part 15.407 and RSS-247 Issue 3 due to directional gain exceeding 6 dB i.

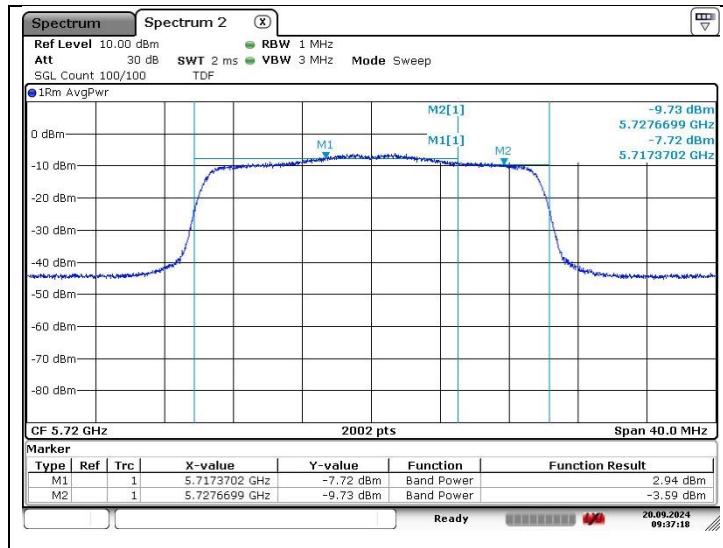
- Test plots

Band-crossing channels

SISO

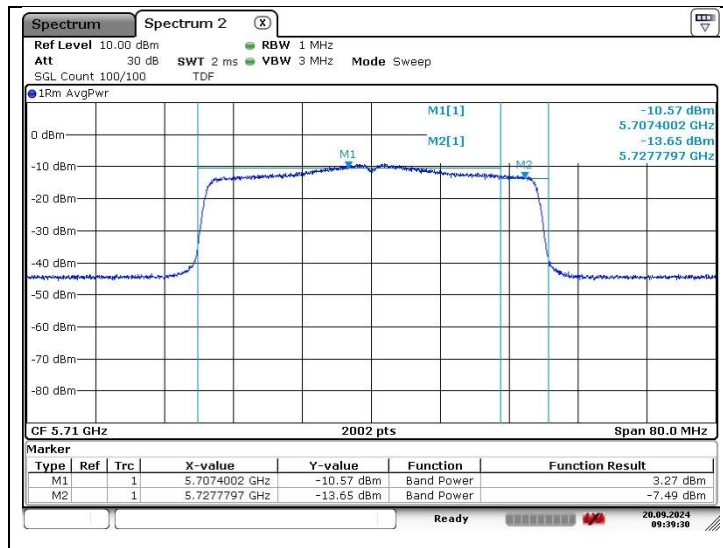
11ax_HE20_SU (Band 2C&3)

High Channel
 (5 720 MHz)



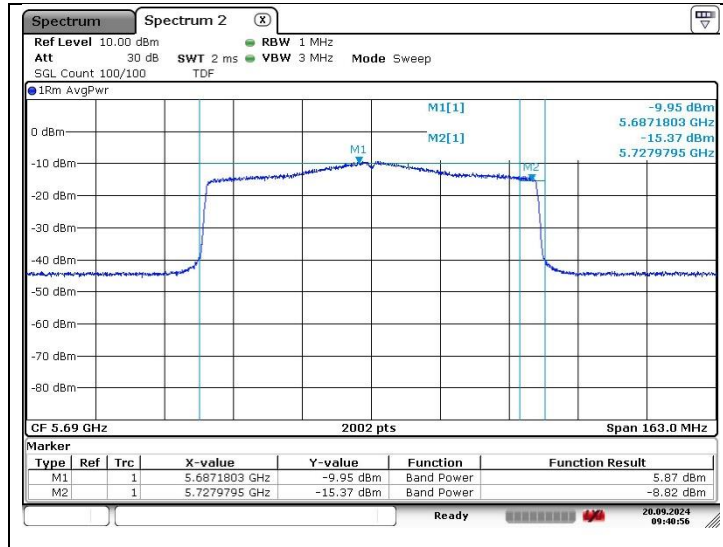
11ax_HE40_SU (Band 2C&3)

High Channel
 (5 710 MHz)



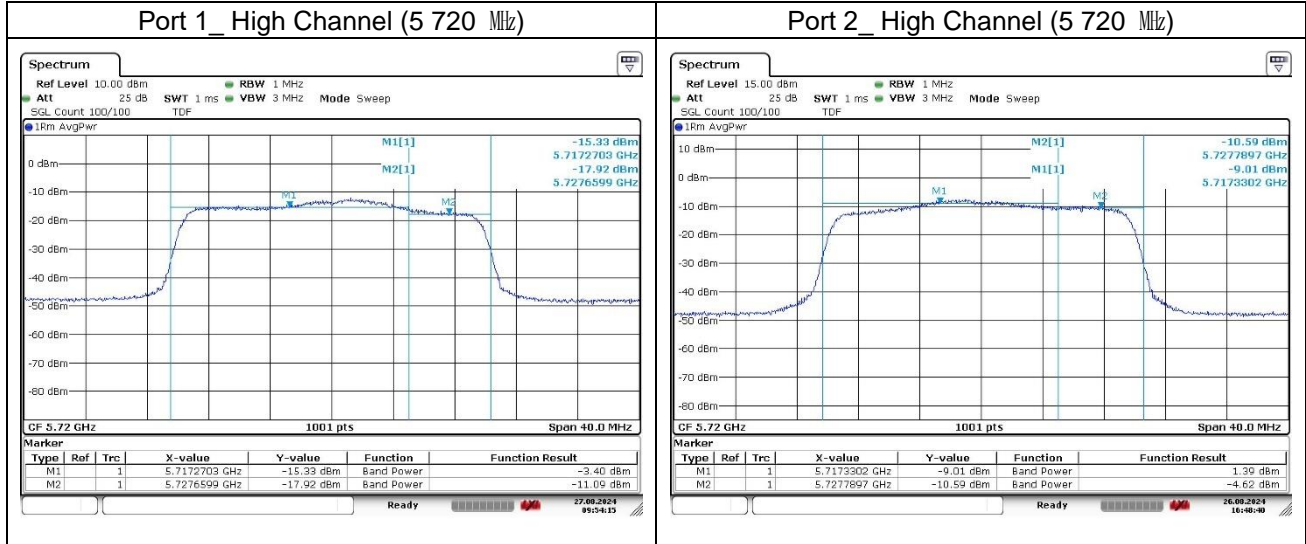
11ax_HE80_SU (Band 2C&3)

High Channel
(5 690 MHz)

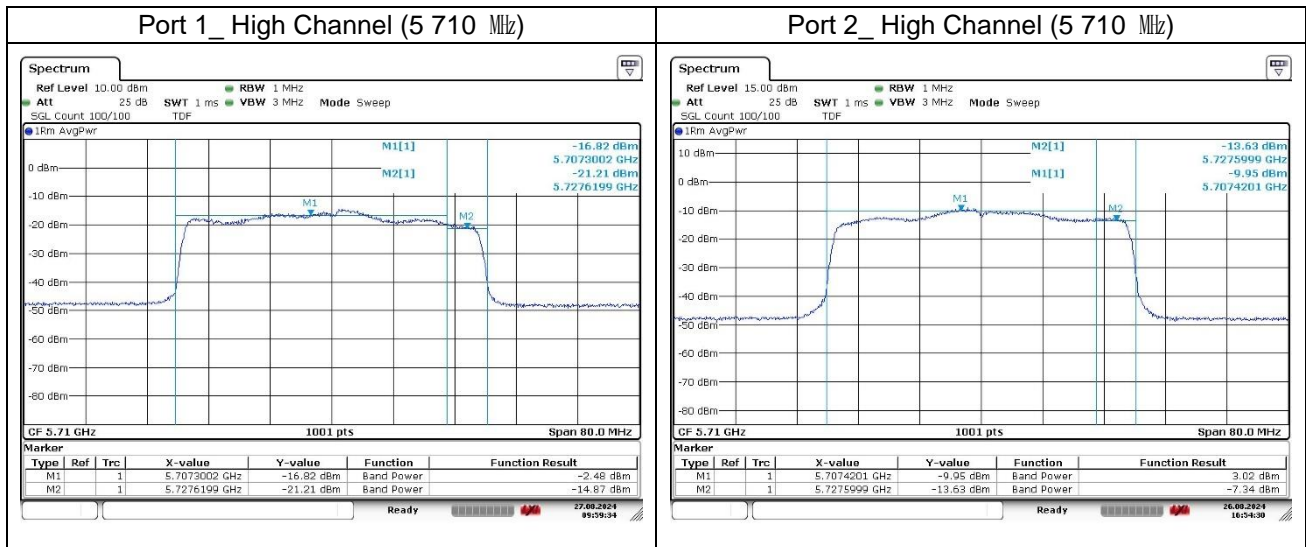


MIMO(CDD)

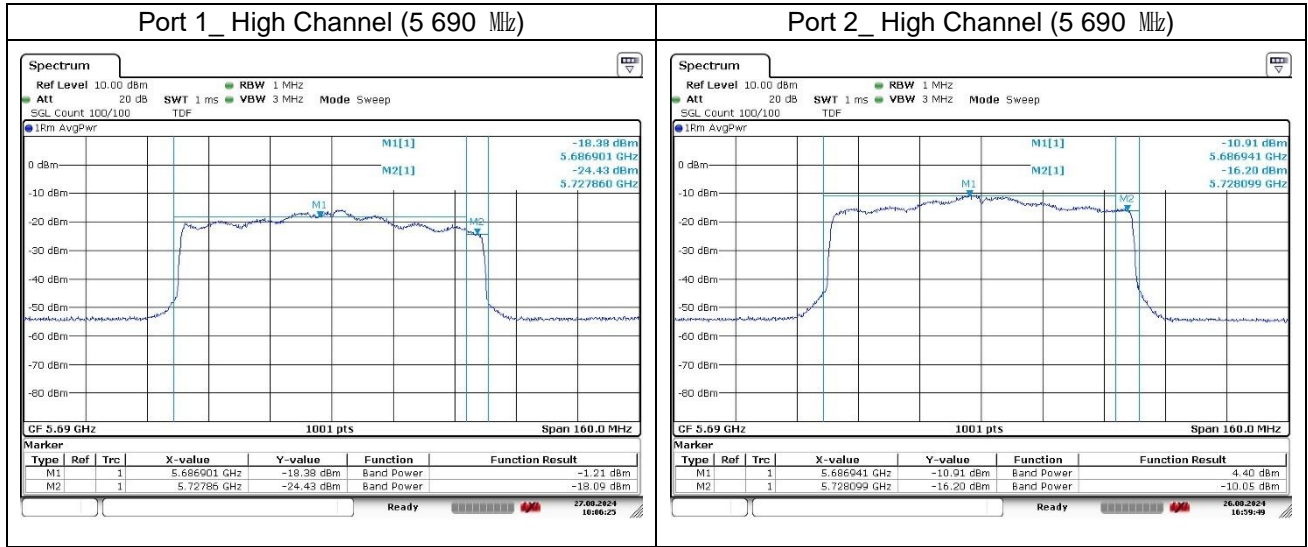
11ax_HE20_SU (Band 2C&3)



11ax_HE40_SU (Band 2C&3)



11ax_HE80_SU (Band 2C&3)



6. Maximum Power Spectral Density

6.1. Test Setup



6.2. Limit

6.2.1. FCC

According to 15.407(a)(1)(iv)

For client devices in the 5.15-5.25 GHz band, the maximum conducted output power over the frequency band of operation shall not exceed 250 mW provided the maximum antenna gain does not exceed 6 dBi. In addition, the maximum power spectral density shall not exceed 11 dBm in any 1 megahertz band. If transmitting antennas of directional gain greater than 6 dBi are used, both the maximum conducted output power and the maximum power spectral density shall be reduced by the amount in dB that the directional gain of the antenna exceeds 6 dBi.

According to 15.407(a)(2)

For the 5.25-5.35 GHz and 5.47-5.725 GHz bands, the maximum conducted output power over the frequency bands of operation shall not exceed the lesser of 250 mW or 11 dBm + 10 log B, where B is the 26 dB emission bandwidth in megahertz. In addition, the maximum power spectral density shall not exceed 11 dBm in any 1 megahertz band. If transmitting antennas of directional gain greater than 6 dBi are used, both the maximum conducted output power and the maximum power spectral density shall be reduced by the amount in dB that the directional gain of the antenna exceeds 6 dBi.

According to 15.407(a)(3)

For the band 5.725-5.85 GHz, the maximum conducted output power over the frequency band of operation shall not exceed 1 W. In addition, the maximum power spectral density shall not exceed 30 dBm in any 500-kHz band. If transmitting antennas of directional gain greater than 6 dBi are used, both the maximum conducted output power and the maximum power spectral density shall be reduced by the amount in dB that the directional gain of the antenna exceeds 6 dBi. However, fixed point-to-point U-NII devices operating in this band may employ transmitting antennas with directional gain greater than 6 dBi without any corresponding reduction in transmitter conducted power. Fixed, point-to-point operations exclude the use of point-to-multipoint systems, omnidirectional applications, and multiple collocated transmitters transmitting the same information. The operator of the U-NII device, or if the equipment is professionally installed, the installer, is responsible for ensuring that systems employing high gain directional antennas are used exclusively for fixed, point-to-point operations.

6.2.2. IC

According to RSS-247 Issue 3,

6.2.2.1 Frequency band 5 150-5 250 MHz

For OEM devices installed in vehicles, the maximum e.i.r.p. shall not exceed 30 mW or $1.76 + 10 \log_{10}B$, dB m, whichever is less. Devices shall implement transmitter power control (TPC) in order to have the capability to operate at least 3 dB below the maximum permitted e.i.r.p. of 30 mW.

For other devices, the maximum e.i.r.p. shall not exceed 200 mW or $10 + 10 \log_{10}B$, dB m, whichever power is less. B is the 99 % emission bandwidth in megahertz. The e.i.r.p. spectral density shall not exceed 10 dB m in any 1.0 MHz band.

6.2.2.1 Frequency band 5 250-5 350 MHz

For OEM devices installed in vehicles, the maximum e.i.r.p. shall not exceed 30 mW or $1.76 + 10 \log_{10}B$, dB m, whichever is less. Devices shall implement TPC in order to have the capability to operate at least 3 dB below the maximum permitted e.i.r.p. of 30 mW.

Devices, other than devices installed in vehicles, shall comply with the following:

a) The maximum conducted output power shall not exceed 250 mW or $11 + 10 \log_{10}B$, dB m, whichever is less. The power spectral density shall not exceed 11 dB m in any 1.0 MHz band;

b) The maximum e.i.r.p. shall not exceed 1.0 W or $17 + 10 \log_{10}B$, dB m, whichever is less. B is the 99 % emission bandwidth in megahertz. Note that devices with a maximum e.i.r.p. greater than 500 mW shall implement TPC in order to have the capability to operate at least 6 dB below the maximum permitted e.i.r.p. of 1 W.

6.2.3.1 Frequency band 5 470-5 600 MHz and 5 650-5 725 MHz

The maximum conducted output power shall not exceed 250 mW or $11 + 10 \log_{10}B$, dB m, whichever is less. The power spectral density shall not exceed 11 dB m in any 1.0 MHz band.

The maximum e.i.r.p. shall not exceed 1.0 W or $17 + 10 \log_{10}B$, dB m, whichever is less. B is the 99% emission bandwidth in megahertz. Note that devices with a maximum e.i.r.p. greater than 500 mW shall implement TPC in order to have the capability to operate at least 6 dB below the maximum permitted e.i.r.p. of 1 W.

6.2.4.2 Frequency band 5 725-5 850 MHz

For equipment operating in the band 5 725-5 850 MHz, the minimum 6 dB bandwidth shall be at least 500 kHz. The maximum conducted output power shall not exceed 1 W. The output power spectral density shall not exceed 30 dB m in any 500 kHz band. If transmitting antennas of directional gain greater than 6 dB i are used, both the maximum conducted output power and the output power spectral density shall be reduced by the amount in dB that the directional gain of the antenna exceeds 6 dB i. However, fixed point-to-point devices operating in this band may employ transmitting antennas with directional gain greater than 6 dB i without any corresponding reduction in transmitter conducted power. Fixed point-to-point operations exclude the use of point-to-multipoint³ systems, omnidirectional applications and multiple collocated transmitters transmitting the same information.

6.3. Test Procedure

1. This measurement settings are specified in section II.F of KDB 789033 D02 General UNII Test Procedures New Rules v02r01.
2. Create an average power spectrum for the EUT operating mode being tested by following the instructions in section II.E.2. for measuring maximum conducted output power using a spectrum analyzer or EMI receiver: select the appropriate test method (SA-1, SA-2, SA-3, or alternatives to each) and apply it up to, but not including, the step labeled, "Compute power...". (This procedure is required even if the maximum conducted output power measurement was performed using a power meter, method PM.)
3. Use the peak search function on the instrument to find the peak of the spectrum and record its value.
4. Make the following adjustments to the peak value of the spectrum, if applicable:
 - a) **If Method SA-2 or SA-2 Alternative was used, add $10 \log(1/x)$, where x is the duty cycle, to the peak of the spectrum.**
 - b) If Method SA-3 Alternative was used and the linear mode was used in step II.E.2.g)(viii), add 1 dB to the final result to compensate for the difference between linear averaging and power averaging.
5. The result is the Maximum PSD over 1 MHz reference bandwidth.
6. For devices operating in the bands 5.15-5.25 GHz, 5.25-5.35 GHz, and 5.47-5.725 GHz, the above procedures make use of 1 MHz RBW to satisfy directly the 1 MHz reference bandwidth specified in § 15.407(a)(5). For devices operating in the band 5.725-5.85 GHz, the rules specify a measurement bandwidth of 500 kHz. Many spectrum analyzers do not have 500 kHz RBW, thus a narrower RBW may need to be used. The rules permit the use of a RBWs less than 1 MHz, or 500 kHz, "provided that the measured power is integrated over the full reference bandwidth" to show the total power over the specified measurement bandwidth (*i.e.*, 1 MHz, or 500 kHz). If measurements are performed using a reduced resolution bandwidth (< 1 MHz, or < 500 kHz) and integrated over 1 MHz, or 500 kHz bandwidth, the following adjustments to the procedures apply:
 - a) Set $RBW \geq 1/T$, where T is defined in section II.B.1.a).
 - b) Set $VBW \geq 3$ RBW.
 - c) If measurement bandwidth of Maximum PSD is specified in 500 kHz, add $10 \log(500 \text{ kHz}/RBW)$ to the measured result, whereas $RBW (< 500 \text{ kHz})$ is the reduced resolution bandwidth of the spectrum analyzer set during measurement.
 - d) If measurement bandwidth of Maximum PSD is specified in 1 MHz, add $10 \log(1 \text{ MHz}/RBW)$ to the measured result, whereas $RBW (< 1 \text{ MHz})$ is the reduced resolution bandwidth of spectrum analyzer set during measurement.
 - e) Care must be taken to ensure that the measurements are performed during a period of continuous transmission or are corrected upward for duty cycle.
7. In case of band crossing channels 138, 142 and 144, the measurement is complied with section III.A of KDB 789033 D02 General UNII Test Procedures New Rules v02r01.

6.4. Test Result

Ambient temperature : (23 ± 1) °C
 Relative humidity : 47 % R.H.

- SISO

Test mode: 11ax_HE20_26T

Band	Freq. (MHz)	Ch.	Measured PSD (dB m)			Duty Cycle Correction Factor (dB)	Final PSD (dB m)			Worst Antenna Gain (dB i)	Limit (dB m/1 MHz)
			RU Index				RU Index				
			Low	Middle	High		Low	Middle	High		
U-NII 1	5 180	36	-1.28	-3.23	-1.95	-	-1.28	-3.23	-1.95	5.00	11
	5 220	44	-3.00	-4.67	-3.29		-3.00	-4.67	-3.29		
	5 240	48	-3.77	-5.14	-4.14		-3.77	-5.14	-4.14		
U-NII 2A	5 260	52	-4.53	-5.80	-4.97		-4.53	-5.80	-4.97	5.00	
	5 300	60	-5.05	-6.33	-4.89		-5.05	-6.33	-4.89		
	5 320	64	-5.20	-6.24	-5.66		-5.20	-6.24	-5.66		
U-NII 2C	5 500	100	-2.29	-3.73	-2.13		-2.29	-3.73	-2.13	5.00	
	5 580	116	-1.03	-2.80	-1.26		-1.03	-2.80	-1.26		
	5 700	140	1.26	0.22	1.51		1.26	0.22	1.51		
Band	Freq. (MHz)	Ch.	Measured PSD (dB m)			Duty Cycle Correction Factor (dB)	Final PSD (dB m)			Worst Antenna Gain (dB i)	Limit (dB m/500 kHz)
			RU Index				RU Index				
			Low	Middle	High		Low	Middle	High		
U-NII 3	5 745	149	-0.66	-1.06	-1.09	-	-0.66	-1.06	-1.09	5.00	30
	5 785	157	-1.74	-3.21	-2.79		-1.74	-3.21	-2.79		
	5 825	165	0.45	-4.53	-14.06		0.45	-4.53	-14.06		

Test mode: 11ax_HE20_52T

Band	Freq. (MHz)	Ch.	Measured PSD (dB m)			Duty Cycle Correction Factor (dB)	Final PSD (dB m)			Worst Antenna Gain (dB i)	Limit (dB m/1 MHz)
			RU Index				RU Index				
			Low	Middle	High		Low	Middle	High		
U-NII 1	5 180	36	-3.25	-3.72	-3.81	-	-3.25	-3.72	-3.81	5.00	11
	5 220	44	-4.48	-4.79	-4.35		-4.48	-4.79	-4.35		
	5 240	48	-4.46	-4.47	-4.74		-4.46	-4.47	-4.74		
U-NII 2A	5 260	52	-5.25	-5.39	-5.48		-5.25	-5.39	-5.48	5.00	
	5 300	60	-5.56	-5.92	-5.60		-5.56	-5.92	-5.60		
	5 320	64	-5.67	-6.09	-6.24		-5.67	-6.09	-6.24		
U-NII 2C	5 500	100	-3.45	-3.75	-3.77		-3.45	-3.75	-3.77	5.00	
	5 580	116	-2.43	-2.62	-2.51		-2.43	-2.62	-2.51		
	5 700	140	0.28	0.12	0.48		0.28	0.12	0.48		
Band	Freq. (MHz)	Ch.	Measured PSD (dB m)			Duty Cycle Correction Factor (dB)	Final PSD (dB m)			Worst Antenna Gain (dB i)	Limit (dB m/500 kHz)
			RU Index				RU Index				
			Low	Middle	High		Low	Middle	High		
U-NII 3	5 745	149	-3.53	-3.49	-3.94	-	-3.53	-3.49	-3.94	5.00	30
	5 785	157	-4.95	-5.62	-6.21		-4.95	-5.62	-6.21		
	5 825	165	-2.98	-5.02	-14.89		-2.98	-5.02	-14.89		

Test mode: 11ax_HE20_106T

Band	Freq. (MHz)	Ch.	Measured PSD (dB m)			Duty Cycle Correction Factor (dB)	Final PSD (dB m)			Worst Antenna Gain (dB i)	Limit (dB m/1 MHz)
			RU Index				RU Index				
			Low	Middle	High		Low	Middle	High		
U-NII 1	5 180	36	-5.21	-	-5.29	-	-5.21	-	-5.29	5.00	11
	5 220	44	-6.40	-	-6.49		-6.40	-	-6.49		
	5 240	48	-7.21	-	-7.38		-7.21	-	-7.38		
U-NII 2A	5 260	52	-7.44	-	-7.58		-7.44	-	-7.58	5.00	
	5 300	60	-8.07	-	-7.84		-8.07	-	-7.84		
	5 320	64	-8.02	-	-8.65		-8.02	-	-8.65		
U-NII 2C	5 500	100	-6.33	-	-6.55		-6.33	-	-6.55	5.00	
	5 580	116	-5.21	-	-5.53		-5.21	-	-5.53		
	5 700	140	-2.98	-	-2.53		-2.98	-	-2.53		
Band	Freq. (MHz)	Ch.	Measured PSD (dB m)			Duty Cycle Correction Factor (dB)	Final PSD (dB m)			Worst Antenna Gain (dB i)	Limit (dB m/500 kHz)
RU Index			RU Index								
Low	Middle	High	Low	Middle	High						
U-NII 3	5 745	149	-6.10	-	-6.70	-	-6.10	-	-6.70	5.00	30
	5 785	157	-7.51	-	-8.85		-7.51	-	-8.85		
	5 825	165	-5.86	-	-13.36		-5.86	-	-13.36		

Test mode: 11ax_HE20_242T

Band	Freq. (MHz)	Ch.	Measured PSD (dB m)			Duty Cycle Correction Factor (dB)	Final PSD (dB m)			Worst Antenna Gain (dB i)	Limit (dB m/1 MHz)
			RU Index				RU Index				
			Low	Middle	High		Low	Middle	High		
U-NII 1	5 180	36	-	-8.60	-	-	-	-8.60	-	5.00	11
	5 220	44	-	-9.50	-		-	-9.50	-		
	5 240	48	-	-10.60	-		-	-10.60	-		
U-NII 2A	5 260	52	-	-10.76	-		-	-10.76	-	5.00	
	5 300	60	-	-11.52	-		-	-11.52	-		
	5 320	64	-	-11.76	-		-	-11.76	-		
U-NII 2C	5 500	100	-	-9.61	-		-	-9.61	-	5.00	
	5 580	116	-	-8.50	-		-	-8.50	-		
	5 700	140	-	-6.45	-		-	-6.45	-		
Band	Freq. (MHz)	Ch.	Measured PSD (dB m)			Duty Cycle Correction Factor (dB)	Final PSD (dB m)			Worst Antenna Gain (dB i)	Limit (dB m/500 kHz)
RU Index			RU Index								
Low	Middle	High	Low	Middle	High						
U-NII 3	5 745	149	-	-9.61	-	-	-	-9.61	-	5.00	30
	5 785	157	-	-11.10	-		-	-11.10	-		
	5 825	165	-	-7.51	-		-	-7.51	-		

Test mode: 11ax_HE20_SU

Band	Freq. (MHz)	Ch.	Measured PSD (dB m)			Duty Cycle Correction Factor (dB)	Final PSD (dB m)			Worst Antenna Gain (dB i)	Limit (dB m/1 MHz)
			RU Index				RU Index				
			Low	Middle	High		Low	Middle	High		
U-NII 1	5 180	36	-	-7.26	-	-	-	-7.26	-	5.00	11
	5 220	44	-	-7.89	-		-	-7.89	-		
	5 240	48	-	-8.72	-		-	-8.72	-		
U-NII 2A	5 260	52	-	-9.23	-		-	-9.23	-	5.00	
	5 300	60	-	-9.90	-		-	-9.90	-		
	5 320	64	-	-10.24	-		-	-10.24	-		
U-NII 2C	5 500	100	-	-7.75	-		-	-7.75	-	5.00	
	5 580	116	-	-6.79	-		-	-6.79	-		
	5 700	140	-	-4.49	-		-	-4.49	-		
Band	Freq. (MHz)	Ch.	Measured PSD (dB m)			Duty Cycle Correction Factor (dB)	Final PSD (dB m)			Worst Antenna Gain (dB i)	Limit (dB m/500 kHz)
			RU Index				RU Index				
			Low	Middle	High		Low	Middle	High		
U-NII 3	5 745	149	-	-8.21	-	-	-	-8.21	-	5.00	30
	5 785	157	-	-9.89	-		-	-9.89	-		
	5 825	165	-	-8.61	-		-	-8.61	-		

Remark;

- Final PSD (dB m) = Measured PSD (dB m) + Duty Cycle Correction Factor (dB)

Test mode: 11ax_HE40_26T

Band	Freq. (MHz)	Ch.	Measured PSD (dB m)			Duty Cycle Correction Factor (dB)	Final PSD (dB m)			Worst Antenna Gain (dB i)	Limit (dB m/1 MHz)	
			RU Index				RU Index					
			Low	Middle	High		Low	Middle	High			
U-NII 1	5 190	38	-2.74	-3.64	-3.51	-	-2.74	-3.64	-3.51	5.00	11	
	5 230	46	-4.39	-5.03	-4.68		-4.39	-5.03	-4.68			
U-NII 2A	5 270	54	-5.55	-5.97	-6.00		-5.55	-5.97	-6.00	5.00		
	5 310	62	-6.17	-6.38	-6.81		-6.17	-6.38	-6.81			
U-NII 2C	5 510	102	-2.86	-3.16	-3.38		-2.86	-3.16	-3.38	5.00		
	5 550	110	-1.63	-1.91	-2.00		-1.63	-1.91	-2.00			
	5 670	134	0.86	0.74	0.87		0.86	0.74	0.87			
Band	Freq. (MHz)	Ch.	Measured PSD (dB m)				Duty Cycle Correction Factor (dB)	Final PSD (dB m)			Worst Antenna Gain (dB i)	Limit (dB m/500 kHz)
			RU Index					RU Index				
			Low	Middle	High			Low	Middle	High		
U-NII 3	5 755	151	-0.26	-1.16	-2.16		-	-0.26	-1.16	-2.16	5.00	30
	5 795	159	-0.16	-1.67	-2.54			-0.16	-1.67	-2.54		

Test mode: 11ax_HE40_52T

Band	Freq. (MHz)	Ch.	Measured PSD (dB m)			Duty Cycle Correction Factor (dB)	Final PSD (dB m)			Worst Antenna Gain (dB i)	Limit (dB m/1 MHz)	
			RU Index				RU Index					
			Low	Middle	High		Low	Middle	High			
U-NII 1	5 190	38	-4.47	-5.03	-5.08	-	-4.47	-5.03	-5.08	5.00	11	
	5 230	46	-5.48	-5.69	-5.73		-5.48	-5.69	-5.73			
U-NII 2A	5 270	54	-6.17	-6.81	-6.44		-6.17	-6.81	-6.44	5.00		
	5 310	62	-6.62	-6.76	-6.94		-6.62	-6.76	-6.94			
U-NII 2C	5 510	102	-3.44	-4.14	-4.17		-3.44	-4.14	-4.17	5.00		
	5 550	110	-2.40	-3.28	-3.30		-2.40	-3.28	-3.30			
	5 670	134	0.12	0.40	0.39		0.12	0.40	0.39			
Band	Freq. (MHz)	Ch.	Measured PSD (dB m)				Duty Cycle Correction Factor (dB)	Final PSD (dB m)			Worst Antenna Gain (dB i)	Limit (dB m/500 kHz)
			RU Index					RU Index				
			Low	Middle	High			Low	Middle	High		
U-NII 3	5 755	151	-3.03	-4.10	-5.45		-	-3.03	-4.10	-5.45	5.00	30
	5 795	159	-3.41	-4.64	-4.93			-3.41	-4.64	-4.93		

Test mode: 11ax_HE40_106T

Band	Freq. (MHz)	Ch.	Measured PSD (dB m)			Duty Cycle Correction Factor (dB)	Final PSD (dB m)			Worst Antenna Gain (dB i)	Limit (dB m/1 MHz)		
			RU Index				RU Index						
			Low	Middle	High		Low	Middle	High				
U-NII 1	5 190	38	-6.58	-6.67	-6.76	-	-6.58	-6.67	-6.76	5.00	11		
	5 230	46	-6.76	-6.57	-6.50		-6.76	-6.57	-6.50				
U-NII 2A	5 270	54	-7.80	-8.05	-7.93		-7.80	-8.05	-7.93	5.00			
	5 310	62	-7.43	-8.02	-8.61		-7.43	-8.02	-8.61				
U-NII 2C	5 510	102	-6.57	-6.85	-6.97		-6.57	-6.85	-6.97	5.00			
	5 550	110	-5.46	-5.99	-5.90		-5.46	-5.99	-5.90				
	5 670	134	-3.24	-3.26	-3.27		-3.24	-3.26	-3.27				
Band	Freq. (MHz)	Ch.	Measured PSD (dB m)				Duty Cycle Correction Factor (dB)	Final PSD (dB m)				Worst Antenna Gain (dB i)	Limit (dB m/500 kHz)
RU Index			RU Index										
Low	Middle	High	Low	Middle	High								
U-NII 3	5 755	151	-6.20	-6.70	-7.57		-	-6.20	-6.70	-7.57		5.00	30
	5 795	159	-6.21	-7.37	-7.63			-6.21	-7.37	-7.63			

Test mode: 11ax_HE40_242T

Band	Freq. (MHz)	Ch.	Measured PSD (dB m)			Duty Cycle Correction Factor (dB)	Final PSD (dB m)			Worst Antenna Gain (dB i)	Limit (dB m/1 MHz)		
			RU Index				RU Index						
			Low	Middle	High		Low	Middle	High				
U-NII 1	5 190	38	-10.00	-	-10.44	-	-10.00	-	-10.44	5.00	11		
	5 230	46	-10.08	-	-10.29		-10.08	-	-10.29				
U-NII 2A	5 270	54	-11.27	-	-11.50		-11.27	-	-11.50	5.00			
	5 310	62	-11.33	-	-11.80		-11.33	-	-11.80				
U-NII 2C	5 510	102	-9.84	-	-10.18		-9.84	-	-10.18	5.00			
	5 550	110	-8.76	-	-9.36		-8.76	-	-9.36				
	5 670	134	-6.64	-	-6.57		-6.64	-	-6.57				
Band	Freq. (MHz)	Ch.	Measured PSD (dB m)				Duty Cycle Correction Factor (dB)	Final PSD (dB m)				Worst Antenna Gain (dB i)	Limit (dB m/500 kHz)
RU Index			RU Index										
Low	Middle	High	Low	Middle	High								
U-NII 3	5 755	151	-9.81	-	-10.64		-	-9.81	-	-10.64		5.00	30
	5 795	159	-9.46	-	-11.21			-9.46	-	-11.21			

Test mode: 11ax_HE40_484T

Band	Freq. (MHz)	Ch.	Measured PSD (dB m)			Duty Cycle Correction Factor (dB)	Final PSD (dB m)			Worst Antenna Gain (dB i)	Limit (dB m/1 MHz)		
			RU Index				RU Index						
			Low	Middle	High		Low	Middle	High				
U-NII 1	5 190	38	-	-12.76	-	-	-	-12.76	-	5.00	11		
	5 230	46	-	-13.21	-		-	-13.21	-				
U-NII 2A	5 270	54	-	-14.53	-		-	-14.53	-	5.00			
	5 310	62	-	-14.73	-		-	-14.73	-				
U-NII 2C	5 510	102	-	-13.22	-		-	-13.22	-	5.00			
	5 550	110	-	-11.76	-		-	-11.76	-				
	5 670	134	-	-9.39	-		-	-9.39	-				
Band	Freq. (MHz)	Ch.	Measured PSD (dB m)				Duty Cycle Correction Factor (dB)	Final PSD (dB m)				Worst Antenna Gain (dB i)	Limit (dB m/500 kHz)
			RU Index					RU Index					
			Low	Middle	High			Low	Middle	High			
U-NII 3	5 755	151	-	-12.00	-		-	-12.00	-	5.00		30	
	5 795	159	-	-12.92	-		-	-12.92	-				

Test mode: 11ax_HE40_SU

Band	Freq. (MHz)	Ch.	Measured PSD (dB m)			Duty Cycle Correction Factor (dB)	Final PSD (dB m)			Worst Antenna Gain (dB i)	Limit (dB m/1 MHz)		
			RU Index				RU Index						
			Low	Middle	High		Low	Middle	High				
U-NII 1	5 190	38	-	-11.43	-	-	-	-11.43	-	5.00	11		
	5 230	46	-	-11.21	-		-	-11.21	-				
U-NII 2A	5 270	54	-	-12.89	-		-	-12.89	-	5.00			
	5 310	62	-	-13.16	-		-	-13.16	-				
U-NII 2C	5 510	102	-	-11.54	-		-	-11.54	-	5.00			
	5 550	110	-	-10.45	-		-	-10.45	-				
	5 670	134	-	-7.76	-		-	-7.76	-				
Band	Freq. (MHz)	Ch.	Measured PSD (dB m)				Duty Cycle Correction Factor (dB)	Final PSD (dB m)				Worst Antenna Gain (dB i)	Limit (dB m/500 kHz)
			RU Index					RU Index					
			Low	Middle	High			Low	Middle	High			
U-NII 3	5 755	151	-	-11.63	-		-	-11.63	-	5.00		30	
	5 795	159	-	-11.67	-		-	-11.67	-				

Remark;

- Final PSD (dB m) = Measured PSD (dB m) + Duty Cycle Correction Factor (dB)

Test mode: 11ax_HE80_26T

Band	Freq. (MHz)	Ch.	Measured PSD (dB m)			Duty Cycle Correction Factor (dB)	Final PSD (dB m)			Worst Antenna Gain (dB i)	Limit (dB m/1 MHz)
			RU Index				RU Index				
			Low	Middle	High		Low	Middle	High		
U-NII 1	5 210	42	-3.65	-4.76	-4.31	-	-3.65	-4.76	-4.31	5.00	11
U-NII 2A	5 290	58	-5.59	-6.34	-6.55		-5.59	-6.34	-6.55	5.00	
U-NII 2C	5 530	106	-1.11	-1.99	-0.52		-1.11	-1.99	-0.52	5.00	
Band	Freq. (MHz)	Ch.	Measured PSD (dB m)			Duty Cycle Correction Factor (dB)	Final PSD (dB m)			Worst Antenna Gain (dB i)	Limit (dB m/500 kHz)
			RU Index				RU Index				
			Low	Middle	High		Low	Middle	High		
U-NII 3	5 775	155	1.89	-0.75	-3.31	-	1.89	-0.75	-3.31	5.00	30

Test mode: 11ax_HE80_52T

Band	Freq. (MHz)	Ch.	Measured PSD (dB m)			Duty Cycle Correction Factor (dB)	Final PSD (dB m)			Worst Antenna Gain (dB i)	Limit (dB m/1 MHz)
			RU Index				RU Index				
			Low	Middle	High		Low	Middle	High		
U-NII 1	5 210	42	-4.86	-5.03	-4.99	-	-4.86	-5.03	-4.99	5.00	11
U-NII 2A	5 290	58	-5.79	-6.41	-6.51		-5.79	-6.41	-6.51	5.00	
U-NII 2C	5 530	106	-1.38	-2.24	-2.71		-1.38	-2.24	-2.71	5.00	
Band	Freq. (MHz)	Ch.	Measured PSD (dB m)			Duty Cycle Correction Factor (dB)	Final PSD (dB m)			Worst Antenna Gain (dB i)	Limit (dB m/500 kHz)
			RU Index				RU Index				
			Low	Middle	High		Low	Middle	High		
U-NII 3	5 775	155	-0.52	-4.09	-5.78	-	-0.52	-4.09	-5.78	5.00	30

Test mode: 11ax_HE80_106T

Band	Freq. (MHz)	Ch.	Measured PSD (dB m)			Duty Cycle Correction Factor (dB)	Final PSD (dB m)			Worst Antenna Gain (dB i)	Limit (dB m/1 MHz)
			RU Index				RU Index				
			Low	Middle	High		Low	Middle	High		
U-NII 1	5 210	42	-6.93	-7.13	-6.71	-	-6.93	-7.13	-6.71	5.00	11
U-NII 2A	5 290	58	-9.22	-8.81	-9.08		-9.22	-8.81	-9.08	5.00	
U-NII 2C	5 530	106	-3.74	-4.13	-4.34		-3.74	-4.13	-4.34	5.00	
Band	Freq. (MHz)	Ch.	Measured PSD (dB m)			Duty Cycle Correction Factor (dB)	Final PSD (dB m)			Worst Antenna Gain (dB i)	Limit (dB m/500 kHz)
			RU Index				RU Index				
			Low	Middle	High		Low	Middle	High		
U-NII 3	5 775	155	-4.12	-7.20	-8.56	-	-4.12	-7.20	-8.56	5.00	30

Test mode: 11ax_HE80_242T

Band	Freq. (MHz)	Ch.	Measured PSD (dB m)			Duty Cycle Correction Factor (dB)	Final PSD (dB m)			Worst Antenna Gain (dB i)	Limit (dB m/1 MHz)
			RU Index				RU Index				
			Low	Middle	High		Low	Middle	High		
U-NII 1	5 210	42	-9.86	-10.22	-10.37	-	-9.86	-10.22	-10.37	5.00	11
U-NII 2A	5 290	58	-12.07	-11.92	-12.43		-12.07	-11.92	-12.43	5.00	
U-NII 2C	5 530	106	-6.80	-6.94	-7.81		-6.80	-6.94	-7.81	5.00	
Band	Freq. (MHz)	Ch.	Measured PSD (dB m)			Duty Cycle Correction Factor (dB)	Final PSD (dB m)			Worst Antenna Gain (dB i)	Limit (dB m/500 kHz)
			RU Index				RU Index				
			Low	Middle	High		Low	Middle	High		
U-NII 3	5 775	155	-7.13	-8.68	-12.11	-	-7.13	-8.68	-12.11	5.00	30

Test mode: 11ax_HE80_484T

Band	Freq. (MHz)	Ch.	Measured PSD (dB m)			Duty Cycle Correction Factor (dB)	Final PSD (dB m)			Worst Antenna Gain (dB i)	Limit (dB m/1 MHz)
			RU Index				RU Index				
			Low	Middle	High		Low	Middle	High		
U-NII 1	5 210	42	-13.51	-	-13.68	-	-13.51	-	-13.68	5.00	11
U-NII 2A	5 290	58	-15.38	-	-15.34		-15.38	-	-15.34	5.00	
U-NII 2C	5 530	106	-9.95	-	-9.84		-9.95	-	-9.84	5.00	
Band	Freq. (MHz)	Ch.	Measured PSD (dB m)			Duty Cycle Correction Factor (dB)	Final PSD (dB m)			Worst Antenna Gain (dB i)	Limit (dB m/500 kHz)
			RU Index				RU Index				
			Low	Middle	High		Low	Middle	High		
U-NII 3	5 775	155	-10.28	-	-13.96	-	-10.28	-	-13.96	5.00	30

Test mode: 11ax_HE80_996T

Band	Freq. (MHz)	Ch.	Measured PSD (dB m)			Duty Cycle Correction Factor (dB)	Final PSD (dB m)			Worst Antenna Gain (dB i)	Limit (dB m/1 MHz)
			RU Index				RU Index				
			Low	Middle	High		Low	Middle	High		
U-NII 1	5 210	42	-	-16.52	-	-	-	-16.52	-	5.00	11
U-NII 2A	5 290	58	-	-18.25	-		-	-18.25	-	5.00	
U-NII 2C	5 530	106	-	-13.12	-		-	-13.12	-	5.00	
Band	Freq. (MHz)	Ch.	Measured PSD (dB m)			Duty Cycle Correction Factor (dB)	Final PSD (dB m)			Worst Antenna Gain (dB i)	Limit (dB m/500 kHz)
			RU Index				RU Index				
			Low	Middle	High		Low	Middle	High		
U-NII 3	5 775	155	-	-13.33	-	-	-	-13.33	-	5.00	30

Test mode: 11ax_HE80_SU

Band	Freq. (MHz)	Ch.	Measured PSD (dB m)			Duty Cycle Correction Factor (dB)	Final PSD (dB m)			Worst Antenna Gain (dB i)	Limit (dB m/1 MHz)
			RU Index				RU Index				
			Low	Middle	High		Low	Middle	High		
U-NII 1	5 210	42	-	-14.48	-	-	-14.48	-	5.00	11	
U-NII 2A	5 290	58	-	-16.23	-	-	-16.23	-			
U-NII 2C	5 530	106	-	-11.13	-	-	-11.13	-			
Band	Freq. (MHz)	Ch.	Measured PSD (dB m)			Duty Cycle Correction Factor (dB)	Final PSD (dB m)			Worst Antenna Gain (dB i)	Limit (dB m/500 kHz)
			RU Index				RU Index				
Low	Middle	High	Low	Middle	High						
U-NII 3	5 775	155	-	-14.22	-	-	-	-14.22	-	5.00	30

Remark;

- Final PSD (dB m) = Measured PSD (dB m) + Duty Cycle Correction Factor (dB)

Band-crossing channels

Mode	Band	Frequency (MHz)	Ch.	Tones	Measured PSD (dB m)	Duty Cycle Correction Factor (dB)	Final PSD (dB m)	Worst Antenna Gain (dB i)	Limit (dB m/1 MHz or dB m/500 kHz)
11ax_HE20	U-NII 2C	5 720	144	SU	-5.97	-	-5.97	5.00	11
	U-NII 3				-11.80		-11.80	5.00	30
11ax_HE40	U-NII 2C	5 710	142	SU	-8.52	-	-8.52	5.00	11
	U-NII 3				-14.67		-14.67	5.00	30
11ax_HE80	U-NII 2C	5 690	138	SU	-8.83	-	-8.83	5.00	11
	U-NII 3				-16.23		-16.23	5.00	30

Remark;

- Final PSD (dB m) = Measured PSD (dB m) + Duty Cycle Correction Factor (dB)

- MIMO(CDD)

Test mode: 11ax_HE20_26T

Band	Freq. (MHz)	Ch.	Measured PSD (dB m)								
			RU Index						High		
			Low		Middle		High		Port 1	Port 2	MIMO
			Port 1	Port 2	MIMO	Port 1	Port 2	MIMO	Port 1	Port 2	MIMO
U-NII 1	5 180	36	-5.76	-2.29	-0.68	-7.62	-3.58	-2.14	-6.27	-1.63	-0.35
	5 220	44	-9.38	-6.81	-4.90	-11.09	-7.55	-5.96	-9.76	-5.92	-4.42
	5 240	48	-8.96	-6.29	-4.41	-10.98	-7.78	-6.08	-9.45	-6.52	-4.73
U-NII 2A	5 260	52	-8.06	-7.30	-4.65	-10.11	-8.04	-5.94	-8.91	-6.85	-4.75
	5 300	60	-8.16	-7.64	-4.88	-10.28	-8.42	-6.24	-8.92	-7.00	-4.84
	5 320	64	-8.49	-7.87	-5.16	-10.20	-8.65	-6.35	-9.03	-7.55	-5.22
U-NII 2C	5 500	100	-4.37	-3.83	-1.08	-6.31	-4.80	-2.48	-5.51	-2.91	-1.01
	5 580	116	-4.52	-3.08	-0.73	-6.00	-4.35	-2.09	-5.16	-2.40	-0.55
	5 700	140	-5.50	-0.76	0.50	-7.39	-2.25	-1.09	-7.18	-0.22	0.58
U-NII 3	5 745	149	-5.69	-3.04	-1.16	-6.59	-3.15	-1.53	-6.92	-2.47	-1.14
	5 785	157	-5.01	-3.81	-1.36	-5.98	-4.59	-2.22	-6.05	-4.20	-2.02
	5 825	165	-6.09	-1.61	-0.29	-11.89	-8.46	-6.83	-23.50	-17.09	-16.20
Band	Freq. (MHz)	Ch.	MIMO PSD (dB m)			Duty Cycle Correction Factor (dB)	MIMO Final PSD (dB m)			Directional Antenna Gain (dB i)	Limit (dB m/1 MHz)
			RU Index				RU Index				
			Low	Middle	High		Low	Middle	High		
U-NII 1	5 180	36	-0.68	-2.14	-0.35	-	-0.68	-2.14	-0.35	9.46	7.54
	5 220	44	-4.90	-5.96	-4.42		-4.90	-5.96	-4.42		
	5 240	48	-4.41	-6.08	-4.73		-4.41	-6.08	-4.73		
U-NII 2A	5 260	52	-4.65	-5.94	-4.75	-	-4.65	-5.94	-4.75	8.80	8.20
	5 300	60	-4.88	-6.24	-4.84		-4.88	-6.24	-4.84		
	5 320	64	-5.16	-6.35	-5.22		-5.16	-6.35	-5.22		
U-NII 2C	5 500	100	-1.08	-2.48	-1.01	-	-1.08	-2.48	-1.01	9.08	7.92
	5 580	116	-0.73	-2.09	-0.55		-0.73	-2.09	-0.55		
	5 700	140	0.50	-1.09	0.58		0.50	-1.09	0.58		
Band	Freq. (MHz)	Ch.	Measured PSD (dB m)			Duty Cycle Correction Factor (dB)	Final PSD (dB m)			Directional Antenna Gain (dB i)	Limit (dB m/500 kHz)
			RU Index				RU Index				
			Low	Middle	High		Low	Middle	High		
U-NII 3	5 745	149	-1.16	-1.53	-1.14	-	-1.16	-1.53	-1.14	8.35	27.65
	5 785	157	-1.36	-2.22	-2.02		-1.36	-2.22	-2.02		
	5 825	165	-0.29	-6.83	-16.20		-0.29	-6.83	-16.20		

Test mode: 11ax_HE20_52T

Band	Freq. (MHz)	Ch.	Measured PSD (dB m)								
			RU Index								
			Low			Middle			High		
Port 1	Port 2	MIMO	Port 1	Port 2	MIMO	Port 1	Port 2	MIMO	Port 1	Port 2	MIMO
U-NII 1	5 180	36	-8.32	-5.69	-3.80	-8.69	-5.06	-3.50	-9.02	-5.32	-3.78
	5 220	44	-9.07	-6.76	-4.75	-8.97	-6.37	-4.47	-9.38	-6.20	-4.49
	5 240	48	-9.33	-7.75	-5.46	-9.22	-6.78	-4.82	-9.54	-6.77	-4.93
U-NII 2A	5 260	52	-8.94	-8.39	-5.65	-9.10	-7.55	-5.25	-9.41	-7.65	-5.43
	5 300	60	-8.90	-9.00	-5.94	-9.64	-8.21	-5.86	-9.77	-7.96	-5.76
	5 320	64	-9.13	-9.08	-6.09	-9.38	-8.07	-5.67	-9.72	-8.57	-6.10
U-NII 2C	5 500	100	-5.80	-5.61	-2.69	-6.71	-4.96	-2.74	-6.93	-4.68	-2.65
	5 580	116	-6.18	-4.53	-2.27	-6.64	-3.86	-2.02	-6.46	-3.91	-1.99
	5 700	140	-7.23	-2.46	-1.21	-9.43	-1.78	-1.09	-9.43	-1.73	-1.05
U-NII 3	5 745	149	-8.72	-6.05	-4.17	-10.26	-5.07	-3.92	-10.18	-5.21	-4.01
	5 785	157	-8.39	-7.65	-4.99	-9.38	-7.14	-5.11	-9.30	-7.53	-5.32
	5 825	165	-8.83	-5.09	-3.56	-11.66	-6.40	-5.27	-22.93	-15.42	-14.71
Band	Freq. (MHz)	Ch.	MIMO PSD (dB m)			Duty Cycle Correction Factor (dB)	MIMO Final PSD (dB m)			Directional Antenna Gain (dB i)	Limit (dB m/1 MHz)
			RU Index				RU Index				
			Low	Middle	High		Low	Middle	High		
U-NII 1	5 180	36	-3.80	-3.50	-3.78	-	-3.80	-3.50	-3.78	9.46	7.54
	5 220	44	-4.75	-4.47	-4.49		-4.75	-4.47	-4.49		
	5 240	48	-5.46	-4.82	-4.93		-5.46	-4.82	-4.93		
U-NII 2A	5 260	52	-5.65	-5.25	-5.43	-	-5.65	-5.25	-5.43	8.80	8.20
	5 300	60	-5.94	-5.86	-5.76		-5.94	-5.86	-5.76		
	5 320	64	-6.09	-5.67	-6.10		-6.09	-5.67	-6.10		
U-NII 2C	5 500	100	-2.69	-2.74	-2.65	-	-2.69	-2.74	-2.65	9.08	7.92
	5 580	116	-2.27	-2.02	-1.99		-2.27	-2.02	-1.99		
	5 700	140	-1.21	-1.09	-1.05		-1.21	-1.09	-1.05		
Band	Freq. (MHz)	Ch.	Measured PSD (dB m)			Duty Cycle Correction Factor (dB)	Final PSD (dB m)			Directional Antenna Gain (dB i)	Limit (dB m/500 kHz)
			RU Index				RU Index				
			Low	Middle	High		Low	Middle	High		
U-NII 3	5 745	149	-4.17	-3.92	-4.01	-	-4.17	-3.92	-4.01	8.35	27.65
	5 785	157	-4.99	-5.11	-5.32		-4.99	-5.11	-5.32		
	5 825	165	-3.56	-5.27	-14.71		-3.56	-5.27	-14.71		

Test mode: 11ax_HE20_106T

Band	Freq. (MHz)	Ch.	Measured PSD (dB m)								
			RU Index								
			Low			Middle			High		
Port 1	Port 2	MIMO	Port 1	Port 2	MIMO	Port 1	Port 2	MIMO			
U-NII 1	5 180	36	-14.08	-10.53	-8.94	-	-	-	-14.28	-10.55	-9.02
	5 220	44	-11.89	-9.19	-7.32	-	-	-	-12.00	-9.11	-7.31
	5 240	48	-12.05	-9.89	-7.83	-	-	-	-12.41	-9.73	-7.86
U-NII 2A	5 260	52	-12.05	-10.54	-8.22	-	-	-	-12.05	-10.63	-8.27
	5 300	60	-12.29	-10.93	-8.55	-	-	-	-12.53	-10.86	-8.60
	5 320	64	-12.22	-11.36	-8.76	-	-	-	-12.59	-11.29	-8.88
U-NII 2C	5 500	100	-8.81	-7.86	-5.30	-	-	-	-8.96	-7.64	-5.24
	5 580	116	-8.88	-6.76	-4.68	-	-	-	-9.55	-6.59	-4.81
	5 700	140	-9.98	-4.76	-3.62	-	-	-	-10.98	-4.68	-3.77
U-NII 3	5 745	149	-11.94	-8.12	-6.61	-	-	-	-12.47	-8.18	-6.81
	5 785	157	-11.31	-9.97	-7.58	-	-	-	-12.01	-10.38	-8.11
	5 825	165	-11.69	-7.80	-6.31	-	-	-	-19.72	-15.86	-14.36
Band	Freq. (MHz)	Ch.	MIMO PSD (dB m)			Duty Cycle Correction Factor (dB)	MIMO Final PSD (dB m)			Directional Antenna Gain (dB i)	Limit (dB m/1 MHz)
			RU Index				RU Index				
			Low	Middle	High		Low	Middle	High		
U-NII 1	5 180	36	-8.94	-	-9.02	-	-8.94	-	-9.02	9.46	7.54
	5 220	44	-7.32	-	-7.31		-7.32	-	-7.31		
	5 240	48	-7.83	-	-7.86		-7.83	-	-7.86		
U-NII 2A	5 260	52	-8.22	-	-8.27	-	-8.22	-	-8.27	8.80	8.20
	5 300	60	-8.55	-	-8.60		-8.55	-	-8.60		
	5 320	64	-8.76	-	-8.88		-8.76	-	-8.88		
U-NII 2C	5 500	100	-5.30	-	-5.24	-	-5.30	-	-5.24	9.08	7.92
	5 580	116	-4.68	-	-4.81		-4.68	-	-4.81		
	5 700	140	-3.62	-	-3.77		-3.62	-	-3.77		
Band	Freq. (MHz)	Ch.	Measured PSD (dB m)			Duty Cycle Correction Factor (dB)	Final PSD (dB m)			Directional Antenna Gain (dB i)	Limit (dB m/500 kHz)
			RU Index				RU Index				
			Low	Middle	High		Low	Middle	High		
U-NII 3	5 745	149	-6.61	-	-6.81	-	-6.61	-	-6.81	8.35	27.65
	5 785	157	-7.58	-	-8.11		-7.58	-	-8.11		
	5 825	165	-6.31	-	-14.36		-6.31	-	-14.36		

Test mode: 11ax_HE20_242T

Band	Freq. (MHz)	Ch.	Measured PSD (dB m)								
			RU Index								
			Low			Middle			High		
Port 1	Port 2	MIMO	Port 1	Port 2	MIMO	Port 1	Port 2	MIMO			
U-NII 1	5 180	36	-	-	-	-14.39	-10.65	-9.12	-	-	-
	5 220	44	-	-	-	-14.64	-12.14	-10.20	-	-	-
	5 240	48	-	-	-	-14.82	-13.03	-10.82	-	-	-
U-NII 2A	5 260	52	-	-	-	-14.36	-13.57	-10.94	-	-	-
	5 300	60	-	-	-	-14.67	-14.21	-11.42	-	-	-
	5 320	64	-	-	-	-15.07	-14.43	-11.73	-	-	-
U-NII 2C	5 500	100	-	-	-	-11.47	-10.48	-7.94	-	-	-
	5 580	116	-	-	-	-12.21	-9.56	-7.68	-	-	-
	5 700	140	-	-	-	-13.05	-7.51	-6.44	-	-	-
U-NII 3	5 745	149	-	-	-	-14.93	-10.53	-9.18	-	-	-
	5 785	157	-	-	-	-14.83	-12.94	-10.77	-	-	-
	5 825	165	-	-	-	-14.23	-10.29	-8.82	-	-	-
Band	Freq. (MHz)	Ch.	MIMO PSD (dB m)			Duty Cycle Correction Factor (dB)	MIMO Final PSD (dB m)			Directional Antenna Gain (dB i)	Limit (dB m/1 MHz)
			RU Index				RU Index				
			Low	Middle	High		Low	Middle	High		
U-NII 1	5 180	36	-	-9.12	-	-	-	-9.12	-	9.46	7.54
	5 220	44	-	-10.20	-		-	-10.20	-		
	5 240	48	-	-10.82	-		-	-10.82	-		
U-NII 2A	5 260	52	-	-10.94	-	-	-	-10.94	-	8.80	8.20
	5 300	60	-	-11.42	-		-	-11.42	-		
	5 320	64	-	-11.73	-		-	-11.73	-		
U-NII 2C	5 500	100	-	-7.94	-	-	-	-7.94	-	9.08	7.92
	5 580	116	-	-7.68	-		-	-7.68	-		
	5 700	140	-	-6.44	-		-	-6.44	-		
Band	Freq. (MHz)	Ch.	Measured PSD (dB m)			Duty Cycle Correction Factor (dB)	Final PSD (dB m)			Directional Antenna Gain (dB i)	Limit (dB m/500 kHz)
			RU Index				RU Index				
			Low	Middle	High		Low	Middle	High		
U-NII 3	5 745	149	-	-9.18	-	-	-	-9.18	-	8.35	27.65
	5 785	157	-	-10.77	-		-	-10.77	-		
	5 825	165	-	-8.82	-		-	-8.82	-		

Test mode: 11ax_HE20_SU

Band	Freq. (MHz)	Ch.	Measured PSD (dB m)								
			RU Index								
			Low			Middle			High		
Port 1	Port 2	MIMO	Port 1	Port 2	MIMO	Port 1	Port 2	MIMO			
U-NII 1	5 180	36	-	-	-	-13.29	-9.23	-7.79	-	-	-
	5 220	44	-	-	-	-13.46	-10.33	-8.61	-	-	-
	5 240	48	-	-	-	-13.38	-11.17	-9.13	-	-	-
U-NII 2A	5 260	52	-	-	-	-13.34	-11.78	-9.48	-	-	-
	5 300	60	-	-	-	-12.81	-11.14	-8.88	-	-	-
	5 320	64	-	-	-	-13.47	-12.29	-9.83	-	-	-
U-NII 2C	5 500	100	-	-	-	-9.86	-8.94	-6.37	-	-	-
	5 580	116	-	-	-	-9.92	-8.67	-6.24	-	-	-
	5 700	140	-	-	-	-11.94	-7.04	-5.82	-	-	-
U-NII 3	5 745	149	-	-	-	-13.36	-8.99	-7.64	-	-	-
	5 785	157	-	-	-	-12.93	-11.05	-8.88	-	-	-
	5 825	165	-	-	-	-13.33	-8.36	-7.16	-	-	-
Band	Freq. (MHz)	Ch.	MIMO PSD (dB m)			Duty Cycle Correction Factor (dB)	MIMO Final PSD (dB m)			Directional Antenna Gain (dB i)	Limit (dB m/1 MHz)
			RU Index				RU Index				
			Low	Middle	High		Low	Middle	High		
U-NII 1	5 180	36	-	-7.79	-	-	-7.79	-	9.46	7.54	
	5 220	44	-	-8.61	-	-	-8.61	-			
	5 240	48	-	-9.13	-	-	-9.13	-			
U-NII 2A	5 260	52	-	-9.48	-	-	-9.48	-	8.80	8.20	
	5 300	60	-	-8.88	-	-	-8.88	-			
	5 320	64	-	-9.83	-	-	-9.83	-			
U-NII 2C	5 500	100	-	-6.37	-	-	-6.37	-	9.08	7.92	
	5 580	116	-	-6.24	-	-	-6.24	-			
	5 700	140	-	-5.82	-	-	-5.82	-			
Band	Freq. (MHz)	Ch.	Measured PSD (dB m)			Duty Cycle Correction Factor (dB)	Final PSD (dB m)			Directional Antenna Gain (dB i)	Limit (dB m/500 kHz)
			RU Index				RU Index				
			Low	Middle	High		Low	Middle	High		
U-NII 3	5 745	149	-	-7.64	-	-	-7.64	-	8.35	27.65	
	5 785	157	-	-8.88	-	-	-8.88	-			
	5 825	165	-	-7.16	-	-	-7.16	-			

Remark;

1. According to KDB 662911, power spectral density of each port and antenna gain was combined by using below calculation.

- PSD: $10 \log \{10^{(Port 1 PSD / 10)} + 10^{(Port 2 PSD / 10)}\}$

- Unequal antenna gains, with equal transmit powers. For antenna gains given by G_1, G_2, \dots, G_N dB i

(i) If transmit signals are correlated, then

Directional gain = $10 \log \left[\frac{10^{G_1/20} + 10^{G_2/20} + \dots + 10^{G_N/20}}{N_{ANT}} \right]^2$ dB i [Note the "20"s in the denominator of each exponent and the square of the sum of terms; the object is to combine the signal levels coherently.]

2. Final PSD (dB m) = PSD (dB m) + Duty Cycle Correction Factor (dB)

3. PSD limit is reduced in accordance with Part 15.407 and RSS-247 Issue 3 due to directional gain exceeding 6 dB i.

Test mode: 11ax_HE40_26T

Band	Freq. (MHz)	Ch.	Measured PSD (dB m)								
			RU Index								
			Low			Middle			High		
Port 1	Port 2	MIMO	Port 1	Port 2	MIMO	Port 1	Port 2	MIMO	Port 1	Port 2	MIMO
U-NII 1	5 190	38	-5.98	-2.70	-1.03	-6.82	-3.34	-1.73	-7.09	-2.17	-0.96
	5 230	46	-8.49	-6.32	-4.26	-9.36	-6.45	-4.66	-9.42	-6.03	-4.39
U-NII 2A	5 270	54	-8.94	-7.50	-5.15	-9.37	-7.96	-5.60	-9.70	-6.92	-5.08
	5 310	62	-8.82	-7.57	-5.14	-9.14	-8.14	-5.60	-9.26	-7.54	-5.31
U-NII 2C	5 510	102	-4.75	-4.08	-1.39	-5.45	-3.90	-1.60	-6.53	-3.38	-1.67
	5 550	110	-4.02	-2.73	-0.32	-5.04	-3.65	-1.28	-5.89	-2.75	-1.03
	5 670	134	-6.27	-0.84	0.25	-6.43	-1.10	0.02	-7.74	-0.13	0.56
U-NII 3	5 755	151	-4.44	-1.50	0.28	-5.08	-2.91	-0.85	-5.96	-2.81	-1.10
	5 795	159	-4.73	-2.08	-0.20	-5.49	-3.19	-1.18	-7.97	-4.08	-2.59

Band	Freq. (MHz)	Ch.	MIMO PSD (dB m)			Duty Cycle Correction Factor (dB)	MIMO Final PSD (dB m)			Directional Antenna Gain (dB i)	Limit (dB m/1 MHz)
			RU Index				RU Index				
			Low	Middle	High		Low	Middle	High		
U-NII 1	5 190	38	-1.03	-1.73	-0.96	-	-1.03	-1.73	-0.96	9.46	7.54
	5 230	46	-4.26	-4.66	-4.39		-4.26	-4.66	-4.39		
U-NII 2A	5 270	54	-5.15	-5.60	-5.08		-5.15	-5.60	-5.08	8.80	8.20
	5 310	62	-5.14	-5.60	-5.31		-5.14	-5.60	-5.31		
U-NII 2C	5 510	102	-1.39	-1.60	-1.67		-1.39	-1.60	-1.67	9.08	7.92
	5 550	110	-0.32	-1.28	-1.03		-0.32	-1.28	-1.03		
	5 670	134	0.25	0.02	0.56	0.25	0.02	0.56			

Band	Freq. (MHz)	Ch.	Measured PSD (dB m)			Duty Cycle Correction Factor (dB)	Final PSD (dB m)			Directional Antenna Gain (dB i)	Limit (dB m/500 kHz)
			RU Index				RU Index				
			Low	Middle	High		Low	Middle	High		
U-NII 3	5 755	151	0.28	-0.85	-1.10	-	0.28	-0.85	-1.10	8.35	27.65
	5 795	159	-0.20	-1.18	-2.59		-0.20	-1.18	-2.59		

Test mode: 11ax_HE40_52T

Band	Freq. (MHz)	Ch.	Measured PSD (dB m)								
			RU Index								
			Low			Middle			High		
Port 1	Port 2	MIMO	Port 1	Port 2	MIMO	Port 1	Port 2	MIMO			
U-NII 1	5 190	38	-8.95	-6.62	-4.62	-8.73	-6.11	-4.22	-8.57	-5.39	-3.68
	5 230	46	-8.56	-7.19	-4.81	-9.15	-6.98	-4.92	-9.20	-6.44	-4.59
U-NII 2A	5 270	54	-8.43	-8.27	-5.34	-9.29	-9.18	-6.22	-9.74	-7.54	-5.49
	5 310	62	-8.81	-8.50	-5.64	-9.65	-9.19	-6.40	-9.81	-8.47	-6.08
U-NII 2C	5 510	102	-5.78	-5.43	-2.59	-6.41	-5.81	-3.09	-7.09	-4.79	-2.78
	5 550	110	-5.29	-4.67	-1.96	-5.51	-5.20	-2.34	-6.48	-4.11	-2.12
	5 670	134	-7.17	-1.84	-0.72	-7.57	-1.82	-0.80	-9.46	-1.10	-0.51
U-NII 3	5 755	151	-7.65	-4.85	-3.02	-8.35	-5.84	-3.91	-8.72	-6.17	-4.25
	5 795	159	-7.83	-4.75	-3.01	-8.52	-6.22	-4.21	-10.95	-6.29	-5.01

Band	Freq. (MHz)	Ch.	MIMO PSD (dB m)			Duty Cycle Correction Factor (dB)	MIMO Final PSD (dB m)			Directional Antenna Gain (dB i)	Limit (dB m/1 MHz)
			RU Index				RU Index				
			Low	Middle	High		Low	Middle	High		
U-NII 1	5 190	38	-4.62	-4.22	-3.68	-	-4.62	-4.22	-3.68	9.46	7.54
	5 230	46	-4.81	-4.92	-4.59		-4.81	-4.92	-4.59		
U-NII 2A	5 270	54	-5.34	-6.22	-5.49		-5.34	-6.22	-5.49	8.80	8.20
	5 310	62	-5.64	-6.40	-6.08		-5.64	-6.40	-6.08		
U-NII 2C	5 510	102	-2.59	-3.09	-2.78		-2.59	-3.09	-2.78	9.08	7.92
	5 550	110	-1.96	-2.34	-2.12		-1.96	-2.34	-2.12		
	5 670	134	-0.72	-0.80	-0.51	-0.72	-0.80	-0.51			

Band	Freq. (MHz)	Ch.	Measured PSD (dB m)			Duty Cycle Correction Factor (dB)	Final PSD (dB m)			Directional Antenna Gain (dB i)	Limit (dB m/500 kHz)
			RU Index				RU Index				
			Low	Middle	High		Low	Middle	High		
U-NII 3	5 755	151	-3.02	-3.91	-4.25	-	-3.02	-3.91	-4.25	8.35	27.65
	5 795	159	-3.01	-4.21	-5.01		-3.01	-4.21	-5.01		

Test mode: 11ax_HE40_106T

Band	Freq. (MHz)	Ch.	Measured PSD (dB m)								
			RU Index								
			Low			Middle			High		
			Port 1	Port 2	MIMO	Port 1	Port 2	MIMO	Port 1	Port 2	MIMO
U-NII 1	5 190	38	-9.79	-6.90	-5.10	-10.25	-7.19	-5.45	-10.54	-7.32	-5.63
	5 230	46	-10.57	-8.08	-6.14	-11.02	-8.34	-6.47	-10.85	-8.55	-6.54
U-NII 2A	5 270	54	-10.61	-9.29	-6.89	-11.18	-9.80	-7.43	-11.18	-9.87	-7.47
	5 310	62	-10.99	-9.81	-7.35	-11.60	-10.32	-7.90	-11.67	-10.58	-8.08
U-NII 2C	5 510	102	-8.58	-7.57	-5.04	-9.02	-7.65	-5.27	-9.03	-7.86	-5.40
	5 550	110	-8.59	-6.83	-4.61	-8.71	-7.12	-4.83	-8.63	-7.15	-4.82
	5 670	134	-10.50	-4.24	-3.32	-11.07	-4.14	-3.34	-10.89	-4.21	-3.37
U-NII 3	5 755	151	-10.46	-6.56	-5.08	-11.37	-7.29	-5.86	-11.22	-8.46	-6.61
	5 795	159	-10.95	-6.99	-5.52	-11.21	-8.08	-6.36	-12.13	-9.14	-7.37

Band	Freq. (MHz)	Ch.	MIMO PSD (dB m)			Duty Cycle Correction Factor (dB)	MIMO Final PSD (dB m)			Directional Antenna Gain (dB i)	Limit (dB m/1 MHz)
			RU Index				RU Index				
			Low	Middle	High		Low	Middle	High		
U-NII 1	5 190	38	-5.10	-5.45	-5.63	-	-5.10	-5.45	-5.63	9.46	7.54
	5 230	46	-6.14	-6.47	-6.54		-6.14	-6.47	-6.54		
U-NII 2A	5 270	54	-6.89	-7.43	-7.47		-6.89	-7.43	-7.47	8.80	8.20
	5 310	62	-7.35	-7.90	-8.08		-7.35	-7.90	-8.08		
U-NII 2C	5 510	102	-5.04	-5.27	-5.40		-5.04	-5.27	-5.40	9.08	7.92
	5 550	110	-4.61	-4.83	-4.82		-4.61	-4.83	-4.82		
	5 670	134	-3.32	-3.34	-3.37	-3.32	-3.34	-3.37			

Band	Freq. (MHz)	Ch.	Measured PSD (dB m)			Duty Cycle Correction Factor (dB)	Final PSD (dB m)			Directional Antenna Gain (dB i)	Limit (dB m/500 kHz)
			RU Index				RU Index				
			Low	Middle	High		Low	Middle	High		
U-NII 3	5 755	151	-5.08	-5.86	-6.61	-	-5.08	-5.86	-6.61	8.35	27.65
	5 795	159	-5.52	-6.36	-7.37		-5.52	-6.36	-7.37		

Test mode: 11ax_HE40_242T

Band	Freq. (MHz)	Ch.	Measured PSD (dB m)								
			RU Index								
			Low			Middle			High		
Port 1	Port 2	MIMO	Port 1	Port 2	MIMO	Port 1	Port 2	MIMO			
U-NII 1	5 190	38	-13.83	-10.73	-9.00	-	-	-	-14.10	-10.86	-9.17
	5 230	46	-14.38	-11.82	-9.90	-	-	-	-14.76	-11.87	-10.07
U-NII 2A	5 270	54	-14.46	-12.83	-10.56	-	-	-	-14.86	-13.62	-11.19
	5 310	62	-14.85	-13.77	-11.27	-	-	-	-15.28	-14.20	-11.70
U-NII 2C	5 510	102	-12.09	-11.32	-8.68	-	-	-	-12.61	-11.28	-8.88
	5 550	110	-11.81	-9.93	-7.76	-	-	-	-12.24	-10.56	-8.31
	5 670	134	-13.83	-7.69	-6.74	-	-	-	-14.23	-7.85	-6.95
U-NII 3	5 755	151	-14.03	-10.17	-8.67	-	-	-	-14.94	-11.78	-10.07
	5 795	159	-14.59	-10.48	-9.06	-	-	-	-15.24	-12.30	-10.52

Band	Freq. (MHz)	Ch.	MIMO PSD (dB m)			Duty Cycle Correction Factor (dB)	MIMO Final PSD (dB m)			Directional Antenna Gain (dB i)	Limit (dB m/1 MHz)
			RU Index				RU Index				
			Low	Middle	High		Low	Middle	High		
U-NII 1	5 190	38	-9.00	-	-9.17	-	-9.00	-	-9.17	9.46	7.54
	5 230	46	-9.90	-	-10.07		-9.90	-	-10.07		
U-NII 2A	5 270	54	-10.56	-	-11.19		-10.56	-	-11.19	8.80	8.20
	5 310	62	-11.27	-	-11.70		-11.27	-	-11.70		
U-NII 2C	5 510	102	-8.68	-	-8.88		-8.68	-	-8.88	9.08	7.92
	5 550	110	-7.76	-	-8.31		-7.76	-	-8.31		
	5 670	134	-6.74	-	-6.95	-6.74	-	-6.95			

Band	Freq. (MHz)	Ch.	Measured PSD (dB m)			Duty Cycle Correction Factor (dB)	Final PSD (dB m)			Directional Antenna Gain (dB i)	Limit (dB m/500 kHz)
			RU Index				RU Index				
			Low	Middle	High		Low	Middle	High		
U-NII 3	5 755	151	-8.67	-	-10.07	-	-8.67	-	-10.07	8.35	27.65
	5 795	159	-9.06	-	-10.52		-9.06	-	-10.52		

Test mode: 11ax_HE40_484T

Band	Freq. (MHz)	Ch.	Measured PSD (dB m)								
			RU Index								
			Low			Middle			High		
Port 1	Port 2	MIMO	Port 1	Port 2	MIMO	Port 1	Port 2	MIMO			
U-NII 1	5 190	38	-	-	-	-17.43	-14.33	-12.60	-	-	-
	5 230	46	-	-	-	-17.15	-14.68	-12.73	-	-	-
U-NII 2A	5 270	54	-	-	-	-17.05	-15.96	-13.46	-	-	-
	5 310	62	-	-	-	-17.00	-16.19	-13.57	-	-	-
U-NII 2C	5 510	102	-	-	-	-15.03	-14.14	-11.55	-	-	-
	5 550	110	-	-	-	-14.51	-12.82	-10.57	-	-	-
	5 670	134	-	-	-	-16.48	-10.24	-9.31	-	-	-
U-NII 3	5 755	151	-	-	-	-16.93	-13.51	-11.88	-	-	-
	5 795	159	-	-	-	-17.25	-13.80	-12.18	-	-	-

Band	Freq. (MHz)	Ch.	MIMO PSD (dB m)			Duty Cycle Correction Factor (dB)	MIMO Final PSD (dB m)			Directional Antenna Gain (dB i)	Limit (dB m/1 MHz)
			RU Index				RU Index				
			Low	Middle	High		Low	Middle	High		
U-NII 1	5 190	38	-	-12.60	-	-	-12.60	-	9.46	7.54	
	5 230	46	-	-12.73	-	-	-12.73	-			
U-NII 2A	5 270	54	-	-13.46	-	-	-13.46	-	8.80	8.20	
	5 310	62	-	-13.57	-	-	-13.57	-			
U-NII 2C	5 510	102	-	-11.55	-	-	-11.55	-	9.08	7.92	
	5 550	110	-	-10.57	-	-	-10.57	-			
	5 670	134	-	-9.31	-	-	-9.31	-			

Band	Freq. (MHz)	Ch.	Measured PSD (dB m)			Duty Cycle Correction Factor (dB)	Final PSD (dB m)			Directional Antenna Gain (dB i)	Limit (dB m/500 kHz)
			RU Index				RU Index				
			Low	Middle	High		Low	Middle	High		
U-NII 3	5 755	151		-11.88		-	-11.88		8.35	27.65	
	5 795	159		-12.18		-	-12.18				

Test mode: 11ax_HE40_SU

Band	Freq. (MHz)	Ch.	Measured PSD (dB m)								
			RU Index								
			Low			Middle			High		
Port 1	Port 2	MIMO	Port 1	Port 2	MIMO	Port 1	Port 2	MIMO			
U-NII 1	5 190	38	-	-	-	-15.44	-10.97	-9.64	-	-	-
	5 230	46	-	-	-	-14.52	-11.07	-9.45	-	-	-
U-NII 2A	5 270	54	-	-	-	-15.81	-13.19	-11.30	-	-	-
	5 310	62	-	-	-	-15.56	-13.48	-11.39	-	-	-
U-NII 2C	5 510	102	-	-	-	-12.86	-11.31	-9.01	-	-	-
	5 550	110	-	-	-	-12.00	-10.63	-8.25	-	-	-
	5 670	134	-	-	-	-14.12	-8.13	-7.15	-	-	-
U-NII 3	5 755	151	-	-	-	-14.33	-10.79	-9.20	-	-	-
	5 795	159	-	-	-	-13.84	-10.41	-8.78	-	-	-

Band	Freq. (MHz)	Ch.	MIMO PSD (dB m)			Duty Cycle Correction Factor (dB)	MIMO Final PSD (dB m)			Directional Antenna Gain (dB i)	Limit (dB m/1 MHz)
			RU Index				RU Index				
			Low	Middle	High		Low	Middle	High		
U-NII 1	5 190	38	-	-9.64	-	-	-9.64	-	9.46	7.54	
	5 230	46	-	-9.45	-	-	-9.45	-			
U-NII 2A	5 270	54	-	-11.30	-	-	-11.30	-	8.80	8.20	
	5 310	62	-	-11.39	-	-	-11.39	-			
U-NII 2C	5 510	102	-	-9.01	-	-	-9.01	-	9.08	7.92	
	5 550	110	-	-8.25	-	-	-8.25	-			
	5 670	134	-	-7.15	-	-	-7.15	-			

Band	Freq. (MHz)	Ch.	Measured PSD (dB m)			Duty Cycle Correction Factor (dB)	Final PSD (dB m)			Directional Antenna Gain (dB i)	Limit (dB m/500 kHz)
			RU Index				RU Index				
			Low	Middle	High		Low	Middle	High		
U-NII 3	5 755	151		-9.20		-	-9.20		8.35	27.65	
	5 795	159		-8.78		-	-8.78				

Remark;

1. According to KDB 662911, power spectral density of each port and antenna gain was combined by using below calculation.

- PSD: $10 \log \{10^{(\text{Port 1 PSD} / 10)} + 10^{(\text{Port 2 PSD} / 10)}\}$

- Unequal antenna gains, with equal transmit powers. For antenna gains given by G_1, G_2, \dots, G_N dB i

(i) If transmit signals are correlated, then

Directional gain = $10 \log[(10^{G_1/20} + 10^{G_2/20} + \dots + 10^{G_N/20})^2 / N_{\text{ANT}}]$ dB i [Note the "20"s in the denominator of each exponent and the square of the sum of terms; the object is to combine the signal levels coherently.]

2. Final PSD (dB m) = PSD (dB m) + Duty Cycle Correction Factor (dB)
3. PSD limit is reduced in accordance with Part 15.407 and RSS-247 Issue 3 due to directional gain exceeding 6 dB i.