



**APPENDIX B**  
**: TEST SET UP PHOTOGRAPHS**




The **Conducted Test Picture** and **Radiated Test Picture** show the worst-case configuration and cable placement.

■ **Conducted Test Picture (Front)**




■ **Conducted Test Picture (Rear)**






■ Radiated Test Picture (Front): Below 1 GHz



■ Radiated Test Picture (Rear): Below 1 GHz




**EUT Type: DLP PROJECTOR**


**FCC ID.: BEJPB63UJE**



■ Radiated Test Picture (Front): Above 1 GHz



■ Radiated Test Picture (Rear): Above 1 GHz



**EUT Type: DLP PROJECTOR**

**FCC ID.: BEJPB63UJE**