



FCC RADIO TEST REPORT

FCC ID : BEJNT-15U50T
Equipment : Notebook Computer
Brand Name : LG
Model Name : 15U50T,15UD50T,15UG50T,15UB50T,15UT50T>(* can be 0 to 9 or A to Z or blank denoting buyer request)
Applicant : LG Electronics USA, Inc.
111 Sylvan Avenue North Building Englewood Cliffs,
NJ 07632 United States
Manufacturer : LG ELECTRONICS INC.
Standard : FCC Part 15 Subpart E §15.407

The product was received on Aug. 05, 2024 and testing was performed from Aug. 12, 2024 to Aug. 31, 2024. We, Sporton International Inc. Wensan Laboratory, would like to declare that the tested sample has been evaluated in accordance with the test procedures and has been in compliance with the applicable technical standards.

The test results in this report apply exclusively to the tested model / sample. Without written approval from Sporton International Inc. Wensan Laboratory, the test report shall not be reproduced except in full.

Approved by: Louis Wu

Sporton International Inc. Wensan Laboratory

No.58, Aly. 75, Ln. 564, Wenhua 3rd, Rd., Guishan Dist., Taoyuan City 333010, Taiwan (R.O.C.)



Table of Contents

History of this test report..... 3

Summary of Test Result..... 4

1 General Description 5

 1.1 Product Feature of Equipment Under Test..... 5

 1.2 Modification of EUT 7

 1.3 Testing Location 7

 1.4 Applicable Standards..... 7

2 Test Configuration of Equipment Under Test 8

 2.1 Carrier Frequency and Channel 8

 2.2 Test Mode 9

 2.3 Connection Diagram of Test System 10

 2.4 Support Unit used in test configuration and system 11

 2.5 EUT Operation Test Setup 11

 2.6 Measurement Results Explanation Example..... 11

3 Test Result 12

 3.1 6dB and 26dB and 99% Occupied Bandwidth Measurement 12

 3.2 Maximum Conducted Output Power Measurement 13

 3.3 Power Spectral Density Measurement 14

 3.4 Unwanted Emissions Measurement 16

 3.5 AC Conducted Emission Measurement..... 20

 3.6 Antenna Requirements 22

4 List of Measuring Equipment..... 23

5 Measurement Uncertainty 24

Appendix A. Conducted Test Results

Appendix B. AC Conducted Emission Test Result

Appendix C. Radiated Spurious Emission Test Data

Appendix D. Duty Cycle Plots

Appendix E. Setup Photographs



Summary of Test Result

Report Clause	Ref Std. Clause	Test Items	Result (PASS/FAIL)	Remark
3.1	15.403	6dB & 26dB Bandwidth	Pass	-
3.1	2.1049	99% Occupied Bandwidth	Pass	-
3.2	15.407(a)	Maximum Conducted Output Power	Pass	-
3.3	15.407(a)	Power Spectral Density	Pass	-
3.4	15.407(b)	Unwanted Emissions	Pass	8.58 dB under the limit at 718.70 MHz
3.5	15.207	AC Conducted Emission	Pass	9.01 dB under the limit at 27.84 MHz
3.6	15.203	Antenna Requirement	Pass	-

Conformity Assessment Condition:

1. The test results (PASS/FAIL) with all measurement uncertainty excluded are presented against the regulation limits or in accordance with the requirements stipulated by the applicant/manufacturer who shall bear all the risks of non-compliance that may potentially occur if measurement uncertainty is taken into account.
2. The measurement uncertainty please refer to each test result in the section "Measurement Uncertainty".

Disclaimer:

1. The product specifications of the EUT presented in the test report that may affect the test assessments are declared by the manufacturer who shall take full responsibility for the authenticity.
2. The purpose of different model name is for marketing segmentation.

Reviewed by: Sheng Kuo

Report Producer: Mila Chen



1 General Description

1.1 Product Feature of Equipment Under Test

Product Feature	
General Specs Bluetooth, Wi-Fi 2.4GHz 802.11b/g/n/ax, and Wi-Fi 5GHz 802.11a/n/ac/ax.	
Antenna Type WLAN: <Ant. 1>: PIFA Antenna <Ant. 2>: PIFA Antenna Bluetooth: PIFA Antenna	
Sample 1	EUT with High-Tek Electronics Co., Ltd Antenna
Sample 2	EUT with Pulse Antenna
Integrated WLAN module	Brand Name: Intel® Wi-Fi 6 AX203 Model Name: AX203NGW

Antenna Information (High-Tek Electronics Co., Ltd Antenna)		
5725 MHz ~ 5850 MHz	Peak Gain (dBi)	Ant. 1: 0.11 Ant. 2: 0.15

Antenna Information (Pulse Antenna)		
5725 MHz ~ 5850 MHz	Peak Gain (dBi)	Ant. 1: 1.51 Ant. 2: 1.53

Remark: The EUT's information above is declared by manufacturer. Please refer to Disclaimer in report summary.



1.1.1 Antenna Directional Gain

Follows FCC KDB 662911 D01 Multiple Transmitter Output v02r01 F)2)f)ii)

Directional gain = G_{ANT} + Array Gain, where Array Gain is as follows:

For power measurements on IEEE 802.11 devices,

Array Gain = 0 dB (i.e., no array gain) for $N_{ANT} \leq 4$.

G_{ANT} is set equal to the gain of the antenna having the highest gain.

For PSD measurements, the directional gain calculation.

$$DirectionalGain = 10 \cdot \log \left[\frac{\sum_{j=1}^{N_{SS}} \left\{ \sum_{k=1}^{N_{ANT}} g_{j,k} \right\}^2}{N_{ANT}} \right]$$

where

Each antenna is driven by no more than one spatial stream;

N_{SS} = the number of independent spatial streams of data;

N_{ANT} = the total number of antennas

$g_{j,k} = 10^{G_k/20}$ if the k th antenna is being fed by spatial stream j , or zero if it is not;
 G_k is the gain in dBi of the k th antenna.

As minimum $N_{SS}=1$ is supported by EUT, the formula can be simplified as:

Directional gain = $10 \cdot \log[(10^{G_1/20} + 10^{G_2/20} + \dots + 10^{G_N/20})^2 / N_{ANT}]$ dBi

Where G_1, G_2, \dots, G_N denote single antenna gain.

The directional gain "DG" is calculated as following table.

			DG for Power (dBi)	DG for PSD (dBi)	Power Limit Reduction (dB)	PSD Limit Reduction (dB)
Band IV	1.51	1.53	1.53	4.53	0.00	0.00

Calculation example:

If a device has two antenna, $G_{ANT1} = 1.51$ dBi; $G_{ANT2} = 1.53$ dBi

Directional gain of power measurement = $\max(1.51, 1.53) + 0 = 1.53$ dBi

Directional gain of PSD derived from formula which is

$$10 \times \log \left\{ \left[10^{(1.51 \text{ dBi} / 20)} + 10^{(1.53 \text{ dBi} / 20)} \right]^2 / 2 \right\}$$

= 4.53 dBi

Power and PSD limit reduction = Composite gain – 6dBi, (min = 0)

Remark: Ant. 1 means Chain B (Aux.) and Ant. 2 means Chain A (Main).



1.2 Modification of EUT

No modifications made to the EUT during the testing.

1.3 Testing Location

Test Site	Sporton International Inc. Wensan Laboratory
Test Site Location	No.58, Aly. 75, Ln. 564, Wenhua 3rd, Rd., Guishan Dist., Taoyuan City 333010, Taiwan (R.O.C.) TEL: +886-3-327-0868 FAX: +886-3-327-0855
Test Site No.	Sporton Site No. TH05-HY, CO07-HY, 03CH21-HY

Note: The test site complies with ANSI C63.4 2014 requirement.

FCC designation No.: TW3786

1.4 Applicable Standards

According to the specifications declared by the manufacturer, the EUT must comply with the requirements of the following standards:

- ♦ FCC Part 15 Subpart E
- ♦ FCC KDB 789033 D02 General UNII Test Procedures New Rules v02r01.
- ♦ FCC KDB 414788 D01 Radiated Test Site v01r01.
- ♦ FCC KDB 662911 D01 Multiple Transmitter Output v02r01.
- ♦ ANSI C63.10-2013

Remark:

1. All the test items were validated and recorded in accordance with the standards without any modification during the testing.
2. The TAF code is not including all the FCC KDB listed without accreditation.



2 Test Configuration of Equipment Under Test

- a. The EUT has been associated with peripherals and configuration operated in a manner tended to maximize its emission characteristics in a typical application. Frequency range investigated: conduction emission (150 kHz to 30 MHz), radiation emission (9 kHz to the 10th harmonic of the highest fundamental frequency or to 40 GHz, whichever is lower).

- b. AC power line Conducted Emission was tested under maximum output power.

2.1 Carrier Frequency and Channel

Frequency Band	Channel	Freq. (MHz)	Channel	Freq. (MHz)
5725-5850 MHz Band 4 (U-NII-3)	149	5745	157	5785
	151*	5755	159*	5795
	153	5765	161	5805
	155#	5775	165	5825

Note:

- 1. The above Frequency and Channel with "*" are 802.11n HT40 and 802.11ac VHT40 and 802.11ax HE40.
- 2. The above Frequency and Channel with "#" are 802.11ac VHT80 and 802.11ax HE80.



2.2 Test Mode

This device support 26/52/106/242/484/996-tone RU.

This report references the test results from module ID: PD9AX203NG module report.

Spot-check tests are based on the worst-case modulation and channel conditions for each frequency range, as detailed in the original module report., verify the results and record them in the report.

The final test modes include the worst data rates for each modulation shown in the table below.

Single Mode

Modulation	Data Rate
802.11a	6 Mbps
802.11ax HE20	MCS0
802.11ax HE40	MCS0
802.11ax HE80	MCS0

MIMO Mode

Modulation	Data Rate
802.11ax HE20	MCS0
802.11ax HE40	MCS0
802.11ax HE80	MCS0

Test Cases	
AC Conducted Emission	Mode 1 : WLAN (5GHz) Link + Bluetooth Link + Monitor + Hard Disk (USB Type A) + Hard Disk (USB Type C) + IPod + Earphone for Sample 1
Remark: For Radiated Test Cases, the tests were performed with Sample 2.	

<Ant. 1>

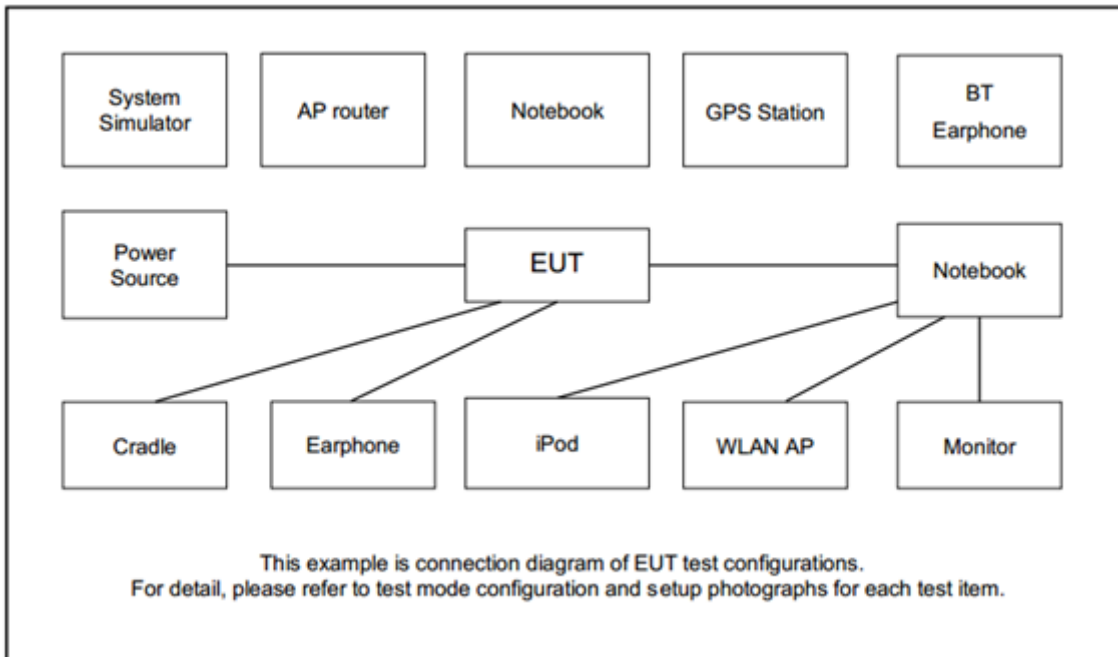
Ch. #		Band IV : 5725-5850 MHz			
		802.11a	802.11ax HE20	802.11ax HE40	802.11ax HE80
L	Low	149	149	151	-
M	Middle	157	157	-	155
H	High	165	165	159	-

MIMO<Ant. 1+2>

Ch. #		Band IV : 5725-5850 MHz		
		802.11ax HE20	802.11ax HE40	802.11ax HE80
L	Low	149	151	-
M	Middle	157	-	155
H	High	165	159	-

Remark: For radiation spurious emission, the modulation and the data rate picked for testing are determined by the Max. RF conducted power.

2.3 Connection Diagram of Test System





2.4 Support Unit used in test configuration and system

Item	Equipment	Brand Name	Model Name	FCC ID	Data Cable	Power Cord
1.	Bluetooth Earphone	Sony	SBH20	PY7-RD0010	N/A	N/A
2.	WLAN AP	ASUS	RT-AC52	MSQ-RTAC4A00	N/A	Unshielded,1.8m
3.	iPod Earphone	Apple	N/A	Verification	Unshielded, 1.0 m	N/A
4.	iPod	Apple	A1199	DoC	Shielded, 1.0m	N/A
5.	Earphone + Mic	Samsung	Ecouteur	N/A	Unshielded,1.8m	N/A
6.	USB HD	ADATA	HV620S-1T	FCC DoC	Shielded, 0.5m	N/A
7.	USB HD	Transend	TS1TS	FCC DoC	Shielded, 0.5m	N/A
8.	Monitor	AOC	U2879VF	FCC DoC	Shielded, 1m	N/A
9.	USB HD	ADATA	HV620S-1T	FCC DoC	Shielded, 1m	N/A
10.	USB HD	Transcend	TS1TSJ25A3W	FCC DoC	Shielded, 0.5m	N/A

2.5 EUT Operation Test Setup

The RF test items, utility “DRTU 06643.23.60.0” was installed in EUT which was programmed in order to make the EUT get into the engineering modes to provide channel selection, power level, data rate and the application type and for continuous transmitting signals.

2.6 Measurement Results Explanation Example

For all conducted test items:

The offset level is set in the spectrum analyzer to compensate the RF cable loss and attenuator factor between EUT conducted output port and spectrum analyzer. With the offset compensation, the spectrum analyzer reading level is exactly the EUT RF output level.

Example :

The spectrum analyzer offset is derived from RF cable loss and attenuator factor.

Offset = RF cable loss + attenuator factor.

Following shows an offset computation example with cable loss 4.2 dB and 10 dB attenuator.

$$\begin{aligned} \text{Offset(dB)} &= \text{RF cable loss(dB)} + \text{attenuator factor(dB)}. \\ &= 4.2 + 10 = 14.2 \text{ (dB)} \end{aligned}$$

3 Test Result

3.1 6dB and 26dB and 99% Occupied Bandwidth Measurement

3.1.1 Description of 6dB and 26dB and 99% Occupied Bandwidth

The minimum 6 dB bandwidth shall be at least 500 kHz.

26dB and 99% Occupied bandwidth are reporting only.

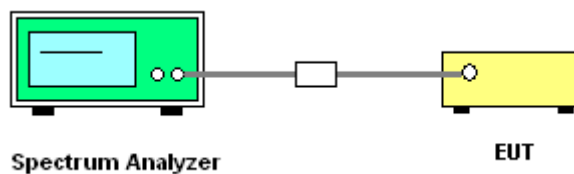
3.1.2 Measuring Instruments

Please refer to the measuring equipment list in this test report.

3.1.3 Test Procedures

1. The testing follows FCC KDB 789033 D02 General UNII Test Procedures New Rules v02r01. Section C) Emission bandwidth for the band 5.725-5.85 GHz
2. Set RBW = 100 kHz.
3. Set the VBW $\geq 3 \times$ RBW.
4. Detector = Peak.
5. Trace mode = max hold
6. Measure the maximum width of the emission that is 6 dB down from the peak of the emission.
7. Measure and record the results in the test report.

3.1.4 Test Setup



3.1.5 Test Result of 6dB and 26dB and 99% Occupied Bandwidth

Please refer to Appendix A.

3.2 Maximum Conducted Output Power Measurement

3.2.1 Limit of Maximum Conducted Output Power

For the band 5.725–5.85 GHz, the maximum conducted output power over the frequency band of operation shall not exceed 1 W.

If transmitting antennas of directional gain greater than 6 dBi are used, the peak output power shall be reduced by the amount in dB that the directional gain of the antenna exceeds 6 dBi.

3.2.2 Measuring Instruments

Please refer to the measuring equipment list in this test report.

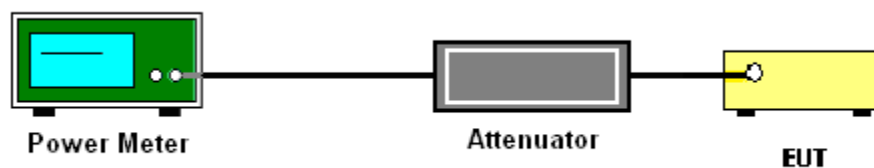
3.2.3 Test Procedures

The testing follows Method PM-G of FCC KDB 789033 D02 General UNII Test Procedures New Rules v02r01.

Method PM-G (Measurement using a gated RF average power meter):

1. Measurement is performed using a wideband RF power meter.
2. The EUT is configured to transmit at its maximum power control level.
3. Measure the average power of the transmitter.
4. Since the measurement is made only during the ON time of the transmitter, no duty cycle correction factor is required.
5. For MIMO mode, calculation method follows FCC KDB 662911 D01 Multiple Transmitter Output v02r01

3.2.4 Test Setup



3.2.5 Test Result of Maximum Conducted Output Power

Please refer to Appendix A.



3.3 Power Spectral Density Measurement

3.3.1 Limit of Power Spectral Density

For the band 5.725–5.85 GHz, the maximum power spectral density shall not exceed 30 dBm in any 500-kHz band.

If transmitting antennas of directional gain greater than 6 dBi are used, the peak output power shall be reduced by the amount in dB that the directional gain of the antenna exceeds 6 dBi.

3.3.2 Measuring Instruments

Please refer to the measuring equipment list in this test report.

3.3.3 Test Procedures

The testing follows FCC KDB 789033 D02 General UNII Test Procedures New Rules v02r01. Section F) Maximum power spectral density.

Method SA-2

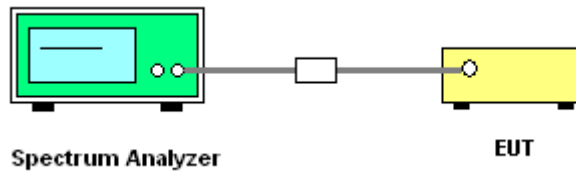
(trace averaging across on and off times of the EUT transmissions, followed by duty cycle correction).

- Measure the duty cycle.
 - Set span to encompass the entire emission bandwidth (EBW) of the signal.
 - Set RBW = 300kHz.
 - Set VBW \geq 1 MHz.
 - Add $10 \log(500 \text{ kHz/RBW})$ to the measured result, whereas RBW ($<500 \text{ kHz}$) is the reduced resolution bandwidth of the spectrum analyzer set during measurement
 - Number of points in sweep $\geq 2 \text{ Span} / \text{RBW}$.
 - Sweep time = auto.
 - Detector = RMS
 - Trace average at least 100 traces in power averaging mode.
 - Add $10 \log(1/x)$, where x is the duty cycle, to the measured power in order to compute the average power during the actual transmission times. For example, add $10 \log(1/0.25) = 6 \text{ dB}$ if the duty cycle is 25 percent.
1. The RF output of EUT is connected to the spectrum analyzer by a low loss cable.
 2. Each plot has already offset with cable loss, and attenuator loss. Measure the PPSD and record it.
 3. For MIMO mode, calculation method follows FCC KDB 662911 D01 Multiple Transmitter Output v02r01.

Method (c): Measure and add $10 \log(N_{\text{ANT}})$ dB.

With this technique, spectrum measurements are performed at each output of the device, but rather than summing the spectra or the spectral peaks across the outputs, the quantity $10 \log(N_{\text{ANT}})$ dB is added to each spectrum value before comparing to the emission limit. The addition of $10 \log(N_{\text{ANT}})$ dB serves to apportion the emission limit among the N_{ANT} outputs so that each output is permitted to contribute no more than $1/N_{\text{ANT}}^{\text{th}}$ of the PSD limit.

3.3.4 Test Setup



3.3.5 Test Result of Power Spectral Density

Please refer to Appendix A.



3.4 Unwanted Emissions Measurement

This section is to measure unwanted emissions through radiated measurement for band edge spurious emissions and out of band emissions measurement.

3.4.1 Limit of Unwanted Emissions

(1) For transmitters operating in the 5.725-5.85 GHz band:

15.407(b)(4)(i) All emissions shall be limited to a level of -27 dBm/MHz at 75 MHz or more above or below the band edge increasing linearly to 10 dBm/MHz at 25 MHz above or below the band edge, and from 25 MHz above or below the band edge increasing linearly to a level of 15.6 dBm/MHz at 5 MHz above or below the band edge, and from 5 MHz above or below the band edge increasing linearly to a level of 27 dBm/MHz at the band edge.

(2) Unwanted spurious emissions falls in restricted bands shall comply with the general field strength limits as below table,

Frequency (MHz)	Field Strength (microvolts/meter)	Measurement Distance (meters)
0.009 – 0.490	2400/F(kHz)	300
0.490 – 1.705	24000/F(kHz)	30
1.705 – 30.0	30	30
30 – 88	100	3
88 – 216	150	3
216 - 960	200	3
Above 960	500	3

Note: The following formula is used to convert the EIRP to field strength.

$$E = \frac{1000000\sqrt{30P}}{3} \text{ } \mu\text{V/m, where P is the eirp (Watts)}$$

EIRP (dBm)	Field Strength at 3m (dBμV/m)
- 27	68.3

(3) KDB789033 D02 v02r01 G)2)c)

(i) Sections 15.407(b)(1-3) specifies the unwanted emissions limit for the U-NII-1 and U-NII-2 bands. As specified, emissions above 1000 MHz that are outside of the restricted bands are subject to a peak emission limit of -27 dBm/MHz.

(ii) Section 15.407(b)(4) specifies the unwanted emissions limit for the U-NII-3 band. A band emissions mask is specified in Section 15.407(b)(4)(i). The emission limits are based on the use of a peak detector.



3.4.2 Measuring Instruments

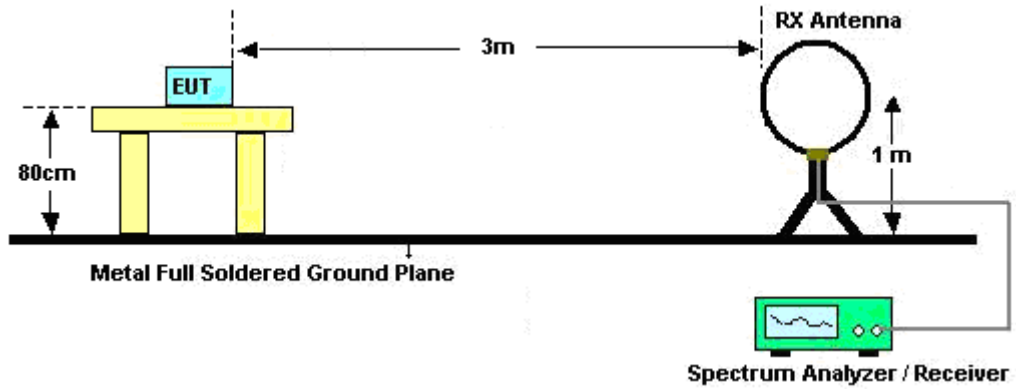
Please refer to the measuring equipment list in this test report.

3.4.3 Test Procedures

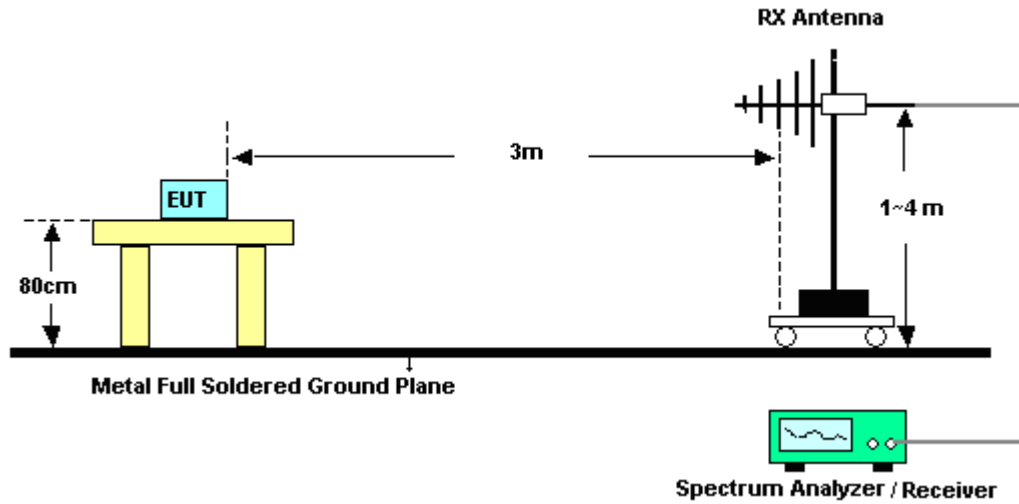
1. The testing follows FCC KDB 789033 D02 General UNII Test Procedures New Rules v02r01. Section G) Unwanted emissions measurement.
 - (1) Procedure for Unwanted Emissions Measurements Below 1000 MHz
 - RBW = 120 kHz
 - VBW = 300 kHz
 - Detector = Peak
 - Trace mode = max hold
 - (2) Procedures for Average Unwanted Emissions Measurements Above 1000 MHz
 - RBW = 1 MHz
 - VBW = 10 Hz, when duty cycle is no less than 98 percent.
 - $VBW \geq 1/T$, when duty cycle is less than 98 percent where T is the minimum transmission duration over which the transmitter is on and is transmitting at its maximum power control level for the tested mode of operation.
2. The EUT is placed on a turntable with 0.8 meter for frequency below 1 GHz and 1.5 meter for frequency above 1 GHz respectively above ground.
3. The EUT is set 3 meters away from the receiving antenna which is mounted on the top of a variable height antenna tower.
4. The antenna is a broadband antenna and its height is adjusted between one meter and four meters above ground to find the maximum value of the field strength for both horizontal polarization and vertical polarization of the antenna.
5. For each suspected emission, the EUT is arranged to its worst case and then adjust the antenna tower (from 1 m to 4 m) and turntable (from 0 degree to 360 degrees) to find the maximum reading.
6. Radiated testing below 1 GHz is performed by adjusting the antenna tower from 1 m to 4 m and by rotating the turn table from 0 degree to 360 degrees to find the peak maximum hold reading. When there is no suspected emission found and the emission level is with at least 6 dB margin against QP limit line, the position is marked as “-“.
7. Radiated testing above 1 GHz is performed by adjusting the antenna tower from 1 m to 4 m and by rotating the turn table from 0 degree to 360 degrees to find the peak maximum hold reading for scanning all frequencies. When there is no suspected emission found and the harmonic emission level is with at least 6 dB margin against average limit line, the position is marked as “-“.

3.4.4 Test Setup

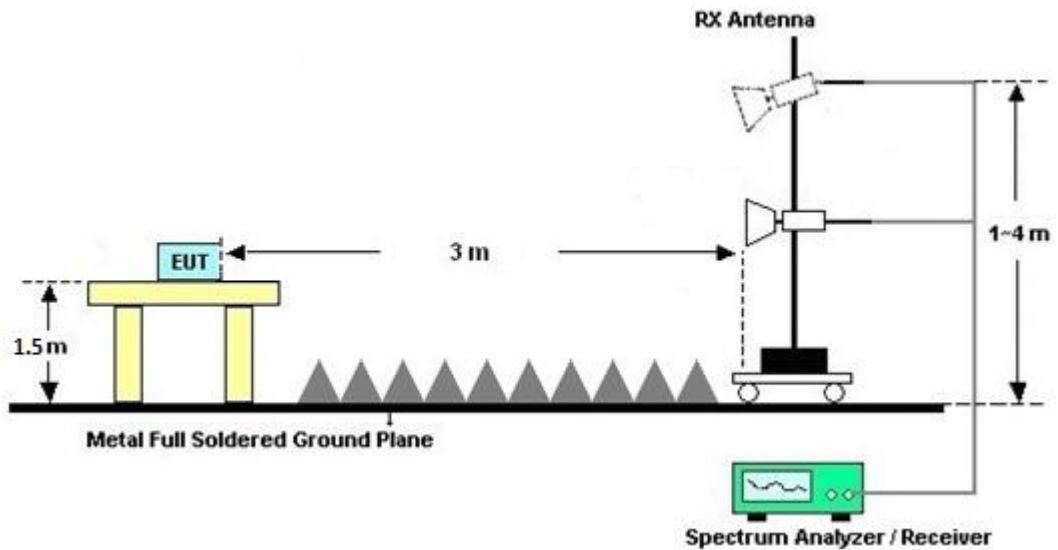
For radiated emissions below 30MHz



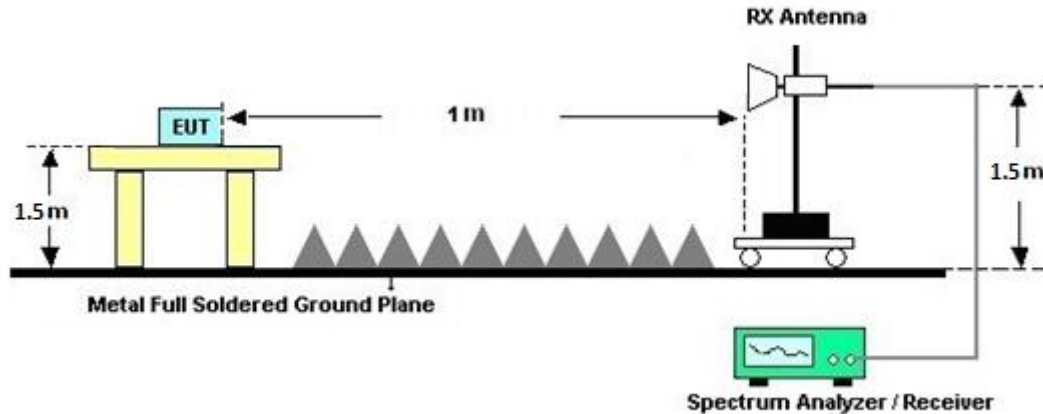
For radiated emissions from 30MHz to 1GHz



For radiated test from 1GHz to 18GHz



For radiated test above 18GHz



3.4.5 Test Results of Radiated Emissions (9 kHz ~ 30 MHz)

The low frequency, which starts from 9 kHz to 30 MHz, is pre-scanned and the result which is 20 dB lower than the limit line is not reported.

There is adequate comparison measurement of both open-field test site and alternative test site - semi-Anechoic chamber according to 414788 D01 Radiated Test Site v01r01, and the result came out very similar.

3.4.6 Test Result of Radiated Band Edges

Please refer to Appendix C.

3.4.7 Duty Cycle

Please refer to Appendix D.

3.4.8 Test Result of Unwanted Radiated Emission (30MHz ~ 10th Harmonic)

Please refer to Appendix C.



3.5 AC Conducted Emission Measurement

3.5.1 Limit of AC Conducted Emission

For equipment that is designed to be connected to the public utility (AC) power line, the radio frequency voltage that is conducted back onto the AC power line on any frequency or frequencies within the band 150 kHz to 30 MHz shall not exceed the limits in the following table.

Frequency of emission (MHz)	Conducted limit (dB μ V)	
	Quasi-peak	Average
0.15-0.5	66 to 56*	56 to 46*
0.5-5	56	46
5-30	60	50

*Decreases with the logarithm of the frequency.

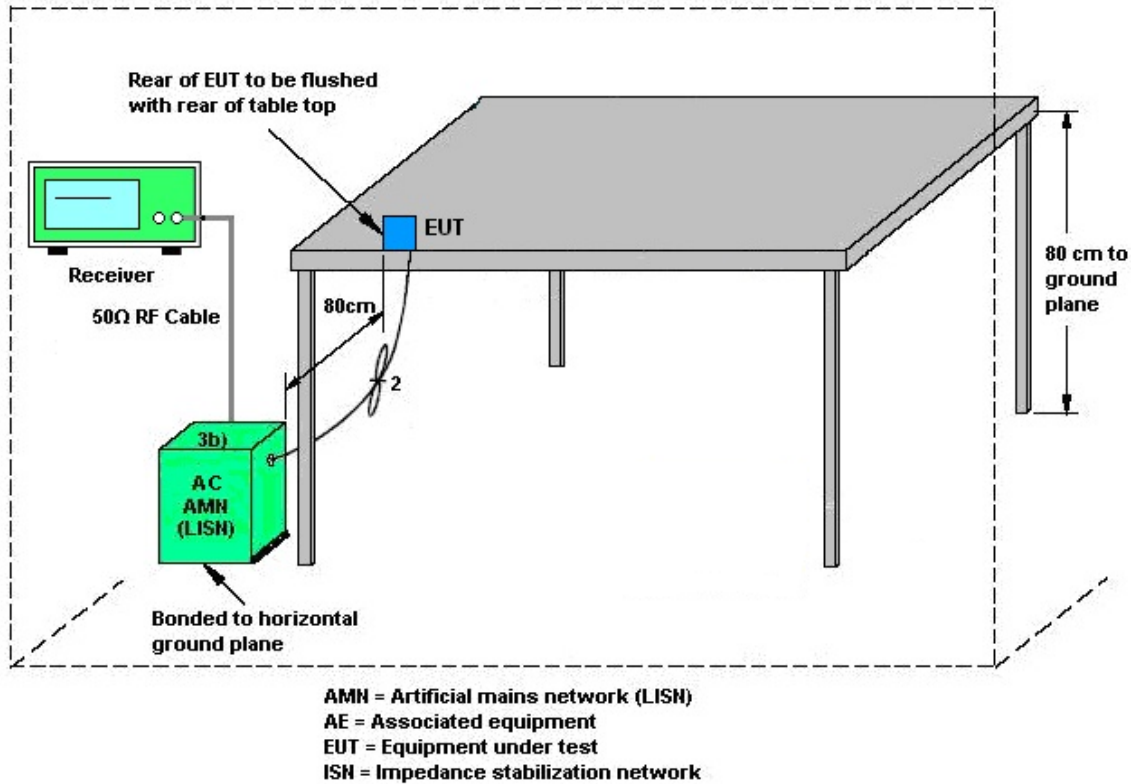
3.5.2 Measuring Instruments

Please refer to the measuring equipment list in this test report.

3.5.3 Test Procedures

1. The EUT is placed 0.4 meter away from the conducting wall of the shielding room, and is kept at least 80 centimeters from any other grounded conducting surface.
2. Connect EUT to the power mains through a line impedance stabilization network (LISN).
3. All the support units are connecting to the other LISN.
4. The LISN provides 50 ohm coupling impedance for the measuring instrument.
5. The FCC states that a 50 ohm, 50 microhenry LISN shall be used.
6. Both Line and Neutral shall be tested in order to find out the maximum conducted emission.
7. The frequency range from 150 kHz to 30 MHz is scanned.
8. Set the test-receiver system to Peak Detect Function and specified bandwidth with Maximum Hold Mode.

3.5.4 Test Setup



3.5.5 Test Result of AC Conducted Emission

Please refer to Appendix B.



3.6 Antenna Requirements

3.6.1 Standard Applicable

An intentional radiator shall be designed to ensure that no antenna other than that furnished by the responsible party shall be used with the device. The use of a permanently attached antenna or of an antenna that uses a unique coupling to the intentional radiator shall be considered sufficient to comply with the provisions of this section. The manufacturer may design the unit so that a broken antenna can be replaced by the user, but the use of a standard antenna jack or electrical connector is prohibited. This requirement does not apply to carrier current devices or to devices operated under the provisions of §§ 15.211, 15.213, 15.217, 15.219, 15.221, or § 15.236. Further, this requirement does not apply to intentional radiators that must be professionally installed, such as perimeter protection systems and some field disturbance sensors, or to other intentional radiators which, in accordance with § 15.31(d), must be measured at the installation site. However, the installer shall be responsible for ensuring that the proper antenna is employed so that the limits in this part are not exceeded.

3.6.2 Antenna Anti-Replacement Construction

Antenna permanently attached.



4 List of Measuring Equipment

Instrument	Brand Name	Model No.	Serial No.	Characteristics	Calibration Date	Test Date	Due Date	Remark
AC Power Source	ACPOWER	AFC-11003G	F317040033	N/A	N/A	Aug. 13, 2024	N/A	Conduction (CO07-HY)
Software	Rohde & Schwarz	EMC32 V10.30	N/A	N/A	N/A	Aug. 13, 2024	N/A	Conduction (CO07-HY)
Pulse Limiter	SCHWARZBECK	VTSD 9561-F N	9561-F N00373	9kHz-200MHz	Oct. 20, 2023	Aug. 13, 2024	Oct. 19, 2024	Conduction (CO07-HY)
RF Cable	HUBER + SUHNER	RG 214/U	1358175	9kHz~30MHz	Mar. 14, 2024	Aug. 13, 2024	Mar. 13, 2025	Conduction (CO07-HY)
Two-Line V-Network	TESEQ	NNB 51	45051	N/A	Mar. 10, 2024	Aug. 13, 2024	Mar. 09, 2025	Conduction (CO07-HY)
Four-Line V-Network	TESEQ	NNB 52	36122	N/A	Mar. 07, 2024	Aug. 13, 2024	Mar. 06, 2025	Conduction (CO07-HY)
EMI Test Receiver	Rohde & Schwarz	ESR3	102317	9kHz~3.6GHz	Sep. 20, 2023	Aug. 13, 2024	Sep. 19, 2024	Conduction (CO07-HY)
LOOP Antenna	Rohde & Schwarz	HFH2-Z2	100488	9 kHz~30 MHz	Sep. 12, 2023	Aug. 27, 2024~ Aug. 31, 2024	Sep. 11, 2024	Radiation (03CH21-HY)
Bilog Antenna	TESEQ & WOKEN	CBL 6111D & 00802N1D-06	63303 & 001	30MHz~1GHz	Oct. 15, 2023	Aug. 27, 2024~ Aug. 31, 2024	Oct. 14, 2024	Radiation (03CH21-HY)
Double Ridged Guide Horn Antenna	RFSPIN	DRH18-E	LE2C03A18EN	1GHz~18GHz	Jul. 11, 2024	Aug. 27, 2024~ Aug. 31, 2024	Jul. 10, 2025	Radiation (03CH21-HY)
SHF-EHF Horn Antenna	SCHWARZBECK	BBHA 9170	1223	18GHz~40GHz	Jun. 24, 2024	Aug. 27, 2024~ Aug. 31, 2024	Jun. 23, 2025	Radiation (03CH21-HY)
Amplifier	SONOMA	310N	421580	30MHz~1GHz	Jul. 14, 2024	Aug. 27, 2024~ Aug. 31, 2024	Jul. 13, 2025	Radiation (03CH21-HY)
Amplifier	EMEC	EM01G18GA	060876	1GHz~18GHz	Sep. 28, 2023	Aug. 27, 2024~ Aug. 31, 2024	Sep. 27, 2024	Radiation (03CH21-HY)
Preamplifier	EMEC	EM18G40G	060871	18GHz~40GHz	Aug. 23, 2024	Aug. 27, 2024~ Aug. 31, 2024	Aug. 22, 2025	Radiation (03CH21-HY)
Spectrum Analyzer	Keysight	N9010A	MY54200485	10Hz~44GHz	May 13, 2024	Aug. 27, 2024~ Aug. 31, 2024	May 12, 2025	Radiation (03CH21-HY)
RF Cable	HUBER + SUHNER	SUCOFLEX 102	803951/2	9K~30M	Mar. 06, 2024	Aug. 27, 2024~ Aug. 31, 2024	Mar. 05, 2025	Radiation (03CH21-HY)
RF Cable	HUBER + SUHNER	SUCOFLEX 102	804397/2,804612/2,804614/2	30MHz~40GHz	Oct. 24, 2023	Aug. 27, 2024~ Aug. 31, 2024	Oct. 23, 2024	Radiation (03CH21-HY)
Hygrometer	TECPEL	DTM-303A	TP211568	N/A	Oct. 30, 2023	Aug. 27, 2024~ Aug. 31, 2024	Oct. 29, 2024	Radiation (03CH21-HY)
Controller	EMEC	EM 1000	N/A	Control Turn table & Ant Mast	N/A	Aug. 27, 2024~ Aug. 31, 2024	N/A	Radiation (03CH21-HY)
Antenna Mast	EMEC	AM-BS-4500-B	N/A	1~4m	N/A	Aug. 27, 2024~ Aug. 31, 2024	N/A	Radiation (03CH21-HY)
Turn Table	EMEC	TT 2000	N/A	0~360 Degree	N/A	Aug. 27, 2024~ Aug. 31, 2024	N/A	Radiation (03CH21-HY)
Software	Audix	E3 6.2009-8-24	RK-001053	N/A	N/A	Aug. 27, 2024~ Aug. 31, 2024	N/A	Radiation (03CH21-HY)
Hygrometer	TECPEL	DTM-303A	TP201996	N/A	Nov. 07, 2023	Aug. 12, 2024~ Aug. 24, 2024	Nov. 06, 2024	Conducted (TH05-HY)
Power Sensor	DARE	RPR3006W	15100041SNO 10 (NO:248)	10MHz~6GHz	Jan. 10, 2024	Aug. 12, 2024~ Aug. 24, 2024	Jan. 09, 2025	Conducted (TH05-HY)
Signal Analyzer	Rohde & Schwarz	FSV40	101564	10Hz ~ 40GHz	Sep. 12, 2023	Aug. 12, 2024~ Aug. 24, 2024	Sep. 11, 2024	Conducted (TH05-HY)
Switch Control Mainframe	Burgeon	ETF-058	EC1300484 (BOX3)	N/A	May 20, 2024	Aug. 12, 2024~ Aug. 24, 2024	May 19, 2025	Conducted (TH05-HY)
Software	Sporton	BTWIFI_Final_version_240513	N/A	Conducted Other Test Item	N/A	Aug. 12, 2024~ Aug. 24, 2024	N/A	Conducted (TH05-HY)



5 Measurement Uncertainty

Uncertainty of Conducted Emission Measurement (150kHz ~ 30MHz)

Measuring Uncertainty for a Level of Confidence of 95% ($U = 2Uc(y)$)	3.44 dB
---	---------

Uncertainty of Radiated Emission Measurement (30 MHz ~ 1000 MHz)

Measuring Uncertainty for a Level of Confidence of 95% ($U = 2Uc(y)$)	6.4 dB
---	--------

Uncertainty of Radiated Emission Measurement (1000 MHz ~ 6000 MHz)

Measuring Uncertainty for a Level of Confidence of 95% ($U = 2Uc(y)$)	4.6 dB
---	--------

Uncertainty of Radiated Emission Measurement (6000 MHz ~ 18000 MHz)

Measuring Uncertainty for a Level of Confidence of 95% ($U = 2Uc(y)$)	4.6 dB
---	--------

Uncertainty of Radiated Emission Measurement (18000 MHz ~ 40000 MHz)

Measuring Uncertainty for a Level of Confidence of 95% ($U = 2Uc(y)$)	5.5 dB
---	--------

Appendix A. Test Result of Conducted Test Items

Test Engineer:	Kevin Xiao	Temperature:	21~25	°C
Test Date:	2024/8/12 ~ 2024/8/24	Relative Humidity:	51~54	%

Remark: For Conducted Test Items, Ant. 1 means Chain B (Aux.) and Ant. 2 means Chain A (Main).

TEST RESULTS DATA
6dB and 26dB EBW and 99% OBW

U-NII-3 single antenna												
Mod.	Data Rate	NTX	CH.	Freq. (MHz)	99% Bandwidth (MHz)		26dB Bandwidth (MHz)		6 dB Bandwidth (MHz)		6 dB Bandwidth Min. Limit (MHz)	Pass/Fail
					Ant 1	Ant 2	Ant 1	Ant 2	Ant 1	Ant 2		
11a	6Mbps	1	149	5745	18.13	17.58	28.54	26.81	16.04	15.28	0.5	Pass
11a	6Mbps	1	157	5785	18.33	18.13	30.11	28.24	14.45	15.31	0.5	Pass
11a	6Mbps	1	165	5825	18.03	17.98	27.99	27.30	15.05	15.11	0.5	Pass

TEST RESULTS DATA
Average Power Table

U-NII-3 single antenna												
Mod.	Data Rate	NTX	CH.	Freq. (MHz)	Average Conducted Power (dBm)			FCC Conducted Power Limit (dBm)		DG (dBi)		Pass/Fail
					Ant 1	Ant 2	SUM	Ant 1	Ant 2	Ant 1	Ant 2	
11a	6Mbps	1	149	5745	20.90	20.80		30.00	30.00	1.51	1.53	Pass
11a	6Mbps	1	157	5785	21.00	20.90		30.00	30.00	1.51	1.53	Pass
11a	6Mbps	1	165	5825	21.00	20.90		30.00	30.00	1.51	1.53	Pass

TEST RESULTS DATA
Power Spectral Density

U-NII-3 single antenna																
Mod.	Data Rate	N _{TX}	CH.	Freq. (MHz)	Duty Factor (dB)		10log (500kHz /RBW) Factor (dB)		Average Power Density with Duty Factor (dBm/500kHz)			Average PSD Limit (dBm/500kHz)		DG (dBi)		Pass /Fail
					Ant 1	Ant 2	Ant 1	Ant 2	Ant 1	Ant 2	SUM	Ant 1	Ant 2	Ant 1	Ant 2	
11a	6Mbps	1	149	5745	0.10	0.10	2.22	2.22	6.75	6.98		30.00	30.00	1.51	1.53	Pass
11a	6Mbps	1	157	5785	0.10	0.10	2.22	2.22	7.10	7.04		30.00	30.00	1.51	1.53	Pass
11a	6Mbps	1	165	5825	0.10	0.10	2.22	2.22	6.98	6.92		30.00	30.00	1.51	1.53	Pass

Note: PSD Sum = Max PSD(Ant. 1, Ant. 2) + 10 log (n)

TEST RESULTS DATA
6dB and 26dB EBW and 99% OBW

U-NII-3 MIMO													
Mod.	Data Rate	NTX	CH.	Freq. (MHz)	RU Config	99% Bandwidth (MHz)		26dB Bandwidth (MHz)		6 dB Bandwidth (MHz)		6 dB Bandwidth Min. Limit (MHz)	Pass/Fail
						Ant 1	Ant 2	Ant 1	Ant 2	Ant 1	Ant 2		
HE20	MCS0	2	149	5745	Full	18.93	18.88	23.90	22.96	16.75	18.54	0.5	Pass
HE20	MCS0	2	149	5745	26/0	18.78	18.78	20.61	20.82	14.51	17.01	0.5	Pass
HE20	MCS0	2	149	5745	52/37	18.58	18.48	21.58	21.10	14.45	15.74	0.5	Pass
HE20	MCS0	2	149	5745	106/53	18.48	18.33	22.76	21.93	15.89	17.08	0.5	Pass
HE20	MCS0	2	157	5785	Full	18.93	18.93	24.14	23.24	18.84	18.21	0.5	Pass
HE20	MCS0	2	165	5825	Full	18.93	18.93	23.51	23.59	18.23	18.04	0.5	Pass
HE40	MCS0	2	151	5755	Full	37.66	37.76	43.30	43.28	33.96	35.71	0.5	Pass
HE40	MCS0	2	151	5755	242/61	19.38	19.28	24.30	24.74	15.21	16.92	0.5	Pass
HE40	MCS0	2	159	5795	Full	37.86	37.66	43.46	43.10	36.63	37.20	0.5	Pass
HE80	MCS0	2	155	5775	Full	76.72	76.48	83.94	82.34	71.46	73.86	0.5	Pass
HE80	MCS0	2	155	5775	484/65	37.52	37.40	43.78	43.71	35.54	33.79	0.5	Pass

TEST RESULTS DATA
Average Power Table

U-NII-3 single antenna													
Mod.	Data Rate	NTX	CH.	Freq. (MHz)	RU Config	Average Conducted Power (dBm)			FCC Conducted Power Limit (dBm)		DG (dBi)		Pass/Fail
						Ant 1	Ant 2	SUM	Ant 1	Ant 2	Ant 1	Ant 2	
HE20	MCS0	1	149	5745	Full	20.90	20.60		30.00	30.00	1.51	1.53	Pass
HE20	MCS0	1	149	5745	26/0	14.30	14.20		30.00	30.00	1.51	1.53	Pass
HE20	MCS0	1	149	5745	52/37	18.30	18.00		30.00	30.00	1.51	1.53	Pass
HE20	MCS0	1	149	5745	106/53	20.90	20.70		30.00	30.00	1.51	1.53	Pass
HE20	MCS0	1	157	5785	Full	20.70	20.60		30.00	30.00	1.51	1.53	Pass
HE20	MCS0	1	165	5825	Full	20.80	20.70		30.00	30.00	1.51	1.53	Pass
HE40	MCS0	1	151	5755	Full	19.50	19.40		30.00	30.00	1.51	1.53	Pass
HE40	MCS0	1	151	5755	242/61	21.00	20.90		30.00	30.00	1.51	1.53	Pass
HE40	MCS0	1	159	5795	Full	21.10	20.90		30.00	30.00	1.51	1.53	Pass
HE80	MCS0	1	155	5775	Full	18.60	17.90		30.00	30.00	1.51	1.53	Pass
HE80	MCS0	1	155	5775	484/65	18.60	18.40		30.00	30.00	1.51	1.53	Pass

U-NII-3 MIMO													
Mod.	Data Rate	NTX	CH.	Freq. (MHz)	RU Config	Average Conducted Power (dBm)			FCC Conducted Power Limit (dBm)		DG (dBi)		Pass/Fail
						Ant 1	Ant 2	SUM	Ant 1	Ant 2	Ant 1	Ant 2	
HE20	MCS0	2	149	5745	Full	17.90	17.80	20.86	30.00	30.00	1.53	1.53	Pass
HE20	MCS0	2	149	5745	26/0	11.20	11.00	14.11	30.00	30.00	1.53	1.53	Pass
HE20	MCS0	2	149	5745	52/37	17.30	17.20	20.26	30.00	30.00	1.53	1.53	Pass
HE20	MCS0	2	149	5745	106/53	18.20	18.10	21.16	30.00	30.00	1.53	1.53	Pass
HE20	MCS0	2	157	5785	Full	17.80	17.50	20.66	30.00	30.00	1.53	1.53	Pass
HE20	MCS0	2	165	5825	Full	18.00	17.50	20.77	30.00	30.00	1.53	1.53	Pass
HE40	MCS0	2	151	5755	Full	18.10	17.60	20.87	30.00	30.00	1.53	1.53	Pass
HE40	MCS0	2	151	5755	242/61	18.00	17.90	20.96	30.00	30.00	1.53	1.53	Pass
HE40	MCS0	2	159	5795	Full	18.10	17.50	20.82	30.00	30.00	1.53	1.53	Pass
HE80	MCS0	2	155	5775	Full	15.90	15.80	18.86	30.00	30.00	1.53	1.53	Pass
HE80	MCS0	2	155	5775	484/65	18.10	17.80	20.96	30.00	30.00	1.53	1.53	Pass

TEST RESULTS DATA
Power Spectral Density

U-NII-3 MIMO																	
Mod.	Data Rate	NTX	CH.	Freq. (MHz)	RU Config	Duty Factor (dB)		10log (500kHz /RBW) Factor (dB)		Average Power Density with Duty Factor (dBm/500kHz)			Average PSD Limit (dBm/500kHz)		DG (dBi)		Pass /Fail
						Ant 1	Ant 2	Ant 1	Ant 2	Ant 1	Ant 2	SUM	Ant 1	Ant 2	Ant 1	Ant 2	
HE20	MCS0	2	149	5745	Full	0.07	0.07	2.22	2.99	2.83	6.00	30.00	4.53	Pass			
HE20	MCS0	2	149	5745	26/0	0.07	0.07	2.22	4.68	4.70	7.71	30.00	4.53	Pass			
HE20	MCS0	2	149	5745	52/37	0.07	0.07	2.22	7.43	7.27	10.44	30.00	4.53	Pass			
HE20	MCS0	2	149	5745	106/53	0.07	0.07	2.22	5.57	5.36	8.58	30.00	4.53	Pass			
HE20	MCS0	2	157	5785	Full	0.07	0.07	2.22	3.30	2.53	6.31	30.00	4.53	Pass			
HE20	MCS0	2	165	5825	Full	0.07	0.07	2.22	3.14	2.42	6.15	30.00	4.53	Pass			
HE40	MCS0	2	151	5755	Full	0.07	0.07	2.22	-0.06	-0.86	2.95	30.00	4.53	Pass			
HE40	MCS0	2	151	5755	242/61	0.07	0.07	2.22	3.07	2.74	6.08	30.00	4.53	Pass			
HE40	MCS0	2	159	5795	Full	0.07	0.07	2.22	0.25	-0.66	3.26	30.00	4.53	Pass			
HE80	MCS0	2	155	5775	Full	0.07	0.07	2.22	-5.28	-5.38	-2.27	30.00	4.53	Pass			
HE80	MCS0	2	155	5775	484/65	0.07	0.07	2.22	0.06	-0.79	3.07	30.00	4.53	Pass			

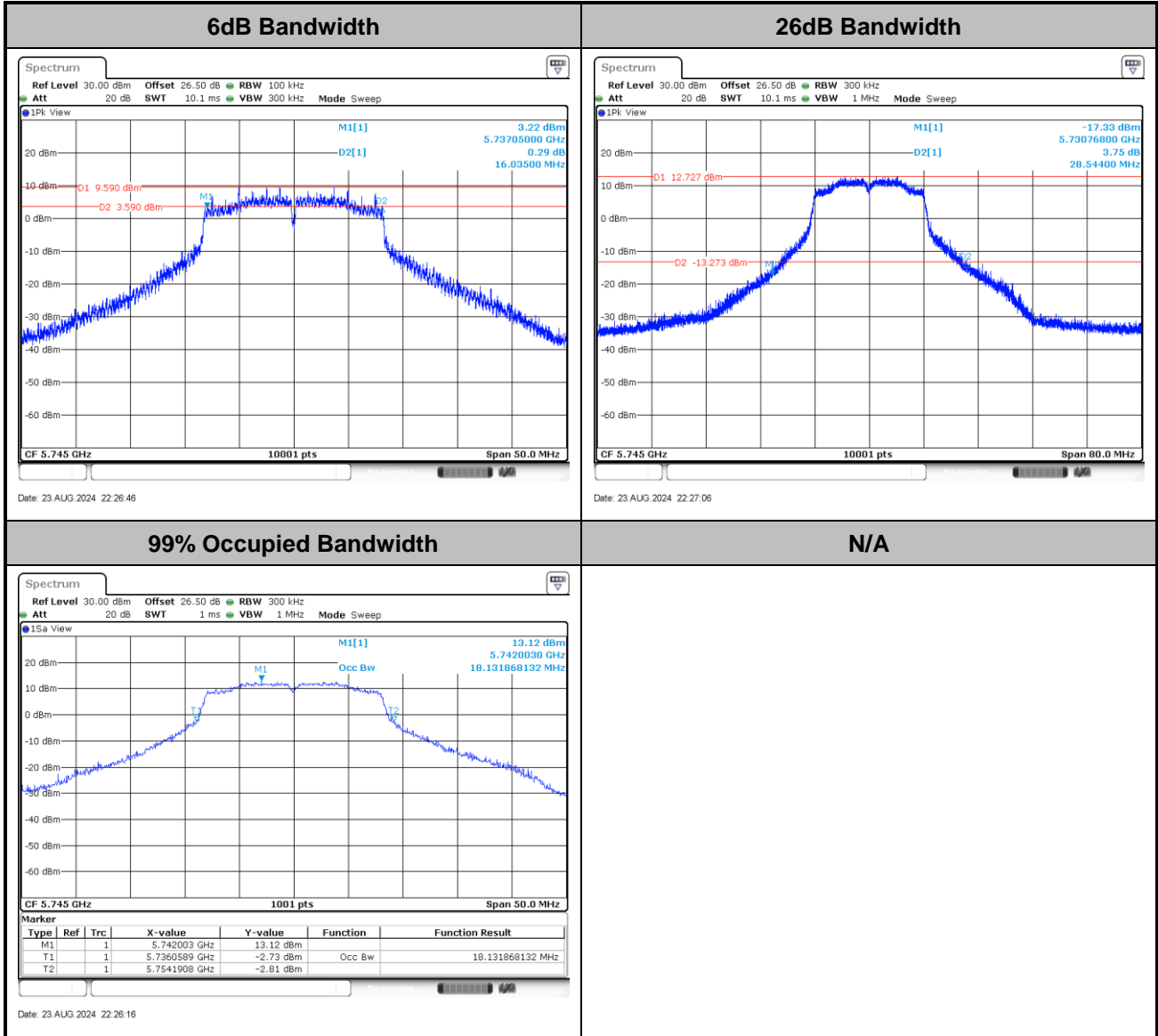
Note: PSD Sum = Max PSD(Ant. 1, Ant. 2) + 10 log (n)



Test Result of 6dB and 26dB and 99% Occupied Bandwidth

<Ant. 1>

<802.11a>

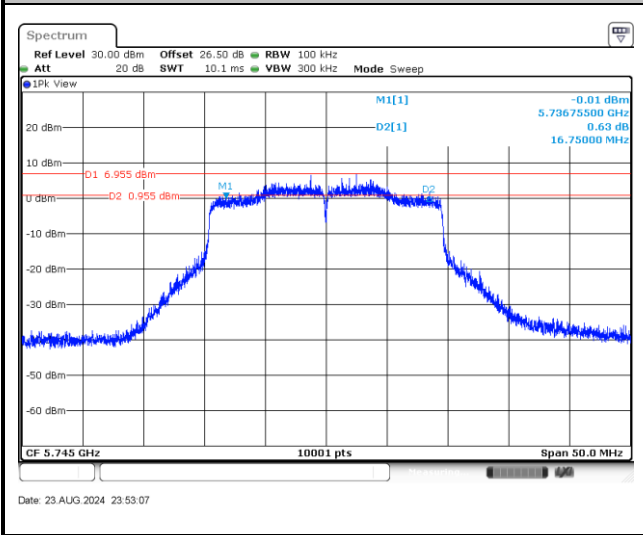




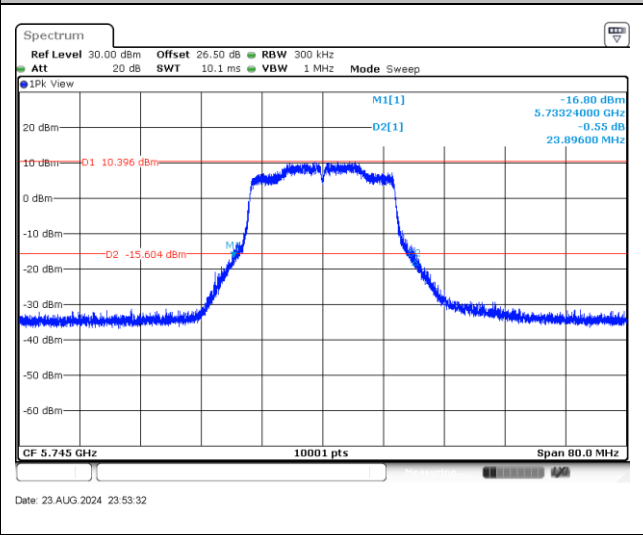
MIMO <Ant. 1+2>

<802.11ax HE20>

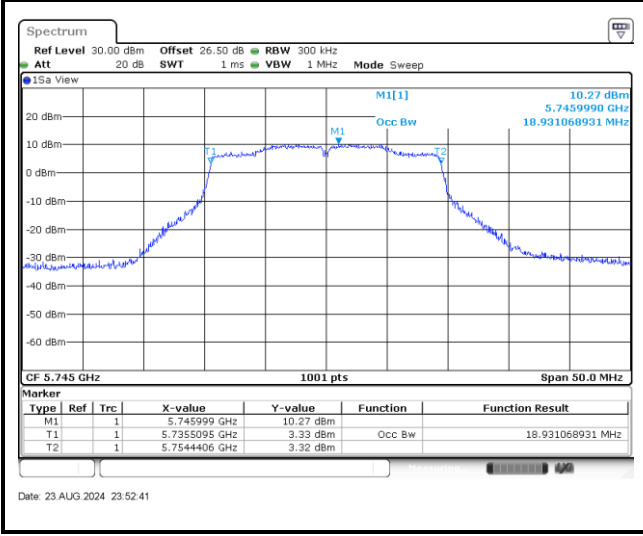
6dB Bandwidth



26dB Bandwidth



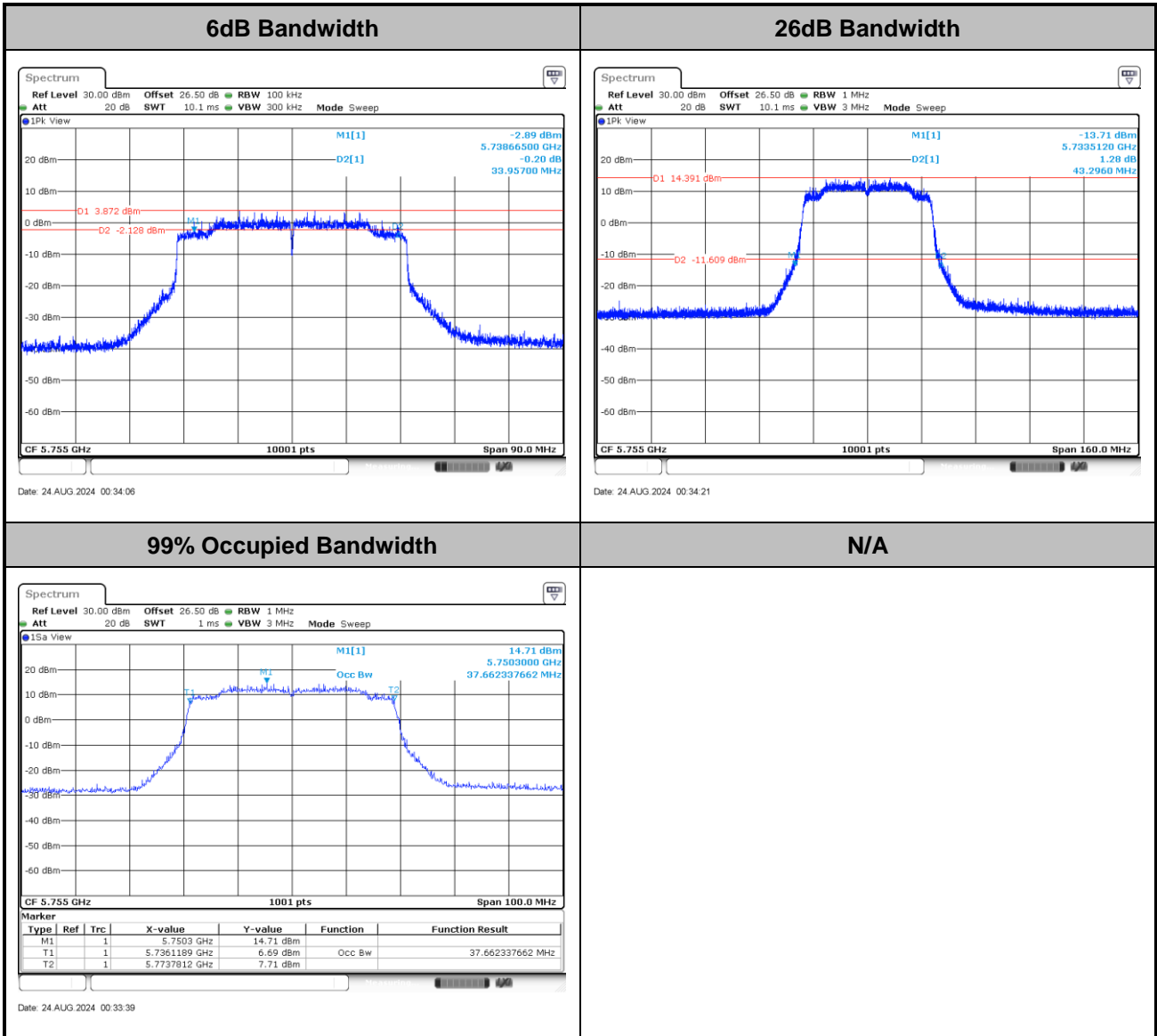
99% Occupied Bandwidth



N/A



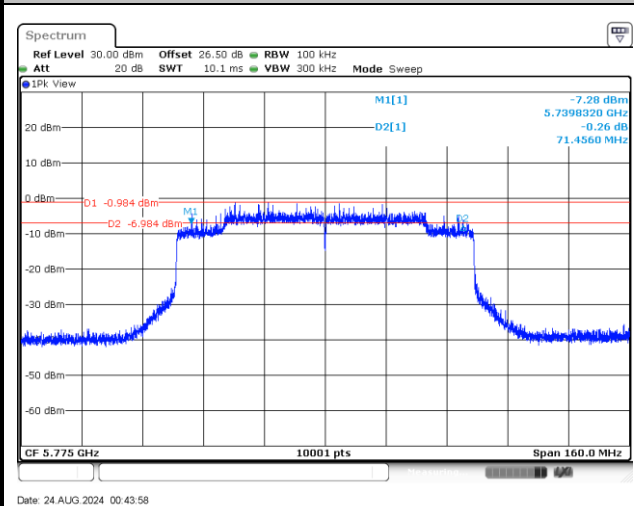
<802.11ax HE40>



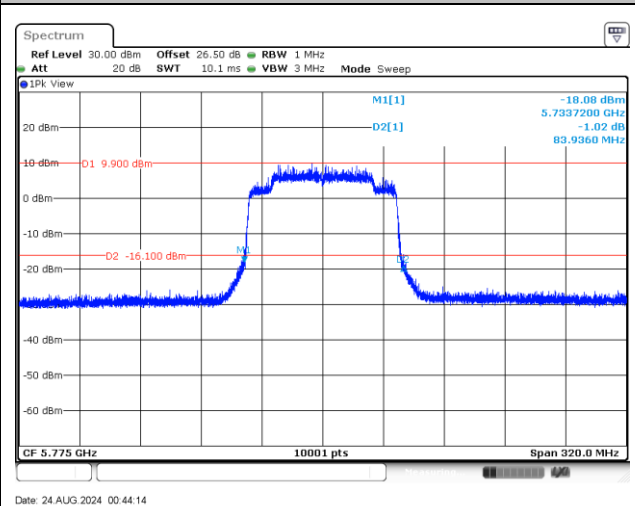


<802.11ax HE80>

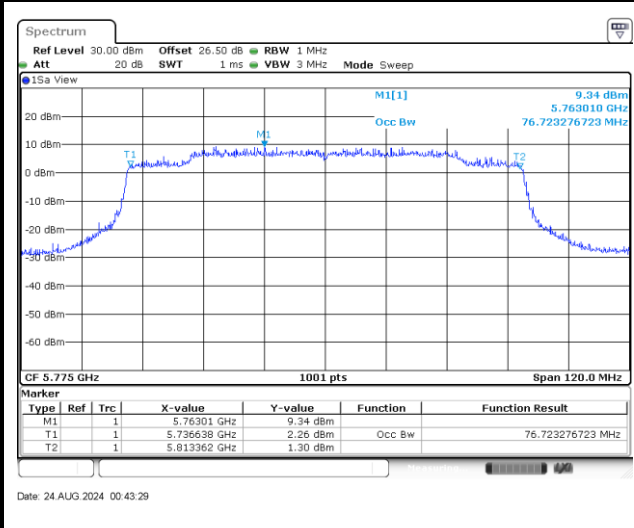
6dB Bandwidth



26dB Bandwidth



99% Occupied Bandwidth

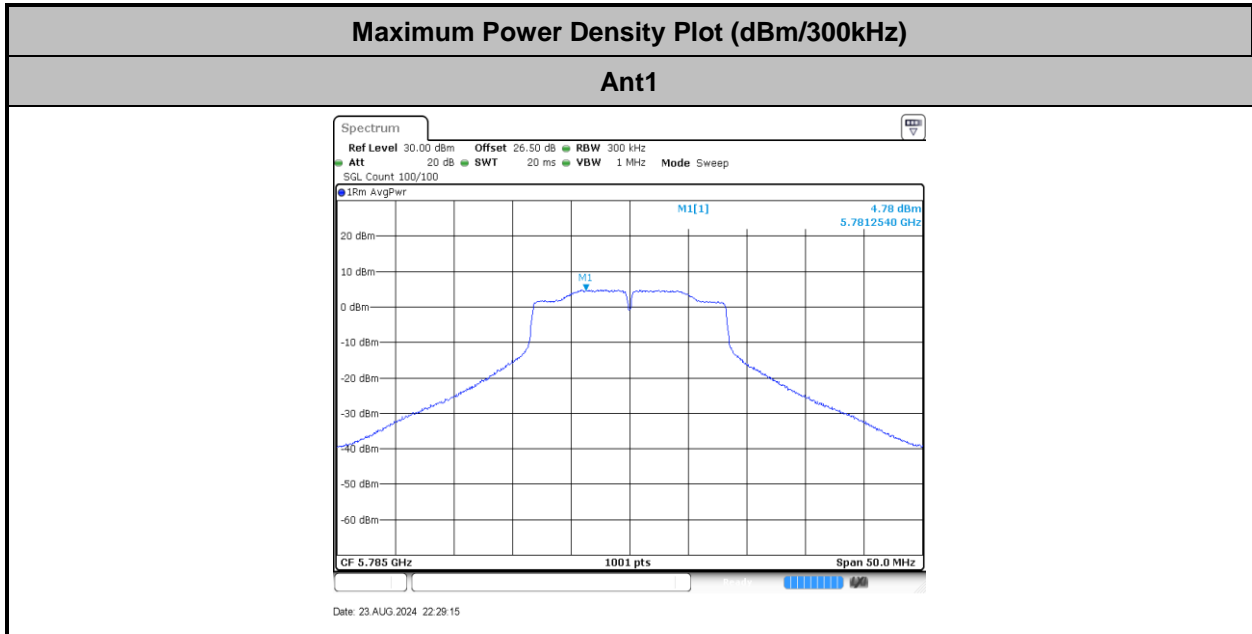


N/A

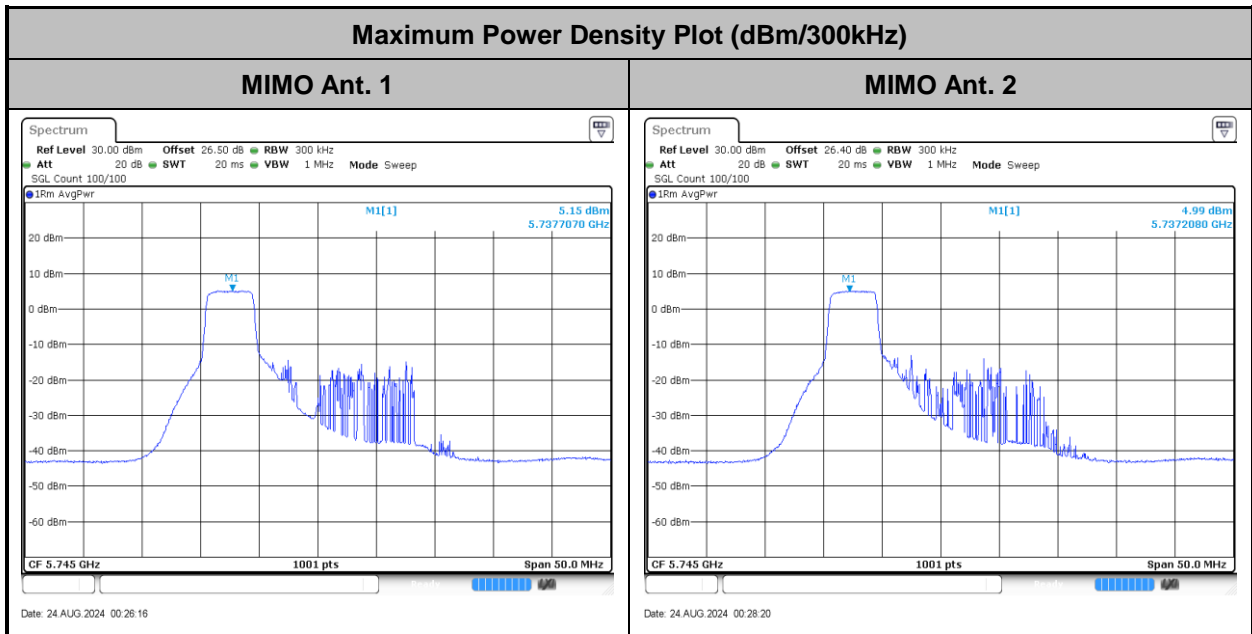


Test Result of Power Spectral Density

<802.11a>

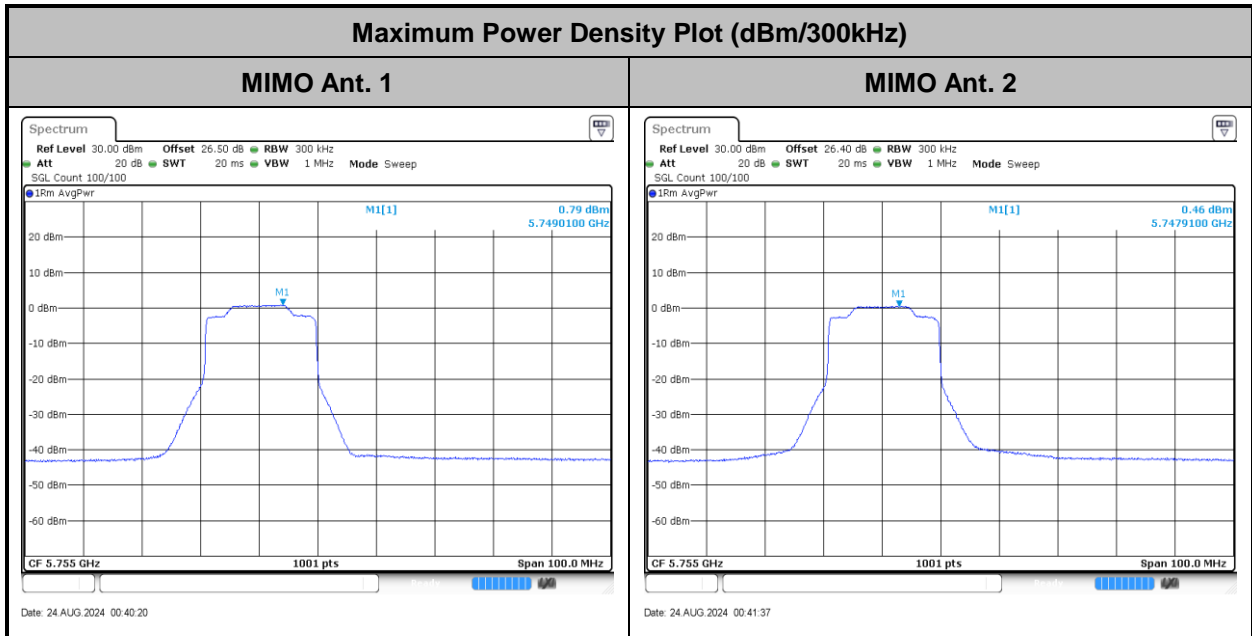


<802.11ax HE20>

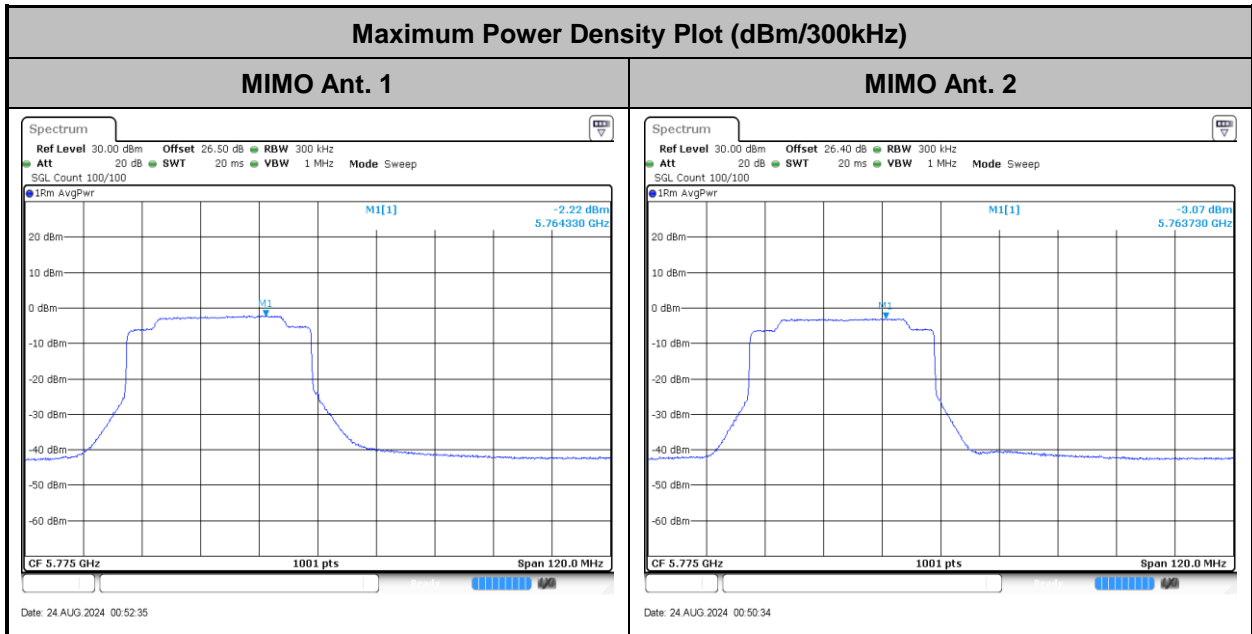




<802.11ax HE40>



<802.11ax HE80>





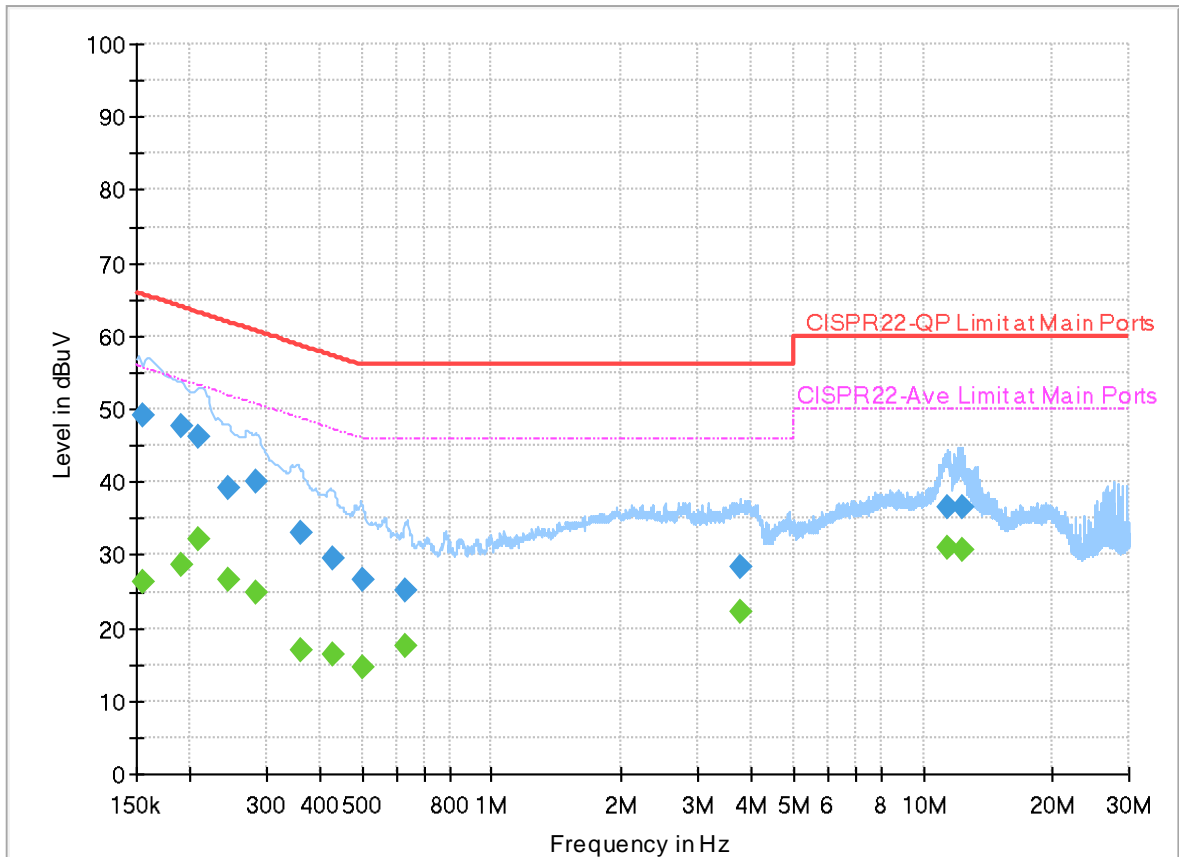
Appendix B. AC Conducted Emission Test Results

Test Engineer :	Louis Chung	Temperature :	22.5~25.6°C
		Relative Humidity :	53.2~58.3%

EUT Information

Report NO : 480505
 Test Mode : Mode 1
 Test Voltage : 120Vac/60Hz
 Phase : Line

Full Spectrum



Final_Result

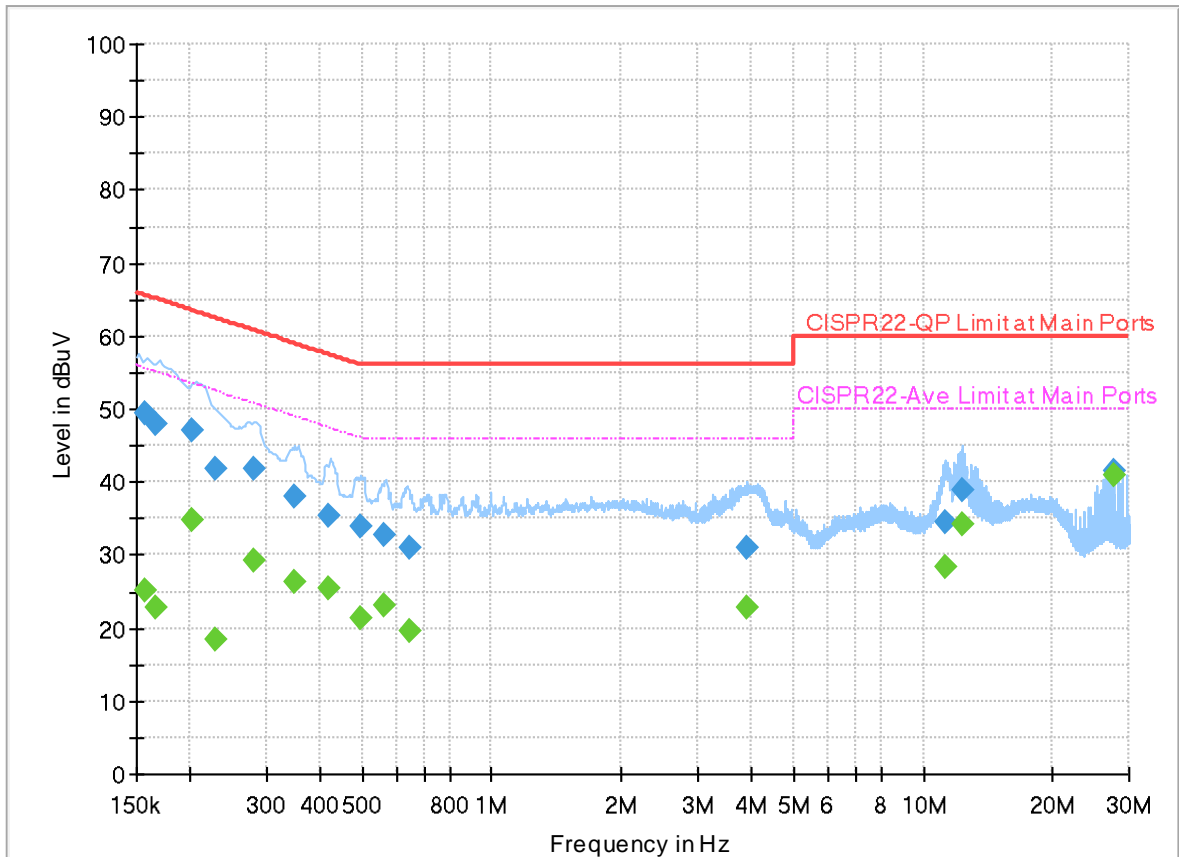
Frequency (MHz)	QuasiPeak (dBuV)	CAverage (dBuV)	Limit (dBuV)	Margin (dB)	Line	Filter	Corr. (dB)
0.154500	---	26.17	55.75	29.58	L1	OFF	19.9
0.154500	49.20	---	65.75	16.55	L1	OFF	19.9
0.189600	---	28.53	54.05	25.52	L1	OFF	19.9
0.189600	47.68	---	64.05	16.37	L1	OFF	19.9
0.208950	---	32.22	53.25	21.03	L1	OFF	19.9
0.208950	46.19	---	63.25	17.06	L1	OFF	19.9
0.244770	---	26.73	51.93	25.20	L1	OFF	19.9
0.244770	39.25	---	61.93	22.68	L1	OFF	19.9
0.282750	---	24.83	50.74	25.91	L1	OFF	19.9
0.282750	40.02	---	60.74	20.72	L1	OFF	19.9
0.358710	---	16.84	48.76	31.92	L1	OFF	19.9
0.358710	32.96	---	58.76	25.80	L1	OFF	19.9
0.427470	---	16.46	47.30	30.84	L1	OFF	19.9
0.427470	29.63	---	57.30	27.67	L1	OFF	19.9
0.501000	---	14.54	46.00	31.46	L1	OFF	19.9
0.501000	26.57	---	56.00	29.43	L1	OFF	19.9
0.633750	---	17.64	46.00	28.36	L1	OFF	19.9
0.633750	25.08	---	56.00	30.92	L1	OFF	19.9
3.777810	---	22.26	46.00	23.74	L1	OFF	20.0

3.777810	28.34	---	56.00	27.66	L1	OFF	20.0
11.353650	---	30.92	50.00	19.08	L1	OFF	20.1
11.353650	36.51	---	60.00	23.49	L1	OFF	20.1
12.297750	---	30.76	50.00	19.24	L1	OFF	20.1
12.297750	36.50	---	60.00	23.50	L1	OFF	20.1

EUT Information

Report NO : 480505
 Test Mode : Mode 1
 Test Voltage : 120Vac/60Hz
 Phase : Neutral

Full Spectrum



Final_Result

Frequency (MHz)	QuasiPeak (dBuV)	CAverage (dBuV)	Limit (dBuV)	Margin (dB)	Line	Filter	Corr. (dB)
0.156750	---	25.15	55.63	30.48	N	OFF	19.9
0.156750	49.40	---	65.63	16.23	N	OFF	19.9
0.166830	---	22.92	55.12	32.20	N	OFF	19.9
0.166830	48.06	---	65.12	17.06	N	OFF	19.9
0.202200	---	34.88	53.52	18.64	N	OFF	19.9
0.202200	47.12	---	63.52	16.40	N	OFF	19.9
0.228750	---	18.53	52.50	33.97	N	OFF	19.9
0.228750	41.69	---	62.50	20.81	N	OFF	19.9
0.281130	---	29.21	50.78	21.57	N	OFF	19.9
0.281130	41.81	---	60.78	18.97	N	OFF	19.9
0.350520	---	26.29	48.95	22.66	N	OFF	19.9
0.350520	38.05	---	58.95	20.90	N	OFF	19.9
0.418380	---	25.54	47.48	21.94	N	OFF	19.9
0.418380	35.52	---	57.48	21.96	N	OFF	19.9
0.494610	---	21.28	46.09	24.81	N	OFF	19.9
0.494610	33.98	---	56.09	22.11	N	OFF	19.9
0.559500	---	23.08	46.00	22.92	N	OFF	19.9
0.559500	32.68	---	56.00	23.32	N	OFF	19.9
0.644280	---	19.58	46.00	26.42	N	OFF	19.9

0.644280	31.11	---	56.00	24.89	N	OFF	19.9
3.914250	---	22.91	46.00	23.09	N	OFF	20.0
3.914250	30.90	---	56.00	25.10	N	OFF	20.0
11.314500	---	28.47	50.00	21.53	N	OFF	20.1
11.314500	34.65	---	60.00	25.35	N	OFF	20.1
12.401250	---	34.08	50.00	15.92	N	OFF	20.1
12.401250	38.99	---	60.00	21.01	N	OFF	20.1
27.836610	---	40.99	50.00	9.01	N	OFF	20.2
27.836610	41.56	---	60.00	18.44	N	OFF	20.2



Appendix C. Radiated Spurious Emission Test Data

Test Engineer :	Jack Cheng, Ray Lung, Sky Chang, and White Hou	Temperature :	18~26°C
		Relative Humidity :	50~70%

Remark: For Radiation Spurious Emission Test Data, Ant. 1 means Chain B (Aux.) and Ant. 2 means Chain A (Main).

Note symbol

-L	Low channel location
-R	High channel location



<Ant. 1>

C1. Radiated Spurious Emission Test Modes

Mode	Band	Band (GHz)	Antenna	Modulation	Channel	Frequency	Data Rate	RU	Remark
Mode 92	U-NII-3	5.725-5.85	1	802.11a	149	5745	6Mbps	-	-
Mode 93	U-NII-3	5.725-5.85	1	802.11a	157	5785	6Mbps	-	-
Mode 94	U-NII-3	5.725-5.85	1	802.11a	165	5825	6Mbps	-	-
Mode 95	U-NII-3	5.725-5.85	1	802.11ax HE20	149	5745	MCS0	-	-
Mode 96	U-NII-3	5.725-5.85	1	802.11ax HE20	157	5785	MCS0	-	-
Mode 97	U-NII-3	5.725-5.85	1	802.11ax HE20	165	5825	MCS0	-	-
Mode 98	U-NII-3	5.725-5.85	1	802.11ax HE40	151	5755	MCS0	-	-
Mode 99	U-NII-3	5.725-5.85	1	802.11ax HE40	159	5795	MCS0	-	-
Mode 100	U-NII-3	5.725-5.85	1	802.11ax HE80	155	5775	MCS0	-	-
Mode 107	U-NII-3	5.47-5.725	1	802.11ax HE20	149	5745	MCS0	26/0	-
Mode 108	U-NII-3	5.47-5.725	1	802.11ax HE20	149	5745	MCS0	52/37	-
Mode 109	U-NII-3	5.725-5.85	1	802.11ax HE20	149	5745	MCS0	106/53	-
Mode 110	U-NII-3	5.725-5.85	1	802.11ax HE40	151	5755	MCS0	242/61	-
Mode 111	U-NII-3	5.725-5.85	1	802.11ax HE80	155	5775	MCS0	484/65	-
Mode 117	U-NII-3	5.725-5.85	1	802.11ax HE80	155	5775	MCS0	-	LF
Mode 118	U-NII-3	5.725-5.85	1	802.11ax HE80	155	5775	MCS0	-	SHF

**C2. Summary of each worse mode**

Mode	Modulation	Ch.	Freq. (MHz)	Level (dBuV/m)	Limit (dBuV/m)	Margin (dB)	Pol.	Peak Avg.	Result	RU	Remark
92	802.11a	149	5622.19	51.16	68.20	-17.04	V	Peak	Pass	-	Band Edge
	802.11a	149	11490.00	42.96	54.00	-11.04	V	Avg.	Pass	-	Harmonic
93	802.11a	157	-	-	-	-	-	-	-	-	Band Edge
	802.11a	157	11570.00	42.13	54.00	-11.87	V	Avg.	Pass	-	Harmonic
94	802.11a	165	5929.00	51.87	68.20	-16.33	H	Peak	Pass	-	Band Edge
	802.11a	165	11650.00	41.61	54.00	-12.39	V	Avg.	Pass	-	Harmonic
95	802.11ax HE20	149	5649.30	51.53	68.20	-16.67	V	Peak	Pass	-	Band Edge
	802.11ax HE20	149	11490.00	41.98	54.00	-12.02	V	Avg.	Pass	-	Harmonic
96	802.11ax HE20	157	-	-	-	-	-	-	-	-	Band Edge
	802.11ax HE20	157	11570.00	41.24	54.00	-12.76	V	Avg.	Pass	-	Harmonic
97	802.11ax HE20	165	5933.63	51.38	68.20	-16.82	H	Peak	Pass	-	Band Edge
	802.11ax HE20	165	11650.00	41.04	54.00	-12.96	V	Avg.	Pass	-	Harmonic
98	802.11ax HE40	151	5645.73	56.23	68.20	-11.97	H	Peak	Pass	-	Band Edge
	802.11ax HE40	151	11510.00	40.92	54.00	-13.08	V	Avg.	Pass	-	Harmonic
99	802.11ax HE40	159	5636.86	54.41	68.20	-13.79	V	Peak	Pass	-	Band Edge
	802.11ax HE40	159	11590.00	40.71	54.00	-13.29	V	Avg.	Pass	-	Harmonic
100	802.11ax HE80	155	5642.53	59.26	68.20	-8.94	V	Peak	Pass	-	Band Edge
	802.11ax HE80	155	11550.00	40.52	54.00	-13.48	V	Avg.	Pass	-	Harmonic
107	802.11ax HE20	149	5645.82	49.93	68.20	-18.27	V	Peak	Pass	26/0	Band Edge
	802.11ax HE20	149	11490.00	40.12	54.00	-13.88	H	Avg.	Pass	26/0	Harmonic



Mode	Modulation	Ch.	Freq. (MHz)	Level (dBuV/m)	Limit (dBuV/m)	Margin (dB)	Pol.	Peak Avg.	Result	RU	Remark
108	802.11ax HE20	149	5640.89	51.90	68.20	-16.30	V	Peak	Pass	52/37	Band Edge
	802.11ax HE20	149	11490.00	40.08	54.00	-13.92	H	Avg.	Pass	52/37	Harmonic
109	802.11ax HE20	149	5615.23	51.55	68.20	-16.65	H	Peak	Pass	106/53	Band Edge
	802.11ax HE20	149	11490.00	40.16	54.00	-13.84	H	Avg.	Pass	106/53	Harmonic
110	802.11ax HE40	151	5617.21	51.10	68.20	-17.10	V	Peak	Pass	242/61	Band Edge
	802.11ax HE40	151	11510.00	40.12	54.00	-13.88	V	Avg.	Pass	242/61	Harmonic
111	802.11ax HE80	155	5649.53	53.29	68.20	-14.91	H	Peak	Pass	484/65	Band Edge
	802.11ax HE80	155	11550.00	40.06	54.00	-13.94	V	Avg.	Pass	484/65	Harmonic
117	WLAN Tx	155	466.50	36.83	46.00	-9.17	V	Peak	Pass	-	LF
118	WLAN Tx	155	39480.75	41.48	54.00	-12.52	V	Avg.	Pass	-	SHF



	92																																																																																																																														
Mode	Band Edge																																																																																																																														
	U-NII-3_5.725-5.85_802.11a_CH149_5745MHz																																																																																																																														
ANT	1																																																																																																																														
Pol.	Horizontal	Fundamental																																																																																																																													
Peak	<p>Site : 03CH21-HY Condition: PEAK_BE(B4)_16-24 3m DRH18-E_LE2C03A18EN_240711 HORIZONTAL : RBW:1000.000kHz VBW:3000.000kHz SWT:Auto</p> <table border="1"> <thead> <tr> <th></th> <th>Limit</th> <th>Read</th> <th>Ant</th> <th>Cable</th> <th>Preamp</th> <th>Aux</th> <th>APos</th> <th>TPos</th> <th></th> </tr> <tr> <th>Freq</th> <th>Level</th> <th>Line Margin</th> <th>Level</th> <th>Factor</th> <th>Loss</th> <th>Factor</th> <th>Factor</th> <th></th> <th>Remark</th> </tr> <tr> <th>MHz</th> <th>dBuV/m</th> <th>dBuV/m</th> <th>dB</th> <th>dBuV</th> <th>dB/m</th> <th>dB</th> <th>dB</th> <th>cm</th> <th>deg</th> </tr> </thead> <tbody> <tr> <td>1</td> <td>5645.24</td> <td>50.63</td> <td>68.20</td> <td>-17.57</td> <td>38.01</td> <td>33.17</td> <td>13.60</td> <td>34.95</td> <td>0.00</td> <td>102</td> <td>74</td> <td>PEAK</td> </tr> <tr> <td>2</td> <td>5650.46</td> <td>48.96</td> <td>68.54</td> <td>-19.58</td> <td>37.11</td> <td>33.20</td> <td>13.61</td> <td>34.96</td> <td>0.00</td> <td>102</td> <td>74</td> <td>PEAK</td> </tr> <tr> <td>3</td> <td>5713.10</td> <td>64.24</td> <td>108.87</td> <td>-44.63</td> <td>52.01</td> <td>33.55</td> <td>13.69</td> <td>35.01</td> <td>0.00</td> <td>102</td> <td>74</td> <td>PEAK</td> </tr> <tr> <td>4</td> <td>5721.08</td> <td>69.12</td> <td>113.25</td> <td>-44.13</td> <td>56.06</td> <td>33.58</td> <td>13.70</td> <td>35.02</td> <td>0.00</td> <td>102</td> <td>74</td> <td>PEAK</td> </tr> </tbody> </table>		Limit	Read	Ant	Cable	Preamp	Aux	APos	TPos		Freq	Level	Line Margin	Level	Factor	Loss	Factor	Factor		Remark	MHz	dBuV/m	dBuV/m	dB	dBuV	dB/m	dB	dB	cm	deg	1	5645.24	50.63	68.20	-17.57	38.01	33.17	13.60	34.95	0.00	102	74	PEAK	2	5650.46	48.96	68.54	-19.58	37.11	33.20	13.61	34.96	0.00	102	74	PEAK	3	5713.10	64.24	108.87	-44.63	52.01	33.55	13.69	35.01	0.00	102	74	PEAK	4	5721.08	69.12	113.25	-44.13	56.06	33.58	13.70	35.02	0.00	102	74	PEAK	<p>Site : 03CH21-HY Condition: PEAK(UNII) 3m DRH18-E_LE2C03A18EN_240711 HORIZONTAL : RBW:1000.000kHz VBW:3000.000kHz SWT:Auto</p> <table border="1"> <thead> <tr> <th></th> <th>Limit</th> <th>Read</th> <th>Ant</th> <th>Cable</th> <th>Preamp</th> <th>Aux</th> <th>APos</th> <th>TPos</th> <th></th> </tr> <tr> <th>Freq</th> <th>Level</th> <th>Line Margin</th> <th>Level</th> <th>Factor</th> <th>Loss</th> <th>Factor</th> <th>Factor</th> <th></th> <th>Remark</th> </tr> <tr> <th>MHz</th> <th>dBuV/m</th> <th>dBuV/m</th> <th>dB</th> <th>dBuV</th> <th>dB/m</th> <th>dB</th> <th>dB</th> <th>cm</th> <th>deg</th> </tr> </thead> <tbody> <tr> <td>1</td> <td>5745.00</td> <td>112.49</td> <td>-----</td> <td>-----</td> <td>100.12</td> <td>33.68</td> <td>13.73</td> <td>35.04</td> <td>0.00</td> <td>102</td> <td>74</td> <td>PEAK</td> </tr> </tbody> </table>		Limit	Read	Ant	Cable	Preamp	Aux	APos	TPos		Freq	Level	Line Margin	Level	Factor	Loss	Factor	Factor		Remark	MHz	dBuV/m	dBuV/m	dB	dBuV	dB/m	dB	dB	cm	deg	1	5745.00	112.49	-----	-----	100.12	33.68	13.73	35.04	0.00	102	74	PEAK
	Limit	Read	Ant	Cable	Preamp	Aux	APos	TPos																																																																																																																							
Freq	Level	Line Margin	Level	Factor	Loss	Factor	Factor		Remark																																																																																																																						
MHz	dBuV/m	dBuV/m	dB	dBuV	dB/m	dB	dB	cm	deg																																																																																																																						
1	5645.24	50.63	68.20	-17.57	38.01	33.17	13.60	34.95	0.00	102	74	PEAK																																																																																																																			
2	5650.46	48.96	68.54	-19.58	37.11	33.20	13.61	34.96	0.00	102	74	PEAK																																																																																																																			
3	5713.10	64.24	108.87	-44.63	52.01	33.55	13.69	35.01	0.00	102	74	PEAK																																																																																																																			
4	5721.08	69.12	113.25	-44.13	56.06	33.58	13.70	35.02	0.00	102	74	PEAK																																																																																																																			
	Limit	Read	Ant	Cable	Preamp	Aux	APos	TPos																																																																																																																							
Freq	Level	Line Margin	Level	Factor	Loss	Factor	Factor		Remark																																																																																																																						
MHz	dBuV/m	dBuV/m	dB	dBuV	dB/m	dB	dB	cm	deg																																																																																																																						
1	5745.00	112.49	-----	-----	100.12	33.68	13.73	35.04	0.00	102	74	PEAK																																																																																																																			
Avg.	Blank	<p>Site : 03CH21-HY Condition: AVG_54 3m DRH18-E_LE2C03A18EN_240711 HORIZONTAL : RBW:1000.000kHz VBW:0.510kHz SWT:Auto</p> <table border="1"> <thead> <tr> <th></th> <th>Limit</th> <th>Read</th> <th>Ant</th> <th>Cable</th> <th>Preamp</th> <th>Aux</th> <th>APos</th> <th>TPos</th> <th></th> </tr> <tr> <th>Freq</th> <th>Level</th> <th>Line Margin</th> <th>Level</th> <th>Factor</th> <th>Loss</th> <th>Factor</th> <th>Factor</th> <th></th> <th>Remark</th> </tr> <tr> <th>MHz</th> <th>dBuV/m</th> <th>dBuV/m</th> <th>dB</th> <th>dBuV</th> <th>dB/m</th> <th>dB</th> <th>dB</th> <th>cm</th> <th>deg</th> </tr> </thead> <tbody> <tr> <td>1</td> <td>5745.00</td> <td>105.06</td> <td>-----</td> <td>-----</td> <td>92.72</td> <td>33.66</td> <td>13.72</td> <td>35.04</td> <td>0.00</td> <td>102</td> <td>74</td> <td>AVERAGE</td> </tr> </tbody> </table>		Limit	Read	Ant	Cable	Preamp	Aux	APos	TPos		Freq	Level	Line Margin	Level	Factor	Loss	Factor	Factor		Remark	MHz	dBuV/m	dBuV/m	dB	dBuV	dB/m	dB	dB	cm	deg	1	5745.00	105.06	-----	-----	92.72	33.66	13.72	35.04	0.00	102	74	AVERAGE																																																																																		
	Limit	Read	Ant	Cable	Preamp	Aux	APos	TPos																																																																																																																							
Freq	Level	Line Margin	Level	Factor	Loss	Factor	Factor		Remark																																																																																																																						
MHz	dBuV/m	dBuV/m	dB	dBuV	dB/m	dB	dB	cm	deg																																																																																																																						
1	5745.00	105.06	-----	-----	92.72	33.66	13.72	35.04	0.00	102	74	AVERAGE																																																																																																																			



	92																																																																																																																														
Mode	Band Edge																																																																																																																														
	U-NII-3_5.725-5.85_802.11a_CH149_5745MHz																																																																																																																														
ANT	1																																																																																																																														
Pol.	Vertical	Fundamental																																																																																																																													
Peak	<p>Level (dBuV/m)</p> <p>Frequency (MHz)</p> <p>PEAK_BE(B4)_16-24</p> <p>Site : 03CH21-HY Condition: PEAK_BE(B4)_16-24 3m DRH18-E_LE2C03A18EN_240711 VERTICAL : RBW:1000.000kHz VBW:3000.000kHz SWT:Auto</p> <table border="1"> <thead> <tr> <th></th> <th>Limit</th> <th>Read</th> <th>Ant</th> <th>Cable</th> <th>Preamp</th> <th>Aux</th> <th>APos</th> <th>TPos</th> <th></th> </tr> <tr> <th>Freq</th> <th>Level</th> <th>Line Margin</th> <th>Level</th> <th>Factor</th> <th>Loss</th> <th>Factor</th> <th>Factor</th> <th></th> <th>Remark</th> </tr> <tr> <th>MHz</th> <th>dBuV/m</th> <th>dBuV/m</th> <th>dB</th> <th>dBuV</th> <th>dB/m</th> <th>dB</th> <th>dB</th> <th>cm</th> <th>deg</th> </tr> </thead> <tbody> <tr> <td>1</td> <td>5622.19</td> <td>51.16</td> <td>68.20</td> <td>-17.04</td> <td>39.49</td> <td>33.03</td> <td>13.58</td> <td>34.94</td> <td>0.00</td> <td>304</td> <td>262</td> <td>PEAK</td> </tr> <tr> <td>2</td> <td>5650.03</td> <td>49.41</td> <td>68.22</td> <td>-18.81</td> <td>37.56</td> <td>33.20</td> <td>13.61</td> <td>34.96</td> <td>0.00</td> <td>304</td> <td>262</td> <td>PEAK</td> </tr> <tr> <td>3</td> <td>5714.12</td> <td>66.29</td> <td>109.15</td> <td>-42.86</td> <td>54.05</td> <td>33.56</td> <td>13.69</td> <td>35.01</td> <td>0.00</td> <td>304</td> <td>262</td> <td>PEAK</td> </tr> <tr> <td>4</td> <td>5724.41</td> <td>78.57</td> <td>120.86</td> <td>-42.29</td> <td>66.29</td> <td>33.60</td> <td>13.70</td> <td>35.02</td> <td>0.00</td> <td>304</td> <td>262</td> <td>PEAK</td> </tr> </tbody> </table>		Limit	Read	Ant	Cable	Preamp	Aux	APos	TPos		Freq	Level	Line Margin	Level	Factor	Loss	Factor	Factor		Remark	MHz	dBuV/m	dBuV/m	dB	dBuV	dB/m	dB	dB	cm	deg	1	5622.19	51.16	68.20	-17.04	39.49	33.03	13.58	34.94	0.00	304	262	PEAK	2	5650.03	49.41	68.22	-18.81	37.56	33.20	13.61	34.96	0.00	304	262	PEAK	3	5714.12	66.29	109.15	-42.86	54.05	33.56	13.69	35.01	0.00	304	262	PEAK	4	5724.41	78.57	120.86	-42.29	66.29	33.60	13.70	35.02	0.00	304	262	PEAK	<p>Level (dBuV/m)</p> <p>Frequency (MHz)</p> <p>PEAK(UNI)</p> <p>Site : 03CH21-HY Condition: PEAK(UNI) 3m DRH18-E_LE2C03A18EN_240711 VERTICAL : RBW:1000.000kHz VBW:3000.000kHz SWT:Auto</p> <table border="1"> <thead> <tr> <th></th> <th>Limit</th> <th>Read</th> <th>Ant</th> <th>Cable</th> <th>Preamp</th> <th>Aux</th> <th>APos</th> <th>TPos</th> <th></th> </tr> <tr> <th>Freq</th> <th>Level</th> <th>Line Margin</th> <th>Level</th> <th>Factor</th> <th>Loss</th> <th>Factor</th> <th>Factor</th> <th></th> <th>Remark</th> </tr> <tr> <th>MHz</th> <th>dBuV/m</th> <th>dBuV/m</th> <th>dB</th> <th>dBuV</th> <th>dB/m</th> <th>dB</th> <th>dB</th> <th>cm</th> <th>deg</th> </tr> </thead> <tbody> <tr> <td>1</td> <td>5745.00</td> <td>112.06</td> <td>-----</td> <td>-----</td> <td>99.72</td> <td>33.66</td> <td>13.72</td> <td>35.04</td> <td>0.00</td> <td>304</td> <td>262</td> <td>PEAK</td> </tr> </tbody> </table>		Limit	Read	Ant	Cable	Preamp	Aux	APos	TPos		Freq	Level	Line Margin	Level	Factor	Loss	Factor	Factor		Remark	MHz	dBuV/m	dBuV/m	dB	dBuV	dB/m	dB	dB	cm	deg	1	5745.00	112.06	-----	-----	99.72	33.66	13.72	35.04	0.00	304	262	PEAK
		Limit	Read	Ant	Cable	Preamp	Aux	APos	TPos																																																																																																																						
Freq	Level	Line Margin	Level	Factor	Loss	Factor	Factor		Remark																																																																																																																						
MHz	dBuV/m	dBuV/m	dB	dBuV	dB/m	dB	dB	cm	deg																																																																																																																						
1	5622.19	51.16	68.20	-17.04	39.49	33.03	13.58	34.94	0.00	304	262	PEAK																																																																																																																			
2	5650.03	49.41	68.22	-18.81	37.56	33.20	13.61	34.96	0.00	304	262	PEAK																																																																																																																			
3	5714.12	66.29	109.15	-42.86	54.05	33.56	13.69	35.01	0.00	304	262	PEAK																																																																																																																			
4	5724.41	78.57	120.86	-42.29	66.29	33.60	13.70	35.02	0.00	304	262	PEAK																																																																																																																			
	Limit	Read	Ant	Cable	Preamp	Aux	APos	TPos																																																																																																																							
Freq	Level	Line Margin	Level	Factor	Loss	Factor	Factor		Remark																																																																																																																						
MHz	dBuV/m	dBuV/m	dB	dBuV	dB/m	dB	dB	cm	deg																																																																																																																						
1	5745.00	112.06	-----	-----	99.72	33.66	13.72	35.04	0.00	304	262	PEAK																																																																																																																			
Avg.	Blank	<p>Level (dBuV/m)</p> <p>Frequency (MHz)</p> <p>AVG_54</p> <p>Site : 03CH21-HY Condition: AVG_54 3m DRH18-E_LE2C03A18EN_240711 VERTICAL : RBW:1000.000kHz VBW:0.510kHz SWT:Auto</p> <table border="1"> <thead> <tr> <th></th> <th>Limit</th> <th>Read</th> <th>Ant</th> <th>Cable</th> <th>Preamp</th> <th>Aux</th> <th>APos</th> <th>TPos</th> <th></th> </tr> <tr> <th>Freq</th> <th>Level</th> <th>Line Margin</th> <th>Level</th> <th>Factor</th> <th>Loss</th> <th>Factor</th> <th>Factor</th> <th></th> <th>Remark</th> </tr> <tr> <th>MHz</th> <th>dBuV/m</th> <th>dBuV/m</th> <th>dB</th> <th>dBuV</th> <th>dB/m</th> <th>dB</th> <th>dB</th> <th>cm</th> <th>deg</th> </tr> </thead> <tbody> <tr> <td>1</td> <td>5745.00</td> <td>105.73</td> <td>-----</td> <td>-----</td> <td>93.36</td> <td>33.68</td> <td>13.73</td> <td>35.04</td> <td>0.00</td> <td>304</td> <td>262</td> <td>AVERAGE</td> </tr> </tbody> </table>		Limit	Read	Ant	Cable	Preamp	Aux	APos	TPos		Freq	Level	Line Margin	Level	Factor	Loss	Factor	Factor		Remark	MHz	dBuV/m	dBuV/m	dB	dBuV	dB/m	dB	dB	cm	deg	1	5745.00	105.73	-----	-----	93.36	33.68	13.73	35.04	0.00	304	262	AVERAGE																																																																																		
	Limit	Read	Ant	Cable	Preamp	Aux	APos	TPos																																																																																																																							
Freq	Level	Line Margin	Level	Factor	Loss	Factor	Factor		Remark																																																																																																																						
MHz	dBuV/m	dBuV/m	dB	dBuV	dB/m	dB	dB	cm	deg																																																																																																																						
1	5745.00	105.73	-----	-----	93.36	33.68	13.73	35.04	0.00	304	262	AVERAGE																																																																																																																			



Mode	92																																																																																																																			
	Harmonic																																																																																																																			
	U-NII-3_5.725-5.85_802.11a_CH149_5745MHz																																																																																																																			
ANT	1																																																																																																																			
Pol.	Horizontal	Vertical																																																																																																																		
Peak Avg.	<p>Site : 03CH21-HY Condition: PEAK(UNII) 3m DRH18-E_LE2C03A18EN_240711 HORIZONTAL</p> <table border="1"> <thead> <tr> <th>Limit</th> <th>Read</th> <th>Ant</th> <th>Cable</th> <th>Preamp</th> <th>Aux</th> <th>APos</th> <th>TPos</th> <th>Remark</th> </tr> <tr> <th>Freq</th> <th>Level</th> <th>Line Margin</th> <th>Level</th> <th>Factor</th> <th>Loss Factor</th> <th>Factor</th> <th></th> <th></th> </tr> <tr> <th>MHz</th> <th>dBuV/m</th> <th>dBuV/m</th> <th>dB</th> <th>dBuV</th> <th>dB/m</th> <th>dB</th> <th>dB</th> <th>dB</th> </tr> </thead> <tbody> <tr> <td>1 11490.00</td> <td>50.60</td> <td>74.00</td> <td>-23.40</td> <td>32.77</td> <td>38.50</td> <td>19.50</td> <td>40.61</td> <td>0.44</td> <td>-- -- PEAK</td> </tr> <tr> <td>2 11490.00</td> <td>40.91</td> <td>54.00</td> <td>-13.09</td> <td>23.08</td> <td>38.50</td> <td>19.50</td> <td>40.61</td> <td>0.44</td> <td>-- -- AVERAGE</td> </tr> <tr> <td>3 17235.00</td> <td>53.07</td> <td>68.20</td> <td>-15.13</td> <td>35.90</td> <td>39.87</td> <td>24.01</td> <td>47.17</td> <td>0.46</td> <td>-- -- PEAK</td> </tr> </tbody> </table>	Limit	Read	Ant	Cable	Preamp	Aux	APos	TPos	Remark	Freq	Level	Line Margin	Level	Factor	Loss Factor	Factor			MHz	dBuV/m	dBuV/m	dB	dBuV	dB/m	dB	dB	dB	1 11490.00	50.60	74.00	-23.40	32.77	38.50	19.50	40.61	0.44	-- -- PEAK	2 11490.00	40.91	54.00	-13.09	23.08	38.50	19.50	40.61	0.44	-- -- AVERAGE	3 17235.00	53.07	68.20	-15.13	35.90	39.87	24.01	47.17	0.46	-- -- PEAK	<p>Site : 03CH21-HY Condition: PEAK(UNII) 3m DRH18-E_LE2C03A18EN_240711 VERTICAL</p> <table border="1"> <thead> <tr> <th>Limit</th> <th>Read</th> <th>Ant</th> <th>Cable</th> <th>Preamp</th> <th>Aux</th> <th>APos</th> <th>TPos</th> <th>Remark</th> </tr> <tr> <th>Freq</th> <th>Level</th> <th>Line Margin</th> <th>Level</th> <th>Factor</th> <th>Loss Factor</th> <th>Factor</th> <th></th> <th></th> </tr> <tr> <th>MHz</th> <th>dBuV/m</th> <th>dBuV/m</th> <th>dB</th> <th>dBuV</th> <th>dB/m</th> <th>dB</th> <th>dB</th> <th>dB</th> </tr> </thead> <tbody> <tr> <td>1 11490.00</td> <td>50.90</td> <td>74.00</td> <td>-23.10</td> <td>33.07</td> <td>38.50</td> <td>19.50</td> <td>40.61</td> <td>0.44</td> <td>-- -- PEAK</td> </tr> <tr> <td>2 11490.00</td> <td>42.96</td> <td>54.00</td> <td>-11.04</td> <td>25.13</td> <td>38.50</td> <td>19.50</td> <td>40.61</td> <td>0.44</td> <td>-- -- AVERAGE</td> </tr> <tr> <td>3 17235.00</td> <td>53.55</td> <td>68.20</td> <td>-14.65</td> <td>36.38</td> <td>39.87</td> <td>24.01</td> <td>47.17</td> <td>0.46</td> <td>-- -- PEAK</td> </tr> </tbody> </table>	Limit	Read	Ant	Cable	Preamp	Aux	APos	TPos	Remark	Freq	Level	Line Margin	Level	Factor	Loss Factor	Factor			MHz	dBuV/m	dBuV/m	dB	dBuV	dB/m	dB	dB	dB	1 11490.00	50.90	74.00	-23.10	33.07	38.50	19.50	40.61	0.44	-- -- PEAK	2 11490.00	42.96	54.00	-11.04	25.13	38.50	19.50	40.61	0.44	-- -- AVERAGE	3 17235.00	53.55	68.20	-14.65	36.38	39.87	24.01	47.17	0.46	-- -- PEAK
Limit	Read	Ant	Cable	Preamp	Aux	APos	TPos	Remark																																																																																																												
Freq	Level	Line Margin	Level	Factor	Loss Factor	Factor																																																																																																														
MHz	dBuV/m	dBuV/m	dB	dBuV	dB/m	dB	dB	dB																																																																																																												
1 11490.00	50.60	74.00	-23.40	32.77	38.50	19.50	40.61	0.44	-- -- PEAK																																																																																																											
2 11490.00	40.91	54.00	-13.09	23.08	38.50	19.50	40.61	0.44	-- -- AVERAGE																																																																																																											
3 17235.00	53.07	68.20	-15.13	35.90	39.87	24.01	47.17	0.46	-- -- PEAK																																																																																																											
Limit	Read	Ant	Cable	Preamp	Aux	APos	TPos	Remark																																																																																																												
Freq	Level	Line Margin	Level	Factor	Loss Factor	Factor																																																																																																														
MHz	dBuV/m	dBuV/m	dB	dBuV	dB/m	dB	dB	dB																																																																																																												
1 11490.00	50.90	74.00	-23.10	33.07	38.50	19.50	40.61	0.44	-- -- PEAK																																																																																																											
2 11490.00	42.96	54.00	-11.04	25.13	38.50	19.50	40.61	0.44	-- -- AVERAGE																																																																																																											
3 17235.00	53.55	68.20	-14.65	36.38	39.87	24.01	47.17	0.46	-- -- PEAK																																																																																																											



Mode	92	
	Harmonic	
	U-NII-3_5.725-5.85_802.11a_CH149_5745MHz	
ANT	1	
Pol.	Horizontal	Vertical
10.6G ~18G Avg.	<p>Site : 03CH21-HY Condition: AVG_54 3m DRH18-E_LE2C03A18EN_240711 HORIZONTAL</p>	<p>Site : 03CH21-HY Condition: AVG_54 3m DRH18-E_LE2C03A18EN_240711 VERTICAL</p>

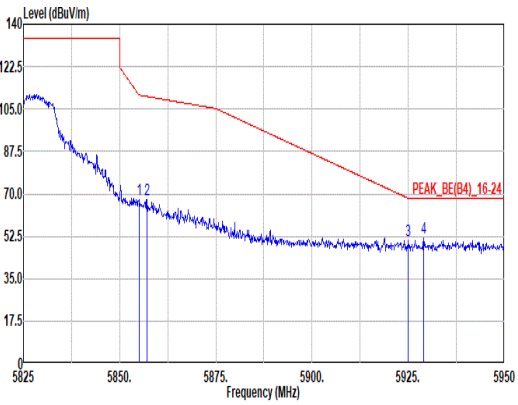
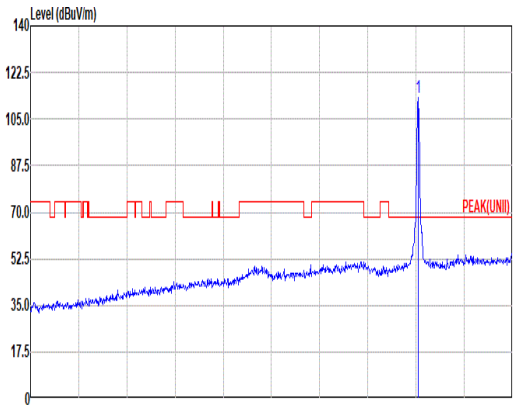
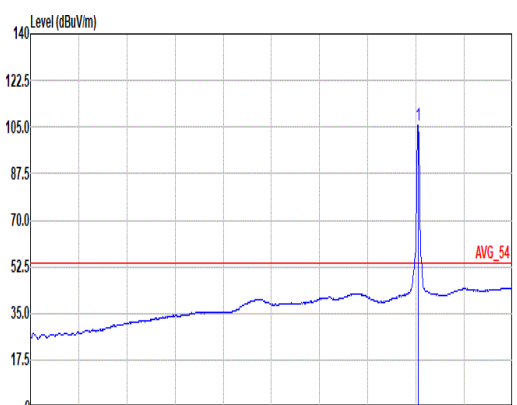


Mode	93																																																																																																																																					
	Harmonic																																																																																																																																					
	U-NII-3_5.725-5.85_802.11a_CH157_5785MHz																																																																																																																																					
ANT	1																																																																																																																																					
Pol.	Horizontal	Vertical																																																																																																																																				
Peak Avg.	<p>Site : 03CH21-HY Condition: PEAK(UNII) 3m DRH18-E_LE2C03A18EN_240711 HORIZONTAL</p> <table border="1"> <thead> <tr> <th>Limit</th> <th>Read</th> <th>Ant</th> <th>Cable</th> <th>Preamp</th> <th>Aux</th> <th>APos</th> <th>TPos</th> <th>Remark</th> </tr> <tr> <th>Freq</th> <th>Level</th> <th>Line Margin</th> <th>Level</th> <th>Factor</th> <th>Loss Factor</th> <th>Factor</th> <th></th> <th></th> </tr> <tr> <th>MHz</th> <th>dBuV/m</th> <th>dBuV/m</th> <th>dB</th> <th>dBuV</th> <th>dB/m</th> <th>dB</th> <th>dB</th> <th>dB</th> </tr> </thead> <tbody> <tr> <td>1</td> <td>11570.00</td> <td>50.48</td> <td>74.00</td> <td>-23.52</td> <td>32.70</td> <td>38.50</td> <td>19.57</td> <td>40.72</td> <td>0.43</td> <td>--</td> <td>--</td> <td>PEAK</td> </tr> <tr> <td>2</td> <td>11570.00</td> <td>40.69</td> <td>54.00</td> <td>-13.31</td> <td>22.91</td> <td>38.50</td> <td>19.57</td> <td>40.72</td> <td>0.43</td> <td>--</td> <td>--</td> <td>AVERAGE</td> </tr> <tr> <td>3</td> <td>17355.00</td> <td>53.32</td> <td>68.20</td> <td>-14.88</td> <td>36.29</td> <td>39.91</td> <td>24.10</td> <td>47.44</td> <td>0.46</td> <td>--</td> <td>--</td> <td>PEAK</td> </tr> </tbody> </table>	Limit	Read	Ant	Cable	Preamp	Aux	APos	TPos	Remark	Freq	Level	Line Margin	Level	Factor	Loss Factor	Factor			MHz	dBuV/m	dBuV/m	dB	dBuV	dB/m	dB	dB	dB	1	11570.00	50.48	74.00	-23.52	32.70	38.50	19.57	40.72	0.43	--	--	PEAK	2	11570.00	40.69	54.00	-13.31	22.91	38.50	19.57	40.72	0.43	--	--	AVERAGE	3	17355.00	53.32	68.20	-14.88	36.29	39.91	24.10	47.44	0.46	--	--	PEAK	<p>Site : 03CH21-HY Condition: PEAK(UNII) 3m DRH18-E_LE2C03A18EN_240711 VERTICAL</p> <table border="1"> <thead> <tr> <th>Limit</th> <th>Read</th> <th>Ant</th> <th>Cable</th> <th>Preamp</th> <th>Aux</th> <th>APos</th> <th>TPos</th> <th>Remark</th> </tr> <tr> <th>Freq</th> <th>Level</th> <th>Line Margin</th> <th>Level</th> <th>Factor</th> <th>Loss Factor</th> <th>Factor</th> <th></th> <th></th> </tr> <tr> <th>MHz</th> <th>dBuV/m</th> <th>dBuV/m</th> <th>dB</th> <th>dBuV</th> <th>dB/m</th> <th>dB</th> <th>dB</th> <th>dB</th> </tr> </thead> <tbody> <tr> <td>1</td> <td>11570.00</td> <td>51.13</td> <td>74.00</td> <td>-22.87</td> <td>33.35</td> <td>38.50</td> <td>19.57</td> <td>40.72</td> <td>0.43</td> <td>--</td> <td>--</td> <td>PEAK</td> </tr> <tr> <td>2</td> <td>11570.00</td> <td>42.13</td> <td>54.00</td> <td>-11.87</td> <td>24.35</td> <td>38.50</td> <td>19.57</td> <td>40.72</td> <td>0.43</td> <td>--</td> <td>--</td> <td>AVERAGE</td> </tr> <tr> <td>3</td> <td>17355.00</td> <td>53.38</td> <td>68.20</td> <td>-14.82</td> <td>36.35</td> <td>39.91</td> <td>24.10</td> <td>47.44</td> <td>0.46</td> <td>--</td> <td>--</td> <td>PEAK</td> </tr> </tbody> </table>	Limit	Read	Ant	Cable	Preamp	Aux	APos	TPos	Remark	Freq	Level	Line Margin	Level	Factor	Loss Factor	Factor			MHz	dBuV/m	dBuV/m	dB	dBuV	dB/m	dB	dB	dB	1	11570.00	51.13	74.00	-22.87	33.35	38.50	19.57	40.72	0.43	--	--	PEAK	2	11570.00	42.13	54.00	-11.87	24.35	38.50	19.57	40.72	0.43	--	--	AVERAGE	3	17355.00	53.38	68.20	-14.82	36.35	39.91	24.10	47.44	0.46	--	--	PEAK
Limit	Read	Ant	Cable	Preamp	Aux	APos	TPos	Remark																																																																																																																														
Freq	Level	Line Margin	Level	Factor	Loss Factor	Factor																																																																																																																																
MHz	dBuV/m	dBuV/m	dB	dBuV	dB/m	dB	dB	dB																																																																																																																														
1	11570.00	50.48	74.00	-23.52	32.70	38.50	19.57	40.72	0.43	--	--	PEAK																																																																																																																										
2	11570.00	40.69	54.00	-13.31	22.91	38.50	19.57	40.72	0.43	--	--	AVERAGE																																																																																																																										
3	17355.00	53.32	68.20	-14.88	36.29	39.91	24.10	47.44	0.46	--	--	PEAK																																																																																																																										
Limit	Read	Ant	Cable	Preamp	Aux	APos	TPos	Remark																																																																																																																														
Freq	Level	Line Margin	Level	Factor	Loss Factor	Factor																																																																																																																																
MHz	dBuV/m	dBuV/m	dB	dBuV	dB/m	dB	dB	dB																																																																																																																														
1	11570.00	51.13	74.00	-22.87	33.35	38.50	19.57	40.72	0.43	--	--	PEAK																																																																																																																										
2	11570.00	42.13	54.00	-11.87	24.35	38.50	19.57	40.72	0.43	--	--	AVERAGE																																																																																																																										
3	17355.00	53.38	68.20	-14.82	36.35	39.91	24.10	47.44	0.46	--	--	PEAK																																																																																																																										

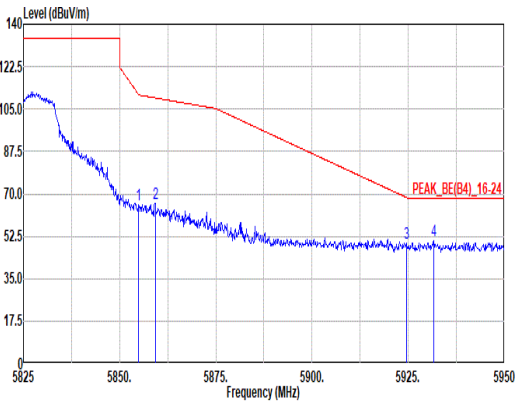
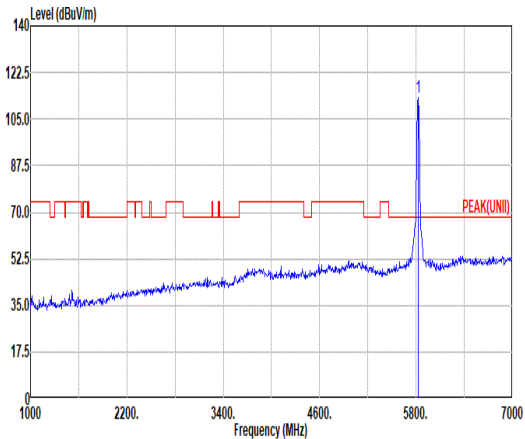
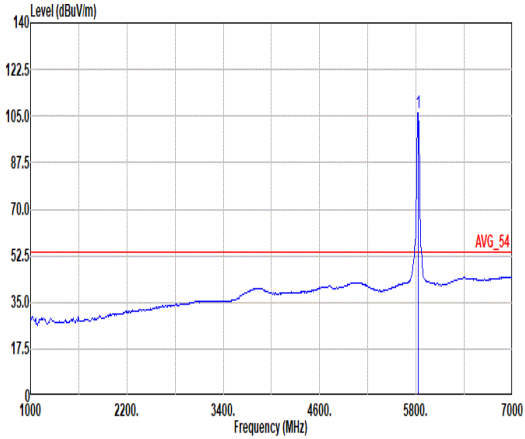


Mode	93	
	Harmonic	
	U-NII-3_5.725-5.85_802.11a_CH157_5785MHz	
ANT	1	
Pol.	Horizontal	Vertical
10.6G ~18G Avg.	<p>Site : 03CH21-HY Condition: AVG_54 3m DRH18-E_LE2C03A18EN_240711 HORIZONTAL</p>	<p>Site : 03CH21-HY Condition: AVG_54 3m DRH18-E_LE2C03A18EN_240711 VERTICAL</p>



	94																																																																																																																																
Mode	Band Edge																																																																																																																																
	U-NII-3_5.725-5.85_802.11a_CH165_5825MHz																																																																																																																																
ANT	1																																																																																																																																
Pol.	Horizontal	Fundamental																																																																																																																															
Peak	 <p>Site : 03CH21-HY Condition: PEAK_BE(B4)_16-24 3m DRH18-E_LE2C03A18EN_240711 HORIZONTAL : RBW:1000.000kHz VBW:3000.000kHz SWT:Auto</p> <table border="1"> <thead> <tr> <th></th> <th>Limit</th> <th>Read</th> <th>Ant</th> <th>Cable</th> <th>Preamp</th> <th>Aux</th> <th>APos</th> <th>TPos</th> <th>Remark</th> </tr> <tr> <th>Freq</th> <th>Level</th> <th>Line Margin</th> <th>Level</th> <th>Factor</th> <th>Loss</th> <th>Factor</th> <th>Factor</th> <th>Factor</th> <th></th> </tr> <tr> <th>MHz</th> <th>dBuV/m</th> <th>dBuV/m</th> <th>dB</th> <th>dBuV</th> <th>dB/m</th> <th>dB</th> <th>dB</th> <th>dB</th> <th>cm</th> <th>deg</th> </tr> </thead> <tbody> <tr> <td>1</td> <td>5855.00</td> <td>67.39</td> <td>110.00</td> <td>-43.41</td> <td>54.97</td> <td>33.70</td> <td>13.86</td> <td>35.14</td> <td>0.00</td> <td>186</td> <td>358</td> <td>PEAK</td> </tr> <tr> <td>2</td> <td>5857.13</td> <td>67.58</td> <td>110.20</td> <td>-42.62</td> <td>55.16</td> <td>33.70</td> <td>13.86</td> <td>35.14</td> <td>0.00</td> <td>186</td> <td>358</td> <td>PEAK</td> </tr> <tr> <td>3</td> <td>5925.00</td> <td>50.50</td> <td>68.20</td> <td>-17.70</td> <td>38.11</td> <td>33.65</td> <td>13.94</td> <td>35.20</td> <td>0.00</td> <td>186</td> <td>358</td> <td>PEAK</td> </tr> <tr> <td>4</td> <td>5929.00</td> <td>51.87</td> <td>68.20</td> <td>-16.33</td> <td>39.49</td> <td>33.64</td> <td>13.94</td> <td>35.20</td> <td>0.00</td> <td>186</td> <td>358</td> <td>PEAK</td> </tr> </tbody> </table>		Limit	Read	Ant	Cable	Preamp	Aux	APos	TPos	Remark	Freq	Level	Line Margin	Level	Factor	Loss	Factor	Factor	Factor		MHz	dBuV/m	dBuV/m	dB	dBuV	dB/m	dB	dB	dB	cm	deg	1	5855.00	67.39	110.00	-43.41	54.97	33.70	13.86	35.14	0.00	186	358	PEAK	2	5857.13	67.58	110.20	-42.62	55.16	33.70	13.86	35.14	0.00	186	358	PEAK	3	5925.00	50.50	68.20	-17.70	38.11	33.65	13.94	35.20	0.00	186	358	PEAK	4	5929.00	51.87	68.20	-16.33	39.49	33.64	13.94	35.20	0.00	186	358	PEAK	 <p>Site : 03CH21-HY Condition: PEAK(UNII) 3m DRH18-E_LE2C03A18EN_240711 HORIZONTAL : RBW:1000.000kHz VBW:3000.000kHz SWT:Auto</p> <table border="1"> <thead> <tr> <th></th> <th>Limit</th> <th>Read</th> <th>Ant</th> <th>Cable</th> <th>Preamp</th> <th>Aux</th> <th>APos</th> <th>TPos</th> <th>Remark</th> </tr> <tr> <th>Freq</th> <th>Level</th> <th>Line Margin</th> <th>Level</th> <th>Factor</th> <th>Loss</th> <th>Factor</th> <th>Factor</th> <th>Factor</th> <th></th> </tr> <tr> <th>MHz</th> <th>dBuV/m</th> <th>dBuV/m</th> <th>dB</th> <th>dBuV</th> <th>dB/m</th> <th>dB</th> <th>dB</th> <th>dB</th> <th>cm</th> <th>deg</th> </tr> </thead> <tbody> <tr> <td>1</td> <td>5825.00</td> <td>113.25</td> <td>-----</td> <td>-----</td> <td>100.84</td> <td>33.70</td> <td>13.82</td> <td>35.11</td> <td>0.00</td> <td>186</td> <td>358</td> <td>PEAK</td> </tr> </tbody> </table>		Limit	Read	Ant	Cable	Preamp	Aux	APos	TPos	Remark	Freq	Level	Line Margin	Level	Factor	Loss	Factor	Factor	Factor		MHz	dBuV/m	dBuV/m	dB	dBuV	dB/m	dB	dB	dB	cm	deg	1	5825.00	113.25	-----	-----	100.84	33.70	13.82	35.11	0.00	186	358	PEAK
	Limit	Read	Ant	Cable	Preamp	Aux	APos	TPos	Remark																																																																																																																								
Freq	Level	Line Margin	Level	Factor	Loss	Factor	Factor	Factor																																																																																																																									
MHz	dBuV/m	dBuV/m	dB	dBuV	dB/m	dB	dB	dB	cm	deg																																																																																																																							
1	5855.00	67.39	110.00	-43.41	54.97	33.70	13.86	35.14	0.00	186	358	PEAK																																																																																																																					
2	5857.13	67.58	110.20	-42.62	55.16	33.70	13.86	35.14	0.00	186	358	PEAK																																																																																																																					
3	5925.00	50.50	68.20	-17.70	38.11	33.65	13.94	35.20	0.00	186	358	PEAK																																																																																																																					
4	5929.00	51.87	68.20	-16.33	39.49	33.64	13.94	35.20	0.00	186	358	PEAK																																																																																																																					
	Limit	Read	Ant	Cable	Preamp	Aux	APos	TPos	Remark																																																																																																																								
Freq	Level	Line Margin	Level	Factor	Loss	Factor	Factor	Factor																																																																																																																									
MHz	dBuV/m	dBuV/m	dB	dBuV	dB/m	dB	dB	dB	cm	deg																																																																																																																							
1	5825.00	113.25	-----	-----	100.84	33.70	13.82	35.11	0.00	186	358	PEAK																																																																																																																					
Avg.	Blank	 <p>Site : 03CH21-HY Condition: AVG_54 3m DRH18-E_LE2C03A18EN_240711 HORIZONTAL : RBW:1000.000kHz VBW:0.510kHz SWT:Auto</p> <table border="1"> <thead> <tr> <th></th> <th>Limit</th> <th>Read</th> <th>Ant</th> <th>Cable</th> <th>Preamp</th> <th>Aux</th> <th>APos</th> <th>TPos</th> <th>Remark</th> </tr> <tr> <th>Freq</th> <th>Level</th> <th>Line Margin</th> <th>Level</th> <th>Factor</th> <th>Loss</th> <th>Factor</th> <th>Factor</th> <th>Factor</th> <th></th> </tr> <tr> <th>MHz</th> <th>dBuV/m</th> <th>dBuV/m</th> <th>dB</th> <th>dBuV</th> <th>dB/m</th> <th>dB</th> <th>dB</th> <th>dB</th> <th>cm</th> <th>deg</th> </tr> </thead> <tbody> <tr> <td>1</td> <td>5825.00</td> <td>105.79</td> <td>-----</td> <td>-----</td> <td>93.38</td> <td>33.70</td> <td>13.82</td> <td>35.11</td> <td>0.00</td> <td>186</td> <td>358</td> <td>AVERAGE</td> </tr> </tbody> </table>		Limit	Read	Ant	Cable	Preamp	Aux	APos	TPos	Remark	Freq	Level	Line Margin	Level	Factor	Loss	Factor	Factor	Factor		MHz	dBuV/m	dBuV/m	dB	dBuV	dB/m	dB	dB	dB	cm	deg	1	5825.00	105.79	-----	-----	93.38	33.70	13.82	35.11	0.00	186	358	AVERAGE																																																																																			
	Limit	Read	Ant	Cable	Preamp	Aux	APos	TPos	Remark																																																																																																																								
Freq	Level	Line Margin	Level	Factor	Loss	Factor	Factor	Factor																																																																																																																									
MHz	dBuV/m	dBuV/m	dB	dBuV	dB/m	dB	dB	dB	cm	deg																																																																																																																							
1	5825.00	105.79	-----	-----	93.38	33.70	13.82	35.11	0.00	186	358	AVERAGE																																																																																																																					



		94																																																																																																																						
Mode	Band Edge																																																																																																																							
	U-NII-3_5.725-5.85_802.11a_CH165_5825MHz																																																																																																																							
ANT	1																																																																																																																							
Pol.	Vertical	Fundamental																																																																																																																						
Peak	 <p>Level (dBuV/m) vs Frequency (MHz) plot for Vertical polarization. Shows a red limit line and a blue signal line with peaks marked 1, 2, 3, 4. A red label 'PEAK_BE(B4)_16-24' is present.</p>		 <p>Level (dBuV/m) vs Frequency (MHz) plot for Fundamental polarization. Shows a red limit line and a blue signal line with a prominent peak at 5825 MHz marked 1. A red label 'PEAK(U)11' is present.</p>																																																																																																																					
	<p>Site : 03CH21-HY Condition: PEAK_BE(B4)_16-24 3m DRH18-E_LE2C03A18EN_240711 VERTICAL : RBW:1000.000kHz VBW:3000.000kHz SWT:Auto</p> <table border="1"> <thead> <tr> <th>Peak</th> <th>Freq</th> <th>Level</th> <th>Limit</th> <th>Line Margin</th> <th>Read Level</th> <th>Ant Factor</th> <th>Cable Loss</th> <th>Preamp</th> <th>Aux Factor</th> <th>APos</th> <th>TPos</th> <th>Remark</th> </tr> <tr> <th></th> <th>MHz</th> <th>dBuV/m</th> <th>dBuV/m</th> <th>dB</th> <th>dBuV</th> <th>dB/m</th> <th>dB</th> <th>dB</th> <th>dB</th> <th>cm</th> <th>deg</th> <th></th> </tr> </thead> <tbody> <tr> <td>1</td> <td>5854.88</td> <td>65.29</td> <td>111.00</td> <td>-45.79</td> <td>52.87</td> <td>33.70</td> <td>13.86</td> <td>35.14</td> <td>0.00</td> <td>315</td> <td>286</td> <td>PEAK</td> </tr> <tr> <td>2</td> <td>5859.25</td> <td>66.08</td> <td>109.61</td> <td>-43.53</td> <td>53.66</td> <td>33.70</td> <td>13.86</td> <td>35.14</td> <td>0.00</td> <td>315</td> <td>286</td> <td>PEAK</td> </tr> <tr> <td>3</td> <td>5924.63</td> <td>49.55</td> <td>68.48</td> <td>-18.93</td> <td>37.16</td> <td>33.65</td> <td>13.94</td> <td>35.20</td> <td>0.00</td> <td>315</td> <td>286</td> <td>PEAK</td> </tr> <tr> <td>4</td> <td>5931.63</td> <td>50.55</td> <td>68.20</td> <td>-17.65</td> <td>38.16</td> <td>33.64</td> <td>13.95</td> <td>35.20</td> <td>0.00</td> <td>315</td> <td>286</td> <td>PEAK</td> </tr> </tbody> </table>		Peak	Freq	Level	Limit	Line Margin	Read Level	Ant Factor	Cable Loss	Preamp	Aux Factor	APos	TPos	Remark		MHz	dBuV/m	dBuV/m	dB	dBuV	dB/m	dB	dB	dB	cm	deg		1	5854.88	65.29	111.00	-45.79	52.87	33.70	13.86	35.14	0.00	315	286	PEAK	2	5859.25	66.08	109.61	-43.53	53.66	33.70	13.86	35.14	0.00	315	286	PEAK	3	5924.63	49.55	68.48	-18.93	37.16	33.65	13.94	35.20	0.00	315	286	PEAK	4	5931.63	50.55	68.20	-17.65	38.16	33.64	13.95	35.20	0.00	315	286	PEAK	<p>Site : 03CH21-HY Condition: PEAK(U)11 3m DRH18-E_LE2C03A18EN_240711 VERTICAL : RBW:1000.000kHz VBW:3000.000kHz SWT:Auto</p> <table border="1"> <thead> <tr> <th>Peak</th> <th>Freq</th> <th>Level</th> <th>Limit</th> <th>Line Margin</th> <th>Read Level</th> <th>Ant Factor</th> <th>Cable Loss</th> <th>Preamp</th> <th>Aux Factor</th> <th>APos</th> <th>TPos</th> <th>Remark</th> </tr> <tr> <th></th> <th>MHz</th> <th>dBuV/m</th> <th>dBuV/m</th> <th>dB</th> <th>dBuV</th> <th>dB/m</th> <th>dB</th> <th>dB</th> <th>dB</th> <th>cm</th> <th>deg</th> <th></th> </tr> </thead> <tbody> <tr> <td>1</td> <td>5825.00</td> <td>112.88</td> <td>-----</td> <td>-----</td> <td>100.46</td> <td>33.70</td> <td>13.83</td> <td>35.11</td> <td>0.00</td> <td>315</td> <td>286</td> <td>PEAK</td> </tr> </tbody> </table>		Peak	Freq	Level	Limit	Line Margin	Read Level	Ant Factor	Cable Loss	Preamp	Aux Factor	APos	TPos	Remark		MHz	dBuV/m	dBuV/m	dB	dBuV	dB/m	dB	dB	dB	cm	deg		1	5825.00	112.88	-----	-----	100.46	33.70	13.83	35.11	0.00	315	286
Peak	Freq	Level	Limit	Line Margin	Read Level	Ant Factor	Cable Loss	Preamp	Aux Factor	APos	TPos	Remark																																																																																																												
	MHz	dBuV/m	dBuV/m	dB	dBuV	dB/m	dB	dB	dB	cm	deg																																																																																																													
1	5854.88	65.29	111.00	-45.79	52.87	33.70	13.86	35.14	0.00	315	286	PEAK																																																																																																												
2	5859.25	66.08	109.61	-43.53	53.66	33.70	13.86	35.14	0.00	315	286	PEAK																																																																																																												
3	5924.63	49.55	68.48	-18.93	37.16	33.65	13.94	35.20	0.00	315	286	PEAK																																																																																																												
4	5931.63	50.55	68.20	-17.65	38.16	33.64	13.95	35.20	0.00	315	286	PEAK																																																																																																												
Peak	Freq	Level	Limit	Line Margin	Read Level	Ant Factor	Cable Loss	Preamp	Aux Factor	APos	TPos	Remark																																																																																																												
	MHz	dBuV/m	dBuV/m	dB	dBuV	dB/m	dB	dB	dB	cm	deg																																																																																																													
1	5825.00	112.88	-----	-----	100.46	33.70	13.83	35.11	0.00	315	286	PEAK																																																																																																												
Avg.	Blank		 <p>Level (dBuV/m) vs Frequency (MHz) plot for Fundamental polarization. Shows a red limit line and a blue signal line with a peak at 5825 MHz marked 1. A red label 'AVG_54' is present.</p>																																																																																																																					
		<p>Site : 03CH21-HY Condition: AVG_54 3m DRH18-E_LE2C03A18EN_240711 VERTICAL : RBW:1000.000kHz VBW:0.510kHz SWT:Auto</p> <table border="1"> <thead> <tr> <th>Peak</th> <th>Freq</th> <th>Level</th> <th>Limit</th> <th>Line Margin</th> <th>Read Level</th> <th>Ant Factor</th> <th>Cable Loss</th> <th>Preamp</th> <th>Aux Factor</th> <th>APos</th> <th>TPos</th> <th>Remark</th> </tr> <tr> <th></th> <th>MHz</th> <th>dBuV/m</th> <th>dBuV/m</th> <th>dB</th> <th>dBuV</th> <th>dB/m</th> <th>dB</th> <th>dB</th> <th>dB</th> <th>cm</th> <th>deg</th> <th></th> </tr> </thead> <tbody> <tr> <td>1</td> <td>5825.00</td> <td>106.09</td> <td>-----</td> <td>-----</td> <td>93.68</td> <td>33.70</td> <td>13.82</td> <td>35.11</td> <td>0.00</td> <td>315</td> <td>286</td> <td>AVERAGE</td> </tr> </tbody> </table>		Peak	Freq	Level	Limit	Line Margin	Read Level	Ant Factor	Cable Loss	Preamp	Aux Factor	APos	TPos	Remark		MHz	dBuV/m	dBuV/m	dB	dBuV	dB/m	dB	dB	dB	cm	deg		1	5825.00	106.09	-----	-----	93.68	33.70	13.82	35.11	0.00	315	286	AVERAGE																																																																														
Peak	Freq	Level	Limit	Line Margin	Read Level	Ant Factor	Cable Loss	Preamp	Aux Factor	APos	TPos	Remark																																																																																																												
	MHz	dBuV/m	dBuV/m	dB	dBuV	dB/m	dB	dB	dB	cm	deg																																																																																																													
1	5825.00	106.09	-----	-----	93.68	33.70	13.82	35.11	0.00	315	286	AVERAGE																																																																																																												



Mode	94																																																																																																																																					
	Harmonic																																																																																																																																					
	U-NII-3_5.725-5.85_802.11a_CH165_5825MHz																																																																																																																																					
ANT	1																																																																																																																																					
Pol.	Horizontal	Vertical																																																																																																																																				
Peak Avg.	<p>Site : 03CH21-HY Condition: PEAK(UNII) 3m DRH18-E_LE2C03A18EN_240711 HORIZONTAL</p> <table border="1"> <thead> <tr> <th>Limit</th> <th>Read</th> <th>Ant</th> <th>Cable</th> <th>Preamp</th> <th>Aux</th> <th>APos</th> <th>TPos</th> <th>Remark</th> </tr> <tr> <th>Freq</th> <th>Level</th> <th>Line Margin</th> <th>Level</th> <th>Factor</th> <th>Loss Factor</th> <th>Factor</th> <th></th> <th></th> </tr> <tr> <th>MHz</th> <th>dBuV/m</th> <th>dBuV/m</th> <th>dB</th> <th>dBuV</th> <th>dB/m</th> <th>dB</th> <th>dB</th> <th>dB</th> </tr> </thead> <tbody> <tr> <td>1</td> <td>11650.00</td> <td>50.29</td> <td>74.00</td> <td>-23.71</td> <td>32.56</td> <td>38.50</td> <td>19.64</td> <td>40.84</td> <td>0.43</td> <td>--</td> <td>--</td> <td>PEAK</td> </tr> <tr> <td>2</td> <td>11650.00</td> <td>40.52</td> <td>54.00</td> <td>-13.48</td> <td>22.79</td> <td>38.50</td> <td>19.64</td> <td>40.84</td> <td>0.43</td> <td>--</td> <td>--</td> <td>AVERAGE</td> </tr> <tr> <td>3</td> <td>17475.00</td> <td>52.39</td> <td>68.20</td> <td>-15.81</td> <td>35.39</td> <td>40.05</td> <td>24.20</td> <td>47.71</td> <td>0.46</td> <td>--</td> <td>--</td> <td>PEAK</td> </tr> </tbody> </table>	Limit	Read	Ant	Cable	Preamp	Aux	APos	TPos	Remark	Freq	Level	Line Margin	Level	Factor	Loss Factor	Factor			MHz	dBuV/m	dBuV/m	dB	dBuV	dB/m	dB	dB	dB	1	11650.00	50.29	74.00	-23.71	32.56	38.50	19.64	40.84	0.43	--	--	PEAK	2	11650.00	40.52	54.00	-13.48	22.79	38.50	19.64	40.84	0.43	--	--	AVERAGE	3	17475.00	52.39	68.20	-15.81	35.39	40.05	24.20	47.71	0.46	--	--	PEAK	<p>Site : 03CH21-HY Condition: PEAK(UNII) 3m DRH18-E_LE2C03A18EN_240711 VERTICAL</p> <table border="1"> <thead> <tr> <th>Limit</th> <th>Read</th> <th>Ant</th> <th>Cable</th> <th>Preamp</th> <th>Aux</th> <th>APos</th> <th>TPos</th> <th>Remark</th> </tr> <tr> <th>Freq</th> <th>Level</th> <th>Line Margin</th> <th>Level</th> <th>Factor</th> <th>Loss Factor</th> <th>Factor</th> <th></th> <th></th> </tr> <tr> <th>MHz</th> <th>dBuV/m</th> <th>dBuV/m</th> <th>dB</th> <th>dBuV</th> <th>dB/m</th> <th>dB</th> <th>dB</th> <th>dB</th> </tr> </thead> <tbody> <tr> <td>1</td> <td>11650.00</td> <td>49.00</td> <td>74.00</td> <td>-24.20</td> <td>32.07</td> <td>38.50</td> <td>19.64</td> <td>40.84</td> <td>0.43</td> <td>--</td> <td>--</td> <td>PEAK</td> </tr> <tr> <td>2</td> <td>11650.00</td> <td>41.61</td> <td>54.00</td> <td>-12.39</td> <td>23.88</td> <td>38.50</td> <td>19.64</td> <td>40.84</td> <td>0.43</td> <td>--</td> <td>--</td> <td>AVERAGE</td> </tr> <tr> <td>3</td> <td>17475.00</td> <td>53.38</td> <td>68.20</td> <td>-14.82</td> <td>36.38</td> <td>40.05</td> <td>24.20</td> <td>47.71</td> <td>0.46</td> <td>--</td> <td>--</td> <td>PEAK</td> </tr> </tbody> </table>	Limit	Read	Ant	Cable	Preamp	Aux	APos	TPos	Remark	Freq	Level	Line Margin	Level	Factor	Loss Factor	Factor			MHz	dBuV/m	dBuV/m	dB	dBuV	dB/m	dB	dB	dB	1	11650.00	49.00	74.00	-24.20	32.07	38.50	19.64	40.84	0.43	--	--	PEAK	2	11650.00	41.61	54.00	-12.39	23.88	38.50	19.64	40.84	0.43	--	--	AVERAGE	3	17475.00	53.38	68.20	-14.82	36.38	40.05	24.20	47.71	0.46	--	--	PEAK
	Limit	Read	Ant	Cable	Preamp	Aux	APos	TPos	Remark																																																																																																																													
Freq	Level	Line Margin	Level	Factor	Loss Factor	Factor																																																																																																																																
MHz	dBuV/m	dBuV/m	dB	dBuV	dB/m	dB	dB	dB																																																																																																																														
1	11650.00	50.29	74.00	-23.71	32.56	38.50	19.64	40.84	0.43	--	--	PEAK																																																																																																																										
2	11650.00	40.52	54.00	-13.48	22.79	38.50	19.64	40.84	0.43	--	--	AVERAGE																																																																																																																										
3	17475.00	52.39	68.20	-15.81	35.39	40.05	24.20	47.71	0.46	--	--	PEAK																																																																																																																										
Limit	Read	Ant	Cable	Preamp	Aux	APos	TPos	Remark																																																																																																																														
Freq	Level	Line Margin	Level	Factor	Loss Factor	Factor																																																																																																																																
MHz	dBuV/m	dBuV/m	dB	dBuV	dB/m	dB	dB	dB																																																																																																																														
1	11650.00	49.00	74.00	-24.20	32.07	38.50	19.64	40.84	0.43	--	--	PEAK																																																																																																																										
2	11650.00	41.61	54.00	-12.39	23.88	38.50	19.64	40.84	0.43	--	--	AVERAGE																																																																																																																										
3	17475.00	53.38	68.20	-14.82	36.38	40.05	24.20	47.71	0.46	--	--	PEAK																																																																																																																										



Mode	94	
	Harmonic	
	U-NII-3_5.725-5.85_802.11a_CH165_5825MHz	
ANT	1	
Pol.	Horizontal	Vertical
10.6G ~18G Avg.	<p>Site : 03CH21-HY Condition: AVG_54 3m DRH18-E_LE2C03A18EN_240711 HORIZONTAL</p>	<p>Site : 03CH21-HY Condition: AVG_54 3m DRH18-E_LE2C03A18EN_240711 VERTICAL</p>



		95																																																																																																																											
Mode	Band Edge																																																																																																																												
	U-NII-3_5.725-5.85_802.11ax HE20_CH149_5745MHZ																																																																																																																												
ANT	1																																																																																																																												
Pol.	Horizontal		Fundamental																																																																																																																										
Peak	<p>Site : 03CH21-HY Condition: PEAK_BE(B4)_16-24 3m DRH18-E_LE2C03A18EN_240711 HORIZONTAL : RBW:1000.000kHz VBW:3000.000kHz SWT:Auto</p> <table border="1"> <thead> <tr> <th></th> <th>Limit</th> <th>Read</th> <th>Ant</th> <th>Cable</th> <th>Preamp</th> <th>Aux</th> <th>APos</th> <th>TPos</th> <th></th> </tr> <tr> <th>Freq</th> <th>Level</th> <th>Line Margin</th> <th>Level</th> <th>Factor</th> <th>Loss</th> <th>Factor</th> <th>Factor</th> <th></th> <th>Remark</th> </tr> <tr> <th></th> <th>MHz</th> <th>dBuV/m</th> <th>dBuV/m</th> <th>dB</th> <th>dBuV</th> <th>dB/m</th> <th>dB</th> <th>dB</th> <th>cm</th> <th>deg</th> </tr> </thead> <tbody> <tr> <td>1</td> <td>5642.05</td> <td>50.08</td> <td>68.20</td> <td>-18.12</td> <td>38.28</td> <td>33.15</td> <td>13.60</td> <td>34.95</td> <td>0.00</td> <td>104</td> <td>75 PEAK</td> </tr> <tr> <td>2</td> <td>5650.75</td> <td>49.77</td> <td>68.76</td> <td>-18.99</td> <td>37.92</td> <td>33.20</td> <td>13.61</td> <td>34.96</td> <td>0.00</td> <td>104</td> <td>75 PEAK</td> </tr> <tr> <td>3</td> <td>5719.48</td> <td>71.84</td> <td>110.65</td> <td>-38.81</td> <td>59.59</td> <td>33.58</td> <td>13.69</td> <td>35.02</td> <td>0.00</td> <td>104</td> <td>75 PEAK</td> </tr> <tr> <td>4</td> <td>5720.35</td> <td>72.67</td> <td>111.60</td> <td>-38.93</td> <td>60.42</td> <td>33.58</td> <td>13.69</td> <td>35.02</td> <td>0.00</td> <td>104</td> <td>75 PEAK</td> </tr> </tbody> </table>			Limit	Read	Ant	Cable	Preamp	Aux	APos	TPos		Freq	Level	Line Margin	Level	Factor	Loss	Factor	Factor		Remark		MHz	dBuV/m	dBuV/m	dB	dBuV	dB/m	dB	dB	cm	deg	1	5642.05	50.08	68.20	-18.12	38.28	33.15	13.60	34.95	0.00	104	75 PEAK	2	5650.75	49.77	68.76	-18.99	37.92	33.20	13.61	34.96	0.00	104	75 PEAK	3	5719.48	71.84	110.65	-38.81	59.59	33.58	13.69	35.02	0.00	104	75 PEAK	4	5720.35	72.67	111.60	-38.93	60.42	33.58	13.69	35.02	0.00	104	75 PEAK	<p>Site : 03CH21-HY Condition: PEAK(UNII) 3m DRH18-E_LE2C03A18EN_240711 HORIZONTAL : RBW:1000.000kHz VBW:3000.000kHz SWT:Auto</p> <table border="1"> <thead> <tr> <th></th> <th>Limit</th> <th>Read</th> <th>Ant</th> <th>Cable</th> <th>Preamp</th> <th>Aux</th> <th>APos</th> <th>TPos</th> <th></th> </tr> <tr> <th>Freq</th> <th>Level</th> <th>Line Margin</th> <th>Level</th> <th>Factor</th> <th>Loss</th> <th>Factor</th> <th>Factor</th> <th></th> <th>Remark</th> </tr> <tr> <th></th> <th>MHz</th> <th>dBuV/m</th> <th>dBuV/m</th> <th>dB</th> <th>dBuV</th> <th>dB/m</th> <th>dB</th> <th>dB</th> <th>cm</th> <th>deg</th> </tr> </thead> <tbody> <tr> <td>1</td> <td>5745.00</td> <td>111.52</td> <td>-----</td> <td>-----</td> <td>99.15</td> <td>33.68</td> <td>13.73</td> <td>35.04</td> <td>0.00</td> <td>104</td> <td>75 PEAK</td> </tr> </tbody> </table>		Limit	Read	Ant	Cable	Preamp	Aux	APos	TPos		Freq	Level	Line Margin	Level	Factor	Loss	Factor	Factor		Remark		MHz	dBuV/m	dBuV/m	dB	dBuV	dB/m	dB	dB	cm	deg	1	5745.00	111.52	-----	-----	99.15	33.68	13.73	35.04	0.00	104	75 PEAK
	Limit	Read	Ant	Cable	Preamp	Aux	APos	TPos																																																																																																																					
Freq	Level	Line Margin	Level	Factor	Loss	Factor	Factor		Remark																																																																																																																				
	MHz	dBuV/m	dBuV/m	dB	dBuV	dB/m	dB	dB	cm	deg																																																																																																																			
1	5642.05	50.08	68.20	-18.12	38.28	33.15	13.60	34.95	0.00	104	75 PEAK																																																																																																																		
2	5650.75	49.77	68.76	-18.99	37.92	33.20	13.61	34.96	0.00	104	75 PEAK																																																																																																																		
3	5719.48	71.84	110.65	-38.81	59.59	33.58	13.69	35.02	0.00	104	75 PEAK																																																																																																																		
4	5720.35	72.67	111.60	-38.93	60.42	33.58	13.69	35.02	0.00	104	75 PEAK																																																																																																																		
	Limit	Read	Ant	Cable	Preamp	Aux	APos	TPos																																																																																																																					
Freq	Level	Line Margin	Level	Factor	Loss	Factor	Factor		Remark																																																																																																																				
	MHz	dBuV/m	dBuV/m	dB	dBuV	dB/m	dB	dB	cm	deg																																																																																																																			
1	5745.00	111.52	-----	-----	99.15	33.68	13.73	35.04	0.00	104	75 PEAK																																																																																																																		
Avg.	Blank		<p>Site : 03CH21-HY Condition: AVG_54 3m DRH18-E_LE2C03A18EN_240711 HORIZONTAL : RBW:1000.000kHz VBW:0.010kHz SWT:Auto</p> <table border="1"> <thead> <tr> <th></th> <th>Limit</th> <th>Read</th> <th>Ant</th> <th>Cable</th> <th>Preamp</th> <th>Aux</th> <th>APos</th> <th>TPos</th> <th></th> </tr> <tr> <th>Freq</th> <th>Level</th> <th>Line Margin</th> <th>Level</th> <th>Factor</th> <th>Loss</th> <th>Factor</th> <th>Factor</th> <th></th> <th>Remark</th> </tr> <tr> <th></th> <th>MHz</th> <th>dBuV/m</th> <th>dBuV/m</th> <th>dB</th> <th>dBuV</th> <th>dB/m</th> <th>dB</th> <th>dB</th> <th>cm</th> <th>deg</th> </tr> </thead> <tbody> <tr> <td>1</td> <td>5745.00</td> <td>104.86</td> <td>-----</td> <td>-----</td> <td>92.49</td> <td>33.68</td> <td>13.73</td> <td>35.04</td> <td>0.00</td> <td>104</td> <td>75 AVERAGE</td> </tr> </tbody> </table>		Limit	Read	Ant	Cable	Preamp	Aux	APos	TPos		Freq	Level	Line Margin	Level	Factor	Loss	Factor	Factor		Remark		MHz	dBuV/m	dBuV/m	dB	dBuV	dB/m	dB	dB	cm	deg	1	5745.00	104.86	-----	-----	92.49	33.68	13.73	35.04	0.00	104	75 AVERAGE																																																																															
	Limit	Read	Ant	Cable	Preamp	Aux	APos	TPos																																																																																																																					
Freq	Level	Line Margin	Level	Factor	Loss	Factor	Factor		Remark																																																																																																																				
	MHz	dBuV/m	dBuV/m	dB	dBuV	dB/m	dB	dB	cm	deg																																																																																																																			
1	5745.00	104.86	-----	-----	92.49	33.68	13.73	35.04	0.00	104	75 AVERAGE																																																																																																																		



Mode	95																																																																																																																						
	Band Edge																																																																																																																						
	U-NII-3_5.725-5.85_802.11ax HE20_CH149_5745MHZ																																																																																																																						
ANT	1																																																																																																																						
Pol.	Vertical	Fundamental																																																																																																																					
Peak	<p>Level (dBuV/m) vs Frequency (MHz) plot. The y-axis ranges from 0 to 140 dBuV/m, and the x-axis ranges from 5600 to 5745 MHz. A red line indicates the limit, and a blue line shows the measured signal. A peak is labeled 'PEAK_BE(B4)_16-24' at approximately 5745 MHz.</p> <p>Site : 03CH21-HY Condition: PEAK_BE(B4)_16-24 3m DRH18-E_LE2C03A18EN_240711 VERTICAL : RBW:1000.000kHz VBW:3000.000kHz SWT:Auto</p> <table border="1"> <thead> <tr> <th>Peak</th> <th>Freq</th> <th>Level</th> <th>Limit</th> <th>Line Margin</th> <th>Read Level</th> <th>Ant Factor</th> <th>Cable Loss</th> <th>Preamp Factor</th> <th>Aux Factor</th> <th>APos</th> <th>TPos</th> <th>Remark</th> </tr> <tr> <th></th> <th>MHz</th> <th>dBuV/m</th> <th>dBuV/m</th> <th>dB</th> <th>dBuV</th> <th>dB/m</th> <th>dB</th> <th>dB</th> <th>dB</th> <th>cm</th> <th>deg</th> <th></th> </tr> </thead> <tbody> <tr> <td>1</td> <td>5649.30</td> <td>51.53</td> <td>68.20</td> <td>-16.67</td> <td>39.68</td> <td>33.20</td> <td>13.61</td> <td>34.96</td> <td>0.00</td> <td>305</td> <td>263</td> <td>PEAK</td> </tr> <tr> <td>2</td> <td>5651.04</td> <td>51.17</td> <td>68.97</td> <td>-17.80</td> <td>39.31</td> <td>33.21</td> <td>13.61</td> <td>34.96</td> <td>0.00</td> <td>305</td> <td>263</td> <td>PEAK</td> </tr> <tr> <td>3</td> <td>5719.77</td> <td>74.49</td> <td>110.74</td> <td>-36.25</td> <td>62.24</td> <td>33.58</td> <td>13.69</td> <td>35.02</td> <td>0.00</td> <td>305</td> <td>263</td> <td>PEAK</td> </tr> <tr> <td>4</td> <td>5720.21</td> <td>76.07</td> <td>111.27</td> <td>-35.20</td> <td>63.82</td> <td>33.58</td> <td>13.69</td> <td>35.02</td> <td>0.00</td> <td>305</td> <td>263</td> <td>PEAK</td> </tr> </tbody> </table>	Peak	Freq	Level	Limit	Line Margin	Read Level	Ant Factor	Cable Loss	Preamp Factor	Aux Factor	APos	TPos	Remark		MHz	dBuV/m	dBuV/m	dB	dBuV	dB/m	dB	dB	dB	cm	deg		1	5649.30	51.53	68.20	-16.67	39.68	33.20	13.61	34.96	0.00	305	263	PEAK	2	5651.04	51.17	68.97	-17.80	39.31	33.21	13.61	34.96	0.00	305	263	PEAK	3	5719.77	74.49	110.74	-36.25	62.24	33.58	13.69	35.02	0.00	305	263	PEAK	4	5720.21	76.07	111.27	-35.20	63.82	33.58	13.69	35.02	0.00	305	263	PEAK	<p>Level (dBuV/m) vs Frequency (MHz) plot. The y-axis ranges from 0 to 140 dBuV/m, and the x-axis ranges from 1000 to 7000 MHz. A red line indicates the limit, and a blue line shows the measured signal. A peak is labeled 'PEAK(U-NII)' at approximately 5745 MHz.</p> <p>Site : 03CH21-HY Condition: PEAK(U-NII) 3m DRH18-E_LE2C03A18EN_240711 VERTICAL : RBW:1000.000kHz VBW:3000.000kHz SWT:Auto</p> <table border="1"> <thead> <tr> <th>Peak</th> <th>Freq</th> <th>Level</th> <th>Limit</th> <th>Line Margin</th> <th>Read Level</th> <th>Ant Factor</th> <th>Cable Loss</th> <th>Preamp Factor</th> <th>Aux Factor</th> <th>APos</th> <th>TPos</th> <th>Remark</th> </tr> <tr> <th></th> <th>MHz</th> <th>dBuV/m</th> <th>dBuV/m</th> <th>dB</th> <th>dBuV</th> <th>dB/m</th> <th>dB</th> <th>dB</th> <th>dB</th> <th>cm</th> <th>deg</th> <th></th> </tr> </thead> <tbody> <tr> <td>1</td> <td>5745.00</td> <td>112.37</td> <td>-----</td> <td>-----</td> <td>100.03</td> <td>33.66</td> <td>13.72</td> <td>35.04</td> <td>0.00</td> <td>305</td> <td>263</td> <td>PEAK</td> </tr> </tbody> </table>	Peak	Freq	Level	Limit	Line Margin	Read Level	Ant Factor	Cable Loss	Preamp Factor	Aux Factor	APos	TPos	Remark		MHz	dBuV/m	dBuV/m	dB	dBuV	dB/m	dB	dB	dB	cm	deg		1	5745.00	112.37	-----	-----	100.03	33.66	13.72	35.04	0.00	305	263	PEAK
	Peak	Freq	Level	Limit	Line Margin	Read Level	Ant Factor	Cable Loss	Preamp Factor	Aux Factor	APos	TPos	Remark																																																																																																										
	MHz	dBuV/m	dBuV/m	dB	dBuV	dB/m	dB	dB	dB	cm	deg																																																																																																												
1	5649.30	51.53	68.20	-16.67	39.68	33.20	13.61	34.96	0.00	305	263	PEAK																																																																																																											
2	5651.04	51.17	68.97	-17.80	39.31	33.21	13.61	34.96	0.00	305	263	PEAK																																																																																																											
3	5719.77	74.49	110.74	-36.25	62.24	33.58	13.69	35.02	0.00	305	263	PEAK																																																																																																											
4	5720.21	76.07	111.27	-35.20	63.82	33.58	13.69	35.02	0.00	305	263	PEAK																																																																																																											
Peak	Freq	Level	Limit	Line Margin	Read Level	Ant Factor	Cable Loss	Preamp Factor	Aux Factor	APos	TPos	Remark																																																																																																											
	MHz	dBuV/m	dBuV/m	dB	dBuV	dB/m	dB	dB	dB	cm	deg																																																																																																												
1	5745.00	112.37	-----	-----	100.03	33.66	13.72	35.04	0.00	305	263	PEAK																																																																																																											
Avg.	Blank	<p>Level (dBuV/m) vs Frequency (MHz) plot. The y-axis ranges from 0 to 140 dBuV/m, and the x-axis ranges from 1000 to 7000 MHz. A red line indicates the limit, and a blue line shows the measured signal. A peak is labeled 'AVG_54' at approximately 5745 MHz.</p> <p>Site : 03CH21-HY Condition: AVG_54 3m DRH18-E_LE2C03A18EN_240711 VERTICAL : RBW:1000.000kHz VBW:0.010kHz SWT:Auto</p> <table border="1"> <thead> <tr> <th>Peak</th> <th>Freq</th> <th>Level</th> <th>Limit</th> <th>Line Margin</th> <th>Read Level</th> <th>Ant Factor</th> <th>Cable Loss</th> <th>Preamp Factor</th> <th>Aux Factor</th> <th>APos</th> <th>TPos</th> <th>Remark</th> </tr> <tr> <th></th> <th>MHz</th> <th>dBuV/m</th> <th>dBuV/m</th> <th>dB</th> <th>dBuV</th> <th>dB/m</th> <th>dB</th> <th>dB</th> <th>dB</th> <th>cm</th> <th>deg</th> <th></th> </tr> </thead> <tbody> <tr> <td>1</td> <td>5745.00</td> <td>105.56</td> <td>-----</td> <td>-----</td> <td>93.19</td> <td>33.68</td> <td>13.73</td> <td>35.04</td> <td>0.00</td> <td>305</td> <td>263</td> <td>AVERAGE</td> </tr> </tbody> </table>	Peak	Freq	Level	Limit	Line Margin	Read Level	Ant Factor	Cable Loss	Preamp Factor	Aux Factor	APos	TPos	Remark		MHz	dBuV/m	dBuV/m	dB	dBuV	dB/m	dB	dB	dB	cm	deg		1	5745.00	105.56	-----	-----	93.19	33.68	13.73	35.04	0.00	305	263	AVERAGE																																																																														
Peak	Freq	Level	Limit	Line Margin	Read Level	Ant Factor	Cable Loss	Preamp Factor	Aux Factor	APos	TPos	Remark																																																																																																											
	MHz	dBuV/m	dBuV/m	dB	dBuV	dB/m	dB	dB	dB	cm	deg																																																																																																												
1	5745.00	105.56	-----	-----	93.19	33.68	13.73	35.04	0.00	305	263	AVERAGE																																																																																																											



Mode	95																																																																																																																																					
	Harmonic																																																																																																																																					
	U-NII-3_5.725-5.85_802.11ax HE20_CH149_5745MHz																																																																																																																																					
ANT	1																																																																																																																																					
Pol.	Horizontal	Vertical																																																																																																																																				
Peak Avg.	<p>Site : 03CH21-HY Condition: PEAK(UNII) 3m DRH18-E_LE2C03A18EN_240711 HORIZONTAL</p> <table border="1"> <thead> <tr> <th>Limit</th> <th>Read</th> <th>Ant</th> <th>Cable</th> <th>Preamp</th> <th>Aux</th> <th>APos</th> <th>TPos</th> <th>Remark</th> </tr> <tr> <th>Freq</th> <th>Level</th> <th>Line Margin</th> <th>Level</th> <th>Factor</th> <th>Loss Factor</th> <th>Factor</th> <th></th> <th></th> </tr> <tr> <th>MHz</th> <th>dBuV/m</th> <th>dBuV/m</th> <th>dB</th> <th>dBuV</th> <th>dB/m</th> <th>dB</th> <th>dB</th> <th>dB</th> </tr> </thead> <tbody> <tr> <td>1</td> <td>11490.00</td> <td>51.29</td> <td>74.00</td> <td>-22.71</td> <td>33.46</td> <td>38.50</td> <td>19.50</td> <td>40.61</td> <td>0.44</td> <td>--</td> <td>--</td> <td>PEAK</td> </tr> <tr> <td>2</td> <td>11490.00</td> <td>40.13</td> <td>54.00</td> <td>-13.87</td> <td>22.30</td> <td>38.50</td> <td>19.50</td> <td>40.61</td> <td>0.44</td> <td>--</td> <td>--</td> <td>AVERAGE</td> </tr> <tr> <td>3</td> <td>17235.00</td> <td>53.05</td> <td>68.20</td> <td>-15.15</td> <td>35.88</td> <td>39.87</td> <td>24.01</td> <td>47.17</td> <td>0.46</td> <td>--</td> <td>--</td> <td>PEAK</td> </tr> </tbody> </table>	Limit	Read	Ant	Cable	Preamp	Aux	APos	TPos	Remark	Freq	Level	Line Margin	Level	Factor	Loss Factor	Factor			MHz	dBuV/m	dBuV/m	dB	dBuV	dB/m	dB	dB	dB	1	11490.00	51.29	74.00	-22.71	33.46	38.50	19.50	40.61	0.44	--	--	PEAK	2	11490.00	40.13	54.00	-13.87	22.30	38.50	19.50	40.61	0.44	--	--	AVERAGE	3	17235.00	53.05	68.20	-15.15	35.88	39.87	24.01	47.17	0.46	--	--	PEAK	<p>Site : 03CH21-HY Condition: PEAK(UNII) 3m DRH18-E_LE2C03A18EN_240711 VERTICAL</p> <table border="1"> <thead> <tr> <th>Limit</th> <th>Read</th> <th>Ant</th> <th>Cable</th> <th>Preamp</th> <th>Aux</th> <th>APos</th> <th>TPos</th> <th>Remark</th> </tr> <tr> <th>Freq</th> <th>Level</th> <th>Line Margin</th> <th>Level</th> <th>Factor</th> <th>Loss Factor</th> <th>Factor</th> <th></th> <th></th> </tr> <tr> <th>MHz</th> <th>dBuV/m</th> <th>dBuV/m</th> <th>dB</th> <th>dBuV</th> <th>dB/m</th> <th>dB</th> <th>dB</th> <th>dB</th> </tr> </thead> <tbody> <tr> <td>1</td> <td>11490.00</td> <td>51.39</td> <td>74.00</td> <td>-22.61</td> <td>33.56</td> <td>38.50</td> <td>19.50</td> <td>40.61</td> <td>0.44</td> <td>--</td> <td>--</td> <td>PEAK</td> </tr> <tr> <td>2</td> <td>11490.00</td> <td>41.98</td> <td>54.00</td> <td>-12.02</td> <td>24.15</td> <td>38.50</td> <td>19.50</td> <td>40.61</td> <td>0.44</td> <td>--</td> <td>--</td> <td>AVERAGE</td> </tr> <tr> <td>3</td> <td>17235.00</td> <td>51.90</td> <td>68.20</td> <td>-16.30</td> <td>34.73</td> <td>39.87</td> <td>24.01</td> <td>47.17</td> <td>0.46</td> <td>--</td> <td>--</td> <td>PEAK</td> </tr> </tbody> </table>	Limit	Read	Ant	Cable	Preamp	Aux	APos	TPos	Remark	Freq	Level	Line Margin	Level	Factor	Loss Factor	Factor			MHz	dBuV/m	dBuV/m	dB	dBuV	dB/m	dB	dB	dB	1	11490.00	51.39	74.00	-22.61	33.56	38.50	19.50	40.61	0.44	--	--	PEAK	2	11490.00	41.98	54.00	-12.02	24.15	38.50	19.50	40.61	0.44	--	--	AVERAGE	3	17235.00	51.90	68.20	-16.30	34.73	39.87	24.01	47.17	0.46	--	--	PEAK
	Limit	Read	Ant	Cable	Preamp	Aux	APos	TPos	Remark																																																																																																																													
Freq	Level	Line Margin	Level	Factor	Loss Factor	Factor																																																																																																																																
MHz	dBuV/m	dBuV/m	dB	dBuV	dB/m	dB	dB	dB																																																																																																																														
1	11490.00	51.29	74.00	-22.71	33.46	38.50	19.50	40.61	0.44	--	--	PEAK																																																																																																																										
2	11490.00	40.13	54.00	-13.87	22.30	38.50	19.50	40.61	0.44	--	--	AVERAGE																																																																																																																										
3	17235.00	53.05	68.20	-15.15	35.88	39.87	24.01	47.17	0.46	--	--	PEAK																																																																																																																										
Limit	Read	Ant	Cable	Preamp	Aux	APos	TPos	Remark																																																																																																																														
Freq	Level	Line Margin	Level	Factor	Loss Factor	Factor																																																																																																																																
MHz	dBuV/m	dBuV/m	dB	dBuV	dB/m	dB	dB	dB																																																																																																																														
1	11490.00	51.39	74.00	-22.61	33.56	38.50	19.50	40.61	0.44	--	--	PEAK																																																																																																																										
2	11490.00	41.98	54.00	-12.02	24.15	38.50	19.50	40.61	0.44	--	--	AVERAGE																																																																																																																										
3	17235.00	51.90	68.20	-16.30	34.73	39.87	24.01	47.17	0.46	--	--	PEAK																																																																																																																										



Mode	95	
	Harmonic	
	U-NII-3_5.725-5.85_802.11ax HE20_CH149_5745MHz	
ANT	1	
Pol.	Horizontal	Vertical
10.6G ~18G Avg.	<p>Site : 03CH21-HY Condition: AVG_54 3m DRH18-E_LE2C03A18EN_240711 HORIZONTAL</p>	<p>Site : 03CH21-HY Condition: AVG_54 3m DRH18-E_LE2C03A18EN_240711 VERTICAL</p>



Mode	96																																																																																																																																					
	Harmonic																																																																																																																																					
	U-NII-3_5.725-5.85_802.11ax HE20_CH157_5785MHz																																																																																																																																					
ANT	1																																																																																																																																					
Pol.	Horizontal	Vertical																																																																																																																																				
Peak Avg.	<p>Site : 03CH21-HY Condition: PEAK(UNII) 3m DRH18-E_LE2C03A18EN_240711 HORIZONTAL</p> <table border="1"> <thead> <tr> <th>Limit</th> <th>Read</th> <th>Ant</th> <th>Cable</th> <th>Preamp</th> <th>Aux</th> <th>APos</th> <th>TPos</th> <th>Remark</th> </tr> <tr> <th>Freq</th> <th>Level</th> <th>Line Margin</th> <th>Level</th> <th>Factor</th> <th>Loss Factor</th> <th>Factor</th> <th></th> <th></th> </tr> <tr> <th>MHz</th> <th>dBuV/m</th> <th>dBuV/m</th> <th>dB</th> <th>dBuV</th> <th>dB/m</th> <th>dB</th> <th>dB</th> <th>dB</th> </tr> </thead> <tbody> <tr> <td>1</td> <td>11570.00</td> <td>50.38</td> <td>74.00</td> <td>-23.62</td> <td>32.60</td> <td>38.50</td> <td>19.57</td> <td>40.72</td> <td>0.43</td> <td>--</td> <td>--</td> <td>PEAK</td> </tr> <tr> <td>2</td> <td>11570.00</td> <td>40.09</td> <td>54.00</td> <td>-13.91</td> <td>22.31</td> <td>38.50</td> <td>19.57</td> <td>40.72</td> <td>0.43</td> <td>--</td> <td>--</td> <td>AVERAGE</td> </tr> <tr> <td>3</td> <td>17355.00</td> <td>52.53</td> <td>68.20</td> <td>-15.67</td> <td>35.50</td> <td>39.91</td> <td>24.10</td> <td>47.44</td> <td>0.46</td> <td>--</td> <td>--</td> <td>PEAK</td> </tr> </tbody> </table>	Limit	Read	Ant	Cable	Preamp	Aux	APos	TPos	Remark	Freq	Level	Line Margin	Level	Factor	Loss Factor	Factor			MHz	dBuV/m	dBuV/m	dB	dBuV	dB/m	dB	dB	dB	1	11570.00	50.38	74.00	-23.62	32.60	38.50	19.57	40.72	0.43	--	--	PEAK	2	11570.00	40.09	54.00	-13.91	22.31	38.50	19.57	40.72	0.43	--	--	AVERAGE	3	17355.00	52.53	68.20	-15.67	35.50	39.91	24.10	47.44	0.46	--	--	PEAK	<p>Site : 03CH21-HY Condition: PEAK(UNII) 3m DRH18-E_LE2C03A18EN_240711 VERTICAL</p> <table border="1"> <thead> <tr> <th>Limit</th> <th>Read</th> <th>Ant</th> <th>Cable</th> <th>Preamp</th> <th>Aux</th> <th>APos</th> <th>TPos</th> <th>Remark</th> </tr> <tr> <th>Freq</th> <th>Level</th> <th>Line Margin</th> <th>Level</th> <th>Factor</th> <th>Loss Factor</th> <th>Factor</th> <th></th> <th></th> </tr> <tr> <th>MHz</th> <th>dBuV/m</th> <th>dBuV/m</th> <th>dB</th> <th>dBuV</th> <th>dB/m</th> <th>dB</th> <th>dB</th> <th>dB</th> </tr> </thead> <tbody> <tr> <td>1</td> <td>11570.00</td> <td>50.77</td> <td>74.00</td> <td>-23.23</td> <td>32.99</td> <td>38.50</td> <td>19.57</td> <td>40.72</td> <td>0.43</td> <td>--</td> <td>--</td> <td>PEAK</td> </tr> <tr> <td>2</td> <td>11570.00</td> <td>41.24</td> <td>54.00</td> <td>-12.76</td> <td>23.46</td> <td>38.50</td> <td>19.57</td> <td>40.72</td> <td>0.43</td> <td>--</td> <td>--</td> <td>AVERAGE</td> </tr> <tr> <td>3</td> <td>17355.00</td> <td>51.06</td> <td>68.20</td> <td>-16.34</td> <td>34.83</td> <td>39.91</td> <td>24.10</td> <td>47.44</td> <td>0.46</td> <td>--</td> <td>--</td> <td>PEAK</td> </tr> </tbody> </table>	Limit	Read	Ant	Cable	Preamp	Aux	APos	TPos	Remark	Freq	Level	Line Margin	Level	Factor	Loss Factor	Factor			MHz	dBuV/m	dBuV/m	dB	dBuV	dB/m	dB	dB	dB	1	11570.00	50.77	74.00	-23.23	32.99	38.50	19.57	40.72	0.43	--	--	PEAK	2	11570.00	41.24	54.00	-12.76	23.46	38.50	19.57	40.72	0.43	--	--	AVERAGE	3	17355.00	51.06	68.20	-16.34	34.83	39.91	24.10	47.44	0.46	--	--	PEAK
Limit	Read	Ant	Cable	Preamp	Aux	APos	TPos	Remark																																																																																																																														
Freq	Level	Line Margin	Level	Factor	Loss Factor	Factor																																																																																																																																
MHz	dBuV/m	dBuV/m	dB	dBuV	dB/m	dB	dB	dB																																																																																																																														
1	11570.00	50.38	74.00	-23.62	32.60	38.50	19.57	40.72	0.43	--	--	PEAK																																																																																																																										
2	11570.00	40.09	54.00	-13.91	22.31	38.50	19.57	40.72	0.43	--	--	AVERAGE																																																																																																																										
3	17355.00	52.53	68.20	-15.67	35.50	39.91	24.10	47.44	0.46	--	--	PEAK																																																																																																																										
Limit	Read	Ant	Cable	Preamp	Aux	APos	TPos	Remark																																																																																																																														
Freq	Level	Line Margin	Level	Factor	Loss Factor	Factor																																																																																																																																
MHz	dBuV/m	dBuV/m	dB	dBuV	dB/m	dB	dB	dB																																																																																																																														
1	11570.00	50.77	74.00	-23.23	32.99	38.50	19.57	40.72	0.43	--	--	PEAK																																																																																																																										
2	11570.00	41.24	54.00	-12.76	23.46	38.50	19.57	40.72	0.43	--	--	AVERAGE																																																																																																																										
3	17355.00	51.06	68.20	-16.34	34.83	39.91	24.10	47.44	0.46	--	--	PEAK																																																																																																																										



Mode	96	
	Harmonic	
	U-NII-3_5.725-5.85_802.11ax HE20_CH157_5785MHz	
ANT	1	
Pol.	Horizontal	Vertical
10.6G ~18G Avg.	<p>Site : 03CH21-HY Condition: AVG_54 3m DRH18-E_LE2C03A18EN_240711 HORIZONTAL</p>	<p>Site : 03CH21-HY Condition: AVG_54 3m DRH18-E_LE2C03A18EN_240711 VERTICAL</p>



Mode	97																																																																																																																					
	Band Edge																																																																																																																					
	U-NII-3_5.725-5.85_802.11ax HE20_CH165_5825MHz																																																																																																																					
ANT	1																																																																																																																					
Pol.	Horizontal	Fundamental																																																																																																																				
Peak	<p>Site : 03CH21-HY Condition: PEAK_BE(B4)_16-24 3m DRH18-E_LE2C03A18EN_240711 HORIZONTAL : RBW:1000.000kHz VBW:3000.000kHz SWT:Auto</p> <table border="1"> <thead> <tr> <th>Limit</th> <th>Read</th> <th>Ant</th> <th>Cable</th> <th>Preamp</th> <th>Aux</th> <th>APos</th> <th>TPos</th> <th>Remark</th> </tr> <tr> <th>Freq Level Line Margin</th> <th>Level</th> <th>Factor</th> <th>Loss</th> <th>Factor</th> <th>Factor</th> <th></th> <th></th> <th></th> </tr> <tr> <th>MHz</th> <th>dBuV/m</th> <th>dBuV/m</th> <th>dB</th> <th>dBuV</th> <th>dB/m</th> <th>dB</th> <th>dB</th> <th>cm</th> <th>deg</th> </tr> </thead> <tbody> <tr> <td>1 5855.00</td> <td>64.99</td> <td>110.00</td> <td>-45.81</td> <td>52.57</td> <td>33.70</td> <td>13.86</td> <td>35.14</td> <td>0.00</td> <td>360</td> <td>360</td> <td>PEAK</td> </tr> <tr> <td>2 5858.50</td> <td>64.81</td> <td>109.82</td> <td>-45.01</td> <td>52.39</td> <td>33.70</td> <td>13.86</td> <td>35.14</td> <td>0.00</td> <td>360</td> <td>360</td> <td>PEAK</td> </tr> <tr> <td>3 5923.88</td> <td>50.06</td> <td>69.03</td> <td>-18.97</td> <td>37.66</td> <td>33.65</td> <td>13.94</td> <td>35.19</td> <td>0.00</td> <td>360</td> <td>360</td> <td>PEAK</td> </tr> <tr> <td>4 5933.63</td> <td>51.38</td> <td>68.20</td> <td>-16.82</td> <td>39.00</td> <td>33.63</td> <td>13.95</td> <td>35.20</td> <td>0.00</td> <td>360</td> <td>360</td> <td>PEAK</td> </tr> </tbody> </table>	Limit	Read	Ant	Cable	Preamp	Aux	APos	TPos	Remark	Freq Level Line Margin	Level	Factor	Loss	Factor	Factor				MHz	dBuV/m	dBuV/m	dB	dBuV	dB/m	dB	dB	cm	deg	1 5855.00	64.99	110.00	-45.81	52.57	33.70	13.86	35.14	0.00	360	360	PEAK	2 5858.50	64.81	109.82	-45.01	52.39	33.70	13.86	35.14	0.00	360	360	PEAK	3 5923.88	50.06	69.03	-18.97	37.66	33.65	13.94	35.19	0.00	360	360	PEAK	4 5933.63	51.38	68.20	-16.82	39.00	33.63	13.95	35.20	0.00	360	360	PEAK	<p>Site : 03CH21-HY Condition: PEAK(U-NII) 3m DRH18-E_LE2C03A18EN_240711 HORIZONTAL : RBW:1000.000kHz VBW:3000.000kHz SWT:Auto</p> <table border="1"> <thead> <tr> <th>Limit</th> <th>Read</th> <th>Ant</th> <th>Cable</th> <th>Preamp</th> <th>Aux</th> <th>APos</th> <th>TPos</th> <th>Remark</th> </tr> <tr> <th>Freq Level Line Margin</th> <th>Level</th> <th>Factor</th> <th>Loss</th> <th>Factor</th> <th>Factor</th> <th></th> <th></th> <th></th> </tr> <tr> <th>MHz</th> <th>dBuV/m</th> <th>dBuV/m</th> <th>dB</th> <th>dBuV</th> <th>dB/m</th> <th>dB</th> <th>dB</th> <th>cm</th> <th>deg</th> </tr> </thead> <tbody> <tr> <td>1 5825.00</td> <td>110.37</td> <td>-----</td> <td>-----</td> <td>97.95</td> <td>33.70</td> <td>13.83</td> <td>35.11</td> <td>0.00</td> <td>360</td> <td>360</td> <td>PEAK</td> </tr> </tbody> </table>	Limit	Read	Ant	Cable	Preamp	Aux	APos	TPos	Remark	Freq Level Line Margin	Level	Factor	Loss	Factor	Factor				MHz	dBuV/m	dBuV/m	dB	dBuV	dB/m	dB	dB	cm	deg	1 5825.00	110.37	-----	-----	97.95	33.70	13.83	35.11	0.00	360	360	PEAK
Limit	Read	Ant	Cable	Preamp	Aux	APos	TPos	Remark																																																																																																														
Freq Level Line Margin	Level	Factor	Loss	Factor	Factor																																																																																																																	
MHz	dBuV/m	dBuV/m	dB	dBuV	dB/m	dB	dB	cm	deg																																																																																																													
1 5855.00	64.99	110.00	-45.81	52.57	33.70	13.86	35.14	0.00	360	360	PEAK																																																																																																											
2 5858.50	64.81	109.82	-45.01	52.39	33.70	13.86	35.14	0.00	360	360	PEAK																																																																																																											
3 5923.88	50.06	69.03	-18.97	37.66	33.65	13.94	35.19	0.00	360	360	PEAK																																																																																																											
4 5933.63	51.38	68.20	-16.82	39.00	33.63	13.95	35.20	0.00	360	360	PEAK																																																																																																											
Limit	Read	Ant	Cable	Preamp	Aux	APos	TPos	Remark																																																																																																														
Freq Level Line Margin	Level	Factor	Loss	Factor	Factor																																																																																																																	
MHz	dBuV/m	dBuV/m	dB	dBuV	dB/m	dB	dB	cm	deg																																																																																																													
1 5825.00	110.37	-----	-----	97.95	33.70	13.83	35.11	0.00	360	360	PEAK																																																																																																											
Avg.	Blank	<p>Site : 03CH21-HY Condition: AVG_54 3m DRH18-E_LE2C03A18EN_240711 HORIZONTAL : RBW:1000.000kHz VBW:0.010kHz SWT:Auto</p> <table border="1"> <thead> <tr> <th>Limit</th> <th>Read</th> <th>Ant</th> <th>Cable</th> <th>Preamp</th> <th>Aux</th> <th>APos</th> <th>TPos</th> <th>Remark</th> </tr> <tr> <th>Freq Level Line Margin</th> <th>Level</th> <th>Factor</th> <th>Loss</th> <th>Factor</th> <th>Factor</th> <th></th> <th></th> <th></th> </tr> <tr> <th>MHz</th> <th>dBuV/m</th> <th>dBuV/m</th> <th>dB</th> <th>dBuV</th> <th>dB/m</th> <th>dB</th> <th>dB</th> <th>cm</th> <th>deg</th> </tr> </thead> <tbody> <tr> <td>1 5825.00</td> <td>102.76</td> <td>-----</td> <td>-----</td> <td>90.34</td> <td>33.70</td> <td>13.83</td> <td>35.11</td> <td>0.00</td> <td>360</td> <td>360</td> <td>AVERAGE</td> </tr> </tbody> </table>	Limit	Read	Ant	Cable	Preamp	Aux	APos	TPos	Remark	Freq Level Line Margin	Level	Factor	Loss	Factor	Factor				MHz	dBuV/m	dBuV/m	dB	dBuV	dB/m	dB	dB	cm	deg	1 5825.00	102.76	-----	-----	90.34	33.70	13.83	35.11	0.00	360	360	AVERAGE																																																																												
Limit	Read	Ant	Cable	Preamp	Aux	APos	TPos	Remark																																																																																																														
Freq Level Line Margin	Level	Factor	Loss	Factor	Factor																																																																																																																	
MHz	dBuV/m	dBuV/m	dB	dBuV	dB/m	dB	dB	cm	deg																																																																																																													
1 5825.00	102.76	-----	-----	90.34	33.70	13.83	35.11	0.00	360	360	AVERAGE																																																																																																											



		97																																																																																																																															
Mode	Band Edge																																																																																																																																
	U-NII-3_5.725-5.85_802.11ax HE20_CH165_5825MHz																																																																																																																																
ANT	1																																																																																																																																
Pol.	Vertical	Fundamental																																																																																																																															
Peak	<p>Site : 03CH21-HY Condition: PEAK_BE(B4)_16-24 3m DRH18-E_LE2C03A18EN_240711 VERTICAL : RBW:1000.000kHz VBW:3000.000kHz SWT:Auto</p> <table border="1"> <thead> <tr> <th></th> <th>Limit</th> <th>Read</th> <th>Ant</th> <th>Cable</th> <th>Preamp</th> <th>Aux</th> <th>APos</th> <th>TPos</th> <th>Remark</th> </tr> <tr> <th>Freq</th> <th>Level</th> <th>Line Margin</th> <th>Level</th> <th>Factor</th> <th>Loss</th> <th>Factor</th> <th>Factor</th> <th>Factor</th> <th></th> </tr> <tr> <th>MHz</th> <th>dBuV/m</th> <th>dBuV/m</th> <th>dB</th> <th>dBuV</th> <th>dB/m</th> <th>dB</th> <th>dB</th> <th>dB</th> <th>cm</th> <th>deg</th> </tr> </thead> <tbody> <tr> <td>1</td> <td>5854.63</td> <td>67.71</td> <td>111.65</td> <td>-43.94</td> <td>55.28</td> <td>33.70</td> <td>13.86</td> <td>35.13</td> <td>0.00</td> <td>300</td> <td>292</td> <td>PEAK</td> </tr> <tr> <td>2</td> <td>5855.88</td> <td>66.90</td> <td>110.55</td> <td>-43.65</td> <td>54.48</td> <td>33.70</td> <td>13.86</td> <td>35.14</td> <td>0.00</td> <td>300</td> <td>292</td> <td>PEAK</td> </tr> <tr> <td>3</td> <td>5924.88</td> <td>50.34</td> <td>68.29</td> <td>-17.95</td> <td>37.95</td> <td>33.65</td> <td>13.94</td> <td>35.20</td> <td>0.00</td> <td>300</td> <td>292</td> <td>PEAK</td> </tr> <tr> <td>4</td> <td>5940.25</td> <td>50.95</td> <td>68.20</td> <td>-17.25</td> <td>38.58</td> <td>33.62</td> <td>13.96</td> <td>35.21</td> <td>0.00</td> <td>300</td> <td>292</td> <td>PEAK</td> </tr> </tbody> </table>		Limit	Read	Ant	Cable	Preamp	Aux	APos	TPos	Remark	Freq	Level	Line Margin	Level	Factor	Loss	Factor	Factor	Factor		MHz	dBuV/m	dBuV/m	dB	dBuV	dB/m	dB	dB	dB	cm	deg	1	5854.63	67.71	111.65	-43.94	55.28	33.70	13.86	35.13	0.00	300	292	PEAK	2	5855.88	66.90	110.55	-43.65	54.48	33.70	13.86	35.14	0.00	300	292	PEAK	3	5924.88	50.34	68.29	-17.95	37.95	33.65	13.94	35.20	0.00	300	292	PEAK	4	5940.25	50.95	68.20	-17.25	38.58	33.62	13.96	35.21	0.00	300	292	PEAK	<p>Site : 03CH21-HY Condition: PEAK(U-NII) 3m DRH18-E_LE2C03A18EN_240711 VERTICAL : RBW:1000.000kHz VBW:3000.000kHz SWT:Auto</p> <table border="1"> <thead> <tr> <th></th> <th>Limit</th> <th>Read</th> <th>Ant</th> <th>Cable</th> <th>Preamp</th> <th>Aux</th> <th>APos</th> <th>TPos</th> <th>Remark</th> </tr> <tr> <th>Freq</th> <th>Level</th> <th>Line Margin</th> <th>Level</th> <th>Factor</th> <th>Loss</th> <th>Factor</th> <th>Factor</th> <th>Factor</th> <th></th> </tr> <tr> <th>MHz</th> <th>dBuV/m</th> <th>dBuV/m</th> <th>dB</th> <th>dBuV</th> <th>dB/m</th> <th>dB</th> <th>dB</th> <th>dB</th> <th>cm</th> <th>deg</th> </tr> </thead> <tbody> <tr> <td>1</td> <td>5825.00</td> <td>112.22</td> <td>-----</td> <td>-----</td> <td>99.80</td> <td>33.70</td> <td>13.83</td> <td>35.11</td> <td>0.00</td> <td>300</td> <td>292</td> <td>PEAK</td> </tr> </tbody> </table>		Limit	Read	Ant	Cable	Preamp	Aux	APos	TPos	Remark	Freq	Level	Line Margin	Level	Factor	Loss	Factor	Factor	Factor		MHz	dBuV/m	dBuV/m	dB	dBuV	dB/m	dB	dB	dB	cm	deg	1	5825.00	112.22	-----	-----	99.80	33.70	13.83	35.11	0.00	300	292	PEAK
	Limit	Read	Ant	Cable	Preamp	Aux	APos	TPos	Remark																																																																																																																								
Freq	Level	Line Margin	Level	Factor	Loss	Factor	Factor	Factor																																																																																																																									
MHz	dBuV/m	dBuV/m	dB	dBuV	dB/m	dB	dB	dB	cm	deg																																																																																																																							
1	5854.63	67.71	111.65	-43.94	55.28	33.70	13.86	35.13	0.00	300	292	PEAK																																																																																																																					
2	5855.88	66.90	110.55	-43.65	54.48	33.70	13.86	35.14	0.00	300	292	PEAK																																																																																																																					
3	5924.88	50.34	68.29	-17.95	37.95	33.65	13.94	35.20	0.00	300	292	PEAK																																																																																																																					
4	5940.25	50.95	68.20	-17.25	38.58	33.62	13.96	35.21	0.00	300	292	PEAK																																																																																																																					
	Limit	Read	Ant	Cable	Preamp	Aux	APos	TPos	Remark																																																																																																																								
Freq	Level	Line Margin	Level	Factor	Loss	Factor	Factor	Factor																																																																																																																									
MHz	dBuV/m	dBuV/m	dB	dBuV	dB/m	dB	dB	dB	cm	deg																																																																																																																							
1	5825.00	112.22	-----	-----	99.80	33.70	13.83	35.11	0.00	300	292	PEAK																																																																																																																					
Avg.	Blank	<p>Site : 03CH21-HY Condition: AVG_54 3m DRH18-E_LE2C03A18EN_240711 VERTICAL : RBW:1000.000kHz VBW:0.010kHz SWT:Auto</p> <table border="1"> <thead> <tr> <th></th> <th>Limit</th> <th>Read</th> <th>Ant</th> <th>Cable</th> <th>Preamp</th> <th>Aux</th> <th>APos</th> <th>TPos</th> <th>Remark</th> </tr> <tr> <th>Freq</th> <th>Level</th> <th>Line Margin</th> <th>Level</th> <th>Factor</th> <th>Loss</th> <th>Factor</th> <th>Factor</th> <th>Factor</th> <th></th> </tr> <tr> <th>MHz</th> <th>dBuV/m</th> <th>dBuV/m</th> <th>dB</th> <th>dBuV</th> <th>dB/m</th> <th>dB</th> <th>dB</th> <th>dB</th> <th>cm</th> <th>deg</th> </tr> </thead> <tbody> <tr> <td>1</td> <td>5825.00</td> <td>104.79</td> <td>-----</td> <td>-----</td> <td>92.38</td> <td>33.70</td> <td>13.82</td> <td>35.11</td> <td>0.00</td> <td>300</td> <td>292</td> <td>AVERAGE</td> </tr> </tbody> </table>			Limit	Read	Ant	Cable	Preamp	Aux	APos	TPos	Remark	Freq	Level	Line Margin	Level	Factor	Loss	Factor	Factor	Factor		MHz	dBuV/m	dBuV/m	dB	dBuV	dB/m	dB	dB	dB	cm	deg	1	5825.00	104.79	-----	-----	92.38	33.70	13.82	35.11	0.00	300	292	AVERAGE																																																																																		
	Limit	Read	Ant	Cable	Preamp	Aux	APos	TPos	Remark																																																																																																																								
Freq	Level	Line Margin	Level	Factor	Loss	Factor	Factor	Factor																																																																																																																									
MHz	dBuV/m	dBuV/m	dB	dBuV	dB/m	dB	dB	dB	cm	deg																																																																																																																							
1	5825.00	104.79	-----	-----	92.38	33.70	13.82	35.11	0.00	300	292	AVERAGE																																																																																																																					



Mode	97																																																																																																																																					
	Harmonic																																																																																																																																					
	U-NII-3_5.725-5.85_802.11ax HE20_CH165_5825MHz																																																																																																																																					
ANT	1																																																																																																																																					
Pol.	Horizontal	Vertical																																																																																																																																				
Peak Avg.	<p>Site : 03CH21-HY Condition: PEAK(UNII) 3m DRH18-E_LE2C03A18EN_240711 HORIZONTAL</p> <table border="1"> <thead> <tr> <th>Limit</th> <th>Read</th> <th>Ant</th> <th>Cable</th> <th>Preamp</th> <th>Aux</th> <th>APos</th> <th>TPos</th> <th>Remark</th> </tr> <tr> <th>Freq</th> <th>Level</th> <th>Line Margin</th> <th>Level</th> <th>Factor</th> <th>Loss Factor</th> <th>Factor</th> <th></th> <th></th> </tr> <tr> <th>MHz</th> <th>dBuV/m</th> <th>dBuV/m</th> <th>dB</th> <th>dBuV</th> <th>dB/m</th> <th>dB</th> <th>dB</th> <th>dB</th> </tr> </thead> <tbody> <tr> <td>1</td> <td>11650.00</td> <td>50.05</td> <td>74.00</td> <td>-23.95</td> <td>32.32</td> <td>38.50</td> <td>19.64</td> <td>40.84</td> <td>0.43</td> <td>--</td> <td>--</td> <td>PEAK</td> </tr> <tr> <td>2</td> <td>11650.00</td> <td>40.13</td> <td>54.00</td> <td>-13.87</td> <td>22.40</td> <td>38.50</td> <td>19.64</td> <td>40.84</td> <td>0.43</td> <td>--</td> <td>--</td> <td>AVERAGE</td> </tr> <tr> <td>3</td> <td>17475.00</td> <td>52.83</td> <td>68.20</td> <td>-15.37</td> <td>35.83</td> <td>40.05</td> <td>24.20</td> <td>47.71</td> <td>0.46</td> <td>--</td> <td>--</td> <td>PEAK</td> </tr> </tbody> </table>	Limit	Read	Ant	Cable	Preamp	Aux	APos	TPos	Remark	Freq	Level	Line Margin	Level	Factor	Loss Factor	Factor			MHz	dBuV/m	dBuV/m	dB	dBuV	dB/m	dB	dB	dB	1	11650.00	50.05	74.00	-23.95	32.32	38.50	19.64	40.84	0.43	--	--	PEAK	2	11650.00	40.13	54.00	-13.87	22.40	38.50	19.64	40.84	0.43	--	--	AVERAGE	3	17475.00	52.83	68.20	-15.37	35.83	40.05	24.20	47.71	0.46	--	--	PEAK	<p>Site : 03CH21-HY Condition: PEAK(UNII) 3m DRH18-E_LE2C03A18EN_240711 VERTICAL</p> <table border="1"> <thead> <tr> <th>Limit</th> <th>Read</th> <th>Ant</th> <th>Cable</th> <th>Preamp</th> <th>Aux</th> <th>APos</th> <th>TPos</th> <th>Remark</th> </tr> <tr> <th>Freq</th> <th>Level</th> <th>Line Margin</th> <th>Level</th> <th>Factor</th> <th>Loss Factor</th> <th>Factor</th> <th></th> <th></th> </tr> <tr> <th>MHz</th> <th>dBuV/m</th> <th>dBuV/m</th> <th>dB</th> <th>dBuV</th> <th>dB/m</th> <th>dB</th> <th>dB</th> <th>dB</th> </tr> </thead> <tbody> <tr> <td>1</td> <td>11650.00</td> <td>50.07</td> <td>74.00</td> <td>-23.93</td> <td>32.34</td> <td>38.50</td> <td>19.64</td> <td>40.84</td> <td>0.43</td> <td>--</td> <td>--</td> <td>PEAK</td> </tr> <tr> <td>2</td> <td>11650.00</td> <td>41.04</td> <td>54.00</td> <td>-12.96</td> <td>23.31</td> <td>38.50</td> <td>19.64</td> <td>40.84</td> <td>0.43</td> <td>--</td> <td>--</td> <td>AVERAGE</td> </tr> <tr> <td>3</td> <td>17475.00</td> <td>52.51</td> <td>68.20</td> <td>-15.69</td> <td>35.51</td> <td>40.05</td> <td>24.20</td> <td>47.71</td> <td>0.46</td> <td>--</td> <td>--</td> <td>PEAK</td> </tr> </tbody> </table>	Limit	Read	Ant	Cable	Preamp	Aux	APos	TPos	Remark	Freq	Level	Line Margin	Level	Factor	Loss Factor	Factor			MHz	dBuV/m	dBuV/m	dB	dBuV	dB/m	dB	dB	dB	1	11650.00	50.07	74.00	-23.93	32.34	38.50	19.64	40.84	0.43	--	--	PEAK	2	11650.00	41.04	54.00	-12.96	23.31	38.50	19.64	40.84	0.43	--	--	AVERAGE	3	17475.00	52.51	68.20	-15.69	35.51	40.05	24.20	47.71	0.46	--	--	PEAK
	Limit	Read	Ant	Cable	Preamp	Aux	APos	TPos	Remark																																																																																																																													
Freq	Level	Line Margin	Level	Factor	Loss Factor	Factor																																																																																																																																
MHz	dBuV/m	dBuV/m	dB	dBuV	dB/m	dB	dB	dB																																																																																																																														
1	11650.00	50.05	74.00	-23.95	32.32	38.50	19.64	40.84	0.43	--	--	PEAK																																																																																																																										
2	11650.00	40.13	54.00	-13.87	22.40	38.50	19.64	40.84	0.43	--	--	AVERAGE																																																																																																																										
3	17475.00	52.83	68.20	-15.37	35.83	40.05	24.20	47.71	0.46	--	--	PEAK																																																																																																																										
Limit	Read	Ant	Cable	Preamp	Aux	APos	TPos	Remark																																																																																																																														
Freq	Level	Line Margin	Level	Factor	Loss Factor	Factor																																																																																																																																
MHz	dBuV/m	dBuV/m	dB	dBuV	dB/m	dB	dB	dB																																																																																																																														
1	11650.00	50.07	74.00	-23.93	32.34	38.50	19.64	40.84	0.43	--	--	PEAK																																																																																																																										
2	11650.00	41.04	54.00	-12.96	23.31	38.50	19.64	40.84	0.43	--	--	AVERAGE																																																																																																																										
3	17475.00	52.51	68.20	-15.69	35.51	40.05	24.20	47.71	0.46	--	--	PEAK																																																																																																																										



Mode	97	
	Harmonic	
	U-NII-3_5.725-5.85_802.11ax HE20_CH165_5825MHz	
ANT	1	
Pol.	Horizontal	Vertical
10.6G ~18G Avg.	<p>Site : 03CH21-HY Condition: AVG_54 3m DRH18-E_LE2C03A18EN_240711 HORIZONTAL</p>	<p>Site : 03CH21-HY Condition: AVG_54 3m DRH18-E_LE2C03A18EN_240711 VERTICAL</p>



	98																																																																																																																														
Mode	Band Edge - L																																																																																																																														
	U-NII-3_5.725-5.85_802.11ax HE40_CH151_5755MHz																																																																																																																														
ANT	1																																																																																																																														
Pol.	Horizontal	Fundamental																																																																																																																													
Peak	<p>Site : 03CH21-HY Condition: PEAK_BE(B4)_16-24 3m DRH18-E_LE2C03A18EN_240711 HORIZONTAL : RBW:1000.000kHz VBW:3000.000kHz SWT:Auto</p> <table border="1"> <thead> <tr> <th></th> <th>Limit</th> <th>Read</th> <th>Ant</th> <th>Cable</th> <th>Preamp</th> <th>Aux</th> <th>APos</th> <th>TPos</th> <th></th> </tr> <tr> <th>Freq</th> <th>Level</th> <th>Line Margin</th> <th>Level</th> <th>Factor</th> <th>Loss</th> <th>Factor</th> <th>Factor</th> <th></th> <th>Remark</th> </tr> <tr> <th>MHz</th> <th>dBuV/m</th> <th>dBuV/m</th> <th>dB</th> <th>dBuV</th> <th>dB/m</th> <th>dB</th> <th>dB</th> <th>cm</th> <th>deg</th> </tr> </thead> <tbody> <tr> <td>1</td> <td>5645.73</td> <td>56.23</td> <td>68.20</td> <td>-11.97</td> <td>44.42</td> <td>33.17</td> <td>13.60</td> <td>34.96</td> <td>0.00</td> <td>115</td> <td>75</td> <td>PEAK</td> </tr> <tr> <td>2</td> <td>5650.22</td> <td>52.72</td> <td>68.36</td> <td>-15.64</td> <td>40.87</td> <td>33.20</td> <td>13.61</td> <td>34.96</td> <td>0.00</td> <td>115</td> <td>75</td> <td>PEAK</td> </tr> <tr> <td>3</td> <td>5702.15</td> <td>66.57</td> <td>105.80</td> <td>-39.23</td> <td>54.39</td> <td>33.51</td> <td>13.67</td> <td>35.00</td> <td>0.00</td> <td>115</td> <td>75</td> <td>PEAK</td> </tr> <tr> <td>4</td> <td>5720.13</td> <td>67.17</td> <td>111.09</td> <td>-43.92</td> <td>54.92</td> <td>33.58</td> <td>13.69</td> <td>35.02</td> <td>0.00</td> <td>115</td> <td>75</td> <td>PEAK</td> </tr> </tbody> </table>		Limit	Read	Ant	Cable	Preamp	Aux	APos	TPos		Freq	Level	Line Margin	Level	Factor	Loss	Factor	Factor		Remark	MHz	dBuV/m	dBuV/m	dB	dBuV	dB/m	dB	dB	cm	deg	1	5645.73	56.23	68.20	-11.97	44.42	33.17	13.60	34.96	0.00	115	75	PEAK	2	5650.22	52.72	68.36	-15.64	40.87	33.20	13.61	34.96	0.00	115	75	PEAK	3	5702.15	66.57	105.80	-39.23	54.39	33.51	13.67	35.00	0.00	115	75	PEAK	4	5720.13	67.17	111.09	-43.92	54.92	33.58	13.69	35.02	0.00	115	75	PEAK	<p>Site : 03CH21-HY Condition: PEAK(U)11 3m DRH18-E_LE2C03A18EN_240711 HORIZONTAL : RBW:1000.000kHz VBW:3000.000kHz SWT:Auto</p> <table border="1"> <thead> <tr> <th></th> <th>Limit</th> <th>Read</th> <th>Ant</th> <th>Cable</th> <th>Preamp</th> <th>Aux</th> <th>APos</th> <th>TPos</th> <th></th> </tr> <tr> <th>Freq</th> <th>Level</th> <th>Line Margin</th> <th>Level</th> <th>Factor</th> <th>Loss</th> <th>Factor</th> <th>Factor</th> <th></th> <th>Remark</th> </tr> <tr> <th>MHz</th> <th>dBuV/m</th> <th>dBuV/m</th> <th>dB</th> <th>dBuV</th> <th>dB/m</th> <th>dB</th> <th>dB</th> <th>cm</th> <th>deg</th> </tr> </thead> <tbody> <tr> <td>1</td> <td>5755.00</td> <td>107.42</td> <td>-----</td> <td>-----</td> <td>95.05</td> <td>33.68</td> <td>13.73</td> <td>35.04</td> <td>0.00</td> <td>115</td> <td>75</td> <td>PEAK</td> </tr> </tbody> </table>		Limit	Read	Ant	Cable	Preamp	Aux	APos	TPos		Freq	Level	Line Margin	Level	Factor	Loss	Factor	Factor		Remark	MHz	dBuV/m	dBuV/m	dB	dBuV	dB/m	dB	dB	cm	deg	1	5755.00	107.42	-----	-----	95.05	33.68	13.73	35.04	0.00	115	75	PEAK
	Limit	Read	Ant	Cable	Preamp	Aux	APos	TPos																																																																																																																							
Freq	Level	Line Margin	Level	Factor	Loss	Factor	Factor		Remark																																																																																																																						
MHz	dBuV/m	dBuV/m	dB	dBuV	dB/m	dB	dB	cm	deg																																																																																																																						
1	5645.73	56.23	68.20	-11.97	44.42	33.17	13.60	34.96	0.00	115	75	PEAK																																																																																																																			
2	5650.22	52.72	68.36	-15.64	40.87	33.20	13.61	34.96	0.00	115	75	PEAK																																																																																																																			
3	5702.15	66.57	105.80	-39.23	54.39	33.51	13.67	35.00	0.00	115	75	PEAK																																																																																																																			
4	5720.13	67.17	111.09	-43.92	54.92	33.58	13.69	35.02	0.00	115	75	PEAK																																																																																																																			
	Limit	Read	Ant	Cable	Preamp	Aux	APos	TPos																																																																																																																							
Freq	Level	Line Margin	Level	Factor	Loss	Factor	Factor		Remark																																																																																																																						
MHz	dBuV/m	dBuV/m	dB	dBuV	dB/m	dB	dB	cm	deg																																																																																																																						
1	5755.00	107.42	-----	-----	95.05	33.68	13.73	35.04	0.00	115	75	PEAK																																																																																																																			
Avg.	Blank	<p>Site : 03CH21-HY Condition: AVG_54 3m DRH18-E_LE2C03A18EN_240711 HORIZONTAL : RBW:1000.000kHz VBW:0.010kHz SWT:Auto</p> <table border="1"> <thead> <tr> <th></th> <th>Limit</th> <th>Read</th> <th>Ant</th> <th>Cable</th> <th>Preamp</th> <th>Aux</th> <th>APos</th> <th>TPos</th> <th></th> </tr> <tr> <th>Freq</th> <th>Level</th> <th>Line Margin</th> <th>Level</th> <th>Factor</th> <th>Loss</th> <th>Factor</th> <th>Factor</th> <th></th> <th>Remark</th> </tr> <tr> <th>MHz</th> <th>dBuV/m</th> <th>dBuV/m</th> <th>dB</th> <th>dBuV</th> <th>dB/m</th> <th>dB</th> <th>dB</th> <th>cm</th> <th>deg</th> </tr> </thead> <tbody> <tr> <td>1</td> <td>5755.00</td> <td>99.59</td> <td>-----</td> <td>-----</td> <td>87.20</td> <td>33.70</td> <td>13.75</td> <td>35.06</td> <td>0.00</td> <td>115</td> <td>75</td> <td>AVERAGE</td> </tr> </tbody> </table>		Limit	Read	Ant	Cable	Preamp	Aux	APos	TPos		Freq	Level	Line Margin	Level	Factor	Loss	Factor	Factor		Remark	MHz	dBuV/m	dBuV/m	dB	dBuV	dB/m	dB	dB	cm	deg	1	5755.00	99.59	-----	-----	87.20	33.70	13.75	35.06	0.00	115	75	AVERAGE																																																																																		
	Limit	Read	Ant	Cable	Preamp	Aux	APos	TPos																																																																																																																							
Freq	Level	Line Margin	Level	Factor	Loss	Factor	Factor		Remark																																																																																																																						
MHz	dBuV/m	dBuV/m	dB	dBuV	dB/m	dB	dB	cm	deg																																																																																																																						
1	5755.00	99.59	-----	-----	87.20	33.70	13.75	35.06	0.00	115	75	AVERAGE																																																																																																																			



Mode	98																																																																							
	Band Edge - R																																																																							
	U-NII-3_5.725-5.85_802.11ax HE40_CH151_5755MHz																																																																							
ANT	1																																																																							
Pol.	Horizontal	Fundamental																																																																						
Peak	<p>Site : 03CH21-HY Condition: PEAK_BE(B4)_16-24 3m DRH18-E_LE2C03A18EN_240711 HORIZONTAL : RBW:1000.000kHz VBW:3000.000kHz SWT:Auto</p> <table border="1"> <thead> <tr> <th></th> <th>Limit</th> <th>Read</th> <th>Ant</th> <th>Cable</th> <th>Preamp</th> <th>Aux</th> <th>APos</th> <th>TPos</th> <th></th> </tr> <tr> <th>Freq</th> <th>Level</th> <th>Line Margin</th> <th>Level</th> <th>Factor</th> <th>Loss Factor</th> <th>Factor</th> <th></th> <th></th> <th>Remark</th> </tr> <tr> <th>MHz</th> <th>dBuV/m</th> <th>dBuV/m</th> <th>dB</th> <th>dBuV</th> <th>dB/m</th> <th>dB</th> <th>dB</th> <th>cm</th> <th>deg</th> </tr> </thead> <tbody> <tr> <td>1 5853.28</td> <td>55.48</td> <td>114.72</td> <td>-59.24</td> <td>43.06</td> <td>33.70</td> <td>13.85</td> <td>35.13</td> <td>0.00</td> <td>115 75 PEAK</td> </tr> <tr> <td>2 5873.56</td> <td>50.67</td> <td>105.60</td> <td>-54.93</td> <td>38.24</td> <td>33.70</td> <td>13.88</td> <td>35.15</td> <td>0.00</td> <td>115 75 PEAK</td> </tr> <tr> <td>3 5923.68</td> <td>49.41</td> <td>69.18</td> <td>-19.77</td> <td>37.01</td> <td>33.65</td> <td>13.94</td> <td>35.19</td> <td>0.00</td> <td>115 75 PEAK</td> </tr> <tr> <td>4 5931.67</td> <td>50.41</td> <td>68.20</td> <td>-17.79</td> <td>38.02</td> <td>33.64</td> <td>13.95</td> <td>35.20</td> <td>0.00</td> <td>115 75 PEAK</td> </tr> </tbody> </table>		Limit	Read	Ant	Cable	Preamp	Aux	APos	TPos		Freq	Level	Line Margin	Level	Factor	Loss Factor	Factor			Remark	MHz	dBuV/m	dBuV/m	dB	dBuV	dB/m	dB	dB	cm	deg	1 5853.28	55.48	114.72	-59.24	43.06	33.70	13.85	35.13	0.00	115 75 PEAK	2 5873.56	50.67	105.60	-54.93	38.24	33.70	13.88	35.15	0.00	115 75 PEAK	3 5923.68	49.41	69.18	-19.77	37.01	33.65	13.94	35.19	0.00	115 75 PEAK	4 5931.67	50.41	68.20	-17.79	38.02	33.64	13.95	35.20	0.00	115 75 PEAK	Blank
	Limit	Read	Ant	Cable	Preamp	Aux	APos	TPos																																																																
Freq	Level	Line Margin	Level	Factor	Loss Factor	Factor			Remark																																																															
MHz	dBuV/m	dBuV/m	dB	dBuV	dB/m	dB	dB	cm	deg																																																															
1 5853.28	55.48	114.72	-59.24	43.06	33.70	13.85	35.13	0.00	115 75 PEAK																																																															
2 5873.56	50.67	105.60	-54.93	38.24	33.70	13.88	35.15	0.00	115 75 PEAK																																																															
3 5923.68	49.41	69.18	-19.77	37.01	33.65	13.94	35.19	0.00	115 75 PEAK																																																															
4 5931.67	50.41	68.20	-17.79	38.02	33.64	13.95	35.20	0.00	115 75 PEAK																																																															



Mode	98																																																																																																										
	Band Edge - L																																																																																																										
	U-NII-3_5.725-5.85_802.11ax HE40_CH151_5755MHz																																																																																																										
ANT	1																																																																																																										
Pol.	Vertical	Fundamental																																																																																																									
Peak	<p>Site : 03CH21-HY Condition: PEAK_BE(B4)_16-24 3m DRH18-E_LE2C03A18EN_240711 VERTICAL : RBW:1000.000kHz VBW:3000.000kHz SWT:Auto</p> <table border="1"> <thead> <tr> <th></th> <th>Limit</th> <th>Read</th> <th>Ant</th> <th>Cable</th> <th>Preamp</th> <th>Aux</th> <th>APos</th> <th>TPos</th> <th>Remark</th> </tr> <tr> <th>Freq</th> <th>Level</th> <th>Line Margin</th> <th>Level</th> <th>Factor</th> <th>Loss</th> <th>Factor</th> <th>Factor</th> <th>cm</th> <th>deg</th> </tr> </thead> <tbody> <tr> <td>1</td> <td>5642.94</td> <td>53.41</td> <td>68.20</td> <td>-14.79</td> <td>41.60</td> <td>33.16</td> <td>13.60</td> <td>34.95</td> <td>0.00</td> <td>300</td> <td>265</td> <td>PEAK</td> </tr> <tr> <td>2</td> <td>5650.84</td> <td>52.94</td> <td>68.82</td> <td>-15.88</td> <td>41.08</td> <td>33.21</td> <td>13.61</td> <td>34.96</td> <td>0.00</td> <td>300</td> <td>265</td> <td>PEAK</td> </tr> <tr> <td>3</td> <td>5703.08</td> <td>65.19</td> <td>106.06</td> <td>-40.87</td> <td>53.01</td> <td>33.51</td> <td>13.67</td> <td>35.00</td> <td>0.00</td> <td>300</td> <td>265</td> <td>PEAK</td> </tr> <tr> <td>4</td> <td>5720.28</td> <td>68.74</td> <td>111.44</td> <td>-42.70</td> <td>56.49</td> <td>33.58</td> <td>13.69</td> <td>35.02</td> <td>0.00</td> <td>300</td> <td>265</td> <td>PEAK</td> </tr> </tbody> </table>		Limit	Read	Ant	Cable	Preamp	Aux	APos	TPos	Remark	Freq	Level	Line Margin	Level	Factor	Loss	Factor	Factor	cm	deg	1	5642.94	53.41	68.20	-14.79	41.60	33.16	13.60	34.95	0.00	300	265	PEAK	2	5650.84	52.94	68.82	-15.88	41.08	33.21	13.61	34.96	0.00	300	265	PEAK	3	5703.08	65.19	106.06	-40.87	53.01	33.51	13.67	35.00	0.00	300	265	PEAK	4	5720.28	68.74	111.44	-42.70	56.49	33.58	13.69	35.02	0.00	300	265	PEAK	<p>Site : 03CH21-HY Condition: PEAK(UNII) 3m DRH18-E_LE2C03A18EN_240711 VERTICAL : RBW:1000.000kHz VBW:3000.000kHz SWT:Auto</p> <table border="1"> <thead> <tr> <th></th> <th>Limit</th> <th>Read</th> <th>Ant</th> <th>Cable</th> <th>Preamp</th> <th>Aux</th> <th>APos</th> <th>TPos</th> <th>Remark</th> </tr> <tr> <th>Freq</th> <th>Level</th> <th>Line Margin</th> <th>Level</th> <th>Factor</th> <th>Loss</th> <th>Factor</th> <th>Factor</th> <th>cm</th> <th>deg</th> </tr> </thead> <tbody> <tr> <td>1</td> <td>5755.00</td> <td>107.16</td> <td>-----</td> <td>-----</td> <td>94.77</td> <td>33.70</td> <td>13.74</td> <td>35.05</td> <td>0.00</td> <td>300</td> <td>265</td> <td>PEAK</td> </tr> </tbody> </table>		Limit	Read	Ant	Cable	Preamp	Aux	APos	TPos	Remark	Freq	Level	Line Margin	Level	Factor	Loss	Factor	Factor	cm	deg	1	5755.00	107.16	-----	-----	94.77	33.70	13.74	35.05	0.00	300	265	PEAK
		Limit	Read	Ant	Cable	Preamp	Aux	APos	TPos	Remark																																																																																																	
Freq	Level	Line Margin	Level	Factor	Loss	Factor	Factor	cm	deg																																																																																																		
1	5642.94	53.41	68.20	-14.79	41.60	33.16	13.60	34.95	0.00	300	265	PEAK																																																																																															
2	5650.84	52.94	68.82	-15.88	41.08	33.21	13.61	34.96	0.00	300	265	PEAK																																																																																															
3	5703.08	65.19	106.06	-40.87	53.01	33.51	13.67	35.00	0.00	300	265	PEAK																																																																																															
4	5720.28	68.74	111.44	-42.70	56.49	33.58	13.69	35.02	0.00	300	265	PEAK																																																																																															
	Limit	Read	Ant	Cable	Preamp	Aux	APos	TPos	Remark																																																																																																		
Freq	Level	Line Margin	Level	Factor	Loss	Factor	Factor	cm	deg																																																																																																		
1	5755.00	107.16	-----	-----	94.77	33.70	13.74	35.05	0.00	300	265	PEAK																																																																																															
Avg.	Blank	<p>Site : 03CH21-HY Condition: AVG_54 3m DRH18-E_LE2C03A18EN_240711 VERTICAL : RBW:1000.000kHz VBW:0.010kHz SWT:Auto</p> <table border="1"> <thead> <tr> <th></th> <th>Limit</th> <th>Read</th> <th>Ant</th> <th>Cable</th> <th>Preamp</th> <th>Aux</th> <th>APos</th> <th>TPos</th> <th>Remark</th> </tr> <tr> <th>Freq</th> <th>Level</th> <th>Line Margin</th> <th>Level</th> <th>Factor</th> <th>Loss</th> <th>Factor</th> <th>Factor</th> <th>cm</th> <th>deg</th> </tr> </thead> <tbody> <tr> <td>1</td> <td>5755.00</td> <td>99.92</td> <td>-----</td> <td>-----</td> <td>87.55</td> <td>33.68</td> <td>13.73</td> <td>35.04</td> <td>0.00</td> <td>300</td> <td>265</td> <td>AVERAGE</td> </tr> </tbody> </table>		Limit	Read	Ant	Cable	Preamp	Aux	APos	TPos	Remark	Freq	Level	Line Margin	Level	Factor	Loss	Factor	Factor	cm	deg	1	5755.00	99.92	-----	-----	87.55	33.68	13.73	35.04	0.00	300	265	AVERAGE																																																																								
	Limit	Read	Ant	Cable	Preamp	Aux	APos	TPos	Remark																																																																																																		
Freq	Level	Line Margin	Level	Factor	Loss	Factor	Factor	cm	deg																																																																																																		
1	5755.00	99.92	-----	-----	87.55	33.68	13.73	35.04	0.00	300	265	AVERAGE																																																																																															



Mode	98																																																																							
	Band Edge - R																																																																							
	U-NII-3_5.725-5.85_802.11ax HE40_CH151_5755MHz																																																																							
ANT	1																																																																							
Pol.	Vertical	Fundamental																																																																						
Peak	<p>Level (dBuV/m)</p> <p>Frequency (MHz)</p> <p>PEAK_BE(B4)_16-24</p> <p>Site : 03CH21-HY Condition: PEAK_BE(B4)_16-24 3m DRH18-E_LE2C03A18EN_240711 VERTICAL : RBW:1000.000kHz VBW:3000.000kHz SWT:Auto</p> <table border="1"> <thead> <tr> <th></th> <th>Limit</th> <th>Read</th> <th>Ant</th> <th>Cable</th> <th>Preamp</th> <th>Aux</th> <th>APos</th> <th>TPos</th> <th></th> </tr> <tr> <th>Freq</th> <th>Level</th> <th>Line</th> <th>Level</th> <th>Loss</th> <th>Factor</th> <th>Factor</th> <th></th> <th></th> <th>Remark</th> </tr> <tr> <th>MHz</th> <th>dBuV/m</th> <th>dBuV/m</th> <th>dB</th> <th>dBuV</th> <th>dB/m</th> <th>dB</th> <th>dB</th> <th>cm</th> <th>deg</th> </tr> </thead> <tbody> <tr> <td>1 5854.84</td> <td>50.67</td> <td>111.17</td> <td>-60.50</td> <td>38.25</td> <td>33.70</td> <td>13.86</td> <td>35.14</td> <td>0.00</td> <td>300 265 PEAK</td> </tr> <tr> <td>2 5872.59</td> <td>51.07</td> <td>105.88</td> <td>-54.81</td> <td>38.64</td> <td>33.70</td> <td>13.88</td> <td>35.15</td> <td>0.00</td> <td>300 265 PEAK</td> </tr> <tr> <td>3 5924.46</td> <td>49.43</td> <td>68.60</td> <td>-19.17</td> <td>37.04</td> <td>33.65</td> <td>13.94</td> <td>35.20</td> <td>0.00</td> <td>300 265 PEAK</td> </tr> <tr> <td>4 5932.65</td> <td>50.12</td> <td>68.20</td> <td>-18.08</td> <td>37.74</td> <td>33.63</td> <td>13.95</td> <td>35.20</td> <td>0.00</td> <td>300 265 PEAK</td> </tr> </tbody> </table>		Limit	Read	Ant	Cable	Preamp	Aux	APos	TPos		Freq	Level	Line	Level	Loss	Factor	Factor			Remark	MHz	dBuV/m	dBuV/m	dB	dBuV	dB/m	dB	dB	cm	deg	1 5854.84	50.67	111.17	-60.50	38.25	33.70	13.86	35.14	0.00	300 265 PEAK	2 5872.59	51.07	105.88	-54.81	38.64	33.70	13.88	35.15	0.00	300 265 PEAK	3 5924.46	49.43	68.60	-19.17	37.04	33.65	13.94	35.20	0.00	300 265 PEAK	4 5932.65	50.12	68.20	-18.08	37.74	33.63	13.95	35.20	0.00	300 265 PEAK	Blank
	Limit	Read	Ant	Cable	Preamp	Aux	APos	TPos																																																																
Freq	Level	Line	Level	Loss	Factor	Factor			Remark																																																															
MHz	dBuV/m	dBuV/m	dB	dBuV	dB/m	dB	dB	cm	deg																																																															
1 5854.84	50.67	111.17	-60.50	38.25	33.70	13.86	35.14	0.00	300 265 PEAK																																																															
2 5872.59	51.07	105.88	-54.81	38.64	33.70	13.88	35.15	0.00	300 265 PEAK																																																															
3 5924.46	49.43	68.60	-19.17	37.04	33.65	13.94	35.20	0.00	300 265 PEAK																																																															
4 5932.65	50.12	68.20	-18.08	37.74	33.63	13.95	35.20	0.00	300 265 PEAK																																																															

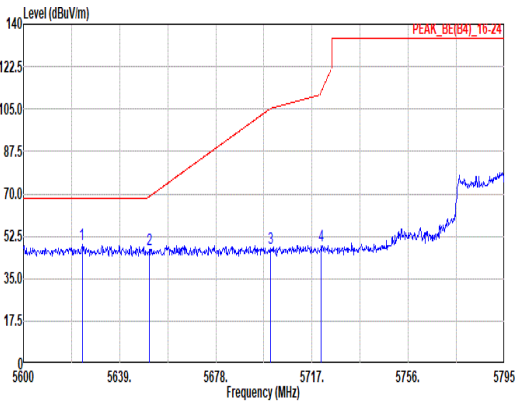
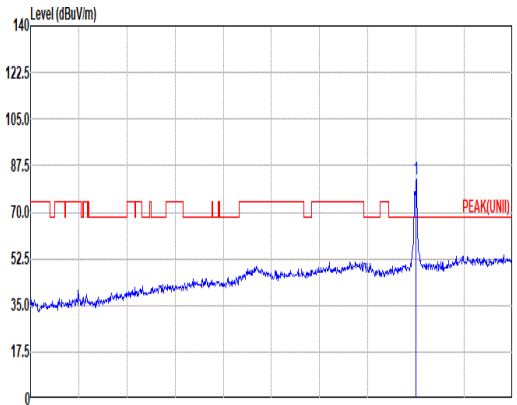
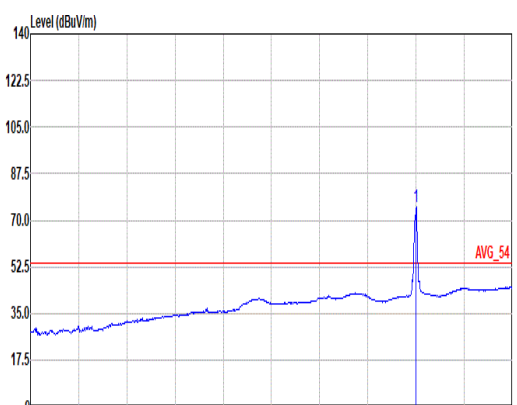


Mode	98																																																																																																																																					
	Harmonic																																																																																																																																					
	U-NII-3_5.725-5.85_802.11ax HE40_CH151_5755MHz																																																																																																																																					
ANT	1																																																																																																																																					
Pol.	Horizontal	Vertical																																																																																																																																				
Peak Avg.	<p>Site : 03CH21-HY Condition: PEAK(UNII) 3m DRH18-E_LE2C03A18EN_240711 HORIZONTAL</p> <table border="1"> <thead> <tr> <th>Limit</th> <th>Read</th> <th>Ant</th> <th>Cable</th> <th>Preamp</th> <th>Aux</th> <th>APos</th> <th>TPos</th> <th>Remark</th> </tr> <tr> <th>Freq</th> <th>Level</th> <th>Line Margin</th> <th>Level</th> <th>Factor</th> <th>Loss Factor</th> <th>Factor</th> <th></th> <th></th> </tr> <tr> <th>MHz</th> <th>dBuV/m</th> <th>dBuV/m</th> <th>dB</th> <th>dBuV</th> <th>dB/m</th> <th>dB</th> <th>dB</th> <th>dB</th> </tr> </thead> <tbody> <tr> <td>1</td> <td>11510.00</td> <td>50.44</td> <td>74.00</td> <td>-23.56</td> <td>32.63</td> <td>38.50</td> <td>19.51</td> <td>40.63</td> <td>0.43</td> <td>--</td> <td>--</td> <td>PEAK</td> </tr> <tr> <td>2</td> <td>11510.00</td> <td>40.06</td> <td>54.00</td> <td>-13.94</td> <td>22.25</td> <td>38.50</td> <td>19.51</td> <td>40.63</td> <td>0.43</td> <td>--</td> <td>--</td> <td>AVERAGE</td> </tr> <tr> <td>3</td> <td>17265.00</td> <td>52.14</td> <td>68.20</td> <td>-16.06</td> <td>34.99</td> <td>39.90</td> <td>24.03</td> <td>47.24</td> <td>0.46</td> <td>--</td> <td>--</td> <td>PEAK</td> </tr> </tbody> </table>	Limit	Read	Ant	Cable	Preamp	Aux	APos	TPos	Remark	Freq	Level	Line Margin	Level	Factor	Loss Factor	Factor			MHz	dBuV/m	dBuV/m	dB	dBuV	dB/m	dB	dB	dB	1	11510.00	50.44	74.00	-23.56	32.63	38.50	19.51	40.63	0.43	--	--	PEAK	2	11510.00	40.06	54.00	-13.94	22.25	38.50	19.51	40.63	0.43	--	--	AVERAGE	3	17265.00	52.14	68.20	-16.06	34.99	39.90	24.03	47.24	0.46	--	--	PEAK	<p>Site : 03CH21-HY Condition: PEAK(UNII) 3m DRH18-E_LE2C03A18EN_240711 VERTICAL</p> <table border="1"> <thead> <tr> <th>Limit</th> <th>Read</th> <th>Ant</th> <th>Cable</th> <th>Preamp</th> <th>Aux</th> <th>APos</th> <th>TPos</th> <th>Remark</th> </tr> <tr> <th>Freq</th> <th>Level</th> <th>Line Margin</th> <th>Level</th> <th>Factor</th> <th>Loss Factor</th> <th>Factor</th> <th></th> <th></th> </tr> <tr> <th>MHz</th> <th>dBuV/m</th> <th>dBuV/m</th> <th>dB</th> <th>dBuV</th> <th>dB/m</th> <th>dB</th> <th>dB</th> <th>dB</th> </tr> </thead> <tbody> <tr> <td>1</td> <td>11510.00</td> <td>50.83</td> <td>74.00</td> <td>-23.17</td> <td>33.02</td> <td>38.50</td> <td>19.51</td> <td>40.63</td> <td>0.43</td> <td>--</td> <td>--</td> <td>PEAK</td> </tr> <tr> <td>2</td> <td>11510.00</td> <td>40.92</td> <td>54.00</td> <td>-13.08</td> <td>23.11</td> <td>38.50</td> <td>19.51</td> <td>40.63</td> <td>0.43</td> <td>--</td> <td>--</td> <td>AVERAGE</td> </tr> <tr> <td>3</td> <td>17265.00</td> <td>53.22</td> <td>68.20</td> <td>-14.98</td> <td>36.07</td> <td>39.90</td> <td>24.03</td> <td>47.24</td> <td>0.46</td> <td>--</td> <td>--</td> <td>PEAK</td> </tr> </tbody> </table>	Limit	Read	Ant	Cable	Preamp	Aux	APos	TPos	Remark	Freq	Level	Line Margin	Level	Factor	Loss Factor	Factor			MHz	dBuV/m	dBuV/m	dB	dBuV	dB/m	dB	dB	dB	1	11510.00	50.83	74.00	-23.17	33.02	38.50	19.51	40.63	0.43	--	--	PEAK	2	11510.00	40.92	54.00	-13.08	23.11	38.50	19.51	40.63	0.43	--	--	AVERAGE	3	17265.00	53.22	68.20	-14.98	36.07	39.90	24.03	47.24	0.46	--	--	PEAK
	Limit	Read	Ant	Cable	Preamp	Aux	APos	TPos	Remark																																																																																																																													
Freq	Level	Line Margin	Level	Factor	Loss Factor	Factor																																																																																																																																
MHz	dBuV/m	dBuV/m	dB	dBuV	dB/m	dB	dB	dB																																																																																																																														
1	11510.00	50.44	74.00	-23.56	32.63	38.50	19.51	40.63	0.43	--	--	PEAK																																																																																																																										
2	11510.00	40.06	54.00	-13.94	22.25	38.50	19.51	40.63	0.43	--	--	AVERAGE																																																																																																																										
3	17265.00	52.14	68.20	-16.06	34.99	39.90	24.03	47.24	0.46	--	--	PEAK																																																																																																																										
Limit	Read	Ant	Cable	Preamp	Aux	APos	TPos	Remark																																																																																																																														
Freq	Level	Line Margin	Level	Factor	Loss Factor	Factor																																																																																																																																
MHz	dBuV/m	dBuV/m	dB	dBuV	dB/m	dB	dB	dB																																																																																																																														
1	11510.00	50.83	74.00	-23.17	33.02	38.50	19.51	40.63	0.43	--	--	PEAK																																																																																																																										
2	11510.00	40.92	54.00	-13.08	23.11	38.50	19.51	40.63	0.43	--	--	AVERAGE																																																																																																																										
3	17265.00	53.22	68.20	-14.98	36.07	39.90	24.03	47.24	0.46	--	--	PEAK																																																																																																																										



Mode	98	
	Harmonic	
	U-NII-3_5.725-5.85_802.11ax HE40_CH151_5755MHz	
ANT	1	
Pol.	Horizontal	Vertical
10.6G ~18G Avg.	<p>Site : 03CH21-HY Condition: AVG_54 3m DRH18-E_LE2C03A18EN_240711 HORIZONTAL</p>	<p>Site : 03CH21-HY Condition: AVG_54 3m DRH18-E_LE2C03A18EN_240711 VERTICAL</p>



Mode	99																																																																																																																								
	Band Edge - L																																																																																																																								
	U-NII-3_5.725-5.85_802.11ax HE40_CH159_5795MHz																																																																																																																								
ANT	1																																																																																																																								
Pol.	Horizontal	Fundamental																																																																																																																							
Peak	 <p>Site : 03CH21-HY Condition: PEAK_BE(B4)_16-24 3m DRH18-E_LE2C03A18EN_240711 HORIZONTAL : RBW:1000.000kHz VBW:3000.000kHz SWT:Auto</p> <table border="1"> <thead> <tr> <th>Limit</th> <th>Read</th> <th>Ant</th> <th>Cable</th> <th>Preamp</th> <th>Aux</th> <th>APos</th> <th>TPos</th> <th>Remark</th> </tr> <tr> <th>Freq</th> <th>Level</th> <th>Line Margin</th> <th>Level</th> <th>Factor</th> <th>Loss</th> <th>Factor</th> <th>Factor</th> <th></th> </tr> <tr> <th>MHz</th> <th>dBuV/m</th> <th>dBuV/m</th> <th>dB</th> <th>dBuV</th> <th>dB/m</th> <th>dB</th> <th>dB</th> <th>cm</th> </tr> </thead> <tbody> <tr> <td>1</td> <td>5623.79</td> <td>48.89</td> <td>68.20</td> <td>-19.31</td> <td>37.21</td> <td>33.04</td> <td>13.58</td> <td>34.94</td> <td>0.00</td> <td>300</td> <td>271</td> <td>PEAK</td> </tr> <tr> <td>2</td> <td>5651.09</td> <td>46.91</td> <td>69.01</td> <td>-22.10</td> <td>35.05</td> <td>33.21</td> <td>13.61</td> <td>34.96</td> <td>0.00</td> <td>300</td> <td>271</td> <td>PEAK</td> </tr> <tr> <td>3</td> <td>5700.23</td> <td>47.61</td> <td>105.26</td> <td>-57.65</td> <td>35.44</td> <td>33.50</td> <td>13.67</td> <td>35.00</td> <td>0.00</td> <td>300</td> <td>271</td> <td>PEAK</td> </tr> <tr> <td>4</td> <td>5720.71</td> <td>48.55</td> <td>112.41</td> <td>-63.86</td> <td>36.30</td> <td>33.58</td> <td>13.69</td> <td>35.02</td> <td>0.00</td> <td>300</td> <td>271</td> <td>PEAK</td> </tr> </tbody> </table>	Limit	Read	Ant	Cable	Preamp	Aux	APos	TPos	Remark	Freq	Level	Line Margin	Level	Factor	Loss	Factor	Factor		MHz	dBuV/m	dBuV/m	dB	dBuV	dB/m	dB	dB	cm	1	5623.79	48.89	68.20	-19.31	37.21	33.04	13.58	34.94	0.00	300	271	PEAK	2	5651.09	46.91	69.01	-22.10	35.05	33.21	13.61	34.96	0.00	300	271	PEAK	3	5700.23	47.61	105.26	-57.65	35.44	33.50	13.67	35.00	0.00	300	271	PEAK	4	5720.71	48.55	112.41	-63.86	36.30	33.58	13.69	35.02	0.00	300	271	PEAK	 <p>Site : 03CH21-HY Condition: PEAK(UNII) 3m DRH18-E_LE2C03A18EN_240711 HORIZONTAL : RBW:1000.000kHz VBW:3000.000kHz SWT:Auto</p> <table border="1"> <thead> <tr> <th>Limit</th> <th>Read</th> <th>Ant</th> <th>Cable</th> <th>Preamp</th> <th>Aux</th> <th>APos</th> <th>TPos</th> <th>Remark</th> </tr> <tr> <th>Freq</th> <th>Level</th> <th>Line Margin</th> <th>Level</th> <th>Factor</th> <th>Loss</th> <th>Factor</th> <th>Factor</th> <th></th> </tr> <tr> <th>MHz</th> <th>dBuV/m</th> <th>dBuV/m</th> <th>dB</th> <th>dBuV</th> <th>dB/m</th> <th>dB</th> <th>dB</th> <th>cm</th> </tr> </thead> <tbody> <tr> <td>1</td> <td>5795.00</td> <td>82.62</td> <td>-----</td> <td>-----</td> <td>70.21</td> <td>33.70</td> <td>13.80</td> <td>35.09</td> <td>0.00</td> <td>300</td> <td>271</td> <td>PEAK</td> </tr> </tbody> </table>	Limit	Read	Ant	Cable	Preamp	Aux	APos	TPos	Remark	Freq	Level	Line Margin	Level	Factor	Loss	Factor	Factor		MHz	dBuV/m	dBuV/m	dB	dBuV	dB/m	dB	dB	cm	1	5795.00	82.62	-----	-----	70.21	33.70	13.80	35.09	0.00	300	271	PEAK
Limit	Read	Ant	Cable	Preamp	Aux	APos	TPos	Remark																																																																																																																	
Freq	Level	Line Margin	Level	Factor	Loss	Factor	Factor																																																																																																																		
MHz	dBuV/m	dBuV/m	dB	dBuV	dB/m	dB	dB	cm																																																																																																																	
1	5623.79	48.89	68.20	-19.31	37.21	33.04	13.58	34.94	0.00	300	271	PEAK																																																																																																													
2	5651.09	46.91	69.01	-22.10	35.05	33.21	13.61	34.96	0.00	300	271	PEAK																																																																																																													
3	5700.23	47.61	105.26	-57.65	35.44	33.50	13.67	35.00	0.00	300	271	PEAK																																																																																																													
4	5720.71	48.55	112.41	-63.86	36.30	33.58	13.69	35.02	0.00	300	271	PEAK																																																																																																													
Limit	Read	Ant	Cable	Preamp	Aux	APos	TPos	Remark																																																																																																																	
Freq	Level	Line Margin	Level	Factor	Loss	Factor	Factor																																																																																																																		
MHz	dBuV/m	dBuV/m	dB	dBuV	dB/m	dB	dB	cm																																																																																																																	
1	5795.00	82.62	-----	-----	70.21	33.70	13.80	35.09	0.00	300	271	PEAK																																																																																																													
Avg.	Blank	 <p>Site : 03CH21-HY Condition: AVG_54 3m DRH18-E_LE2C03A18EN_240711 HORIZONTAL : RBW:1000.000kHz VBW:0.010kHz SWT:Auto</p> <table border="1"> <thead> <tr> <th>Limit</th> <th>Read</th> <th>Ant</th> <th>Cable</th> <th>Preamp</th> <th>Aux</th> <th>APos</th> <th>TPos</th> <th>Remark</th> </tr> <tr> <th>Freq</th> <th>Level</th> <th>Line Margin</th> <th>Level</th> <th>Factor</th> <th>Loss</th> <th>Factor</th> <th>Factor</th> <th></th> </tr> <tr> <th>MHz</th> <th>dBuV/m</th> <th>dBuV/m</th> <th>dB</th> <th>dBuV</th> <th>dB/m</th> <th>dB</th> <th>dB</th> <th>cm</th> </tr> </thead> <tbody> <tr> <td>1</td> <td>5795.00</td> <td>75.03</td> <td>-----</td> <td>-----</td> <td>62.62</td> <td>33.70</td> <td>13.80</td> <td>35.09</td> <td>0.00</td> <td>300</td> <td>271</td> <td>AVERAGE</td> </tr> </tbody> </table>	Limit	Read	Ant	Cable	Preamp	Aux	APos	TPos	Remark	Freq	Level	Line Margin	Level	Factor	Loss	Factor	Factor		MHz	dBuV/m	dBuV/m	dB	dBuV	dB/m	dB	dB	cm	1	5795.00	75.03	-----	-----	62.62	33.70	13.80	35.09	0.00	300	271	AVERAGE																																																																															
Limit	Read	Ant	Cable	Preamp	Aux	APos	TPos	Remark																																																																																																																	
Freq	Level	Line Margin	Level	Factor	Loss	Factor	Factor																																																																																																																		
MHz	dBuV/m	dBuV/m	dB	dBuV	dB/m	dB	dB	cm																																																																																																																	
1	5795.00	75.03	-----	-----	62.62	33.70	13.80	35.09	0.00	300	271	AVERAGE																																																																																																													



Mode	99																																																																									
	Band Edge - R																																																																									
	U-NII-3_5.725-5.85_802.11ax HE40_CH159_5795MHz																																																																									
ANT	1																																																																									
Pol.	Horizontal	Fundamental																																																																								
Peak	<p>Site : 03CH21-HY Condition: PEAK_BE(B4)_16-24 3m DRH18-E_LE2C03A18EN_240711 HORIZONTAL : RBW:1000.000kHz VBW:3000.000kHz SWT:Auto</p> <table border="1"> <thead> <tr> <th>Peak</th> <th>Limit</th> <th>Read</th> <th>Ant</th> <th>Cable</th> <th>Preamp</th> <th>Aux</th> <th>APos</th> <th>TPos</th> <th>Remark</th> </tr> <tr> <th>Freq</th> <th>Level</th> <th>Line Margin</th> <th>Level</th> <th>Factor</th> <th>Loss Factor</th> <th>Factor</th> <th>dB</th> <th>cm</th> <th>deg</th> </tr> </thead> <tbody> <tr> <td>1</td> <td>5854.83</td> <td>50.74</td> <td>111.19</td> <td>-60.45</td> <td>38.32</td> <td>33.70</td> <td>13.86</td> <td>35.14</td> <td>0.00</td> <td>300</td> <td>271</td> <td>PEAK</td> </tr> <tr> <td>2</td> <td>5869.09</td> <td>51.57</td> <td>106.85</td> <td>-55.28</td> <td>39.15</td> <td>33.70</td> <td>13.87</td> <td>35.15</td> <td>0.00</td> <td>300</td> <td>271</td> <td>PEAK</td> </tr> <tr> <td>3</td> <td>5924.89</td> <td>49.62</td> <td>68.28</td> <td>-18.66</td> <td>37.23</td> <td>33.65</td> <td>13.94</td> <td>35.20</td> <td>0.00</td> <td>300</td> <td>271</td> <td>PEAK</td> </tr> <tr> <td>4</td> <td>5943.65</td> <td>50.72</td> <td>68.20</td> <td>-17.48</td> <td>38.36</td> <td>33.61</td> <td>13.96</td> <td>35.21</td> <td>0.00</td> <td>300</td> <td>271</td> <td>PEAK</td> </tr> </tbody> </table>	Peak	Limit	Read	Ant	Cable	Preamp	Aux	APos	TPos	Remark	Freq	Level	Line Margin	Level	Factor	Loss Factor	Factor	dB	cm	deg	1	5854.83	50.74	111.19	-60.45	38.32	33.70	13.86	35.14	0.00	300	271	PEAK	2	5869.09	51.57	106.85	-55.28	39.15	33.70	13.87	35.15	0.00	300	271	PEAK	3	5924.89	49.62	68.28	-18.66	37.23	33.65	13.94	35.20	0.00	300	271	PEAK	4	5943.65	50.72	68.20	-17.48	38.36	33.61	13.96	35.21	0.00	300	271	PEAK	Blank
Peak	Limit	Read	Ant	Cable	Preamp	Aux	APos	TPos	Remark																																																																	
Freq	Level	Line Margin	Level	Factor	Loss Factor	Factor	dB	cm	deg																																																																	
1	5854.83	50.74	111.19	-60.45	38.32	33.70	13.86	35.14	0.00	300	271	PEAK																																																														
2	5869.09	51.57	106.85	-55.28	39.15	33.70	13.87	35.15	0.00	300	271	PEAK																																																														
3	5924.89	49.62	68.28	-18.66	37.23	33.65	13.94	35.20	0.00	300	271	PEAK																																																														
4	5943.65	50.72	68.20	-17.48	38.36	33.61	13.96	35.21	0.00	300	271	PEAK																																																														



	99																																																																																																																														
Mode	Band Edge - L																																																																																																																														
	U-NII-3_5.725-5.85_802.11ax HE40_CH159_5795MHZ																																																																																																																														
ANT	1																																																																																																																														
Pol.	Vertical	Fundamental																																																																																																																													
Peak	<p>Site : 03CH21-HY Condition: PEAK_BE(B4)_16-24 3m DRH18-E_LE2C03A18EN_240711 VERTICAL : RBW:1000.000kHz VBW:3000.000kHz SWT:Auto</p> <table border="1"> <thead> <tr> <th></th> <th>Limit</th> <th>Read</th> <th>Ant</th> <th>Cable</th> <th>Preamp</th> <th>Aux</th> <th>APos</th> <th>TPos</th> <th></th> </tr> <tr> <th>Freq</th> <th>Level</th> <th>Line Margin</th> <th>Level</th> <th>Factor</th> <th>Loss</th> <th>Factor</th> <th>Factor</th> <th>Factor</th> <th>Remark</th> </tr> <tr> <th>MHz</th> <th>dBuV/m</th> <th>dBuV/m</th> <th>dB</th> <th>dBuV</th> <th>dB/m</th> <th>dB</th> <th>dB</th> <th>dB</th> <th>cm</th> </tr> </thead> <tbody> <tr> <td>1</td> <td>5636.86</td> <td>54.41</td> <td>68.20</td> <td>-13.79</td> <td>42.65</td> <td>33.12</td> <td>13.59</td> <td>34.95</td> <td>0.00</td> <td>300</td> <td>269</td> <td>PEAK</td> </tr> <tr> <td>2</td> <td>5659.12</td> <td>53.17</td> <td>68.29</td> <td>-15.12</td> <td>41.32</td> <td>33.20</td> <td>13.61</td> <td>34.96</td> <td>0.00</td> <td>300</td> <td>269</td> <td>PEAK</td> </tr> <tr> <td>3</td> <td>5700.82</td> <td>60.68</td> <td>105.43</td> <td>-44.75</td> <td>48.51</td> <td>33.50</td> <td>13.67</td> <td>35.00</td> <td>0.00</td> <td>300</td> <td>269</td> <td>PEAK</td> </tr> <tr> <td>4</td> <td>5721.49</td> <td>66.40</td> <td>114.19</td> <td>-47.79</td> <td>54.13</td> <td>33.59</td> <td>13.70</td> <td>35.02</td> <td>0.00</td> <td>300</td> <td>269</td> <td>PEAK</td> </tr> </tbody> </table>		Limit	Read	Ant	Cable	Preamp	Aux	APos	TPos		Freq	Level	Line Margin	Level	Factor	Loss	Factor	Factor	Factor	Remark	MHz	dBuV/m	dBuV/m	dB	dBuV	dB/m	dB	dB	dB	cm	1	5636.86	54.41	68.20	-13.79	42.65	33.12	13.59	34.95	0.00	300	269	PEAK	2	5659.12	53.17	68.29	-15.12	41.32	33.20	13.61	34.96	0.00	300	269	PEAK	3	5700.82	60.68	105.43	-44.75	48.51	33.50	13.67	35.00	0.00	300	269	PEAK	4	5721.49	66.40	114.19	-47.79	54.13	33.59	13.70	35.02	0.00	300	269	PEAK	<p>Site : 03CH21-HY Condition: PEAK(UNII) 3m DRH18-E_LE2C03A18EN_240711 VERTICAL : RBW:1000.000kHz VBW:3000.000kHz SWT:Auto</p> <table border="1"> <thead> <tr> <th></th> <th>Limit</th> <th>Read</th> <th>Ant</th> <th>Cable</th> <th>Preamp</th> <th>Aux</th> <th>APos</th> <th>TPos</th> <th></th> </tr> <tr> <th>Freq</th> <th>Level</th> <th>Line Margin</th> <th>Level</th> <th>Factor</th> <th>Loss</th> <th>Factor</th> <th>Factor</th> <th>Factor</th> <th>Remark</th> </tr> <tr> <th>MHz</th> <th>dBuV/m</th> <th>dBuV/m</th> <th>dB</th> <th>dBuV</th> <th>dB/m</th> <th>dB</th> <th>dB</th> <th>dB</th> <th>cm</th> </tr> </thead> <tbody> <tr> <td>1</td> <td>5795.00</td> <td>109.37</td> <td>-----</td> <td>-----</td> <td>96.97</td> <td>33.70</td> <td>13.79</td> <td>35.09</td> <td>0.00</td> <td>300</td> <td>269</td> <td>PEAK</td> </tr> </tbody> </table>		Limit	Read	Ant	Cable	Preamp	Aux	APos	TPos		Freq	Level	Line Margin	Level	Factor	Loss	Factor	Factor	Factor	Remark	MHz	dBuV/m	dBuV/m	dB	dBuV	dB/m	dB	dB	dB	cm	1	5795.00	109.37	-----	-----	96.97	33.70	13.79	35.09	0.00	300	269	PEAK
	Limit	Read	Ant	Cable	Preamp	Aux	APos	TPos																																																																																																																							
Freq	Level	Line Margin	Level	Factor	Loss	Factor	Factor	Factor	Remark																																																																																																																						
MHz	dBuV/m	dBuV/m	dB	dBuV	dB/m	dB	dB	dB	cm																																																																																																																						
1	5636.86	54.41	68.20	-13.79	42.65	33.12	13.59	34.95	0.00	300	269	PEAK																																																																																																																			
2	5659.12	53.17	68.29	-15.12	41.32	33.20	13.61	34.96	0.00	300	269	PEAK																																																																																																																			
3	5700.82	60.68	105.43	-44.75	48.51	33.50	13.67	35.00	0.00	300	269	PEAK																																																																																																																			
4	5721.49	66.40	114.19	-47.79	54.13	33.59	13.70	35.02	0.00	300	269	PEAK																																																																																																																			
	Limit	Read	Ant	Cable	Preamp	Aux	APos	TPos																																																																																																																							
Freq	Level	Line Margin	Level	Factor	Loss	Factor	Factor	Factor	Remark																																																																																																																						
MHz	dBuV/m	dBuV/m	dB	dBuV	dB/m	dB	dB	dB	cm																																																																																																																						
1	5795.00	109.37	-----	-----	96.97	33.70	13.79	35.09	0.00	300	269	PEAK																																																																																																																			
Avg.	Blank	<p>Site : 03CH21-HY Condition: AVG_54 3m DRH18-E_LE2C03A18EN_240711 VERTICAL : RBW:1000.000kHz VBW:0.010kHz SWT:Auto</p> <table border="1"> <thead> <tr> <th></th> <th>Limit</th> <th>Read</th> <th>Ant</th> <th>Cable</th> <th>Preamp</th> <th>Aux</th> <th>APos</th> <th>TPos</th> <th></th> </tr> <tr> <th>Freq</th> <th>Level</th> <th>Line Margin</th> <th>Level</th> <th>Factor</th> <th>Loss</th> <th>Factor</th> <th>Factor</th> <th>Factor</th> <th>Remark</th> </tr> <tr> <th>MHz</th> <th>dBuV/m</th> <th>dBuV/m</th> <th>dB</th> <th>dBuV</th> <th>dB/m</th> <th>dB</th> <th>dB</th> <th>dB</th> <th>cm</th> </tr> </thead> <tbody> <tr> <td>1</td> <td>5795.00</td> <td>101.02</td> <td>-----</td> <td>-----</td> <td>88.62</td> <td>33.70</td> <td>13.77</td> <td>35.07</td> <td>0.00</td> <td>300</td> <td>269</td> <td>AVERAGE</td> </tr> </tbody> </table>		Limit	Read	Ant	Cable	Preamp	Aux	APos	TPos		Freq	Level	Line Margin	Level	Factor	Loss	Factor	Factor	Factor	Remark	MHz	dBuV/m	dBuV/m	dB	dBuV	dB/m	dB	dB	dB	cm	1	5795.00	101.02	-----	-----	88.62	33.70	13.77	35.07	0.00	300	269	AVERAGE																																																																																		
	Limit	Read	Ant	Cable	Preamp	Aux	APos	TPos																																																																																																																							
Freq	Level	Line Margin	Level	Factor	Loss	Factor	Factor	Factor	Remark																																																																																																																						
MHz	dBuV/m	dBuV/m	dB	dBuV	dB/m	dB	dB	dB	cm																																																																																																																						
1	5795.00	101.02	-----	-----	88.62	33.70	13.77	35.07	0.00	300	269	AVERAGE																																																																																																																			



Mode	99																																																																																			
	Band Edge - R																																																																																			
	U-NII-3_5.725-5.85_802.11ax HE40_CH159_5795MHz																																																																																			
ANT	1																																																																																			
Pol.	Vertical	Fundamental																																																																																		
Peak	<p>Site : 03CH21-HY Condition: PEAK_BE(B4)_16-24 3m DRH18-E_LE2C03A18EN_240711 VERTICAL : RBW:1000.000kHz VBW:3000.000kHz SWT:Auto</p> <table border="1"> <thead> <tr> <th>Peak</th> <th>Limit</th> <th>Read</th> <th>Ant</th> <th>Cable</th> <th>Preamp</th> <th>Aux</th> <th>APos</th> <th>TPos</th> <th>Remark</th> </tr> <tr> <th>Freq</th> <th>Level</th> <th>Line</th> <th>Level</th> <th>Loss</th> <th>Factor</th> <th>Factor</th> <th>dB</th> <th>cm</th> <th>deg</th> </tr> <tr> <th></th> <th>MHz</th> <th>dBuV/m</th> <th>dBuV/m</th> <th>dB</th> <th>dBuV</th> <th>dB/m</th> <th>dB</th> <th>dB</th> <th></th> </tr> </thead> <tbody> <tr> <td>1</td> <td>5854.99</td> <td>61.28</td> <td>110.83</td> <td>-49.55</td> <td>48.86</td> <td>33.70</td> <td>13.86</td> <td>35.14</td> <td>0.00</td> <td>300</td> <td>269</td> <td>PEAK</td> </tr> <tr> <td>2</td> <td>5859.64</td> <td>63.72</td> <td>109.50</td> <td>-45.78</td> <td>51.30</td> <td>33.70</td> <td>13.86</td> <td>35.14</td> <td>0.00</td> <td>300</td> <td>269</td> <td>PEAK</td> </tr> <tr> <td>3</td> <td>5924.89</td> <td>51.05</td> <td>68.28</td> <td>-17.23</td> <td>38.66</td> <td>33.65</td> <td>13.94</td> <td>35.20</td> <td>0.00</td> <td>300</td> <td>269</td> <td>PEAK</td> </tr> <tr> <td>4</td> <td>5930.16</td> <td>52.49</td> <td>68.20</td> <td>-15.71</td> <td>40.10</td> <td>33.64</td> <td>13.95</td> <td>35.20</td> <td>0.00</td> <td>300</td> <td>269</td> <td>PEAK</td> </tr> </tbody> </table>	Peak	Limit	Read	Ant	Cable	Preamp	Aux	APos	TPos	Remark	Freq	Level	Line	Level	Loss	Factor	Factor	dB	cm	deg		MHz	dBuV/m	dBuV/m	dB	dBuV	dB/m	dB	dB		1	5854.99	61.28	110.83	-49.55	48.86	33.70	13.86	35.14	0.00	300	269	PEAK	2	5859.64	63.72	109.50	-45.78	51.30	33.70	13.86	35.14	0.00	300	269	PEAK	3	5924.89	51.05	68.28	-17.23	38.66	33.65	13.94	35.20	0.00	300	269	PEAK	4	5930.16	52.49	68.20	-15.71	40.10	33.64	13.95	35.20	0.00	300	269	PEAK	Blank
Peak	Limit	Read	Ant	Cable	Preamp	Aux	APos	TPos	Remark																																																																											
Freq	Level	Line	Level	Loss	Factor	Factor	dB	cm	deg																																																																											
	MHz	dBuV/m	dBuV/m	dB	dBuV	dB/m	dB	dB																																																																												
1	5854.99	61.28	110.83	-49.55	48.86	33.70	13.86	35.14	0.00	300	269	PEAK																																																																								
2	5859.64	63.72	109.50	-45.78	51.30	33.70	13.86	35.14	0.00	300	269	PEAK																																																																								
3	5924.89	51.05	68.28	-17.23	38.66	33.65	13.94	35.20	0.00	300	269	PEAK																																																																								
4	5930.16	52.49	68.20	-15.71	40.10	33.64	13.95	35.20	0.00	300	269	PEAK																																																																								



Mode	99																																																																																																																																							
	Harmonic																																																																																																																																							
	U-NII-3_5.725-5.85_802.11ax HE40_CH159_5795MHz																																																																																																																																							
ANT	1																																																																																																																																							
Pol.	Horizontal	Vertical																																																																																																																																						
Peak Avg.	<p>Site : 03CH21-HY Condition: PEAK(UNII) 3m DRH18-E_LE2C03A18EN_240711 HORIZONTAL</p> <table border="1"> <thead> <tr> <th>Limit</th> <th>Read</th> <th>Ant</th> <th>Cable</th> <th>Preamp</th> <th>Aux</th> <th>APos</th> <th>TPos</th> <th>Remark</th> </tr> <tr> <th>Freq</th> <th>Level</th> <th>Line Margin</th> <th>Level</th> <th>Factor</th> <th>Loss Factor</th> <th>Factor</th> <th></th> <th></th> </tr> <tr> <th>MHz</th> <th>dBuV/m</th> <th>dBuV/m</th> <th>dB</th> <th>dBuV</th> <th>dB/m</th> <th>dB</th> <th>dB</th> <th>cm</th> <th>deg</th> </tr> </thead> <tbody> <tr> <td>1</td> <td>11590.00</td> <td>50.87</td> <td>74.00</td> <td>-23.13</td> <td>33.10</td> <td>38.50</td> <td>19.59</td> <td>40.75</td> <td>0.43</td> <td>--</td> <td>--</td> <td>PEAK</td> </tr> <tr> <td>2</td> <td>11590.00</td> <td>39.96</td> <td>54.00</td> <td>-14.04</td> <td>22.19</td> <td>38.50</td> <td>19.59</td> <td>40.75</td> <td>0.43</td> <td>--</td> <td>--</td> <td>AVERAGE</td> </tr> <tr> <td>3</td> <td>17385.00</td> <td>52.88</td> <td>68.20</td> <td>-15.32</td> <td>35.83</td> <td>39.97</td> <td>24.13</td> <td>47.51</td> <td>0.46</td> <td>--</td> <td>--</td> <td>PEAK</td> </tr> </tbody> </table>	Limit	Read	Ant	Cable	Preamp	Aux	APos	TPos	Remark	Freq	Level	Line Margin	Level	Factor	Loss Factor	Factor			MHz	dBuV/m	dBuV/m	dB	dBuV	dB/m	dB	dB	cm	deg	1	11590.00	50.87	74.00	-23.13	33.10	38.50	19.59	40.75	0.43	--	--	PEAK	2	11590.00	39.96	54.00	-14.04	22.19	38.50	19.59	40.75	0.43	--	--	AVERAGE	3	17385.00	52.88	68.20	-15.32	35.83	39.97	24.13	47.51	0.46	--	--	PEAK	<p>Site : 03CH21-HY Condition: PEAK(UNII) 3m DRH18-E_LE2C03A18EN_240711 VERTICAL</p> <table border="1"> <thead> <tr> <th>Limit</th> <th>Read</th> <th>Ant</th> <th>Cable</th> <th>Preamp</th> <th>Aux</th> <th>APos</th> <th>TPos</th> <th>Remark</th> </tr> <tr> <th>Freq</th> <th>Level</th> <th>Line Margin</th> <th>Level</th> <th>Factor</th> <th>Loss Factor</th> <th>Factor</th> <th></th> <th></th> </tr> <tr> <th>MHz</th> <th>dBuV/m</th> <th>dBuV/m</th> <th>dB</th> <th>dBuV</th> <th>dB/m</th> <th>dB</th> <th>dB</th> <th>cm</th> <th>deg</th> </tr> </thead> <tbody> <tr> <td>1</td> <td>11590.00</td> <td>50.39</td> <td>74.00</td> <td>-23.61</td> <td>32.62</td> <td>38.50</td> <td>19.59</td> <td>40.75</td> <td>0.43</td> <td>--</td> <td>--</td> <td>PEAK</td> </tr> <tr> <td>2</td> <td>11590.00</td> <td>40.71</td> <td>54.00</td> <td>-13.29</td> <td>22.94</td> <td>38.50</td> <td>19.59</td> <td>40.75</td> <td>0.43</td> <td>--</td> <td>--</td> <td>AVERAGE</td> </tr> <tr> <td>3</td> <td>17385.00</td> <td>52.35</td> <td>68.20</td> <td>-15.85</td> <td>35.30</td> <td>39.97</td> <td>24.13</td> <td>47.51</td> <td>0.46</td> <td>--</td> <td>--</td> <td>PEAK</td> </tr> </tbody> </table>	Limit	Read	Ant	Cable	Preamp	Aux	APos	TPos	Remark	Freq	Level	Line Margin	Level	Factor	Loss Factor	Factor			MHz	dBuV/m	dBuV/m	dB	dBuV	dB/m	dB	dB	cm	deg	1	11590.00	50.39	74.00	-23.61	32.62	38.50	19.59	40.75	0.43	--	--	PEAK	2	11590.00	40.71	54.00	-13.29	22.94	38.50	19.59	40.75	0.43	--	--	AVERAGE	3	17385.00	52.35	68.20	-15.85	35.30	39.97	24.13	47.51	0.46	--	--	PEAK
	Limit	Read	Ant	Cable	Preamp	Aux	APos	TPos	Remark																																																																																																																															
Freq	Level	Line Margin	Level	Factor	Loss Factor	Factor																																																																																																																																		
MHz	dBuV/m	dBuV/m	dB	dBuV	dB/m	dB	dB	cm	deg																																																																																																																															
1	11590.00	50.87	74.00	-23.13	33.10	38.50	19.59	40.75	0.43	--	--	PEAK																																																																																																																												
2	11590.00	39.96	54.00	-14.04	22.19	38.50	19.59	40.75	0.43	--	--	AVERAGE																																																																																																																												
3	17385.00	52.88	68.20	-15.32	35.83	39.97	24.13	47.51	0.46	--	--	PEAK																																																																																																																												
Limit	Read	Ant	Cable	Preamp	Aux	APos	TPos	Remark																																																																																																																																
Freq	Level	Line Margin	Level	Factor	Loss Factor	Factor																																																																																																																																		
MHz	dBuV/m	dBuV/m	dB	dBuV	dB/m	dB	dB	cm	deg																																																																																																																															
1	11590.00	50.39	74.00	-23.61	32.62	38.50	19.59	40.75	0.43	--	--	PEAK																																																																																																																												
2	11590.00	40.71	54.00	-13.29	22.94	38.50	19.59	40.75	0.43	--	--	AVERAGE																																																																																																																												
3	17385.00	52.35	68.20	-15.85	35.30	39.97	24.13	47.51	0.46	--	--	PEAK																																																																																																																												



Mode	99	
	Harmonic	
	U-NII-3_5.725-5.85_802.11ax HE40_CH159_5795MHz	
ANT	1	
Pol.	Horizontal	Vertical
10.6G ~18G Avg.	<p>Site : 03CH21-HY Condition: AVG_54 3m DRH18-E_LE2C03A18EN_240711 HORIZONTAL</p>	<p>Site : 03CH21-HY Condition: AVG_54 3m DRH18-E_LE2C03A18EN_240711 VERTICAL</p>



Mode	100																																																																																																										
	Band Edge - L																																																																																																										
	U-NII-3_5.725-5.85_802.11ax HE80_CH155_5775MHz																																																																																																										
ANT	1																																																																																																										
Pol.	Horizontal	Fundamental																																																																																																									
Peak	<p>Site : 03CH21-HY Condition: PEAK_BE(B4)_16-24 3m DRH18-E_LE2C03A18EN_240711 HORIZONTAL : RBW:1000.000kHz VBW:3000.000kHz SWT:Auto</p> <table border="1"> <thead> <tr> <th></th> <th>Limit</th> <th>Read</th> <th>Ant</th> <th>Cable</th> <th>Preamp</th> <th>Aux</th> <th>APos</th> <th>TPos</th> <th>Remark</th> </tr> <tr> <th>Freq</th> <th>Level</th> <th>Line Margin</th> <th>Level</th> <th>Factor</th> <th>Loss</th> <th>Factor</th> <th>Factor</th> <th>cm</th> <th>deg</th> </tr> </thead> <tbody> <tr> <td>1</td> <td>5647.25</td> <td>59.14</td> <td>68.20</td> <td>-9.06</td> <td>47.31</td> <td>33.18</td> <td>13.61</td> <td>34.96</td> <td>0.00</td> <td>100</td> <td>75</td> <td>PEAK</td> </tr> <tr> <td>2</td> <td>5651.80</td> <td>59.13</td> <td>69.54</td> <td>-10.41</td> <td>47.27</td> <td>33.21</td> <td>13.61</td> <td>34.96</td> <td>0.00</td> <td>100</td> <td>75</td> <td>PEAK</td> </tr> <tr> <td>3</td> <td>5701.68</td> <td>62.91</td> <td>105.67</td> <td>-42.76</td> <td>50.73</td> <td>33.51</td> <td>13.67</td> <td>35.00</td> <td>0.00</td> <td>100</td> <td>75</td> <td>PEAK</td> </tr> <tr> <td>4</td> <td>5720.23</td> <td>63.34</td> <td>111.31</td> <td>-47.97</td> <td>51.09</td> <td>33.58</td> <td>13.69</td> <td>35.02</td> <td>0.00</td> <td>100</td> <td>75</td> <td>PEAK</td> </tr> </tbody> </table>		Limit	Read	Ant	Cable	Preamp	Aux	APos	TPos	Remark	Freq	Level	Line Margin	Level	Factor	Loss	Factor	Factor	cm	deg	1	5647.25	59.14	68.20	-9.06	47.31	33.18	13.61	34.96	0.00	100	75	PEAK	2	5651.80	59.13	69.54	-10.41	47.27	33.21	13.61	34.96	0.00	100	75	PEAK	3	5701.68	62.91	105.67	-42.76	50.73	33.51	13.67	35.00	0.00	100	75	PEAK	4	5720.23	63.34	111.31	-47.97	51.09	33.58	13.69	35.02	0.00	100	75	PEAK	<p>Site : 03CH21-HY Condition: PEAK(UNII) 3m DRH18-E_LE2C03A18EN_240711 HORIZONTAL : RBW:1000.000kHz VBW:3000.000kHz SWT:Auto</p> <table border="1"> <thead> <tr> <th></th> <th>Limit</th> <th>Read</th> <th>Ant</th> <th>Cable</th> <th>Preamp</th> <th>Aux</th> <th>APos</th> <th>TPos</th> <th>Remark</th> </tr> <tr> <th>Freq</th> <th>Level</th> <th>Line Margin</th> <th>Level</th> <th>Factor</th> <th>Loss</th> <th>Factor</th> <th>Factor</th> <th>cm</th> <th>deg</th> </tr> </thead> <tbody> <tr> <td>1</td> <td>5775.00</td> <td>104.49</td> <td>-----</td> <td>-----</td> <td>92.09</td> <td>33.70</td> <td>13.78</td> <td>35.08</td> <td>0.00</td> <td>100</td> <td>75</td> <td>PEAK</td> </tr> </tbody> </table>		Limit	Read	Ant	Cable	Preamp	Aux	APos	TPos	Remark	Freq	Level	Line Margin	Level	Factor	Loss	Factor	Factor	cm	deg	1	5775.00	104.49	-----	-----	92.09	33.70	13.78	35.08	0.00	100	75	PEAK
	Limit	Read	Ant	Cable	Preamp	Aux	APos	TPos	Remark																																																																																																		
Freq	Level	Line Margin	Level	Factor	Loss	Factor	Factor	cm	deg																																																																																																		
1	5647.25	59.14	68.20	-9.06	47.31	33.18	13.61	34.96	0.00	100	75	PEAK																																																																																															
2	5651.80	59.13	69.54	-10.41	47.27	33.21	13.61	34.96	0.00	100	75	PEAK																																																																																															
3	5701.68	62.91	105.67	-42.76	50.73	33.51	13.67	35.00	0.00	100	75	PEAK																																																																																															
4	5720.23	63.34	111.31	-47.97	51.09	33.58	13.69	35.02	0.00	100	75	PEAK																																																																																															
	Limit	Read	Ant	Cable	Preamp	Aux	APos	TPos	Remark																																																																																																		
Freq	Level	Line Margin	Level	Factor	Loss	Factor	Factor	cm	deg																																																																																																		
1	5775.00	104.49	-----	-----	92.09	33.70	13.78	35.08	0.00	100	75	PEAK																																																																																															
Avg.	Blank	<p>Site : 03CH21-HY Condition: AVG_54 3m DRH18-E_LE2C03A18EN_240711 HORIZONTAL : RBW:1000.000kHz VBW:0.010kHz SWT:Auto</p> <table border="1"> <thead> <tr> <th></th> <th>Limit</th> <th>Read</th> <th>Ant</th> <th>Cable</th> <th>Preamp</th> <th>Aux</th> <th>APos</th> <th>TPos</th> <th>Remark</th> </tr> <tr> <th>Freq</th> <th>Level</th> <th>Line Margin</th> <th>Level</th> <th>Factor</th> <th>Loss</th> <th>Factor</th> <th>Factor</th> <th>cm</th> <th>deg</th> </tr> </thead> <tbody> <tr> <td>1</td> <td>5775.00</td> <td>95.90</td> <td>-----</td> <td>-----</td> <td>83.59</td> <td>33.70</td> <td>13.76</td> <td>35.07</td> <td>0.00</td> <td>100</td> <td>75</td> <td>AVERAGE</td> </tr> </tbody> </table>		Limit	Read	Ant	Cable	Preamp	Aux	APos	TPos	Remark	Freq	Level	Line Margin	Level	Factor	Loss	Factor	Factor	cm	deg	1	5775.00	95.90	-----	-----	83.59	33.70	13.76	35.07	0.00	100	75	AVERAGE																																																																								
	Limit	Read	Ant	Cable	Preamp	Aux	APos	TPos	Remark																																																																																																		
Freq	Level	Line Margin	Level	Factor	Loss	Factor	Factor	cm	deg																																																																																																		
1	5775.00	95.90	-----	-----	83.59	33.70	13.76	35.07	0.00	100	75	AVERAGE																																																																																															



Mode	100																																																																						
	Band Edge - R																																																																						
	U-NII-3_5.725-5.85_802.11ax HE80_CH155_5775MHz																																																																						
ANT	1																																																																						
Pol.	Horizontal	Fundamental																																																																					
Peak	<p>Site : 03CH21-HY Condition: PEAK_BE(B4)_16-24 3m DRH18-E_LE2C03A18EN_240711 HORIZONTAL : RBW:1000.000kHz VBW:3000.000kHz SWT:Auto</p> <table border="1"> <thead> <tr> <th rowspan="2">Peak</th> <th rowspan="2">Freq</th> <th rowspan="2">Level</th> <th colspan="2">Limit</th> <th rowspan="2">Read Level</th> <th rowspan="2">Ant Factor</th> <th rowspan="2">Cable Loss</th> <th rowspan="2">Preamp Factor</th> <th rowspan="2">Aux Factor</th> <th rowspan="2">APos</th> <th rowspan="2">TPos</th> <th rowspan="2">Remark</th> </tr> <tr> <th>dBuV/m</th> <th>dB</th> <th>dBuV</th> <th>dB/m</th> </tr> </thead> <tbody> <tr> <td>1</td> <td>5854.80</td> <td>56.06</td> <td>111.26</td> <td>-55.20</td> <td>43.64</td> <td>33.70</td> <td>13.86</td> <td>35.14</td> <td>0.00</td> <td>100</td> <td>75</td> <td>PEAK</td> </tr> <tr> <td>2</td> <td>5874.58</td> <td>56.95</td> <td>105.32</td> <td>-48.37</td> <td>44.52</td> <td>33.70</td> <td>13.88</td> <td>35.15</td> <td>0.00</td> <td>100</td> <td>75</td> <td>PEAK</td> </tr> <tr> <td>3</td> <td>5923.75</td> <td>53.56</td> <td>69.12</td> <td>-15.56</td> <td>41.16</td> <td>33.65</td> <td>13.94</td> <td>35.19</td> <td>0.00</td> <td>100</td> <td>75</td> <td>PEAK</td> </tr> <tr> <td>4</td> <td>5927.60</td> <td>52.54</td> <td>68.20</td> <td>-15.66</td> <td>40.16</td> <td>33.64</td> <td>13.94</td> <td>35.20</td> <td>0.00</td> <td>100</td> <td>75</td> <td>PEAK</td> </tr> </tbody> </table>	Peak	Freq	Level	Limit		Read Level	Ant Factor	Cable Loss	Preamp Factor	Aux Factor	APos	TPos	Remark	dBuV/m	dB	dBuV	dB/m	1	5854.80	56.06	111.26	-55.20	43.64	33.70	13.86	35.14	0.00	100	75	PEAK	2	5874.58	56.95	105.32	-48.37	44.52	33.70	13.88	35.15	0.00	100	75	PEAK	3	5923.75	53.56	69.12	-15.56	41.16	33.65	13.94	35.19	0.00	100	75	PEAK	4	5927.60	52.54	68.20	-15.66	40.16	33.64	13.94	35.20	0.00	100	75	PEAK	Blank
Peak	Freq				Level	Limit									Read Level	Ant Factor	Cable Loss	Preamp Factor	Aux Factor	APos	TPos	Remark																																																	
		dBuV/m	dB	dBuV		dB/m																																																																	
1	5854.80	56.06	111.26	-55.20	43.64	33.70	13.86	35.14	0.00	100	75	PEAK																																																											
2	5874.58	56.95	105.32	-48.37	44.52	33.70	13.88	35.15	0.00	100	75	PEAK																																																											
3	5923.75	53.56	69.12	-15.56	41.16	33.65	13.94	35.19	0.00	100	75	PEAK																																																											
4	5927.60	52.54	68.20	-15.66	40.16	33.64	13.94	35.20	0.00	100	75	PEAK																																																											



Mode	100																																																																																																										
	Band Edge - L																																																																																																										
	U-NII-3_5.725-5.85_802.11ax HE80_CH155_5775MHz																																																																																																										
ANT	1																																																																																																										
Pol.	Vertical	Fundamental																																																																																																									
Peak	<p>Level (dBuV/m)</p> <p>Frequency (MHz)</p> <p>PEAK_BE(B4)_16-24</p> <p>Site : 03CH21-HY Condition: PEAK_BE(B4)_16-24 3m DRH18-E_LE2C03A18EN_240711 VERTICAL : RBW:1000.000kHz VBW:3000.000kHz SWT:Auto</p> <table border="1"> <thead> <tr> <th></th> <th>Limit</th> <th>Read</th> <th>Ant</th> <th>Cable</th> <th>Preamp</th> <th>Aux</th> <th>Apos</th> <th>Tpos</th> <th>Remark</th> </tr> <tr> <th>Freq</th> <th>Level</th> <th>Line Margin</th> <th>Level</th> <th>Factor</th> <th>Loss</th> <th>Factor</th> <th>Factor</th> <th>cm</th> <th>deg</th> </tr> </thead> <tbody> <tr> <td>1</td> <td>5642.53</td> <td>59.26</td> <td>68.20</td> <td>-8.94</td> <td>47.45</td> <td>33.16</td> <td>13.60</td> <td>34.95</td> <td>0.00</td> <td>320</td> <td>257</td> <td>PEAK</td> </tr> <tr> <td>2</td> <td>5653.73</td> <td>59.16</td> <td>70.97</td> <td>-11.81</td> <td>47.29</td> <td>33.22</td> <td>13.61</td> <td>34.96</td> <td>0.00</td> <td>320</td> <td>257</td> <td>PEAK</td> </tr> <tr> <td>3</td> <td>5705.53</td> <td>63.40</td> <td>106.75</td> <td>-43.35</td> <td>51.21</td> <td>33.52</td> <td>13.68</td> <td>35.01</td> <td>0.00</td> <td>320</td> <td>257</td> <td>PEAK</td> </tr> <tr> <td>4</td> <td>5720.23</td> <td>60.94</td> <td>111.31</td> <td>-50.37</td> <td>48.69</td> <td>33.58</td> <td>13.69</td> <td>35.02</td> <td>0.00</td> <td>320</td> <td>257</td> <td>PEAK</td> </tr> </tbody> </table>		Limit	Read	Ant	Cable	Preamp	Aux	Apos	Tpos	Remark	Freq	Level	Line Margin	Level	Factor	Loss	Factor	Factor	cm	deg	1	5642.53	59.26	68.20	-8.94	47.45	33.16	13.60	34.95	0.00	320	257	PEAK	2	5653.73	59.16	70.97	-11.81	47.29	33.22	13.61	34.96	0.00	320	257	PEAK	3	5705.53	63.40	106.75	-43.35	51.21	33.52	13.68	35.01	0.00	320	257	PEAK	4	5720.23	60.94	111.31	-50.37	48.69	33.58	13.69	35.02	0.00	320	257	PEAK	<p>Level (dBuV/m)</p> <p>Frequency (MHz)</p> <p>PEAK(U)11</p> <p>Site : 03CH21-HY Condition: PEAK(U)11 3m DRH18-E_LE2C03A18EN_240711 VERTICAL : RBW:1000.000kHz VBW:3000.000kHz SWT:Auto</p> <table border="1"> <thead> <tr> <th></th> <th>Limit</th> <th>Read</th> <th>Ant</th> <th>Cable</th> <th>Preamp</th> <th>Aux</th> <th>Apos</th> <th>Tpos</th> <th>Remark</th> </tr> <tr> <th>Freq</th> <th>Level</th> <th>Line Margin</th> <th>Level</th> <th>Factor</th> <th>Loss</th> <th>Factor</th> <th>Factor</th> <th>cm</th> <th>deg</th> </tr> </thead> <tbody> <tr> <td>1</td> <td>5775.00</td> <td>104.53</td> <td>-----</td> <td>-----</td> <td>92.14</td> <td>33.70</td> <td>13.75</td> <td>35.06</td> <td>0.00</td> <td>320</td> <td>257</td> <td>PEAK</td> </tr> </tbody> </table>		Limit	Read	Ant	Cable	Preamp	Aux	Apos	Tpos	Remark	Freq	Level	Line Margin	Level	Factor	Loss	Factor	Factor	cm	deg	1	5775.00	104.53	-----	-----	92.14	33.70	13.75	35.06	0.00	320	257	PEAK
		Limit	Read	Ant	Cable	Preamp	Aux	Apos	Tpos	Remark																																																																																																	
Freq	Level	Line Margin	Level	Factor	Loss	Factor	Factor	cm	deg																																																																																																		
1	5642.53	59.26	68.20	-8.94	47.45	33.16	13.60	34.95	0.00	320	257	PEAK																																																																																															
2	5653.73	59.16	70.97	-11.81	47.29	33.22	13.61	34.96	0.00	320	257	PEAK																																																																																															
3	5705.53	63.40	106.75	-43.35	51.21	33.52	13.68	35.01	0.00	320	257	PEAK																																																																																															
4	5720.23	60.94	111.31	-50.37	48.69	33.58	13.69	35.02	0.00	320	257	PEAK																																																																																															
	Limit	Read	Ant	Cable	Preamp	Aux	Apos	Tpos	Remark																																																																																																		
Freq	Level	Line Margin	Level	Factor	Loss	Factor	Factor	cm	deg																																																																																																		
1	5775.00	104.53	-----	-----	92.14	33.70	13.75	35.06	0.00	320	257	PEAK																																																																																															
Avg.	Blank	<p>Level (dBuV/m)</p> <p>Frequency (MHz)</p> <p>AVG_54</p> <p>Site : 03CH21-HY Condition: AVG_54 3m DRH18-E_LE2C03A18EN_240711 VERTICAL : RBW:1000.000kHz VBW:0.010kHz SWT:Auto</p> <table border="1"> <thead> <tr> <th></th> <th>Limit</th> <th>Read</th> <th>Ant</th> <th>Cable</th> <th>Preamp</th> <th>Aux</th> <th>Apos</th> <th>Tpos</th> <th>Remark</th> </tr> <tr> <th>Freq</th> <th>Level</th> <th>Line Margin</th> <th>Level</th> <th>Factor</th> <th>Loss</th> <th>Factor</th> <th>Factor</th> <th>cm</th> <th>deg</th> </tr> </thead> <tbody> <tr> <td>1</td> <td>5775.00</td> <td>96.17</td> <td>-----</td> <td>-----</td> <td>83.78</td> <td>33.70</td> <td>13.75</td> <td>35.06</td> <td>0.00</td> <td>320</td> <td>257</td> <td>AVERAGE</td> </tr> </tbody> </table>		Limit	Read	Ant	Cable	Preamp	Aux	Apos	Tpos	Remark	Freq	Level	Line Margin	Level	Factor	Loss	Factor	Factor	cm	deg	1	5775.00	96.17	-----	-----	83.78	33.70	13.75	35.06	0.00	320	257	AVERAGE																																																																								
	Limit	Read	Ant	Cable	Preamp	Aux	Apos	Tpos	Remark																																																																																																		
Freq	Level	Line Margin	Level	Factor	Loss	Factor	Factor	cm	deg																																																																																																		
1	5775.00	96.17	-----	-----	83.78	33.70	13.75	35.06	0.00	320	257	AVERAGE																																																																																															



Mode	100																																																																															
	Band Edge - R																																																																															
	U-NII-3_5.725-5.85_802.11ax HE80_CH155_5775MHz																																																																															
ANT	1																																																																															
Pol.	Vertical	Fundamental																																																																														
Peak	<p>Site : 03CH21-HY Condition: PEAK_BE(B4)_16-24 3m DRH18-E_LE2C03A18EN_240711 VERTICAL : RBW:1000.000kHz VBW:3000.000kHz SWT:Auto</p> <table border="1"> <thead> <tr> <th>Peak</th> <th>Freq</th> <th>Level</th> <th>Limit</th> <th>Line Margin</th> <th>Read Level</th> <th>Ant Factor</th> <th>Cable Loss</th> <th>Preamp Factor</th> <th>Aux Factor</th> <th>APos</th> <th>TPos</th> <th>Remark</th> </tr> <tr> <th></th> <th>MHz</th> <th>dBuV/m</th> <th>dBuV/m</th> <th>dB</th> <th>dBuV</th> <th>dB/m</th> <th>dB</th> <th>dB</th> <th>dB</th> <th>cm</th> <th>deg</th> <th></th> </tr> </thead> <tbody> <tr> <td>1</td> <td>5854.28</td> <td>57.06</td> <td>112.45</td> <td>-55.39</td> <td>44.63</td> <td>33.70</td> <td>13.86</td> <td>35.13</td> <td>0.00</td> <td>320</td> <td>257</td> <td>PEAK</td> </tr> <tr> <td>2</td> <td>5868.28</td> <td>58.79</td> <td>107.08</td> <td>-48.29</td> <td>46.37</td> <td>33.70</td> <td>13.87</td> <td>35.15</td> <td>0.00</td> <td>320</td> <td>257</td> <td>PEAK</td> </tr> <tr> <td>3</td> <td>5924.98</td> <td>51.53</td> <td>68.22</td> <td>-16.69</td> <td>39.14</td> <td>33.65</td> <td>13.94</td> <td>35.20</td> <td>0.00</td> <td>320</td> <td>257</td> <td>PEAK</td> </tr> <tr> <td>4</td> <td>5928.13</td> <td>53.33</td> <td>68.20</td> <td>-14.87</td> <td>40.95</td> <td>33.64</td> <td>13.94</td> <td>35.20</td> <td>0.00</td> <td>320</td> <td>257</td> <td>PEAK</td> </tr> </tbody> </table>	Peak	Freq	Level	Limit	Line Margin	Read Level	Ant Factor	Cable Loss	Preamp Factor	Aux Factor	APos	TPos	Remark		MHz	dBuV/m	dBuV/m	dB	dBuV	dB/m	dB	dB	dB	cm	deg		1	5854.28	57.06	112.45	-55.39	44.63	33.70	13.86	35.13	0.00	320	257	PEAK	2	5868.28	58.79	107.08	-48.29	46.37	33.70	13.87	35.15	0.00	320	257	PEAK	3	5924.98	51.53	68.22	-16.69	39.14	33.65	13.94	35.20	0.00	320	257	PEAK	4	5928.13	53.33	68.20	-14.87	40.95	33.64	13.94	35.20	0.00	320	257	PEAK	Blank
Peak	Freq	Level	Limit	Line Margin	Read Level	Ant Factor	Cable Loss	Preamp Factor	Aux Factor	APos	TPos	Remark																																																																				
	MHz	dBuV/m	dBuV/m	dB	dBuV	dB/m	dB	dB	dB	cm	deg																																																																					
1	5854.28	57.06	112.45	-55.39	44.63	33.70	13.86	35.13	0.00	320	257	PEAK																																																																				
2	5868.28	58.79	107.08	-48.29	46.37	33.70	13.87	35.15	0.00	320	257	PEAK																																																																				
3	5924.98	51.53	68.22	-16.69	39.14	33.65	13.94	35.20	0.00	320	257	PEAK																																																																				
4	5928.13	53.33	68.20	-14.87	40.95	33.64	13.94	35.20	0.00	320	257	PEAK																																																																				



Mode	100																																																																																																																																					
	Harmonic																																																																																																																																					
	U-NII-3_5.725-5.85_802.11ax HE80_CH155_5775MHz																																																																																																																																					
ANT	1																																																																																																																																					
Pol.	Horizontal	Vertical																																																																																																																																				
Peak Avg.	<p>Site : 03CH21-HY Condition: PEAK(UNII) 3m DRH18-E_LE2C03A18EN_240711 HORIZONTAL</p> <table border="1"> <thead> <tr> <th>Limit</th> <th>Read</th> <th>Ant</th> <th>Cable</th> <th>Preamp</th> <th>Aux</th> <th>APos</th> <th>TPos</th> <th>Remark</th> </tr> <tr> <th>Freq</th> <th>Level</th> <th>Line Margin</th> <th>Level</th> <th>Factor</th> <th>Loss Factor</th> <th>Factor</th> <th></th> <th></th> </tr> <tr> <th>MHz</th> <th>dBuV/m</th> <th>dBuV/m</th> <th>dB</th> <th>dBuV</th> <th>dB/m</th> <th>dB</th> <th>dB</th> <th>dB</th> </tr> </thead> <tbody> <tr> <td>1</td> <td>11550.00</td> <td>50.95</td> <td>74.00</td> <td>-23.05</td> <td>33.16</td> <td>38.50</td> <td>19.55</td> <td>40.69</td> <td>0.43</td> <td>--</td> <td>--</td> <td>PEAK</td> </tr> <tr> <td>2</td> <td>11550.00</td> <td>40.04</td> <td>54.00</td> <td>-13.96</td> <td>22.25</td> <td>38.50</td> <td>19.55</td> <td>40.69</td> <td>0.43</td> <td>--</td> <td>--</td> <td>AVERAGE</td> </tr> <tr> <td>3</td> <td>17325.00</td> <td>52.72</td> <td>68.20</td> <td>-15.48</td> <td>35.65</td> <td>39.90</td> <td>24.08</td> <td>47.37</td> <td>0.46</td> <td>--</td> <td>--</td> <td>PEAK</td> </tr> </tbody> </table>	Limit	Read	Ant	Cable	Preamp	Aux	APos	TPos	Remark	Freq	Level	Line Margin	Level	Factor	Loss Factor	Factor			MHz	dBuV/m	dBuV/m	dB	dBuV	dB/m	dB	dB	dB	1	11550.00	50.95	74.00	-23.05	33.16	38.50	19.55	40.69	0.43	--	--	PEAK	2	11550.00	40.04	54.00	-13.96	22.25	38.50	19.55	40.69	0.43	--	--	AVERAGE	3	17325.00	52.72	68.20	-15.48	35.65	39.90	24.08	47.37	0.46	--	--	PEAK	<p>Site : 03CH21-HY Condition: PEAK(UNII) 3m DRH18-E_LE2C03A18EN_240711 VERTICAL</p> <table border="1"> <thead> <tr> <th>Limit</th> <th>Read</th> <th>Ant</th> <th>Cable</th> <th>Preamp</th> <th>Aux</th> <th>APos</th> <th>TPos</th> <th>Remark</th> </tr> <tr> <th>Freq</th> <th>Level</th> <th>Line Margin</th> <th>Level</th> <th>Factor</th> <th>Loss Factor</th> <th>Factor</th> <th></th> <th></th> </tr> <tr> <th>MHz</th> <th>dBuV/m</th> <th>dBuV/m</th> <th>dB</th> <th>dBuV</th> <th>dB/m</th> <th>dB</th> <th>dB</th> <th>dB</th> </tr> </thead> <tbody> <tr> <td>1</td> <td>11550.00</td> <td>51.13</td> <td>74.00</td> <td>-22.87</td> <td>33.34</td> <td>38.50</td> <td>19.55</td> <td>40.69</td> <td>0.43</td> <td>--</td> <td>--</td> <td>PEAK</td> </tr> <tr> <td>2</td> <td>11550.00</td> <td>40.52</td> <td>54.00</td> <td>-13.48</td> <td>22.73</td> <td>38.50</td> <td>19.55</td> <td>40.69</td> <td>0.43</td> <td>--</td> <td>--</td> <td>AVERAGE</td> </tr> <tr> <td>3</td> <td>17325.00</td> <td>52.44</td> <td>68.20</td> <td>-15.76</td> <td>35.37</td> <td>39.90</td> <td>24.08</td> <td>47.37</td> <td>0.46</td> <td>--</td> <td>--</td> <td>PEAK</td> </tr> </tbody> </table>	Limit	Read	Ant	Cable	Preamp	Aux	APos	TPos	Remark	Freq	Level	Line Margin	Level	Factor	Loss Factor	Factor			MHz	dBuV/m	dBuV/m	dB	dBuV	dB/m	dB	dB	dB	1	11550.00	51.13	74.00	-22.87	33.34	38.50	19.55	40.69	0.43	--	--	PEAK	2	11550.00	40.52	54.00	-13.48	22.73	38.50	19.55	40.69	0.43	--	--	AVERAGE	3	17325.00	52.44	68.20	-15.76	35.37	39.90	24.08	47.37	0.46	--	--	PEAK
	Limit	Read	Ant	Cable	Preamp	Aux	APos	TPos	Remark																																																																																																																													
Freq	Level	Line Margin	Level	Factor	Loss Factor	Factor																																																																																																																																
MHz	dBuV/m	dBuV/m	dB	dBuV	dB/m	dB	dB	dB																																																																																																																														
1	11550.00	50.95	74.00	-23.05	33.16	38.50	19.55	40.69	0.43	--	--	PEAK																																																																																																																										
2	11550.00	40.04	54.00	-13.96	22.25	38.50	19.55	40.69	0.43	--	--	AVERAGE																																																																																																																										
3	17325.00	52.72	68.20	-15.48	35.65	39.90	24.08	47.37	0.46	--	--	PEAK																																																																																																																										
Limit	Read	Ant	Cable	Preamp	Aux	APos	TPos	Remark																																																																																																																														
Freq	Level	Line Margin	Level	Factor	Loss Factor	Factor																																																																																																																																
MHz	dBuV/m	dBuV/m	dB	dBuV	dB/m	dB	dB	dB																																																																																																																														
1	11550.00	51.13	74.00	-22.87	33.34	38.50	19.55	40.69	0.43	--	--	PEAK																																																																																																																										
2	11550.00	40.52	54.00	-13.48	22.73	38.50	19.55	40.69	0.43	--	--	AVERAGE																																																																																																																										
3	17325.00	52.44	68.20	-15.76	35.37	39.90	24.08	47.37	0.46	--	--	PEAK																																																																																																																										



Mode	100	
	Harmonic	
	U-NII-3_5.725-5.85_802.11ax HE80_CH155_5775MHz	
ANT	1	
Pol.	Horizontal	Vertical
10.6G ~18G Avg.	<p>Site : 03CH21-HY Condition: AVG_54 3m DRH18-E_LE2C03A18EN_240711 HORIZONTAL</p>	<p>Site : 03CH21-HY Condition: AVG_54 3m DRH18-E_LE2C03A18EN_240711 VERTICAL</p>



		107																																																																																																										
Mode	Band Edge																																																																																																											
	U-NII-3_5.47-5.725_802.11ax HE20_CH149_26/0_5745MHz																																																																																																											
ANT	1																																																																																																											
Pol.	Horizontal	Fundamental																																																																																																										
Peak	<p>Site : 03CH21-HY Condition: PEAK_BE(B4)_16-24 3m DRH18-E_LE2C03A18EN_240711 HORIZONTAL : RBW:1000.000kHz VBW:3000.000kHz SWT:Auto</p> <table border="1"> <thead> <tr> <th></th> <th>Limit</th> <th>Read</th> <th>Ant</th> <th>Cable</th> <th>Preamp</th> <th>Aux</th> <th>APos</th> <th>TPos</th> <th>Remark</th> </tr> <tr> <th>Freq</th> <th>Level</th> <th>Line Margin</th> <th>Level</th> <th>Factor</th> <th>Loss Factor</th> <th>Factor</th> <th>dB</th> <th>cm</th> <th>deg</th> </tr> </thead> <tbody> <tr> <td>1</td> <td>5647.85</td> <td>49.78</td> <td>68.20</td> <td>-18.42</td> <td>37.94</td> <td>33.19</td> <td>13.61</td> <td>34.96</td> <td>0.00</td> <td>100</td> <td>80</td> <td>PEAK</td> </tr> <tr> <td>2</td> <td>5650.03</td> <td>47.22</td> <td>68.22</td> <td>-21.00</td> <td>35.37</td> <td>33.20</td> <td>13.61</td> <td>34.96</td> <td>0.00</td> <td>100</td> <td>80</td> <td>PEAK</td> </tr> <tr> <td>3</td> <td>5702.95</td> <td>49.20</td> <td>106.03</td> <td>-56.83</td> <td>37.02</td> <td>33.51</td> <td>13.67</td> <td>35.00</td> <td>0.00</td> <td>100</td> <td>80</td> <td>PEAK</td> </tr> <tr> <td>4</td> <td>5720.21</td> <td>49.56</td> <td>111.27</td> <td>-61.71</td> <td>37.31</td> <td>33.58</td> <td>13.69</td> <td>35.02</td> <td>0.00</td> <td>100</td> <td>80</td> <td>PEAK</td> </tr> </tbody> </table>		Limit	Read	Ant	Cable	Preamp	Aux	APos	TPos	Remark	Freq	Level	Line Margin	Level	Factor	Loss Factor	Factor	dB	cm	deg	1	5647.85	49.78	68.20	-18.42	37.94	33.19	13.61	34.96	0.00	100	80	PEAK	2	5650.03	47.22	68.22	-21.00	35.37	33.20	13.61	34.96	0.00	100	80	PEAK	3	5702.95	49.20	106.03	-56.83	37.02	33.51	13.67	35.00	0.00	100	80	PEAK	4	5720.21	49.56	111.27	-61.71	37.31	33.58	13.69	35.02	0.00	100	80	PEAK	<p>Site : 03CH21-HY Condition: PEAK(UNII) 3m DRH18-E_LE2C03A18EN_240711 HORIZONTAL : RBW:1000.000kHz VBW:3000.000kHz SWT:Auto</p> <table border="1"> <thead> <tr> <th></th> <th>Limit</th> <th>Read</th> <th>Ant</th> <th>Cable</th> <th>Preamp</th> <th>Aux</th> <th>APos</th> <th>TPos</th> <th>Remark</th> </tr> <tr> <th>Freq</th> <th>Level</th> <th>Line Margin</th> <th>Level</th> <th>Factor</th> <th>Loss Factor</th> <th>Factor</th> <th>dB</th> <th>cm</th> <th>deg</th> </tr> </thead> <tbody> <tr> <td>1</td> <td>5745.00</td> <td>109.29</td> <td>-----</td> <td>-----</td> <td>96.95</td> <td>33.66</td> <td>13.72</td> <td>35.04</td> <td>0.00</td> <td>100</td> <td>80</td> <td>PEAK</td> </tr> </tbody> </table>			Limit	Read	Ant	Cable	Preamp	Aux	APos	TPos	Remark	Freq	Level	Line Margin	Level	Factor	Loss Factor	Factor	dB	cm	deg	1	5745.00	109.29	-----	-----	96.95	33.66	13.72	35.04	0.00	100	80	PEAK
	Limit	Read	Ant	Cable	Preamp	Aux	APos	TPos	Remark																																																																																																			
Freq	Level	Line Margin	Level	Factor	Loss Factor	Factor	dB	cm	deg																																																																																																			
1	5647.85	49.78	68.20	-18.42	37.94	33.19	13.61	34.96	0.00	100	80	PEAK																																																																																																
2	5650.03	47.22	68.22	-21.00	35.37	33.20	13.61	34.96	0.00	100	80	PEAK																																																																																																
3	5702.95	49.20	106.03	-56.83	37.02	33.51	13.67	35.00	0.00	100	80	PEAK																																																																																																
4	5720.21	49.56	111.27	-61.71	37.31	33.58	13.69	35.02	0.00	100	80	PEAK																																																																																																
	Limit	Read	Ant	Cable	Preamp	Aux	APos	TPos	Remark																																																																																																			
Freq	Level	Line Margin	Level	Factor	Loss Factor	Factor	dB	cm	deg																																																																																																			
1	5745.00	109.29	-----	-----	96.95	33.66	13.72	35.04	0.00	100	80	PEAK																																																																																																
Avg.	Blank	<p>Site : 03CH21-HY Condition: AVG_54 3m DRH18-E_LE2C03A18EN_240711 HORIZONTAL : RBW:1000.000kHz VBW:0.200kHz SWT:Auto</p> <table border="1"> <thead> <tr> <th></th> <th>Limit</th> <th>Read</th> <th>Ant</th> <th>Cable</th> <th>Preamp</th> <th>Aux</th> <th>APos</th> <th>TPos</th> <th>Remark</th> </tr> <tr> <th>Freq</th> <th>Level</th> <th>Line Margin</th> <th>Level</th> <th>Factor</th> <th>Loss Factor</th> <th>Factor</th> <th>dB</th> <th>cm</th> <th>deg</th> </tr> </thead> <tbody> <tr> <td>1</td> <td>5745.00</td> <td>104.43</td> <td>-----</td> <td>-----</td> <td>92.11</td> <td>33.64</td> <td>13.71</td> <td>35.03</td> <td>0.00</td> <td>100</td> <td>80</td> <td>AVERAGE</td> </tr> </tbody> </table>			Limit	Read	Ant	Cable	Preamp	Aux	APos	TPos	Remark	Freq	Level	Line Margin	Level	Factor	Loss Factor	Factor	dB	cm	deg	1	5745.00	104.43	-----	-----	92.11	33.64	13.71	35.03	0.00	100	80	AVERAGE																																																																								
	Limit	Read	Ant	Cable	Preamp	Aux	APos	TPos	Remark																																																																																																			
Freq	Level	Line Margin	Level	Factor	Loss Factor	Factor	dB	cm	deg																																																																																																			
1	5745.00	104.43	-----	-----	92.11	33.64	13.71	35.03	0.00	100	80	AVERAGE																																																																																																



		107																																																																																																					
Mode	Band Edge																																																																																																						
	U-NII-3_5.47-5.725_802.11ax HE20_CH149_26/0_5745MHz																																																																																																						
ANT	1																																																																																																						
Pol.	Vertical	Fundamental																																																																																																					
Peak	<p>Level (dBuV/m)</p> <p>Frequency (MHz)</p> <p>PEAK_BE(B4)_16-24</p> <p>Site : 03CH21-HY Condition: PEAK_BE(B4)_16-24 3m DRH18-E_LE2C03A18EN_240711 VERTICAL : RBW:1000.000kHz VBW:3000.000kHz SWT:Auto</p> <table border="1"> <thead> <tr> <th>Limit</th> <th>Read</th> <th>Ant</th> <th>Cable</th> <th>Preamp</th> <th>Aux</th> <th>APos</th> <th>TPos</th> <th>Remark</th> </tr> <tr> <th>Freq</th> <th>Level</th> <th>Line Margin</th> <th>Level</th> <th>Factor</th> <th>Loss Factor</th> <th>Factor</th> <th>cm</th> <th>deg</th> </tr> </thead> <tbody> <tr> <td>1</td> <td>5645.82</td> <td>49.93</td> <td>68.20</td> <td>-18.27</td> <td>38.12</td> <td>33.17</td> <td>13.60</td> <td>34.96</td> <td>0.00</td> <td>307</td> <td>265</td> <td>PEAK</td> </tr> <tr> <td>2</td> <td>5651.62</td> <td>49.80</td> <td>69.40</td> <td>-19.60</td> <td>37.94</td> <td>33.21</td> <td>13.61</td> <td>34.96</td> <td>0.00</td> <td>307</td> <td>265</td> <td>PEAK</td> </tr> <tr> <td>3</td> <td>5706.87</td> <td>50.87</td> <td>107.12</td> <td>-56.25</td> <td>38.67</td> <td>33.53</td> <td>13.68</td> <td>35.01</td> <td>0.00</td> <td>307</td> <td>265</td> <td>PEAK</td> </tr> <tr> <td>4</td> <td>5720.35</td> <td>49.02</td> <td>111.60</td> <td>-62.58</td> <td>36.77</td> <td>33.58</td> <td>13.69</td> <td>35.02</td> <td>0.00</td> <td>307</td> <td>265</td> <td>PEAK</td> </tr> </tbody> </table>	Limit	Read	Ant	Cable	Preamp	Aux	APos	TPos	Remark	Freq	Level	Line Margin	Level	Factor	Loss Factor	Factor	cm	deg	1	5645.82	49.93	68.20	-18.27	38.12	33.17	13.60	34.96	0.00	307	265	PEAK	2	5651.62	49.80	69.40	-19.60	37.94	33.21	13.61	34.96	0.00	307	265	PEAK	3	5706.87	50.87	107.12	-56.25	38.67	33.53	13.68	35.01	0.00	307	265	PEAK	4	5720.35	49.02	111.60	-62.58	36.77	33.58	13.69	35.02	0.00	307	265	PEAK	<p>Level (dBuV/m)</p> <p>Frequency (MHz)</p> <p>PEAK(UNII)</p> <p>Site : 03CH21-HY Condition: PEAK(UNII) 3m DRH18-E_LE2C03A18EN_240711 VERTICAL : RBW:1000.000kHz VBW:3000.000kHz SWT:Auto</p> <table border="1"> <thead> <tr> <th>Limit</th> <th>Read</th> <th>Ant</th> <th>Cable</th> <th>Preamp</th> <th>Aux</th> <th>APos</th> <th>TPos</th> <th>Remark</th> </tr> <tr> <th>Freq</th> <th>Level</th> <th>Line Margin</th> <th>Level</th> <th>Factor</th> <th>Loss Factor</th> <th>Factor</th> <th>cm</th> <th>deg</th> </tr> </thead> <tbody> <tr> <td>1</td> <td>5745.00</td> <td>109.97</td> <td>-----</td> <td>-----</td> <td>97.65</td> <td>33.64</td> <td>13.71</td> <td>35.03</td> <td>0.00</td> <td>307</td> <td>265</td> <td>PEAK</td> </tr> </tbody> </table>	Limit	Read	Ant	Cable	Preamp	Aux	APos	TPos	Remark	Freq	Level	Line Margin	Level	Factor	Loss Factor	Factor	cm	deg	1	5745.00	109.97	-----	-----	97.65	33.64	13.71	35.03	0.00	307	265	PEAK
Limit	Read	Ant	Cable	Preamp	Aux	APos	TPos	Remark																																																																																															
Freq	Level	Line Margin	Level	Factor	Loss Factor	Factor	cm	deg																																																																																															
1	5645.82	49.93	68.20	-18.27	38.12	33.17	13.60	34.96	0.00	307	265	PEAK																																																																																											
2	5651.62	49.80	69.40	-19.60	37.94	33.21	13.61	34.96	0.00	307	265	PEAK																																																																																											
3	5706.87	50.87	107.12	-56.25	38.67	33.53	13.68	35.01	0.00	307	265	PEAK																																																																																											
4	5720.35	49.02	111.60	-62.58	36.77	33.58	13.69	35.02	0.00	307	265	PEAK																																																																																											
Limit	Read	Ant	Cable	Preamp	Aux	APos	TPos	Remark																																																																																															
Freq	Level	Line Margin	Level	Factor	Loss Factor	Factor	cm	deg																																																																																															
1	5745.00	109.97	-----	-----	97.65	33.64	13.71	35.03	0.00	307	265	PEAK																																																																																											
Avg.	Blank	<p>Level (dBuV/m)</p> <p>Frequency (MHz)</p> <p>AVG_54</p> <p>Site : 03CH21-HY Condition: AVG_54 3m DRH18-E_LE2C03A18EN_240711 VERTICAL : RBW:1000.000kHz VBW:0.200kHz SWT:Auto</p> <table border="1"> <thead> <tr> <th>Limit</th> <th>Read</th> <th>Ant</th> <th>Cable</th> <th>Preamp</th> <th>Aux</th> <th>APos</th> <th>TPos</th> <th>Remark</th> </tr> <tr> <th>Freq</th> <th>Level</th> <th>Line Margin</th> <th>Level</th> <th>Factor</th> <th>Loss Factor</th> <th>Factor</th> <th>cm</th> <th>deg</th> </tr> </thead> <tbody> <tr> <td>1</td> <td>5745.00</td> <td>105.65</td> <td>-----</td> <td>-----</td> <td>93.33</td> <td>33.64</td> <td>13.71</td> <td>35.03</td> <td>0.00</td> <td>307</td> <td>265</td> <td>AVERAGE</td> </tr> </tbody> </table>		Limit	Read	Ant	Cable	Preamp	Aux	APos	TPos	Remark	Freq	Level	Line Margin	Level	Factor	Loss Factor	Factor	cm	deg	1	5745.00	105.65	-----	-----	93.33	33.64	13.71	35.03	0.00	307	265	AVERAGE																																																																					
Limit	Read	Ant	Cable	Preamp	Aux	APos	TPos	Remark																																																																																															
Freq	Level	Line Margin	Level	Factor	Loss Factor	Factor	cm	deg																																																																																															
1	5745.00	105.65	-----	-----	93.33	33.64	13.71	35.03	0.00	307	265	AVERAGE																																																																																											



Mode	107																																																																																																																																					
	Harmonic																																																																																																																																					
	U-NII-3_5.47-5.725_802.11ax HE20_CH149_26/0_5745MHz																																																																																																																																					
ANT	1																																																																																																																																					
Pol.	Horizontal	Vertical																																																																																																																																				
Peak Avg.	<p>Site : 03CH21-HY Condition: PEAK(UNII) 3m DRH18-E_LE2C03A18EN_240711 HORIZONTAL</p> <table border="1"> <thead> <tr> <th>Limit</th> <th>Read</th> <th>Ant</th> <th>Cable</th> <th>Preamp</th> <th>Aux</th> <th>APos</th> <th>TPos</th> <th>Remark</th> </tr> <tr> <th>Freq</th> <th>Level</th> <th>Line Margin</th> <th>Level</th> <th>Factor</th> <th>Loss Factor</th> <th>Factor</th> <th></th> <th></th> </tr> <tr> <th>MHz</th> <th>dBuV/m</th> <th>dBuV/m</th> <th>dB</th> <th>dBuV</th> <th>dB/m</th> <th>dB</th> <th>dB</th> <th>dB</th> </tr> </thead> <tbody> <tr> <td>1</td> <td>11490.00</td> <td>50.43</td> <td>74.00</td> <td>-23.57</td> <td>32.60</td> <td>38.50</td> <td>19.50</td> <td>40.61</td> <td>0.44</td> <td>--</td> <td>--</td> <td>PEAK</td> </tr> <tr> <td>2</td> <td>11490.00</td> <td>40.12</td> <td>54.00</td> <td>-13.88</td> <td>22.29</td> <td>38.50</td> <td>19.50</td> <td>40.61</td> <td>0.44</td> <td>--</td> <td>--</td> <td>AVERAGE</td> </tr> <tr> <td>3</td> <td>17235.00</td> <td>52.10</td> <td>68.20</td> <td>-16.10</td> <td>34.93</td> <td>39.87</td> <td>24.01</td> <td>47.17</td> <td>0.46</td> <td>--</td> <td>--</td> <td>PEAK</td> </tr> </tbody> </table>	Limit	Read	Ant	Cable	Preamp	Aux	APos	TPos	Remark	Freq	Level	Line Margin	Level	Factor	Loss Factor	Factor			MHz	dBuV/m	dBuV/m	dB	dBuV	dB/m	dB	dB	dB	1	11490.00	50.43	74.00	-23.57	32.60	38.50	19.50	40.61	0.44	--	--	PEAK	2	11490.00	40.12	54.00	-13.88	22.29	38.50	19.50	40.61	0.44	--	--	AVERAGE	3	17235.00	52.10	68.20	-16.10	34.93	39.87	24.01	47.17	0.46	--	--	PEAK	<p>Site : 03CH21-HY Condition: PEAK(UNII) 3m DRH18-E_LE2C03A18EN_240711 VERTICAL</p> <table border="1"> <thead> <tr> <th>Limit</th> <th>Read</th> <th>Ant</th> <th>Cable</th> <th>Preamp</th> <th>Aux</th> <th>APos</th> <th>TPos</th> <th>Remark</th> </tr> <tr> <th>Freq</th> <th>Level</th> <th>Line Margin</th> <th>Level</th> <th>Factor</th> <th>Loss Factor</th> <th>Factor</th> <th></th> <th></th> </tr> <tr> <th>MHz</th> <th>dBuV/m</th> <th>dBuV/m</th> <th>dB</th> <th>dBuV</th> <th>dB/m</th> <th>dB</th> <th>dB</th> <th>dB</th> </tr> </thead> <tbody> <tr> <td>1</td> <td>11490.00</td> <td>50.12</td> <td>74.00</td> <td>-23.88</td> <td>32.29</td> <td>38.50</td> <td>19.50</td> <td>40.61</td> <td>0.44</td> <td>--</td> <td>--</td> <td>PEAK</td> </tr> <tr> <td>2</td> <td>11490.00</td> <td>40.09</td> <td>54.00</td> <td>-13.91</td> <td>22.26</td> <td>38.50</td> <td>19.50</td> <td>40.61</td> <td>0.44</td> <td>--</td> <td>--</td> <td>AVERAGE</td> </tr> <tr> <td>3</td> <td>17235.00</td> <td>52.52</td> <td>68.20</td> <td>-15.68</td> <td>35.35</td> <td>39.87</td> <td>24.01</td> <td>47.17</td> <td>0.46</td> <td>--</td> <td>--</td> <td>PEAK</td> </tr> </tbody> </table>	Limit	Read	Ant	Cable	Preamp	Aux	APos	TPos	Remark	Freq	Level	Line Margin	Level	Factor	Loss Factor	Factor			MHz	dBuV/m	dBuV/m	dB	dBuV	dB/m	dB	dB	dB	1	11490.00	50.12	74.00	-23.88	32.29	38.50	19.50	40.61	0.44	--	--	PEAK	2	11490.00	40.09	54.00	-13.91	22.26	38.50	19.50	40.61	0.44	--	--	AVERAGE	3	17235.00	52.52	68.20	-15.68	35.35	39.87	24.01	47.17	0.46	--	--	PEAK
	Limit	Read	Ant	Cable	Preamp	Aux	APos	TPos	Remark																																																																																																																													
Freq	Level	Line Margin	Level	Factor	Loss Factor	Factor																																																																																																																																
MHz	dBuV/m	dBuV/m	dB	dBuV	dB/m	dB	dB	dB																																																																																																																														
1	11490.00	50.43	74.00	-23.57	32.60	38.50	19.50	40.61	0.44	--	--	PEAK																																																																																																																										
2	11490.00	40.12	54.00	-13.88	22.29	38.50	19.50	40.61	0.44	--	--	AVERAGE																																																																																																																										
3	17235.00	52.10	68.20	-16.10	34.93	39.87	24.01	47.17	0.46	--	--	PEAK																																																																																																																										
Limit	Read	Ant	Cable	Preamp	Aux	APos	TPos	Remark																																																																																																																														
Freq	Level	Line Margin	Level	Factor	Loss Factor	Factor																																																																																																																																
MHz	dBuV/m	dBuV/m	dB	dBuV	dB/m	dB	dB	dB																																																																																																																														
1	11490.00	50.12	74.00	-23.88	32.29	38.50	19.50	40.61	0.44	--	--	PEAK																																																																																																																										
2	11490.00	40.09	54.00	-13.91	22.26	38.50	19.50	40.61	0.44	--	--	AVERAGE																																																																																																																										
3	17235.00	52.52	68.20	-15.68	35.35	39.87	24.01	47.17	0.46	--	--	PEAK																																																																																																																										



Mode	107	
	Harmonic	
	U-NII-3_5.47-5.725_802.11ax HE20_CH149_26/0_5745MHz	
ANT	1	
Pol.	Horizontal	Vertical
10.6G ~18G Avg.	<p>Site : 03CH21-HY Condition: AVG_54 3m DRH18-E_LE2C03A18EN_240711 HORIZONTAL</p>	<p>Site : 03CH21-HY Condition: AVG_54 3m DRH18-E_LE2C03A18EN_240711 VERTICAL</p>



		108																																																																																																																								
Mode	Band Edge																																																																																																																									
	U-NII-3_5.47-5.725_802.11ax HE20_CH149_52/37_5745MHz																																																																																																																									
ANT	1																																																																																																																									
Pol.	Horizontal	Fundamental																																																																																																																								
Peak	<p>Level (dBuV/m)</p> <p>Frequency (MHz)</p> <p>PEAK_BE(B4)_16-24</p> <p>Site : 03CH21-HY Condition: PEAK_BE(B4)_16-24 3m DRH18-E_LE2C03A18EN_240711 HORIZONTAL : RBW:1000.000kHz VBW:3000.000kHz SWT:Auto</p> <table border="1"> <thead> <tr> <th></th> <th>Limit</th> <th>Read</th> <th>Ant</th> <th>Cable</th> <th>Preamp</th> <th>Aux</th> <th>APos</th> <th>TPos</th> <th></th> </tr> <tr> <th>Freq</th> <th>Level</th> <th>Line Margin</th> <th>Level</th> <th>Loss Factor</th> <th>Loss Factor</th> <th>Factor</th> <th>Factor</th> <th>Factor</th> <th>Remark</th> </tr> <tr> <th>MHz</th> <th>dBuV/m</th> <th>dBuV/m</th> <th>dB</th> <th>dBuV</th> <th>dB/m</th> <th>dB</th> <th>dB</th> <th>dB</th> <th>cm</th> </tr> </thead> <tbody> <tr> <td>1</td> <td>5636.11</td> <td>50.85</td> <td>68.20</td> <td>-17.35</td> <td>39.09</td> <td>33.12</td> <td>13.59</td> <td>34.95</td> <td>0.00</td> <td>119</td> <td>77 PEAK</td> </tr> <tr> <td>2</td> <td>5650.46</td> <td>50.01</td> <td>68.54</td> <td>-18.53</td> <td>38.16</td> <td>33.20</td> <td>13.61</td> <td>34.96</td> <td>0.00</td> <td>119</td> <td>77 PEAK</td> </tr> <tr> <td>3</td> <td>5709.19</td> <td>57.93</td> <td>107.77</td> <td>-49.84</td> <td>45.72</td> <td>33.54</td> <td>13.68</td> <td>35.01</td> <td>0.00</td> <td>119</td> <td>77 PEAK</td> </tr> <tr> <td>4</td> <td>5720.50</td> <td>55.99</td> <td>111.93</td> <td>-55.94</td> <td>43.74</td> <td>33.58</td> <td>13.69</td> <td>35.02</td> <td>0.00</td> <td>119</td> <td>77 PEAK</td> </tr> </tbody> </table>		Limit	Read	Ant	Cable	Preamp	Aux	APos	TPos		Freq	Level	Line Margin	Level	Loss Factor	Loss Factor	Factor	Factor	Factor	Remark	MHz	dBuV/m	dBuV/m	dB	dBuV	dB/m	dB	dB	dB	cm	1	5636.11	50.85	68.20	-17.35	39.09	33.12	13.59	34.95	0.00	119	77 PEAK	2	5650.46	50.01	68.54	-18.53	38.16	33.20	13.61	34.96	0.00	119	77 PEAK	3	5709.19	57.93	107.77	-49.84	45.72	33.54	13.68	35.01	0.00	119	77 PEAK	4	5720.50	55.99	111.93	-55.94	43.74	33.58	13.69	35.02	0.00	119	77 PEAK	<p>Level (dBuV/m)</p> <p>Frequency (MHz)</p> <p>PEAK(UNII)</p> <p>Site : 03CH21-HY Condition: PEAK(UNII) 3m DRH18-E_LE2C03A18EN_240711 HORIZONTAL : RBW:1000.000kHz VBW:3000.000kHz SWT:Auto</p> <table border="1"> <thead> <tr> <th></th> <th>Limit</th> <th>Read</th> <th>Ant</th> <th>Cable</th> <th>Preamp</th> <th>Aux</th> <th>APos</th> <th>TPos</th> <th></th> </tr> <tr> <th>Freq</th> <th>Level</th> <th>Line Margin</th> <th>Level</th> <th>Loss Factor</th> <th>Loss Factor</th> <th>Factor</th> <th>Factor</th> <th>Factor</th> <th>Remark</th> </tr> <tr> <th>MHz</th> <th>dBuV/m</th> <th>dBuV/m</th> <th>dB</th> <th>dBuV</th> <th>dB/m</th> <th>dB</th> <th>dB</th> <th>dB</th> <th>cm</th> </tr> </thead> <tbody> <tr> <td>1</td> <td>5745.00</td> <td>113.21</td> <td>-----</td> <td>-----</td> <td>100.87</td> <td>33.66</td> <td>13.72</td> <td>35.04</td> <td>0.00</td> <td>119</td> <td>77 PEAK</td> </tr> </tbody> </table>		Limit	Read	Ant	Cable	Preamp	Aux	APos	TPos		Freq	Level	Line Margin	Level	Loss Factor	Loss Factor	Factor	Factor	Factor	Remark	MHz	dBuV/m	dBuV/m	dB	dBuV	dB/m	dB	dB	dB	cm	1	5745.00	113.21	-----	-----	100.87	33.66	13.72	35.04	0.00	119	77 PEAK
	Limit	Read	Ant	Cable	Preamp	Aux	APos	TPos																																																																																																																		
Freq	Level	Line Margin	Level	Loss Factor	Loss Factor	Factor	Factor	Factor	Remark																																																																																																																	
MHz	dBuV/m	dBuV/m	dB	dBuV	dB/m	dB	dB	dB	cm																																																																																																																	
1	5636.11	50.85	68.20	-17.35	39.09	33.12	13.59	34.95	0.00	119	77 PEAK																																																																																																															
2	5650.46	50.01	68.54	-18.53	38.16	33.20	13.61	34.96	0.00	119	77 PEAK																																																																																																															
3	5709.19	57.93	107.77	-49.84	45.72	33.54	13.68	35.01	0.00	119	77 PEAK																																																																																																															
4	5720.50	55.99	111.93	-55.94	43.74	33.58	13.69	35.02	0.00	119	77 PEAK																																																																																																															
	Limit	Read	Ant	Cable	Preamp	Aux	APos	TPos																																																																																																																		
Freq	Level	Line Margin	Level	Loss Factor	Loss Factor	Factor	Factor	Factor	Remark																																																																																																																	
MHz	dBuV/m	dBuV/m	dB	dBuV	dB/m	dB	dB	dB	cm																																																																																																																	
1	5745.00	113.21	-----	-----	100.87	33.66	13.72	35.04	0.00	119	77 PEAK																																																																																																															
Avg.	Blank	<p>Level (dBuV/m)</p> <p>Frequency (MHz)</p> <p>AVG_54</p> <p>Site : 03CH21-HY Condition: AVG_54 3m DRH18-E_LE2C03A18EN_240711 HORIZONTAL : RBW:1000.000kHz VBW:0.010kHz SWT:Auto</p> <table border="1"> <thead> <tr> <th></th> <th>Limit</th> <th>Read</th> <th>Ant</th> <th>Cable</th> <th>Preamp</th> <th>Aux</th> <th>APos</th> <th>TPos</th> <th></th> </tr> <tr> <th>Freq</th> <th>Level</th> <th>Line Margin</th> <th>Level</th> <th>Loss Factor</th> <th>Loss Factor</th> <th>Factor</th> <th>Factor</th> <th>Factor</th> <th>Remark</th> </tr> <tr> <th>MHz</th> <th>dBuV/m</th> <th>dBuV/m</th> <th>dB</th> <th>dBuV</th> <th>dB/m</th> <th>dB</th> <th>dB</th> <th>dB</th> <th>cm</th> </tr> </thead> <tbody> <tr> <td>1</td> <td>5745.00</td> <td>106.46</td> <td>-----</td> <td>-----</td> <td>94.12</td> <td>33.66</td> <td>13.72</td> <td>35.04</td> <td>0.00</td> <td>119</td> <td>77 AVERAGE</td> </tr> </tbody> </table>			Limit	Read	Ant	Cable	Preamp	Aux	APos	TPos		Freq	Level	Line Margin	Level	Loss Factor	Loss Factor	Factor	Factor	Factor	Remark	MHz	dBuV/m	dBuV/m	dB	dBuV	dB/m	dB	dB	dB	cm	1	5745.00	106.46	-----	-----	94.12	33.66	13.72	35.04	0.00	119	77 AVERAGE																																																																													
	Limit	Read	Ant	Cable	Preamp	Aux	APos	TPos																																																																																																																		
Freq	Level	Line Margin	Level	Loss Factor	Loss Factor	Factor	Factor	Factor	Remark																																																																																																																	
MHz	dBuV/m	dBuV/m	dB	dBuV	dB/m	dB	dB	dB	cm																																																																																																																	
1	5745.00	106.46	-----	-----	94.12	33.66	13.72	35.04	0.00	119	77 AVERAGE																																																																																																															



		108																																																																																																									
Mode	Band Edge																																																																																																										
	U-NII-3_5.47-5.725_802.11ax HE20_CH149_52/37_5745MHz																																																																																																										
ANT	1																																																																																																										
Pol.	Vertical	Fundamental																																																																																																									
Peak	<p>Site : 03CH21-HY Condition: PEAK_BE(B4)_16-24 3m DRH18-E_LE2C03A18EN_240711 VERTICAL : RBW:1000.000kHz VBW:3000.000kHz SWT:Auto</p> <table border="1"> <thead> <tr> <th></th> <th>Limit</th> <th>Read</th> <th>Ant</th> <th>Cable</th> <th>Preamp</th> <th>Aux</th> <th>APos</th> <th>TPos</th> <th>Remark</th> </tr> <tr> <th>Freq</th> <th>Level</th> <th>Line Margin</th> <th>Level</th> <th>Factor</th> <th>Loss</th> <th>Factor</th> <th>Factor</th> <th>cm</th> <th>deg</th> </tr> </thead> <tbody> <tr> <td>1</td> <td>5640.89</td> <td>51.90</td> <td>68.20</td> <td>-16.30</td> <td>40.10</td> <td>33.15</td> <td>13.60</td> <td>34.95</td> <td>0.00</td> <td>307</td> <td>262</td> <td>PEAK</td> </tr> <tr> <td>2</td> <td>5650.83</td> <td>48.99</td> <td>68.22</td> <td>-19.23</td> <td>37.14</td> <td>33.20</td> <td>13.61</td> <td>34.96</td> <td>0.00</td> <td>307</td> <td>262</td> <td>PEAK</td> </tr> <tr> <td>3</td> <td>5706.58</td> <td>54.47</td> <td>107.04</td> <td>-52.57</td> <td>42.27</td> <td>33.53</td> <td>13.68</td> <td>35.01</td> <td>0.00</td> <td>307</td> <td>262</td> <td>PEAK</td> </tr> <tr> <td>4</td> <td>5720.64</td> <td>56.73</td> <td>112.26</td> <td>-55.53</td> <td>44.48</td> <td>33.58</td> <td>13.69</td> <td>35.02</td> <td>0.00</td> <td>307</td> <td>262</td> <td>PEAK</td> </tr> </tbody> </table>		Limit	Read	Ant	Cable	Preamp	Aux	APos	TPos	Remark	Freq	Level	Line Margin	Level	Factor	Loss	Factor	Factor	cm	deg	1	5640.89	51.90	68.20	-16.30	40.10	33.15	13.60	34.95	0.00	307	262	PEAK	2	5650.83	48.99	68.22	-19.23	37.14	33.20	13.61	34.96	0.00	307	262	PEAK	3	5706.58	54.47	107.04	-52.57	42.27	33.53	13.68	35.01	0.00	307	262	PEAK	4	5720.64	56.73	112.26	-55.53	44.48	33.58	13.69	35.02	0.00	307	262	PEAK	<p>Site : 03CH21-HY Condition: PEAK(U-NII) 3m DRH18-E_LE2C03A18EN_240711 VERTICAL : RBW:1000.000kHz VBW:3000.000kHz SWT:Auto</p> <table border="1"> <thead> <tr> <th></th> <th>Limit</th> <th>Read</th> <th>Ant</th> <th>Cable</th> <th>Preamp</th> <th>Aux</th> <th>APos</th> <th>TPos</th> <th>Remark</th> </tr> <tr> <th>Freq</th> <th>Level</th> <th>Line Margin</th> <th>Level</th> <th>Factor</th> <th>Loss</th> <th>Factor</th> <th>Factor</th> <th>cm</th> <th>deg</th> </tr> </thead> <tbody> <tr> <td>1</td> <td>5745.00</td> <td>113.59</td> <td>-----</td> <td>-----</td> <td>101.27</td> <td>33.64</td> <td>13.71</td> <td>35.03</td> <td>0.00</td> <td>307</td> <td>262</td> <td>PEAK</td> </tr> </tbody> </table>		Limit	Read	Ant	Cable	Preamp	Aux	APos	TPos	Remark	Freq	Level	Line Margin	Level	Factor	Loss	Factor	Factor	cm	deg	1	5745.00	113.59	-----	-----	101.27	33.64	13.71	35.03	0.00	307	262	PEAK
	Limit	Read	Ant	Cable	Preamp	Aux	APos	TPos	Remark																																																																																																		
Freq	Level	Line Margin	Level	Factor	Loss	Factor	Factor	cm	deg																																																																																																		
1	5640.89	51.90	68.20	-16.30	40.10	33.15	13.60	34.95	0.00	307	262	PEAK																																																																																															
2	5650.83	48.99	68.22	-19.23	37.14	33.20	13.61	34.96	0.00	307	262	PEAK																																																																																															
3	5706.58	54.47	107.04	-52.57	42.27	33.53	13.68	35.01	0.00	307	262	PEAK																																																																																															
4	5720.64	56.73	112.26	-55.53	44.48	33.58	13.69	35.02	0.00	307	262	PEAK																																																																																															
	Limit	Read	Ant	Cable	Preamp	Aux	APos	TPos	Remark																																																																																																		
Freq	Level	Line Margin	Level	Factor	Loss	Factor	Factor	cm	deg																																																																																																		
1	5745.00	113.59	-----	-----	101.27	33.64	13.71	35.03	0.00	307	262	PEAK																																																																																															
Avg.	Blank	<p>Site : 03CH21-HY Condition: AVG_54 3m DRH18-E_LE2C03A18EN_240711 VERTICAL : RBW:1000.000kHz VBW:0.010kHz SWT:Auto</p> <table border="1"> <thead> <tr> <th></th> <th>Limit</th> <th>Read</th> <th>Ant</th> <th>Cable</th> <th>Preamp</th> <th>Aux</th> <th>APos</th> <th>TPos</th> <th>Remark</th> </tr> <tr> <th>Freq</th> <th>Level</th> <th>Line Margin</th> <th>Level</th> <th>Factor</th> <th>Loss</th> <th>Factor</th> <th>Factor</th> <th>cm</th> <th>deg</th> </tr> </thead> <tbody> <tr> <td>1</td> <td>5745.00</td> <td>107.99</td> <td>-----</td> <td>-----</td> <td>95.65</td> <td>33.66</td> <td>13.72</td> <td>35.04</td> <td>0.00</td> <td>307</td> <td>262</td> <td>AVERAGE</td> </tr> </tbody> </table>			Limit	Read	Ant	Cable	Preamp	Aux	APos	TPos	Remark	Freq	Level	Line Margin	Level	Factor	Loss	Factor	Factor	cm	deg	1	5745.00	107.99	-----	-----	95.65	33.66	13.72	35.04	0.00	307	262	AVERAGE																																																																							
	Limit	Read	Ant	Cable	Preamp	Aux	APos	TPos	Remark																																																																																																		
Freq	Level	Line Margin	Level	Factor	Loss	Factor	Factor	cm	deg																																																																																																		
1	5745.00	107.99	-----	-----	95.65	33.66	13.72	35.04	0.00	307	262	AVERAGE																																																																																															

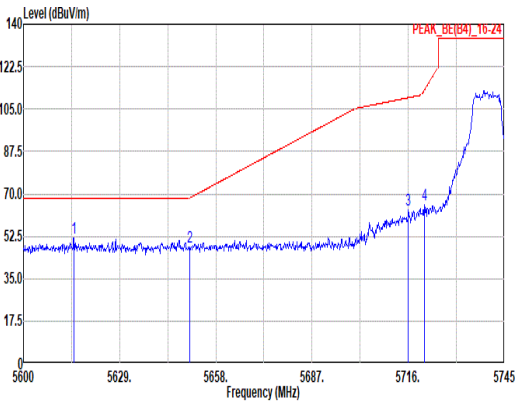
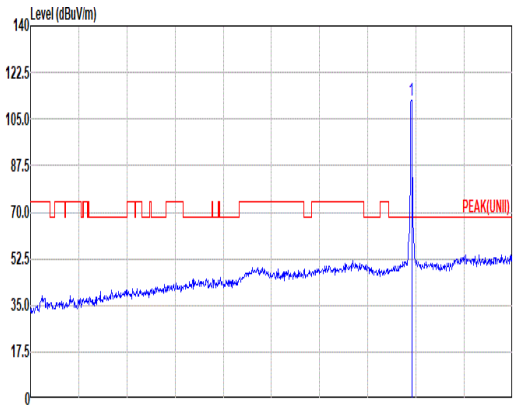
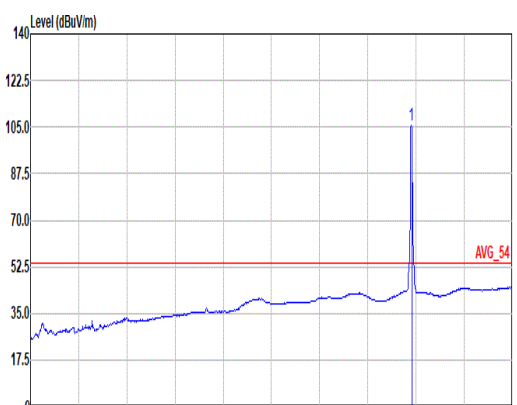


Mode	108																																																																																																																																					
	Harmonic																																																																																																																																					
	U-NII-3_5.47-5.725_802.11ax HE20_CH149_52/37_5745MHz																																																																																																																																					
ANT	1																																																																																																																																					
Pol.	Horizontal	Vertical																																																																																																																																				
Peak Avg.	<p>Site : 03CH21-HY Condition: PEAK(UNII) 3m DRH18-E_LE2C03A18EN_240711 HORIZONTAL</p> <table border="1"> <thead> <tr> <th>Limit</th> <th>Read</th> <th>Ant</th> <th>Cable</th> <th>Preamp</th> <th>Aux</th> <th>APos</th> <th>TPos</th> <th>Remark</th> </tr> <tr> <th>Freq</th> <th>Level</th> <th>Line Margin</th> <th>Level</th> <th>Factor</th> <th>Loss Factor</th> <th>Factor</th> <th></th> <th></th> </tr> <tr> <th>MHz</th> <th>dBuV/m</th> <th>dBuV/m</th> <th>dB</th> <th>dBuV</th> <th>dB/m</th> <th>dB</th> <th>dB</th> <th>dB</th> </tr> </thead> <tbody> <tr> <td>1</td> <td>11490.00</td> <td>50.68</td> <td>74.00</td> <td>-23.32</td> <td>32.85</td> <td>38.50</td> <td>19.50</td> <td>40.61</td> <td>0.44</td> <td>--</td> <td>--</td> <td>PEAK</td> </tr> <tr> <td>2</td> <td>11490.00</td> <td>40.08</td> <td>54.00</td> <td>-13.92</td> <td>22.25</td> <td>38.50</td> <td>19.50</td> <td>40.61</td> <td>0.44</td> <td>--</td> <td>--</td> <td>AVERAGE</td> </tr> <tr> <td>3</td> <td>17235.00</td> <td>52.62</td> <td>68.20</td> <td>-15.58</td> <td>35.45</td> <td>39.87</td> <td>24.01</td> <td>47.17</td> <td>0.46</td> <td>--</td> <td>--</td> <td>PEAK</td> </tr> </tbody> </table>	Limit	Read	Ant	Cable	Preamp	Aux	APos	TPos	Remark	Freq	Level	Line Margin	Level	Factor	Loss Factor	Factor			MHz	dBuV/m	dBuV/m	dB	dBuV	dB/m	dB	dB	dB	1	11490.00	50.68	74.00	-23.32	32.85	38.50	19.50	40.61	0.44	--	--	PEAK	2	11490.00	40.08	54.00	-13.92	22.25	38.50	19.50	40.61	0.44	--	--	AVERAGE	3	17235.00	52.62	68.20	-15.58	35.45	39.87	24.01	47.17	0.46	--	--	PEAK	<p>Site : 03CH21-HY Condition: PEAK(UNII) 3m DRH18-E_LE2C03A18EN_240711 VERTICAL</p> <table border="1"> <thead> <tr> <th>Limit</th> <th>Read</th> <th>Ant</th> <th>Cable</th> <th>Preamp</th> <th>Aux</th> <th>APos</th> <th>TPos</th> <th>Remark</th> </tr> <tr> <th>Freq</th> <th>Level</th> <th>Line Margin</th> <th>Level</th> <th>Factor</th> <th>Loss Factor</th> <th>Factor</th> <th></th> <th></th> </tr> <tr> <th>MHz</th> <th>dBuV/m</th> <th>dBuV/m</th> <th>dB</th> <th>dBuV</th> <th>dB/m</th> <th>dB</th> <th>dB</th> <th>dB</th> </tr> </thead> <tbody> <tr> <td>1</td> <td>11490.00</td> <td>50.13</td> <td>74.00</td> <td>-23.87</td> <td>32.30</td> <td>38.50</td> <td>19.50</td> <td>40.61</td> <td>0.44</td> <td>--</td> <td>--</td> <td>PEAK</td> </tr> <tr> <td>2</td> <td>11490.00</td> <td>40.06</td> <td>54.00</td> <td>-13.94</td> <td>22.23</td> <td>38.50</td> <td>19.50</td> <td>40.61</td> <td>0.44</td> <td>--</td> <td>--</td> <td>AVERAGE</td> </tr> <tr> <td>3</td> <td>17235.00</td> <td>53.11</td> <td>68.20</td> <td>-15.09</td> <td>35.94</td> <td>39.87</td> <td>24.01</td> <td>47.17</td> <td>0.46</td> <td>--</td> <td>--</td> <td>PEAK</td> </tr> </tbody> </table>	Limit	Read	Ant	Cable	Preamp	Aux	APos	TPos	Remark	Freq	Level	Line Margin	Level	Factor	Loss Factor	Factor			MHz	dBuV/m	dBuV/m	dB	dBuV	dB/m	dB	dB	dB	1	11490.00	50.13	74.00	-23.87	32.30	38.50	19.50	40.61	0.44	--	--	PEAK	2	11490.00	40.06	54.00	-13.94	22.23	38.50	19.50	40.61	0.44	--	--	AVERAGE	3	17235.00	53.11	68.20	-15.09	35.94	39.87	24.01	47.17	0.46	--	--	PEAK
	Limit	Read	Ant	Cable	Preamp	Aux	APos	TPos	Remark																																																																																																																													
Freq	Level	Line Margin	Level	Factor	Loss Factor	Factor																																																																																																																																
MHz	dBuV/m	dBuV/m	dB	dBuV	dB/m	dB	dB	dB																																																																																																																														
1	11490.00	50.68	74.00	-23.32	32.85	38.50	19.50	40.61	0.44	--	--	PEAK																																																																																																																										
2	11490.00	40.08	54.00	-13.92	22.25	38.50	19.50	40.61	0.44	--	--	AVERAGE																																																																																																																										
3	17235.00	52.62	68.20	-15.58	35.45	39.87	24.01	47.17	0.46	--	--	PEAK																																																																																																																										
Limit	Read	Ant	Cable	Preamp	Aux	APos	TPos	Remark																																																																																																																														
Freq	Level	Line Margin	Level	Factor	Loss Factor	Factor																																																																																																																																
MHz	dBuV/m	dBuV/m	dB	dBuV	dB/m	dB	dB	dB																																																																																																																														
1	11490.00	50.13	74.00	-23.87	32.30	38.50	19.50	40.61	0.44	--	--	PEAK																																																																																																																										
2	11490.00	40.06	54.00	-13.94	22.23	38.50	19.50	40.61	0.44	--	--	AVERAGE																																																																																																																										
3	17235.00	53.11	68.20	-15.09	35.94	39.87	24.01	47.17	0.46	--	--	PEAK																																																																																																																										



Mode	108	
	Harmonic	
	U-NII-3_5.47-5.725_802.11ax HE20_CH149_52/37_5745MHz	
ANT	1	
Pol.	Horizontal	Vertical
10.6G ~18G Avg.	<p>Site : 03CH21-HY Condition: AVG_54 3m DRH18-E_LE2C03A18EN_240711 HORIZONTAL</p>	<p>Site : 03CH21-HY Condition: AVG_54 3m DRH18-E_LE2C03A18EN_240711 VERTICAL</p>



		109																																																																																																																															
Mode	Band Edge																																																																																																																																
	U-NII-3_5.725-5.85_802.11ax HE20_CH149_106/53_5745MHz																																																																																																																																
ANT	1																																																																																																																																
Pol.	Horizontal	Fundamental																																																																																																																															
Peak	 <p>Level (dBuV/m)</p> <p>Frequency (MHz)</p> <p>PEAK_BE(B4)_16-24</p> <p>Site : 03CH21-HY Condition: PEAK_BE(B4)_16-24 3m DRH18-E_LE2C03A18EN_240711 HORIZONTAL : RBW:1000.000kHz VBW:3000.000kHz SWT:Auto</p> <table border="1"> <thead> <tr> <th></th> <th>Limit</th> <th>Read</th> <th>Ant</th> <th>Cable</th> <th>Preamp</th> <th>Aux</th> <th>APos</th> <th>TPos</th> <th></th> </tr> <tr> <th>Freq</th> <th>Level</th> <th>Line Margin</th> <th>Level</th> <th>Factor</th> <th>Loss Factor</th> <th>Factor</th> <th></th> <th></th> <th>Remark</th> </tr> <tr> <th>MHz</th> <th>dBuV/m</th> <th>dBuV/m</th> <th>dB</th> <th>dBuV</th> <th>dB/m</th> <th>dB</th> <th>dB</th> <th>dB</th> <th>cm</th> <th>deg</th> </tr> </thead> <tbody> <tr> <td>1</td> <td>5615.23</td> <td>51.55</td> <td>68.20</td> <td>-16.65</td> <td>39.92</td> <td>32.99</td> <td>13.57</td> <td>34.93</td> <td>0.00</td> <td>122</td> <td>78</td> <td>PEAK</td> </tr> <tr> <td>2</td> <td>5650.03</td> <td>48.08</td> <td>68.22</td> <td>-20.14</td> <td>36.23</td> <td>33.20</td> <td>13.61</td> <td>34.96</td> <td>0.00</td> <td>122</td> <td>78</td> <td>PEAK</td> </tr> <tr> <td>3</td> <td>5716.00</td> <td>63.15</td> <td>109.68</td> <td>-46.53</td> <td>50.92</td> <td>33.56</td> <td>13.69</td> <td>35.02</td> <td>0.00</td> <td>122</td> <td>78</td> <td>PEAK</td> </tr> <tr> <td>4</td> <td>5720.79</td> <td>65.57</td> <td>112.59</td> <td>-47.02</td> <td>53.32</td> <td>33.58</td> <td>13.69</td> <td>35.02</td> <td>0.00</td> <td>122</td> <td>78</td> <td>PEAK</td> </tr> </tbody> </table>		Limit	Read	Ant	Cable	Preamp	Aux	APos	TPos		Freq	Level	Line Margin	Level	Factor	Loss Factor	Factor			Remark	MHz	dBuV/m	dBuV/m	dB	dBuV	dB/m	dB	dB	dB	cm	deg	1	5615.23	51.55	68.20	-16.65	39.92	32.99	13.57	34.93	0.00	122	78	PEAK	2	5650.03	48.08	68.22	-20.14	36.23	33.20	13.61	34.96	0.00	122	78	PEAK	3	5716.00	63.15	109.68	-46.53	50.92	33.56	13.69	35.02	0.00	122	78	PEAK	4	5720.79	65.57	112.59	-47.02	53.32	33.58	13.69	35.02	0.00	122	78	PEAK	 <p>Level (dBuV/m)</p> <p>Frequency (MHz)</p> <p>PEAK(UNII)</p> <p>Site : 03CH21-HY Condition: PEAK(UNII) 3m DRH18-E_LE2C03A18EN_240711 HORIZONTAL : RBW:1000.000kHz VBW:3000.000kHz SWT:Auto</p> <table border="1"> <thead> <tr> <th></th> <th>Limit</th> <th>Read</th> <th>Ant</th> <th>Cable</th> <th>Preamp</th> <th>Aux</th> <th>APos</th> <th>TPos</th> <th></th> </tr> <tr> <th>Freq</th> <th>Level</th> <th>Line Margin</th> <th>Level</th> <th>Factor</th> <th>Loss Factor</th> <th>Factor</th> <th></th> <th></th> <th>Remark</th> </tr> <tr> <th>MHz</th> <th>dBuV/m</th> <th>dBuV/m</th> <th>dB</th> <th>dBuV</th> <th>dB/m</th> <th>dB</th> <th>dB</th> <th>dB</th> <th>cm</th> <th>deg</th> </tr> </thead> <tbody> <tr> <td>1</td> <td>5745.00</td> <td>111.81</td> <td>-----</td> <td>-----</td> <td>99.44</td> <td>33.68</td> <td>13.73</td> <td>35.04</td> <td>0.00</td> <td>122</td> <td>78</td> <td>PEAK</td> </tr> </tbody> </table>		Limit	Read	Ant	Cable	Preamp	Aux	APos	TPos		Freq	Level	Line Margin	Level	Factor	Loss Factor	Factor			Remark	MHz	dBuV/m	dBuV/m	dB	dBuV	dB/m	dB	dB	dB	cm	deg	1	5745.00	111.81	-----	-----	99.44	33.68	13.73	35.04	0.00	122	78	PEAK
	Limit	Read	Ant	Cable	Preamp	Aux	APos	TPos																																																																																																																									
Freq	Level	Line Margin	Level	Factor	Loss Factor	Factor			Remark																																																																																																																								
MHz	dBuV/m	dBuV/m	dB	dBuV	dB/m	dB	dB	dB	cm	deg																																																																																																																							
1	5615.23	51.55	68.20	-16.65	39.92	32.99	13.57	34.93	0.00	122	78	PEAK																																																																																																																					
2	5650.03	48.08	68.22	-20.14	36.23	33.20	13.61	34.96	0.00	122	78	PEAK																																																																																																																					
3	5716.00	63.15	109.68	-46.53	50.92	33.56	13.69	35.02	0.00	122	78	PEAK																																																																																																																					
4	5720.79	65.57	112.59	-47.02	53.32	33.58	13.69	35.02	0.00	122	78	PEAK																																																																																																																					
	Limit	Read	Ant	Cable	Preamp	Aux	APos	TPos																																																																																																																									
Freq	Level	Line Margin	Level	Factor	Loss Factor	Factor			Remark																																																																																																																								
MHz	dBuV/m	dBuV/m	dB	dBuV	dB/m	dB	dB	dB	cm	deg																																																																																																																							
1	5745.00	111.81	-----	-----	99.44	33.68	13.73	35.04	0.00	122	78	PEAK																																																																																																																					
Avg.	Blank	 <p>Level (dBuV/m)</p> <p>Frequency (MHz)</p> <p>AVG_54</p> <p>Site : 03CH21-HY Condition: AVG_54 3m DRH18-E_LE2C03A18EN_240711 HORIZONTAL : RBW:1000.000kHz VBW:0.010kHz SWT:Auto</p> <table border="1"> <thead> <tr> <th></th> <th>Limit</th> <th>Read</th> <th>Ant</th> <th>Cable</th> <th>Preamp</th> <th>Aux</th> <th>APos</th> <th>TPos</th> <th></th> </tr> <tr> <th>Freq</th> <th>Level</th> <th>Line Margin</th> <th>Level</th> <th>Factor</th> <th>Loss Factor</th> <th>Factor</th> <th></th> <th></th> <th>Remark</th> </tr> <tr> <th>MHz</th> <th>dBuV/m</th> <th>dBuV/m</th> <th>dB</th> <th>dBuV</th> <th>dB/m</th> <th>dB</th> <th>dB</th> <th>dB</th> <th>cm</th> <th>deg</th> </tr> </thead> <tbody> <tr> <td>1</td> <td>5745.00</td> <td>105.64</td> <td>-----</td> <td>-----</td> <td>93.30</td> <td>33.66</td> <td>13.72</td> <td>35.04</td> <td>0.00</td> <td>122</td> <td>78</td> <td>AVERAGE</td> </tr> </tbody> </table>			Limit	Read	Ant	Cable	Preamp	Aux	APos	TPos		Freq	Level	Line Margin	Level	Factor	Loss Factor	Factor			Remark	MHz	dBuV/m	dBuV/m	dB	dBuV	dB/m	dB	dB	dB	cm	deg	1	5745.00	105.64	-----	-----	93.30	33.66	13.72	35.04	0.00	122	78	AVERAGE																																																																																		
	Limit	Read	Ant	Cable	Preamp	Aux	APos	TPos																																																																																																																									
Freq	Level	Line Margin	Level	Factor	Loss Factor	Factor			Remark																																																																																																																								
MHz	dBuV/m	dBuV/m	dB	dBuV	dB/m	dB	dB	dB	cm	deg																																																																																																																							
1	5745.00	105.64	-----	-----	93.30	33.66	13.72	35.04	0.00	122	78	AVERAGE																																																																																																																					



		109																																																																																																																					
Mode	Band Edge																																																																																																																						
	U-NII-3_5.725-5.85_802.11ax HE20_CH149_106/53_5745MHz																																																																																																																						
ANT	1																																																																																																																						
Pol.	Vertical	Fundamental																																																																																																																					
Peak	<p>Site : 03CH21-HY Condition: PEAK_BE(B4)_16-24 3m DRH18-E_LE2C03A18EN_240711 VERTICAL : RBW:1000.000kHz VBW:3000.000kHz SWT:Auto</p> <table border="1"> <thead> <tr> <th>Peak</th> <th>Freq</th> <th>Level</th> <th>Limit</th> <th>Line Margin</th> <th>Read Level</th> <th>Ant Factor</th> <th>Cable Loss</th> <th>Preamp Factor</th> <th>Aux Factor</th> <th>APos</th> <th>TPos</th> <th>Remark</th> </tr> <tr> <th></th> <th>MHz</th> <th>dBuV/m</th> <th>dBuV/m</th> <th>dB</th> <th>dBuV</th> <th>dB/m</th> <th>dB</th> <th>dB</th> <th>dB</th> <th>cm</th> <th>deg</th> <th></th> </tr> </thead> <tbody> <tr> <td>1</td> <td>5621.61</td> <td>50.83</td> <td>68.20</td> <td>-17.37</td> <td>39.15</td> <td>33.03</td> <td>13.58</td> <td>34.93</td> <td>0.00</td> <td>308</td> <td>264</td> <td>PEAK</td> </tr> <tr> <td>2</td> <td>5650.61</td> <td>50.57</td> <td>68.65</td> <td>-18.08</td> <td>38.72</td> <td>33.20</td> <td>13.61</td> <td>34.96</td> <td>0.00</td> <td>308</td> <td>264</td> <td>PEAK</td> </tr> <tr> <td>3</td> <td>5713.25</td> <td>64.53</td> <td>108.91</td> <td>-44.38</td> <td>52.30</td> <td>33.55</td> <td>13.69</td> <td>35.01</td> <td>0.00</td> <td>308</td> <td>264</td> <td>PEAK</td> </tr> <tr> <td>4</td> <td>5720.79</td> <td>65.22</td> <td>112.59</td> <td>-47.37</td> <td>52.97</td> <td>33.58</td> <td>13.69</td> <td>35.02</td> <td>0.00</td> <td>308</td> <td>264</td> <td>PEAK</td> </tr> </tbody> </table>	Peak	Freq	Level	Limit	Line Margin	Read Level	Ant Factor	Cable Loss	Preamp Factor	Aux Factor	APos	TPos	Remark		MHz	dBuV/m	dBuV/m	dB	dBuV	dB/m	dB	dB	dB	cm	deg		1	5621.61	50.83	68.20	-17.37	39.15	33.03	13.58	34.93	0.00	308	264	PEAK	2	5650.61	50.57	68.65	-18.08	38.72	33.20	13.61	34.96	0.00	308	264	PEAK	3	5713.25	64.53	108.91	-44.38	52.30	33.55	13.69	35.01	0.00	308	264	PEAK	4	5720.79	65.22	112.59	-47.37	52.97	33.58	13.69	35.02	0.00	308	264	PEAK	<p>Site : 03CH21-HY Condition: PEAK(U)11 3m DRH18-E_LE2C03A18EN_240711 VERTICAL : RBW:1000.000kHz VBW:3000.000kHz SWT:Auto</p> <table border="1"> <thead> <tr> <th>Peak</th> <th>Freq</th> <th>Level</th> <th>Limit</th> <th>Line Margin</th> <th>Read Level</th> <th>Ant Factor</th> <th>Cable Loss</th> <th>Preamp Factor</th> <th>Aux Factor</th> <th>APos</th> <th>TPos</th> <th>Remark</th> </tr> <tr> <th></th> <th>MHz</th> <th>dBuV/m</th> <th>dBuV/m</th> <th>dB</th> <th>dBuV</th> <th>dB/m</th> <th>dB</th> <th>dB</th> <th>dB</th> <th>cm</th> <th>deg</th> <th></th> </tr> </thead> <tbody> <tr> <td>1</td> <td>5745.00</td> <td>114.99</td> <td>-----</td> <td>-----</td> <td>102.65</td> <td>33.66</td> <td>13.72</td> <td>35.04</td> <td>0.00</td> <td>308</td> <td>264</td> <td>PEAK</td> </tr> </tbody> </table>	Peak	Freq	Level	Limit	Line Margin	Read Level	Ant Factor	Cable Loss	Preamp Factor	Aux Factor	APos	TPos	Remark		MHz	dBuV/m	dBuV/m	dB	dBuV	dB/m	dB	dB	dB	cm	deg		1	5745.00	114.99	-----	-----	102.65	33.66	13.72	35.04	0.00	308	264	PEAK
Peak	Freq	Level	Limit	Line Margin	Read Level	Ant Factor	Cable Loss	Preamp Factor	Aux Factor	APos	TPos	Remark																																																																																																											
	MHz	dBuV/m	dBuV/m	dB	dBuV	dB/m	dB	dB	dB	cm	deg																																																																																																												
1	5621.61	50.83	68.20	-17.37	39.15	33.03	13.58	34.93	0.00	308	264	PEAK																																																																																																											
2	5650.61	50.57	68.65	-18.08	38.72	33.20	13.61	34.96	0.00	308	264	PEAK																																																																																																											
3	5713.25	64.53	108.91	-44.38	52.30	33.55	13.69	35.01	0.00	308	264	PEAK																																																																																																											
4	5720.79	65.22	112.59	-47.37	52.97	33.58	13.69	35.02	0.00	308	264	PEAK																																																																																																											
Peak	Freq	Level	Limit	Line Margin	Read Level	Ant Factor	Cable Loss	Preamp Factor	Aux Factor	APos	TPos	Remark																																																																																																											
	MHz	dBuV/m	dBuV/m	dB	dBuV	dB/m	dB	dB	dB	cm	deg																																																																																																												
1	5745.00	114.99	-----	-----	102.65	33.66	13.72	35.04	0.00	308	264	PEAK																																																																																																											
Avg.	Blank	<p>Site : 03CH21-HY Condition: AVG_54 3m DRH18-E_LE2C03A18EN_240711 VERTICAL : RBW:1000.000kHz VBW:0.010kHz SWT:Auto</p> <table border="1"> <thead> <tr> <th>Peak</th> <th>Freq</th> <th>Level</th> <th>Limit</th> <th>Line Margin</th> <th>Read Level</th> <th>Ant Factor</th> <th>Cable Loss</th> <th>Preamp Factor</th> <th>Aux Factor</th> <th>APos</th> <th>TPos</th> <th>Remark</th> </tr> <tr> <th></th> <th>MHz</th> <th>dBuV/m</th> <th>dBuV/m</th> <th>dB</th> <th>dBuV</th> <th>dB/m</th> <th>dB</th> <th>dB</th> <th>dB</th> <th>cm</th> <th>deg</th> <th></th> </tr> </thead> <tbody> <tr> <td>1</td> <td>5745.00</td> <td>107.36</td> <td>-----</td> <td>-----</td> <td>95.02</td> <td>33.66</td> <td>13.72</td> <td>35.04</td> <td>0.00</td> <td>308</td> <td>264</td> <td>AVERAGE</td> </tr> </tbody> </table>		Peak	Freq	Level	Limit	Line Margin	Read Level	Ant Factor	Cable Loss	Preamp Factor	Aux Factor	APos	TPos	Remark		MHz	dBuV/m	dBuV/m	dB	dBuV	dB/m	dB	dB	dB	cm	deg		1	5745.00	107.36	-----	-----	95.02	33.66	13.72	35.04	0.00	308	264	AVERAGE																																																																													
Peak	Freq	Level	Limit	Line Margin	Read Level	Ant Factor	Cable Loss	Preamp Factor	Aux Factor	APos	TPos	Remark																																																																																																											
	MHz	dBuV/m	dBuV/m	dB	dBuV	dB/m	dB	dB	dB	cm	deg																																																																																																												
1	5745.00	107.36	-----	-----	95.02	33.66	13.72	35.04	0.00	308	264	AVERAGE																																																																																																											

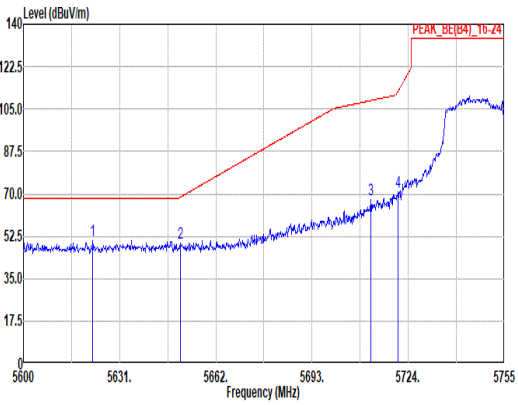
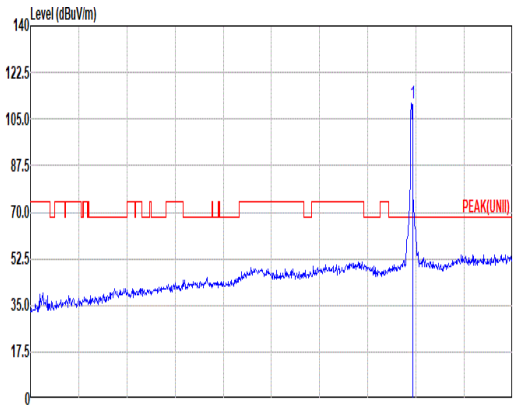
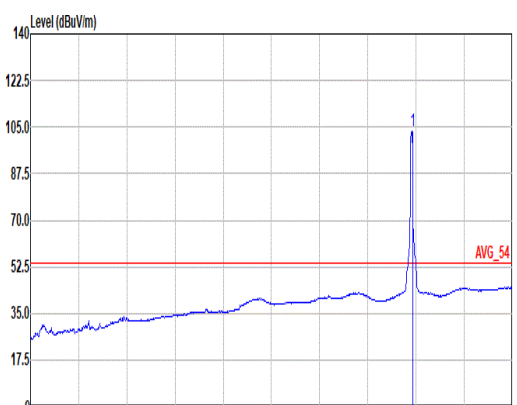


Mode	109																																																																																																																																					
	Harmonic																																																																																																																																					
	U-NII-3_5.725-5.85_802.11ax HE20_CH149_106/53_5745MHz																																																																																																																																					
ANT	1																																																																																																																																					
Pol.	Horizontal	Vertical																																																																																																																																				
Peak Avg.	<p>Site : 03CH21-HY Condition: PEAK(UNII) 3m DRH18-E_LE2C03A18EN_240711 HORIZONTAL</p> <table border="1"> <thead> <tr> <th>Limit</th> <th>Read</th> <th>Ant</th> <th>Cable</th> <th>Preamp</th> <th>Aux</th> <th>APos</th> <th>TPos</th> <th>Remark</th> </tr> <tr> <th>Freq</th> <th>Level</th> <th>Line Margin</th> <th>Level</th> <th>Factor</th> <th>Loss Factor</th> <th>Factor</th> <th></th> <th></th> </tr> <tr> <th>MHz</th> <th>dBuV/m</th> <th>dBuV/m</th> <th>dB</th> <th>dBuV</th> <th>dB/m</th> <th>dB</th> <th>dB</th> <th>dB</th> </tr> </thead> <tbody> <tr> <td>1</td> <td>11490.00</td> <td>52.03</td> <td>74.00</td> <td>-21.97</td> <td>34.20</td> <td>38.50</td> <td>19.50</td> <td>40.61</td> <td>0.44</td> <td>--</td> <td>--</td> <td>PEAK</td> </tr> <tr> <td>2</td> <td>11490.00</td> <td>40.16</td> <td>54.00</td> <td>-13.84</td> <td>22.33</td> <td>38.50</td> <td>19.50</td> <td>40.61</td> <td>0.44</td> <td>--</td> <td>--</td> <td>AVERAGE</td> </tr> <tr> <td>3</td> <td>17235.00</td> <td>51.95</td> <td>68.20</td> <td>-16.25</td> <td>34.78</td> <td>39.87</td> <td>24.01</td> <td>47.17</td> <td>0.46</td> <td>--</td> <td>--</td> <td>PEAK</td> </tr> </tbody> </table>	Limit	Read	Ant	Cable	Preamp	Aux	APos	TPos	Remark	Freq	Level	Line Margin	Level	Factor	Loss Factor	Factor			MHz	dBuV/m	dBuV/m	dB	dBuV	dB/m	dB	dB	dB	1	11490.00	52.03	74.00	-21.97	34.20	38.50	19.50	40.61	0.44	--	--	PEAK	2	11490.00	40.16	54.00	-13.84	22.33	38.50	19.50	40.61	0.44	--	--	AVERAGE	3	17235.00	51.95	68.20	-16.25	34.78	39.87	24.01	47.17	0.46	--	--	PEAK	<p>Site : 03CH21-HY Condition: PEAK(UNII) 3m DRH18-E_LE2C03A18EN_240711 VERTICAL</p> <table border="1"> <thead> <tr> <th>Limit</th> <th>Read</th> <th>Ant</th> <th>Cable</th> <th>Preamp</th> <th>Aux</th> <th>APos</th> <th>TPos</th> <th>Remark</th> </tr> <tr> <th>Freq</th> <th>Level</th> <th>Line Margin</th> <th>Level</th> <th>Factor</th> <th>Loss Factor</th> <th>Factor</th> <th></th> <th></th> </tr> <tr> <th>MHz</th> <th>dBuV/m</th> <th>dBuV/m</th> <th>dB</th> <th>dBuV</th> <th>dB/m</th> <th>dB</th> <th>dB</th> <th>dB</th> </tr> </thead> <tbody> <tr> <td>1</td> <td>11490.00</td> <td>51.29</td> <td>74.00</td> <td>-22.71</td> <td>33.46</td> <td>38.50</td> <td>19.50</td> <td>40.61</td> <td>0.44</td> <td>--</td> <td>--</td> <td>PEAK</td> </tr> <tr> <td>2</td> <td>11490.00</td> <td>40.12</td> <td>54.00</td> <td>-13.88</td> <td>22.29</td> <td>38.50</td> <td>19.50</td> <td>40.61</td> <td>0.44</td> <td>--</td> <td>--</td> <td>AVERAGE</td> </tr> <tr> <td>3</td> <td>17235.00</td> <td>53.00</td> <td>68.20</td> <td>-15.20</td> <td>35.83</td> <td>39.87</td> <td>24.01</td> <td>47.17</td> <td>0.46</td> <td>--</td> <td>--</td> <td>PEAK</td> </tr> </tbody> </table>	Limit	Read	Ant	Cable	Preamp	Aux	APos	TPos	Remark	Freq	Level	Line Margin	Level	Factor	Loss Factor	Factor			MHz	dBuV/m	dBuV/m	dB	dBuV	dB/m	dB	dB	dB	1	11490.00	51.29	74.00	-22.71	33.46	38.50	19.50	40.61	0.44	--	--	PEAK	2	11490.00	40.12	54.00	-13.88	22.29	38.50	19.50	40.61	0.44	--	--	AVERAGE	3	17235.00	53.00	68.20	-15.20	35.83	39.87	24.01	47.17	0.46	--	--	PEAK
	Limit	Read	Ant	Cable	Preamp	Aux	APos	TPos	Remark																																																																																																																													
Freq	Level	Line Margin	Level	Factor	Loss Factor	Factor																																																																																																																																
MHz	dBuV/m	dBuV/m	dB	dBuV	dB/m	dB	dB	dB																																																																																																																														
1	11490.00	52.03	74.00	-21.97	34.20	38.50	19.50	40.61	0.44	--	--	PEAK																																																																																																																										
2	11490.00	40.16	54.00	-13.84	22.33	38.50	19.50	40.61	0.44	--	--	AVERAGE																																																																																																																										
3	17235.00	51.95	68.20	-16.25	34.78	39.87	24.01	47.17	0.46	--	--	PEAK																																																																																																																										
Limit	Read	Ant	Cable	Preamp	Aux	APos	TPos	Remark																																																																																																																														
Freq	Level	Line Margin	Level	Factor	Loss Factor	Factor																																																																																																																																
MHz	dBuV/m	dBuV/m	dB	dBuV	dB/m	dB	dB	dB																																																																																																																														
1	11490.00	51.29	74.00	-22.71	33.46	38.50	19.50	40.61	0.44	--	--	PEAK																																																																																																																										
2	11490.00	40.12	54.00	-13.88	22.29	38.50	19.50	40.61	0.44	--	--	AVERAGE																																																																																																																										
3	17235.00	53.00	68.20	-15.20	35.83	39.87	24.01	47.17	0.46	--	--	PEAK																																																																																																																										



Mode	109	
	Harmonic	
	U-NII-3_5.725-5.85_802.11ax HE20_CH149_106/53_5745MHz	
ANT	1	
Pol.	Horizontal	Vertical
10.6G ~18G Avg.	<p>Site : 03CH21-HY Condition: AVG_54 3m DRH18-E_LE2C03A18EN_240711 HORIZONTAL</p>	<p>Site : 03CH21-HY Condition: AVG_54 3m DRH18-E_LE2C03A18EN_240711 VERTICAL</p>

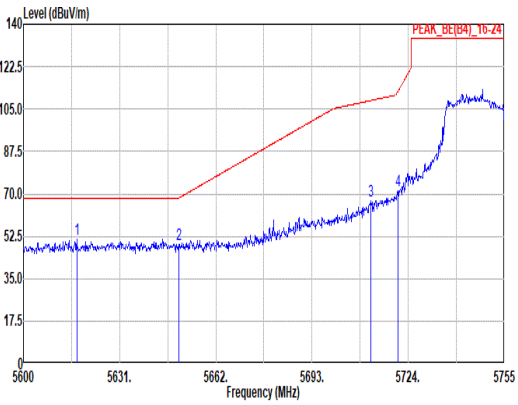
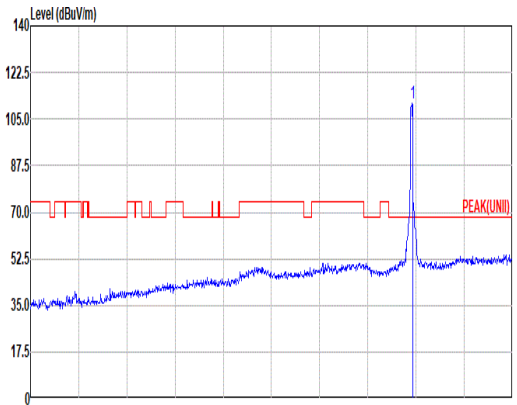
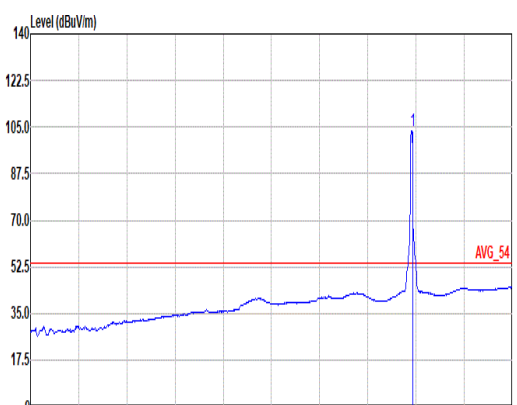


Mode	110																																																																																																										
	Band Edge - L																																																																																																										
	U-NII-3_5.725-5.85_802.11ax HE40_CH151_242/61_5755MHz																																																																																																										
ANT	1																																																																																																										
Pol.	Horizontal	Fundamental																																																																																																									
Peak	 <p>Site : 03CH21-HY Condition: PEAK_BE(B4)_16-24 3m DRH18-E_LE2C03A18EN_240711 HORIZONTAL : RBW:1000.000kHz VBW:3000.000kHz SWT:Auto</p> <table border="1"> <thead> <tr> <th></th> <th>Limit</th> <th>Read</th> <th>Ant</th> <th>Cable</th> <th>Preamp</th> <th>Aux</th> <th>APos</th> <th>TPos</th> <th>Remark</th> </tr> <tr> <th>Freq</th> <th>Level</th> <th>Line Margin</th> <th>Level</th> <th>Factor</th> <th>Loss</th> <th>Factor</th> <th>Factor</th> <th>cm</th> <th>deg</th> </tr> </thead> <tbody> <tr> <td>1</td> <td>5622.32</td> <td>50.63</td> <td>68.20</td> <td>-17.57</td> <td>38.96</td> <td>33.03</td> <td>13.58</td> <td>34.94</td> <td>0.00</td> <td>108</td> <td>79</td> <td>PEAK</td> </tr> <tr> <td>2</td> <td>5650.53</td> <td>49.43</td> <td>68.59</td> <td>-19.16</td> <td>37.58</td> <td>33.20</td> <td>13.61</td> <td>34.96</td> <td>0.00</td> <td>108</td> <td>79</td> <td>PEAK</td> </tr> <tr> <td>3</td> <td>5711.91</td> <td>67.49</td> <td>108.54</td> <td>-41.05</td> <td>55.27</td> <td>33.55</td> <td>13.68</td> <td>35.01</td> <td>0.00</td> <td>108</td> <td>79</td> <td>PEAK</td> </tr> <tr> <td>4</td> <td>5720.75</td> <td>70.54</td> <td>112.50</td> <td>-41.96</td> <td>58.29</td> <td>33.58</td> <td>13.69</td> <td>35.02</td> <td>0.00</td> <td>108</td> <td>79</td> <td>PEAK</td> </tr> </tbody> </table>		Limit	Read	Ant	Cable	Preamp	Aux	APos	TPos	Remark	Freq	Level	Line Margin	Level	Factor	Loss	Factor	Factor	cm	deg	1	5622.32	50.63	68.20	-17.57	38.96	33.03	13.58	34.94	0.00	108	79	PEAK	2	5650.53	49.43	68.59	-19.16	37.58	33.20	13.61	34.96	0.00	108	79	PEAK	3	5711.91	67.49	108.54	-41.05	55.27	33.55	13.68	35.01	0.00	108	79	PEAK	4	5720.75	70.54	112.50	-41.96	58.29	33.58	13.69	35.02	0.00	108	79	PEAK	 <p>Site : 03CH21-HY Condition: PEAK(UNII) 3m DRH18-E_LE2C03A18EN_240711 HORIZONTAL : RBW:1000.000kHz VBW:3000.000kHz SWT:Auto</p> <table border="1"> <thead> <tr> <th></th> <th>Limit</th> <th>Read</th> <th>Ant</th> <th>Cable</th> <th>Preamp</th> <th>Aux</th> <th>APos</th> <th>TPos</th> <th>Remark</th> </tr> <tr> <th>Freq</th> <th>Level</th> <th>Line Margin</th> <th>Level</th> <th>Factor</th> <th>Loss</th> <th>Factor</th> <th>Factor</th> <th>cm</th> <th>deg</th> </tr> </thead> <tbody> <tr> <td>1</td> <td>5755.00</td> <td>110.90</td> <td>-----</td> <td>-----</td> <td>98.56</td> <td>33.66</td> <td>13.72</td> <td>35.04</td> <td>0.00</td> <td>108</td> <td>79</td> <td>PEAK</td> </tr> </tbody> </table>		Limit	Read	Ant	Cable	Preamp	Aux	APos	TPos	Remark	Freq	Level	Line Margin	Level	Factor	Loss	Factor	Factor	cm	deg	1	5755.00	110.90	-----	-----	98.56	33.66	13.72	35.04	0.00	108	79	PEAK
	Limit	Read	Ant	Cable	Preamp	Aux	APos	TPos	Remark																																																																																																		
Freq	Level	Line Margin	Level	Factor	Loss	Factor	Factor	cm	deg																																																																																																		
1	5622.32	50.63	68.20	-17.57	38.96	33.03	13.58	34.94	0.00	108	79	PEAK																																																																																															
2	5650.53	49.43	68.59	-19.16	37.58	33.20	13.61	34.96	0.00	108	79	PEAK																																																																																															
3	5711.91	67.49	108.54	-41.05	55.27	33.55	13.68	35.01	0.00	108	79	PEAK																																																																																															
4	5720.75	70.54	112.50	-41.96	58.29	33.58	13.69	35.02	0.00	108	79	PEAK																																																																																															
	Limit	Read	Ant	Cable	Preamp	Aux	APos	TPos	Remark																																																																																																		
Freq	Level	Line Margin	Level	Factor	Loss	Factor	Factor	cm	deg																																																																																																		
1	5755.00	110.90	-----	-----	98.56	33.66	13.72	35.04	0.00	108	79	PEAK																																																																																															
Avg.	Blank	 <p>Site : 03CH21-HY Condition: AVG_54 3m DRH18-E_LE2C03A18EN_240711 HORIZONTAL : RBW:1000.000kHz VBW:0.010kHz SWT:Auto</p> <table border="1"> <thead> <tr> <th></th> <th>Limit</th> <th>Read</th> <th>Ant</th> <th>Cable</th> <th>Preamp</th> <th>Aux</th> <th>APos</th> <th>TPos</th> <th>Remark</th> </tr> <tr> <th>Freq</th> <th>Level</th> <th>Line Margin</th> <th>Level</th> <th>Factor</th> <th>Loss</th> <th>Factor</th> <th>Factor</th> <th>cm</th> <th>deg</th> </tr> </thead> <tbody> <tr> <td>1</td> <td>5755.00</td> <td>103.40</td> <td>-----</td> <td>-----</td> <td>91.03</td> <td>33.68</td> <td>13.73</td> <td>35.04</td> <td>0.00</td> <td>108</td> <td>79</td> <td>AVERAGE</td> </tr> </tbody> </table>		Limit	Read	Ant	Cable	Preamp	Aux	APos	TPos	Remark	Freq	Level	Line Margin	Level	Factor	Loss	Factor	Factor	cm	deg	1	5755.00	103.40	-----	-----	91.03	33.68	13.73	35.04	0.00	108	79	AVERAGE																																																																								
	Limit	Read	Ant	Cable	Preamp	Aux	APos	TPos	Remark																																																																																																		
Freq	Level	Line Margin	Level	Factor	Loss	Factor	Factor	cm	deg																																																																																																		
1	5755.00	103.40	-----	-----	91.03	33.68	13.73	35.04	0.00	108	79	AVERAGE																																																																																															



Mode	110																																																																									
	Band Edge - R																																																																									
	U-NII-3_5.725-5.85_802.11ax HE40_CH151_242/61_5755MHz																																																																									
ANT	1																																																																									
Pol.	Horizontal	Fundamental																																																																								
Peak	<p>Site : 03CH21-HY Condition: PEAK_BE(B4)_16-24 3m DRH18-E_LE2C03A18EN_240711 HORIZONTAL : RBW:1000.000kHz VBW:3000.000kHz SWT:Auto</p> <table border="1"> <thead> <tr> <th>Limit</th> <th>Read</th> <th>Ant</th> <th>Cable</th> <th>Preamp</th> <th>Aux</th> <th>APos</th> <th>TPos</th> <th>Remark</th> </tr> <tr> <th>Freq</th> <th>Level</th> <th>Line Margin</th> <th>Level</th> <th>Factor</th> <th>Loss Factor</th> <th>Factor</th> <th></th> <th></th> </tr> <tr> <th>MHz</th> <th>dBuV/m</th> <th>dBuV/m</th> <th>dB</th> <th>dBuV</th> <th>dB/m</th> <th>dB</th> <th>dB</th> <th>cm</th> <th>deg</th> </tr> </thead> <tbody> <tr> <td>1 5854.45</td> <td>48.11</td> <td>112.05</td> <td>-63.94</td> <td>35.68</td> <td>33.70</td> <td>13.86</td> <td>35.13</td> <td>0.00</td> <td>108</td> <td>79 PEAK</td> </tr> <tr> <td>2 5873.56</td> <td>49.21</td> <td>105.60</td> <td>-56.39</td> <td>36.78</td> <td>33.70</td> <td>13.88</td> <td>35.15</td> <td>0.00</td> <td>108</td> <td>79 PEAK</td> </tr> <tr> <td>3 5924.46</td> <td>49.12</td> <td>68.60</td> <td>-19.48</td> <td>36.73</td> <td>33.65</td> <td>13.94</td> <td>35.20</td> <td>0.00</td> <td>108</td> <td>79 PEAK</td> </tr> <tr> <td>4 5936.94</td> <td>50.15</td> <td>68.20</td> <td>-18.05</td> <td>37.78</td> <td>33.63</td> <td>13.95</td> <td>35.21</td> <td>0.00</td> <td>108</td> <td>79 PEAK</td> </tr> </tbody> </table>	Limit	Read	Ant	Cable	Preamp	Aux	APos	TPos	Remark	Freq	Level	Line Margin	Level	Factor	Loss Factor	Factor			MHz	dBuV/m	dBuV/m	dB	dBuV	dB/m	dB	dB	cm	deg	1 5854.45	48.11	112.05	-63.94	35.68	33.70	13.86	35.13	0.00	108	79 PEAK	2 5873.56	49.21	105.60	-56.39	36.78	33.70	13.88	35.15	0.00	108	79 PEAK	3 5924.46	49.12	68.60	-19.48	36.73	33.65	13.94	35.20	0.00	108	79 PEAK	4 5936.94	50.15	68.20	-18.05	37.78	33.63	13.95	35.21	0.00	108	79 PEAK	Blank
Limit	Read	Ant	Cable	Preamp	Aux	APos	TPos	Remark																																																																		
Freq	Level	Line Margin	Level	Factor	Loss Factor	Factor																																																																				
MHz	dBuV/m	dBuV/m	dB	dBuV	dB/m	dB	dB	cm	deg																																																																	
1 5854.45	48.11	112.05	-63.94	35.68	33.70	13.86	35.13	0.00	108	79 PEAK																																																																
2 5873.56	49.21	105.60	-56.39	36.78	33.70	13.88	35.15	0.00	108	79 PEAK																																																																
3 5924.46	49.12	68.60	-19.48	36.73	33.65	13.94	35.20	0.00	108	79 PEAK																																																																
4 5936.94	50.15	68.20	-18.05	37.78	33.63	13.95	35.21	0.00	108	79 PEAK																																																																



Mode	110																																																																																																										
	Band Edge - L																																																																																																										
	U-NII-3_5.725-5.85_802.11ax HE40_CH151_242/61_5755MHz																																																																																																										
ANT	1																																																																																																										
Pol.	Vertical	Fundamental																																																																																																									
Peak	 <p>Level (dBuV/m)</p> <p>Frequency (MHz)</p> <p>PEAK_BE(B4)_16-24</p> <p>Site : 03CH21-HY Condition: PEAK_BE(B4)_16-24 3m DRH18-E_LE2C03A18EN_240711 VERTICAL : RBW:1000.000kHz VBW:3000.000kHz SWT:Auto</p> <table border="1"> <thead> <tr> <th></th> <th>Limit</th> <th>Read</th> <th>Ant</th> <th>Cable</th> <th>Preamp</th> <th>Aux</th> <th>APos</th> <th>TPos</th> <th>Remark</th> </tr> <tr> <th>Freq</th> <th>Level</th> <th>Line Margin</th> <th>Level</th> <th>Factor</th> <th>Loss</th> <th>Factor</th> <th>Factor</th> <th>cm</th> <th>deg</th> </tr> </thead> <tbody> <tr> <td>1</td> <td>5617.21</td> <td>51.10</td> <td>68.20</td> <td>-17.10</td> <td>39.46</td> <td>33.00</td> <td>13.57</td> <td>34.93</td> <td>0.00</td> <td>294</td> <td>263</td> <td>PEAK</td> </tr> <tr> <td>2</td> <td>5650.07</td> <td>49.18</td> <td>68.25</td> <td>-19.07</td> <td>37.33</td> <td>33.20</td> <td>13.61</td> <td>34.96</td> <td>0.00</td> <td>294</td> <td>263</td> <td>PEAK</td> </tr> <tr> <td>3</td> <td>5711.91</td> <td>67.16</td> <td>108.54</td> <td>-41.38</td> <td>54.94</td> <td>33.55</td> <td>13.68</td> <td>35.01</td> <td>0.00</td> <td>294</td> <td>263</td> <td>PEAK</td> </tr> <tr> <td>4</td> <td>5720.59</td> <td>71.56</td> <td>112.15</td> <td>-40.59</td> <td>59.31</td> <td>33.58</td> <td>13.69</td> <td>35.02</td> <td>0.00</td> <td>294</td> <td>263</td> <td>PEAK</td> </tr> </tbody> </table>		Limit	Read	Ant	Cable	Preamp	Aux	APos	TPos	Remark	Freq	Level	Line Margin	Level	Factor	Loss	Factor	Factor	cm	deg	1	5617.21	51.10	68.20	-17.10	39.46	33.00	13.57	34.93	0.00	294	263	PEAK	2	5650.07	49.18	68.25	-19.07	37.33	33.20	13.61	34.96	0.00	294	263	PEAK	3	5711.91	67.16	108.54	-41.38	54.94	33.55	13.68	35.01	0.00	294	263	PEAK	4	5720.59	71.56	112.15	-40.59	59.31	33.58	13.69	35.02	0.00	294	263	PEAK	 <p>Level (dBuV/m)</p> <p>Frequency (MHz)</p> <p>PEAK(U)11</p> <p>Site : 03CH21-HY Condition: PEAK(U)11 3m DRH18-E_LE2C03A18EN_240711 VERTICAL : RBW:1000.000kHz VBW:3000.000kHz SWT:Auto</p> <table border="1"> <thead> <tr> <th></th> <th>Limit</th> <th>Read</th> <th>Ant</th> <th>Cable</th> <th>Preamp</th> <th>Aux</th> <th>APos</th> <th>TPos</th> <th>Remark</th> </tr> <tr> <th>Freq</th> <th>Level</th> <th>Line Margin</th> <th>Level</th> <th>Factor</th> <th>Loss</th> <th>Factor</th> <th>Factor</th> <th>cm</th> <th>deg</th> </tr> </thead> <tbody> <tr> <td>1</td> <td>5755.00</td> <td>110.73</td> <td>-----</td> <td>-----</td> <td>98.35</td> <td>33.70</td> <td>13.73</td> <td>35.05</td> <td>0.00</td> <td>294</td> <td>263</td> <td>PEAK</td> </tr> </tbody> </table>		Limit	Read	Ant	Cable	Preamp	Aux	APos	TPos	Remark	Freq	Level	Line Margin	Level	Factor	Loss	Factor	Factor	cm	deg	1	5755.00	110.73	-----	-----	98.35	33.70	13.73	35.05	0.00	294	263	PEAK
	Limit	Read	Ant	Cable	Preamp	Aux	APos	TPos	Remark																																																																																																		
Freq	Level	Line Margin	Level	Factor	Loss	Factor	Factor	cm	deg																																																																																																		
1	5617.21	51.10	68.20	-17.10	39.46	33.00	13.57	34.93	0.00	294	263	PEAK																																																																																															
2	5650.07	49.18	68.25	-19.07	37.33	33.20	13.61	34.96	0.00	294	263	PEAK																																																																																															
3	5711.91	67.16	108.54	-41.38	54.94	33.55	13.68	35.01	0.00	294	263	PEAK																																																																																															
4	5720.59	71.56	112.15	-40.59	59.31	33.58	13.69	35.02	0.00	294	263	PEAK																																																																																															
	Limit	Read	Ant	Cable	Preamp	Aux	APos	TPos	Remark																																																																																																		
Freq	Level	Line Margin	Level	Factor	Loss	Factor	Factor	cm	deg																																																																																																		
1	5755.00	110.73	-----	-----	98.35	33.70	13.73	35.05	0.00	294	263	PEAK																																																																																															
Avg.	Blank	 <p>Level (dBuV/m)</p> <p>Frequency (MHz)</p> <p>AVG_54</p> <p>Site : 03CH21-HY Condition: AVG_54 3m DRH18-E_LE2C03A18EN_240711 VERTICAL : RBW:1000.000kHz VBW:0.010kHz SWT:Auto</p> <table border="1"> <thead> <tr> <th></th> <th>Limit</th> <th>Read</th> <th>Ant</th> <th>Cable</th> <th>Preamp</th> <th>Aux</th> <th>APos</th> <th>TPos</th> <th>Remark</th> </tr> <tr> <th>Freq</th> <th>Level</th> <th>Line Margin</th> <th>Level</th> <th>Factor</th> <th>Loss</th> <th>Factor</th> <th>Factor</th> <th>cm</th> <th>deg</th> </tr> </thead> <tbody> <tr> <td>1</td> <td>5755.00</td> <td>103.72</td> <td>-----</td> <td>-----</td> <td>91.35</td> <td>33.68</td> <td>13.73</td> <td>35.04</td> <td>0.00</td> <td>294</td> <td>263</td> <td>AVERAGE</td> </tr> </tbody> </table>		Limit	Read	Ant	Cable	Preamp	Aux	APos	TPos	Remark	Freq	Level	Line Margin	Level	Factor	Loss	Factor	Factor	cm	deg	1	5755.00	103.72	-----	-----	91.35	33.68	13.73	35.04	0.00	294	263	AVERAGE																																																																								
	Limit	Read	Ant	Cable	Preamp	Aux	APos	TPos	Remark																																																																																																		
Freq	Level	Line Margin	Level	Factor	Loss	Factor	Factor	cm	deg																																																																																																		
1	5755.00	103.72	-----	-----	91.35	33.68	13.73	35.04	0.00	294	263	AVERAGE																																																																																															



Mode	110																																																																	
	Band Edge - R																																																																	
	U-NII-3_5.725-5.85_802.11ax HE40_CH151_242/61_5755MHz																																																																	
ANT	1																																																																	
Pol.	Vertical	Fundamental																																																																
Peak	<p>Site : 03CH21-HY Condition: PEAK_BE(B4)_16-24 3m DRH18-E_LE2C03A18EN_240711 VERTICAL : RBW:1000.000kHz VBW:3000.000kHz SWT:Auto</p> <table border="1"> <thead> <tr> <th rowspan="2">Freq</th> <th rowspan="2">Level</th> <th colspan="2">Limit</th> <th rowspan="2">Read Level</th> <th rowspan="2">Ant Factor</th> <th rowspan="2">Cable Loss</th> <th rowspan="2">Preamp Factor</th> <th rowspan="2">Aux Factor</th> <th rowspan="2">APos</th> <th rowspan="2">TPos</th> <th rowspan="2">Remark</th> </tr> <tr> <th>dBuV/m</th> <th>dB</th> <th>dBuV</th> <th>dB/m</th> </tr> </thead> <tbody> <tr> <td>1</td> <td>5854.45</td> <td>48.64</td> <td>112.05</td> <td>-63.41</td> <td>36.21</td> <td>33.70</td> <td>13.86</td> <td>35.13</td> <td>0.00</td> <td>294</td> <td>263 PEAK</td> </tr> <tr> <td>2</td> <td>5874.54</td> <td>50.43</td> <td>105.33</td> <td>-54.90</td> <td>38.00</td> <td>33.70</td> <td>13.88</td> <td>35.15</td> <td>0.00</td> <td>294</td> <td>263 PEAK</td> </tr> <tr> <td>3</td> <td>5924.65</td> <td>49.28</td> <td>68.46</td> <td>-19.18</td> <td>36.89</td> <td>33.65</td> <td>13.94</td> <td>35.20</td> <td>0.00</td> <td>294</td> <td>263 PEAK</td> </tr> <tr> <td>4</td> <td>5930.50</td> <td>49.57</td> <td>68.20</td> <td>-18.63</td> <td>37.18</td> <td>33.64</td> <td>13.95</td> <td>35.20</td> <td>0.00</td> <td>294</td> <td>263 PEAK</td> </tr> </tbody> </table>	Freq	Level	Limit		Read Level	Ant Factor	Cable Loss	Preamp Factor	Aux Factor	APos	TPos	Remark	dBuV/m	dB	dBuV	dB/m	1	5854.45	48.64	112.05	-63.41	36.21	33.70	13.86	35.13	0.00	294	263 PEAK	2	5874.54	50.43	105.33	-54.90	38.00	33.70	13.88	35.15	0.00	294	263 PEAK	3	5924.65	49.28	68.46	-19.18	36.89	33.65	13.94	35.20	0.00	294	263 PEAK	4	5930.50	49.57	68.20	-18.63	37.18	33.64	13.95	35.20	0.00	294	263 PEAK	Blank
Freq	Level			Limit										Read Level	Ant Factor	Cable Loss	Preamp Factor	Aux Factor	APos	TPos	Remark																																													
		dBuV/m	dB	dBuV	dB/m																																																													
1	5854.45	48.64	112.05	-63.41	36.21	33.70	13.86	35.13	0.00	294	263 PEAK																																																							
2	5874.54	50.43	105.33	-54.90	38.00	33.70	13.88	35.15	0.00	294	263 PEAK																																																							
3	5924.65	49.28	68.46	-19.18	36.89	33.65	13.94	35.20	0.00	294	263 PEAK																																																							
4	5930.50	49.57	68.20	-18.63	37.18	33.64	13.95	35.20	0.00	294	263 PEAK																																																							



Mode	110																																																																																																																																					
	Harmonic																																																																																																																																					
	U-NII-3_5.725-5.85_802.11ax HE40_CH151_242/61_5755MHz																																																																																																																																					
ANT	1																																																																																																																																					
Pol.	Horizontal	Vertical																																																																																																																																				
Peak Avg.	<p>Site : 03CH21-HY Condition: PEAK(UNII) 3m DRH18-E_LE2C03A18EN_240711 HORIZONTAL</p> <table border="1"> <thead> <tr> <th>Limit</th> <th>Read</th> <th>Ant</th> <th>Cable</th> <th>Preamp</th> <th>Aux</th> <th>APos</th> <th>TPos</th> <th>Remark</th> </tr> <tr> <th>Freq</th> <th>Level</th> <th>Line Margin</th> <th>Level</th> <th>Factor</th> <th>Loss Factor</th> <th>Factor</th> <th></th> <th></th> </tr> <tr> <th>MHz</th> <th>dBuV/m</th> <th>dBuV/m</th> <th>dB</th> <th>dBuV</th> <th>dB/m</th> <th>dB</th> <th>dB</th> <th>dB</th> </tr> </thead> <tbody> <tr> <td>1</td> <td>11510.00</td> <td>50.55</td> <td>74.00</td> <td>-23.45</td> <td>32.74</td> <td>38.50</td> <td>19.51</td> <td>40.63</td> <td>0.43</td> <td>--</td> <td>--</td> <td>PEAK</td> </tr> <tr> <td>2</td> <td>11510.00</td> <td>40.10</td> <td>54.00</td> <td>-13.90</td> <td>22.29</td> <td>38.50</td> <td>19.51</td> <td>40.63</td> <td>0.43</td> <td>--</td> <td>--</td> <td>AVERAGE</td> </tr> <tr> <td>3</td> <td>17265.00</td> <td>52.94</td> <td>68.20</td> <td>-15.26</td> <td>35.79</td> <td>39.90</td> <td>24.03</td> <td>47.24</td> <td>0.46</td> <td>--</td> <td>--</td> <td>PEAK</td> </tr> </tbody> </table>	Limit	Read	Ant	Cable	Preamp	Aux	APos	TPos	Remark	Freq	Level	Line Margin	Level	Factor	Loss Factor	Factor			MHz	dBuV/m	dBuV/m	dB	dBuV	dB/m	dB	dB	dB	1	11510.00	50.55	74.00	-23.45	32.74	38.50	19.51	40.63	0.43	--	--	PEAK	2	11510.00	40.10	54.00	-13.90	22.29	38.50	19.51	40.63	0.43	--	--	AVERAGE	3	17265.00	52.94	68.20	-15.26	35.79	39.90	24.03	47.24	0.46	--	--	PEAK	<p>Site : 03CH21-HY Condition: PEAK(UNII) 3m DRH18-E_LE2C03A18EN_240711 VERTICAL</p> <table border="1"> <thead> <tr> <th>Limit</th> <th>Read</th> <th>Ant</th> <th>Cable</th> <th>Preamp</th> <th>Aux</th> <th>APos</th> <th>TPos</th> <th>Remark</th> </tr> <tr> <th>Freq</th> <th>Level</th> <th>Line Margin</th> <th>Level</th> <th>Factor</th> <th>Loss Factor</th> <th>Factor</th> <th></th> <th></th> </tr> <tr> <th>MHz</th> <th>dBuV/m</th> <th>dBuV/m</th> <th>dB</th> <th>dBuV</th> <th>dB/m</th> <th>dB</th> <th>dB</th> <th>dB</th> </tr> </thead> <tbody> <tr> <td>1</td> <td>11510.00</td> <td>51.71</td> <td>74.00</td> <td>-22.29</td> <td>33.90</td> <td>38.50</td> <td>19.51</td> <td>40.63</td> <td>0.43</td> <td>--</td> <td>--</td> <td>PEAK</td> </tr> <tr> <td>2</td> <td>11510.00</td> <td>40.12</td> <td>54.00</td> <td>-13.88</td> <td>22.31</td> <td>38.50</td> <td>19.51</td> <td>40.63</td> <td>0.43</td> <td>--</td> <td>--</td> <td>AVERAGE</td> </tr> <tr> <td>3</td> <td>17265.00</td> <td>52.46</td> <td>68.20</td> <td>-15.74</td> <td>35.31</td> <td>39.90</td> <td>24.03</td> <td>47.24</td> <td>0.46</td> <td>--</td> <td>--</td> <td>PEAK</td> </tr> </tbody> </table>	Limit	Read	Ant	Cable	Preamp	Aux	APos	TPos	Remark	Freq	Level	Line Margin	Level	Factor	Loss Factor	Factor			MHz	dBuV/m	dBuV/m	dB	dBuV	dB/m	dB	dB	dB	1	11510.00	51.71	74.00	-22.29	33.90	38.50	19.51	40.63	0.43	--	--	PEAK	2	11510.00	40.12	54.00	-13.88	22.31	38.50	19.51	40.63	0.43	--	--	AVERAGE	3	17265.00	52.46	68.20	-15.74	35.31	39.90	24.03	47.24	0.46	--	--	PEAK
	Limit	Read	Ant	Cable	Preamp	Aux	APos	TPos	Remark																																																																																																																													
Freq	Level	Line Margin	Level	Factor	Loss Factor	Factor																																																																																																																																
MHz	dBuV/m	dBuV/m	dB	dBuV	dB/m	dB	dB	dB																																																																																																																														
1	11510.00	50.55	74.00	-23.45	32.74	38.50	19.51	40.63	0.43	--	--	PEAK																																																																																																																										
2	11510.00	40.10	54.00	-13.90	22.29	38.50	19.51	40.63	0.43	--	--	AVERAGE																																																																																																																										
3	17265.00	52.94	68.20	-15.26	35.79	39.90	24.03	47.24	0.46	--	--	PEAK																																																																																																																										
Limit	Read	Ant	Cable	Preamp	Aux	APos	TPos	Remark																																																																																																																														
Freq	Level	Line Margin	Level	Factor	Loss Factor	Factor																																																																																																																																
MHz	dBuV/m	dBuV/m	dB	dBuV	dB/m	dB	dB	dB																																																																																																																														
1	11510.00	51.71	74.00	-22.29	33.90	38.50	19.51	40.63	0.43	--	--	PEAK																																																																																																																										
2	11510.00	40.12	54.00	-13.88	22.31	38.50	19.51	40.63	0.43	--	--	AVERAGE																																																																																																																										
3	17265.00	52.46	68.20	-15.74	35.31	39.90	24.03	47.24	0.46	--	--	PEAK																																																																																																																										



Mode	110	
	Harmonic	
	U-NII-3_5.725-5.85_802.11ax HE40_CH151_242/61_5755MHz	
ANT	1	
Pol.	Horizontal	Vertical
10.6G ~18G Avg.	<p>Site : 03CH21-HY Condition: AVG_54 3m DRH18-E_LE2C03A18EN_240711 HORIZONTAL</p>	<p>Site : 03CH21-HY Condition: AVG_54 3m DRH18-E_LE2C03A18EN_240711 VERTICAL</p>



	111																																																																																																																									
Mode	Band Edge - L																																																																																																																									
	U-NII-3_5.725-5.85_802.11ax HE80_CH155_484/65_5775MHz																																																																																																																									
ANT	1																																																																																																																									
Pol.	Horizontal	Fundamental																																																																																																																								
Peak	<p>Site : 03CH21-HY Condition: PEAK_BE(B4)_16-24 3m DRH18-E_LE2C03A18EN_240711 HORIZONTAL : RBW:1000.000kHz VBW:3000.000kHz SWT:Auto</p> <table border="1"> <thead> <tr> <th></th> <th>Limit</th> <th>Read</th> <th>Ant</th> <th>Cable</th> <th>Preamp</th> <th>Aux</th> <th>Apos</th> <th>Tpos</th> <th></th> </tr> <tr> <th>Freq</th> <th>Level</th> <th>Line Margin</th> <th>Level</th> <th>Loss Factor</th> <th>Loss Factor</th> <th>Factor</th> <th>Factor</th> <th>Factor</th> <th>Remark</th> </tr> <tr> <th>MHz</th> <th>dBuV/m</th> <th>dBuV/m</th> <th>dB</th> <th>dBuV</th> <th>dB/m</th> <th>dB</th> <th>dB</th> <th>dB</th> <th>cm</th> </tr> </thead> <tbody> <tr> <td>1</td> <td>5649.53</td> <td>53.29</td> <td>68.20</td> <td>-14.91</td> <td>41.44</td> <td>33.20</td> <td>13.61</td> <td>34.96</td> <td>0.00</td> <td>100</td> <td>72 PEAK</td> </tr> <tr> <td>2</td> <td>5650.05</td> <td>50.01</td> <td>68.24</td> <td>-18.23</td> <td>38.16</td> <td>33.20</td> <td>13.61</td> <td>34.96</td> <td>0.00</td> <td>100</td> <td>72 PEAK</td> </tr> <tr> <td>3</td> <td>5706.05</td> <td>59.16</td> <td>106.90</td> <td>-47.74</td> <td>46.97</td> <td>33.52</td> <td>13.68</td> <td>35.01</td> <td>0.00</td> <td>100</td> <td>72 PEAK</td> </tr> <tr> <td>4</td> <td>5721.98</td> <td>64.05</td> <td>115.30</td> <td>-51.25</td> <td>51.78</td> <td>33.59</td> <td>13.70</td> <td>35.02</td> <td>0.00</td> <td>100</td> <td>72 PEAK</td> </tr> </tbody> </table>		Limit	Read	Ant	Cable	Preamp	Aux	Apos	Tpos		Freq	Level	Line Margin	Level	Loss Factor	Loss Factor	Factor	Factor	Factor	Remark	MHz	dBuV/m	dBuV/m	dB	dBuV	dB/m	dB	dB	dB	cm	1	5649.53	53.29	68.20	-14.91	41.44	33.20	13.61	34.96	0.00	100	72 PEAK	2	5650.05	50.01	68.24	-18.23	38.16	33.20	13.61	34.96	0.00	100	72 PEAK	3	5706.05	59.16	106.90	-47.74	46.97	33.52	13.68	35.01	0.00	100	72 PEAK	4	5721.98	64.05	115.30	-51.25	51.78	33.59	13.70	35.02	0.00	100	72 PEAK	<p>Site : 03CH21-HY Condition: PEAK(U11) 3m DRH18-E_LE2C03A18EN_240711 HORIZONTAL : RBW:1000.000kHz VBW:3000.000kHz SWT:Auto</p> <table border="1"> <thead> <tr> <th></th> <th>Limit</th> <th>Read</th> <th>Ant</th> <th>Cable</th> <th>Preamp</th> <th>Aux</th> <th>Apos</th> <th>Tpos</th> <th></th> </tr> <tr> <th>Freq</th> <th>Level</th> <th>Line Margin</th> <th>Level</th> <th>Loss Factor</th> <th>Loss Factor</th> <th>Factor</th> <th>Factor</th> <th>Factor</th> <th>Remark</th> </tr> <tr> <th>MHz</th> <th>dBuV/m</th> <th>dBuV/m</th> <th>dB</th> <th>dBuV</th> <th>dB/m</th> <th>dB</th> <th>dB</th> <th>dB</th> <th>cm</th> </tr> </thead> <tbody> <tr> <td>1</td> <td>5775.00</td> <td>108.05</td> <td>-----</td> <td>-----</td> <td>95.66</td> <td>33.70</td> <td>13.75</td> <td>35.06</td> <td>0.00</td> <td>100</td> <td>72 PEAK</td> </tr> </tbody> </table>		Limit	Read	Ant	Cable	Preamp	Aux	Apos	Tpos		Freq	Level	Line Margin	Level	Loss Factor	Loss Factor	Factor	Factor	Factor	Remark	MHz	dBuV/m	dBuV/m	dB	dBuV	dB/m	dB	dB	dB	cm	1	5775.00	108.05	-----	-----	95.66	33.70	13.75	35.06	0.00	100	72 PEAK
		Limit	Read	Ant	Cable	Preamp	Aux	Apos	Tpos																																																																																																																	
Freq	Level	Line Margin	Level	Loss Factor	Loss Factor	Factor	Factor	Factor	Remark																																																																																																																	
MHz	dBuV/m	dBuV/m	dB	dBuV	dB/m	dB	dB	dB	cm																																																																																																																	
1	5649.53	53.29	68.20	-14.91	41.44	33.20	13.61	34.96	0.00	100	72 PEAK																																																																																																															
2	5650.05	50.01	68.24	-18.23	38.16	33.20	13.61	34.96	0.00	100	72 PEAK																																																																																																															
3	5706.05	59.16	106.90	-47.74	46.97	33.52	13.68	35.01	0.00	100	72 PEAK																																																																																																															
4	5721.98	64.05	115.30	-51.25	51.78	33.59	13.70	35.02	0.00	100	72 PEAK																																																																																																															
	Limit	Read	Ant	Cable	Preamp	Aux	Apos	Tpos																																																																																																																		
Freq	Level	Line Margin	Level	Loss Factor	Loss Factor	Factor	Factor	Factor	Remark																																																																																																																	
MHz	dBuV/m	dBuV/m	dB	dBuV	dB/m	dB	dB	dB	cm																																																																																																																	
1	5775.00	108.05	-----	-----	95.66	33.70	13.75	35.06	0.00	100	72 PEAK																																																																																																															
Avg.	Blank	<p>Site : 03CH21-HY Condition: AVG_54 3m DRH18-E_LE2C03A18EN_240711 HORIZONTAL : RBW:1000.000kHz VBW:0.010kHz SWT:Auto</p> <table border="1"> <thead> <tr> <th></th> <th>Limit</th> <th>Read</th> <th>Ant</th> <th>Cable</th> <th>Preamp</th> <th>Aux</th> <th>Apos</th> <th>Tpos</th> <th></th> </tr> <tr> <th>Freq</th> <th>Level</th> <th>Line Margin</th> <th>Level</th> <th>Loss Factor</th> <th>Loss Factor</th> <th>Factor</th> <th>Factor</th> <th>Factor</th> <th>Remark</th> </tr> <tr> <th>MHz</th> <th>dBuV/m</th> <th>dBuV/m</th> <th>dB</th> <th>dBuV</th> <th>dB/m</th> <th>dB</th> <th>dB</th> <th>dB</th> <th>cm</th> </tr> </thead> <tbody> <tr> <td>1</td> <td>5775.00</td> <td>98.95</td> <td>-----</td> <td>-----</td> <td>86.56</td> <td>33.70</td> <td>13.75</td> <td>35.06</td> <td>0.00</td> <td>100</td> <td>72 AVERAGE</td> </tr> </tbody> </table>		Limit	Read	Ant	Cable	Preamp	Aux	Apos	Tpos		Freq	Level	Line Margin	Level	Loss Factor	Loss Factor	Factor	Factor	Factor	Remark	MHz	dBuV/m	dBuV/m	dB	dBuV	dB/m	dB	dB	dB	cm	1	5775.00	98.95	-----	-----	86.56	33.70	13.75	35.06	0.00	100	72 AVERAGE																																																																														
	Limit	Read	Ant	Cable	Preamp	Aux	Apos	Tpos																																																																																																																		
Freq	Level	Line Margin	Level	Loss Factor	Loss Factor	Factor	Factor	Factor	Remark																																																																																																																	
MHz	dBuV/m	dBuV/m	dB	dBuV	dB/m	dB	dB	dB	cm																																																																																																																	
1	5775.00	98.95	-----	-----	86.56	33.70	13.75	35.06	0.00	100	72 AVERAGE																																																																																																															



Mode	111																																																																	
	Band Edge - R																																																																	
	U-NII-3_5.725-5.85_802.11ax HE80_CH155_484/65_5775MHz																																																																	
ANT	1																																																																	
Pol.	Horizontal	Fundamental																																																																
Peak	<p>Site : 03CH21-HY Condition: PEAK_BE(B4)_16-24 3m DRH18-E_LE2C03A18EN_240711 HORIZONTAL : RBW:1000.000kHz VBW:3000.000kHz SWT:Auto</p> <table border="1"> <thead> <tr> <th rowspan="2">Freq</th> <th rowspan="2">Level</th> <th colspan="2">Limit</th> <th rowspan="2">Read Level</th> <th rowspan="2">Ant Factor</th> <th rowspan="2">Cable Loss</th> <th rowspan="2">Preamp Factor</th> <th rowspan="2">Aux Factor</th> <th rowspan="2">APos</th> <th rowspan="2">TPos</th> <th rowspan="2">Remark</th> </tr> <tr> <th>dBuV/m</th> <th>dB</th> <th>dBuV</th> <th>dB/m</th> </tr> </thead> <tbody> <tr> <td>1</td> <td>5854.80</td> <td>53.06</td> <td>111.26</td> <td>-58.20</td> <td>40.64</td> <td>33.70</td> <td>13.86</td> <td>35.14</td> <td>0.00</td> <td>100</td> <td>72 PEAK</td> </tr> <tr> <td>2</td> <td>5869.15</td> <td>52.50</td> <td>106.84</td> <td>-54.34</td> <td>40.08</td> <td>33.70</td> <td>13.87</td> <td>35.15</td> <td>0.00</td> <td>100</td> <td>72 PEAK</td> </tr> <tr> <td>3</td> <td>5924.98</td> <td>50.33</td> <td>68.22</td> <td>-17.89</td> <td>37.94</td> <td>33.65</td> <td>13.94</td> <td>35.20</td> <td>0.00</td> <td>100</td> <td>72 PEAK</td> </tr> <tr> <td>4</td> <td>5945.10</td> <td>50.64</td> <td>68.20</td> <td>-17.56</td> <td>38.28</td> <td>33.61</td> <td>13.96</td> <td>35.21</td> <td>0.00</td> <td>100</td> <td>72 PEAK</td> </tr> </tbody> </table>	Freq	Level	Limit		Read Level	Ant Factor	Cable Loss	Preamp Factor	Aux Factor	APos	TPos	Remark	dBuV/m	dB	dBuV	dB/m	1	5854.80	53.06	111.26	-58.20	40.64	33.70	13.86	35.14	0.00	100	72 PEAK	2	5869.15	52.50	106.84	-54.34	40.08	33.70	13.87	35.15	0.00	100	72 PEAK	3	5924.98	50.33	68.22	-17.89	37.94	33.65	13.94	35.20	0.00	100	72 PEAK	4	5945.10	50.64	68.20	-17.56	38.28	33.61	13.96	35.21	0.00	100	72 PEAK	Blank
Freq	Level			Limit										Read Level	Ant Factor	Cable Loss	Preamp Factor	Aux Factor	APos	TPos	Remark																																													
		dBuV/m	dB	dBuV	dB/m																																																													
1	5854.80	53.06	111.26	-58.20	40.64	33.70	13.86	35.14	0.00	100	72 PEAK																																																							
2	5869.15	52.50	106.84	-54.34	40.08	33.70	13.87	35.15	0.00	100	72 PEAK																																																							
3	5924.98	50.33	68.22	-17.89	37.94	33.65	13.94	35.20	0.00	100	72 PEAK																																																							
4	5945.10	50.64	68.20	-17.56	38.28	33.61	13.96	35.21	0.00	100	72 PEAK																																																							



		111																																																																																																											
Mode	Band Edge - L																																																																																																												
	U-NII-3_5.725-5.85_802.11ax HE80_CH155_484/65_5775MHz																																																																																																												
ANT	1																																																																																																												
Pol.	Vertical	Fundamental																																																																																																											
Peak	<p>Site : 03CH21-HY Condition: PEAK_BE(B4)_16-24 3m DRH18-E_LE2C03A18EN_240711 VERTICAL : RBW:1000.000kHz VBW:3000.000kHz SWT:Auto</p> <table border="1"> <thead> <tr> <th></th> <th>Limit</th> <th>Read</th> <th>Ant</th> <th>Cable</th> <th>Preamp</th> <th>Aux</th> <th>Apos</th> <th>Tpos</th> <th>Remark</th> </tr> <tr> <th>Freq</th> <th>Level</th> <th>Line Margin</th> <th>Level</th> <th>Factor</th> <th>Loss</th> <th>Factor</th> <th>Factor</th> <th>cm</th> <th>deg</th> </tr> </thead> <tbody> <tr> <td>1</td> <td>5643.23</td> <td>51.02</td> <td>68.20</td> <td>-17.18</td> <td>39.21</td> <td>33.16</td> <td>13.60</td> <td>34.95</td> <td>0.00</td> <td>300</td> <td>283</td> <td>PEAK</td> </tr> <tr> <td>2</td> <td>5650.05</td> <td>51.46</td> <td>68.24</td> <td>-16.78</td> <td>39.61</td> <td>33.20</td> <td>13.61</td> <td>34.96</td> <td>0.00</td> <td>300</td> <td>283</td> <td>PEAK</td> </tr> <tr> <td>3</td> <td>5709.90</td> <td>60.34</td> <td>107.97</td> <td>-47.63</td> <td>48.13</td> <td>33.54</td> <td>13.68</td> <td>35.01</td> <td>0.00</td> <td>300</td> <td>283</td> <td>PEAK</td> </tr> <tr> <td>4</td> <td>5720.75</td> <td>61.08</td> <td>112.51</td> <td>-51.43</td> <td>48.83</td> <td>33.58</td> <td>13.69</td> <td>35.02</td> <td>0.00</td> <td>300</td> <td>283</td> <td>PEAK</td> </tr> </tbody> </table>			Limit	Read	Ant	Cable	Preamp	Aux	Apos	Tpos	Remark	Freq	Level	Line Margin	Level	Factor	Loss	Factor	Factor	cm	deg	1	5643.23	51.02	68.20	-17.18	39.21	33.16	13.60	34.95	0.00	300	283	PEAK	2	5650.05	51.46	68.24	-16.78	39.61	33.20	13.61	34.96	0.00	300	283	PEAK	3	5709.90	60.34	107.97	-47.63	48.13	33.54	13.68	35.01	0.00	300	283	PEAK	4	5720.75	61.08	112.51	-51.43	48.83	33.58	13.69	35.02	0.00	300	283	PEAK	<p>Site : 03CH21-HY Condition: PEAK(UNII) 3m DRH18-E_LE2C03A18EN_240711 VERTICAL : RBW:1000.000kHz VBW:3000.000kHz SWT:Auto</p> <table border="1"> <thead> <tr> <th></th> <th>Limit</th> <th>Read</th> <th>Ant</th> <th>Cable</th> <th>Preamp</th> <th>Aux</th> <th>Apos</th> <th>Tpos</th> <th>Remark</th> </tr> <tr> <th>Freq</th> <th>Level</th> <th>Line Margin</th> <th>Level</th> <th>Factor</th> <th>Loss</th> <th>Factor</th> <th>Factor</th> <th>cm</th> <th>deg</th> </tr> </thead> <tbody> <tr> <td>1</td> <td>5775.00</td> <td>106.68</td> <td>-----</td> <td>-----</td> <td>94.31</td> <td>33.68</td> <td>13.73</td> <td>35.04</td> <td>0.00</td> <td>300</td> <td>283</td> <td>PEAK</td> </tr> </tbody> </table>			Limit	Read	Ant	Cable	Preamp	Aux	Apos	Tpos	Remark	Freq	Level	Line Margin	Level	Factor	Loss	Factor	Factor	cm	deg	1	5775.00	106.68	-----	-----	94.31	33.68	13.73	35.04	0.00	300	283	PEAK
		Limit	Read	Ant	Cable	Preamp	Aux	Apos	Tpos	Remark																																																																																																			
Freq	Level	Line Margin	Level	Factor	Loss	Factor	Factor	cm	deg																																																																																																				
1	5643.23	51.02	68.20	-17.18	39.21	33.16	13.60	34.95	0.00	300	283	PEAK																																																																																																	
2	5650.05	51.46	68.24	-16.78	39.61	33.20	13.61	34.96	0.00	300	283	PEAK																																																																																																	
3	5709.90	60.34	107.97	-47.63	48.13	33.54	13.68	35.01	0.00	300	283	PEAK																																																																																																	
4	5720.75	61.08	112.51	-51.43	48.83	33.58	13.69	35.02	0.00	300	283	PEAK																																																																																																	
	Limit	Read	Ant	Cable	Preamp	Aux	Apos	Tpos	Remark																																																																																																				
Freq	Level	Line Margin	Level	Factor	Loss	Factor	Factor	cm	deg																																																																																																				
1	5775.00	106.68	-----	-----	94.31	33.68	13.73	35.04	0.00	300	283	PEAK																																																																																																	
Avg.	Blank		<p>Site : 03CH21-HY Condition: AVG_54 3m DRH18-E_LE2C03A18EN_240711 VERTICAL : RBW:1000.000kHz VBW:0.010kHz SWT:Auto</p> <table border="1"> <thead> <tr> <th></th> <th>Limit</th> <th>Read</th> <th>Ant</th> <th>Cable</th> <th>Preamp</th> <th>Aux</th> <th>Apos</th> <th>Tpos</th> <th>Remark</th> </tr> <tr> <th>Freq</th> <th>Level</th> <th>Line Margin</th> <th>Level</th> <th>Factor</th> <th>Loss</th> <th>Factor</th> <th>Factor</th> <th>cm</th> <th>deg</th> </tr> </thead> <tbody> <tr> <td>1</td> <td>5775.00</td> <td>98.68</td> <td>-----</td> <td>-----</td> <td>86.29</td> <td>33.70</td> <td>13.75</td> <td>35.06</td> <td>0.00</td> <td>300</td> <td>283</td> <td>AVERAGE</td> </tr> </tbody> </table>			Limit	Read	Ant	Cable	Preamp	Aux	Apos	Tpos	Remark	Freq	Level	Line Margin	Level	Factor	Loss	Factor	Factor	cm	deg	1	5775.00	98.68	-----	-----	86.29	33.70	13.75	35.06	0.00	300	283	AVERAGE																																																																								
	Limit	Read	Ant	Cable	Preamp	Aux	Apos	Tpos	Remark																																																																																																				
Freq	Level	Line Margin	Level	Factor	Loss	Factor	Factor	cm	deg																																																																																																				
1	5775.00	98.68	-----	-----	86.29	33.70	13.75	35.06	0.00	300	283	AVERAGE																																																																																																	



Mode	111																																																																	
	Band Edge - R																																																																	
	U-NII-3_5.725-5.85_802.11ax HE80_CH155_484/65_5775MHz																																																																	
ANT	1																																																																	
Pol.	Vertical	Fundamental																																																																
Peak	<p>Site : 03CH21-HY Condition: PEAK_BE(B4)_16-24 3m DRH18-E_LE2C03A18EN_240711 VERTICAL : RBW:1000.000kHz VBW:3000.000kHz SWT:Auto</p> <table border="1"> <thead> <tr> <th rowspan="2">Freq</th> <th rowspan="2">Level</th> <th colspan="2">Limit</th> <th rowspan="2">Read Level</th> <th rowspan="2">Ant Factor</th> <th rowspan="2">Cable Loss</th> <th rowspan="2">Preamp Factor</th> <th rowspan="2">Aux Factor</th> <th rowspan="2">APos</th> <th rowspan="2">TPos</th> <th rowspan="2">Remark</th> </tr> <tr> <th>dBuV/m</th> <th>dB</th> <th>dBuV</th> <th>dB/m</th> </tr> </thead> <tbody> <tr> <td>1</td> <td>5854.98</td> <td>51.98</td> <td>110.86</td> <td>-58.88</td> <td>39.56</td> <td>33.70</td> <td>13.86</td> <td>35.14</td> <td>0.00</td> <td>300</td> <td>283 PEAK</td> </tr> <tr> <td>2</td> <td>5874.75</td> <td>51.42</td> <td>105.27</td> <td>-53.85</td> <td>38.99</td> <td>33.70</td> <td>13.88</td> <td>35.15</td> <td>0.00</td> <td>300</td> <td>283 PEAK</td> </tr> <tr> <td>3</td> <td>5924.63</td> <td>49.42</td> <td>68.48</td> <td>-19.06</td> <td>37.03</td> <td>33.65</td> <td>13.94</td> <td>35.20</td> <td>0.00</td> <td>300</td> <td>283 PEAK</td> </tr> <tr> <td>4</td> <td>5942.48</td> <td>50.56</td> <td>68.20</td> <td>-17.64</td> <td>38.19</td> <td>33.62</td> <td>13.96</td> <td>35.21</td> <td>0.00</td> <td>300</td> <td>283 PEAK</td> </tr> </tbody> </table>	Freq	Level	Limit		Read Level	Ant Factor	Cable Loss	Preamp Factor	Aux Factor	APos	TPos	Remark	dBuV/m	dB	dBuV	dB/m	1	5854.98	51.98	110.86	-58.88	39.56	33.70	13.86	35.14	0.00	300	283 PEAK	2	5874.75	51.42	105.27	-53.85	38.99	33.70	13.88	35.15	0.00	300	283 PEAK	3	5924.63	49.42	68.48	-19.06	37.03	33.65	13.94	35.20	0.00	300	283 PEAK	4	5942.48	50.56	68.20	-17.64	38.19	33.62	13.96	35.21	0.00	300	283 PEAK	Blank
Freq	Level			Limit										Read Level	Ant Factor	Cable Loss	Preamp Factor	Aux Factor	APos	TPos	Remark																																													
		dBuV/m	dB	dBuV	dB/m																																																													
1	5854.98	51.98	110.86	-58.88	39.56	33.70	13.86	35.14	0.00	300	283 PEAK																																																							
2	5874.75	51.42	105.27	-53.85	38.99	33.70	13.88	35.15	0.00	300	283 PEAK																																																							
3	5924.63	49.42	68.48	-19.06	37.03	33.65	13.94	35.20	0.00	300	283 PEAK																																																							
4	5942.48	50.56	68.20	-17.64	38.19	33.62	13.96	35.21	0.00	300	283 PEAK																																																							



Mode	111																																																																																																																																					
	Harmonic																																																																																																																																					
	U-NII-3_5.725-5.85_802.11ax HE80_CH155_484/65_5775MHz																																																																																																																																					
ANT	1																																																																																																																																					
Pol.	Horizontal	Vertical																																																																																																																																				
Peak Avg.	<p>Site : 03CH21-HY Condition: PEAK(UNII) 3m DRH18-E_LE2C03A18EN_240711 HORIZONTAL</p> <table border="1"> <thead> <tr> <th>Limit</th> <th>Read</th> <th>Ant</th> <th>Cable</th> <th>Preamp</th> <th>Aux</th> <th>APos</th> <th>TPos</th> <th>Remark</th> </tr> <tr> <th>Freq</th> <th>Level</th> <th>Line Margin</th> <th>Level</th> <th>Factor</th> <th>Loss Factor</th> <th>Factor</th> <th></th> <th></th> </tr> <tr> <th>MHz</th> <th>dBuV/m</th> <th>dBuV/m</th> <th>dB</th> <th>dBuV</th> <th>dB/m</th> <th>dB</th> <th>dB</th> <th>dB</th> </tr> </thead> <tbody> <tr> <td>1</td> <td>11550.00</td> <td>50.54</td> <td>74.00</td> <td>-23.46</td> <td>32.75</td> <td>38.50</td> <td>19.55</td> <td>40.69</td> <td>0.43</td> <td>--</td> <td>--</td> <td>PEAK</td> </tr> <tr> <td>2</td> <td>11550.00</td> <td>40.05</td> <td>54.00</td> <td>-13.95</td> <td>22.26</td> <td>38.50</td> <td>19.55</td> <td>40.69</td> <td>0.43</td> <td>--</td> <td>--</td> <td>AVERAGE</td> </tr> <tr> <td>3</td> <td>17325.00</td> <td>52.37</td> <td>68.20</td> <td>-15.83</td> <td>35.30</td> <td>39.90</td> <td>24.08</td> <td>47.37</td> <td>0.46</td> <td>--</td> <td>--</td> <td>PEAK</td> </tr> </tbody> </table>	Limit	Read	Ant	Cable	Preamp	Aux	APos	TPos	Remark	Freq	Level	Line Margin	Level	Factor	Loss Factor	Factor			MHz	dBuV/m	dBuV/m	dB	dBuV	dB/m	dB	dB	dB	1	11550.00	50.54	74.00	-23.46	32.75	38.50	19.55	40.69	0.43	--	--	PEAK	2	11550.00	40.05	54.00	-13.95	22.26	38.50	19.55	40.69	0.43	--	--	AVERAGE	3	17325.00	52.37	68.20	-15.83	35.30	39.90	24.08	47.37	0.46	--	--	PEAK	<p>Site : 03CH21-HY Condition: PEAK(UNII) 3m DRH18-E_LE2C03A18EN_240711 VERTICAL</p> <table border="1"> <thead> <tr> <th>Limit</th> <th>Read</th> <th>Ant</th> <th>Cable</th> <th>Preamp</th> <th>Aux</th> <th>APos</th> <th>TPos</th> <th>Remark</th> </tr> <tr> <th>Freq</th> <th>Level</th> <th>Line Margin</th> <th>Level</th> <th>Factor</th> <th>Loss Factor</th> <th>Factor</th> <th></th> <th></th> </tr> <tr> <th>MHz</th> <th>dBuV/m</th> <th>dBuV/m</th> <th>dB</th> <th>dBuV</th> <th>dB/m</th> <th>dB</th> <th>dB</th> <th>dB</th> </tr> </thead> <tbody> <tr> <td>1</td> <td>11550.00</td> <td>50.44</td> <td>74.00</td> <td>-23.56</td> <td>32.65</td> <td>38.50</td> <td>19.55</td> <td>40.69</td> <td>0.43</td> <td>--</td> <td>--</td> <td>PEAK</td> </tr> <tr> <td>2</td> <td>11550.00</td> <td>40.06</td> <td>54.00</td> <td>-13.94</td> <td>22.27</td> <td>38.50</td> <td>19.55</td> <td>40.69</td> <td>0.43</td> <td>--</td> <td>--</td> <td>AVERAGE</td> </tr> <tr> <td>3</td> <td>17325.00</td> <td>52.74</td> <td>68.20</td> <td>-15.46</td> <td>35.67</td> <td>39.90</td> <td>24.08</td> <td>47.37</td> <td>0.46</td> <td>--</td> <td>--</td> <td>PEAK</td> </tr> </tbody> </table>	Limit	Read	Ant	Cable	Preamp	Aux	APos	TPos	Remark	Freq	Level	Line Margin	Level	Factor	Loss Factor	Factor			MHz	dBuV/m	dBuV/m	dB	dBuV	dB/m	dB	dB	dB	1	11550.00	50.44	74.00	-23.56	32.65	38.50	19.55	40.69	0.43	--	--	PEAK	2	11550.00	40.06	54.00	-13.94	22.27	38.50	19.55	40.69	0.43	--	--	AVERAGE	3	17325.00	52.74	68.20	-15.46	35.67	39.90	24.08	47.37	0.46	--	--	PEAK
Limit	Read	Ant	Cable	Preamp	Aux	APos	TPos	Remark																																																																																																																														
Freq	Level	Line Margin	Level	Factor	Loss Factor	Factor																																																																																																																																
MHz	dBuV/m	dBuV/m	dB	dBuV	dB/m	dB	dB	dB																																																																																																																														
1	11550.00	50.54	74.00	-23.46	32.75	38.50	19.55	40.69	0.43	--	--	PEAK																																																																																																																										
2	11550.00	40.05	54.00	-13.95	22.26	38.50	19.55	40.69	0.43	--	--	AVERAGE																																																																																																																										
3	17325.00	52.37	68.20	-15.83	35.30	39.90	24.08	47.37	0.46	--	--	PEAK																																																																																																																										
Limit	Read	Ant	Cable	Preamp	Aux	APos	TPos	Remark																																																																																																																														
Freq	Level	Line Margin	Level	Factor	Loss Factor	Factor																																																																																																																																
MHz	dBuV/m	dBuV/m	dB	dBuV	dB/m	dB	dB	dB																																																																																																																														
1	11550.00	50.44	74.00	-23.56	32.65	38.50	19.55	40.69	0.43	--	--	PEAK																																																																																																																										
2	11550.00	40.06	54.00	-13.94	22.27	38.50	19.55	40.69	0.43	--	--	AVERAGE																																																																																																																										
3	17325.00	52.74	68.20	-15.46	35.67	39.90	24.08	47.37	0.46	--	--	PEAK																																																																																																																										



Mode	111	
	Harmonic	
	U-NII-3_5.725-5.85_802.11ax HE80_CH155_484/65_5775MHz	
ANT	1	
Pol.	Horizontal	Vertical
10.6G ~18G Avg.	<p>Site : 03CH21-HY Condition: AVG_54 3m DRH18-E_LE2C03A18EN_240711 HORIZONTAL</p>	<p>Site : 03CH21-HY Condition: AVG_54 3m DRH18-E_LE2C03A18EN_240711 VERTICAL</p>



Mode	117																																																																																																																																																																																							
	LF																																																																																																																																																																																							
	U-NII-3_5.725-5.85_802.11ax HE80_CH155_5775MHz																																																																																																																																																																																							
ANT	1																																																																																																																																																																																							
Pol.	Horizontal	Vertical																																																																																																																																																																																						
QP/ Peak	<p>Site : 03CH21-HY Condition: QP 3m LF_633038001_231015 HORIZONTAL</p> <table border="1"> <thead> <tr> <th>Peak</th> <th>Freq (MHz)</th> <th>Level (dBuV/m)</th> <th>Limit (dBuV/m)</th> <th>Line Margin (dB)</th> <th>Read Level (dBuV)</th> <th>Ant Factor (dB/m)</th> <th>Cable Loss (dB)</th> <th>Preamp Factor (dB)</th> <th>Aux Factor (dB)</th> <th>APos (cm)</th> <th>TPos (deg)</th> <th>Remark</th> </tr> </thead> <tbody> <tr><td>1</td><td>69.77</td><td>23.39</td><td>40.00</td><td>-16.61</td><td>41.99</td><td>12.62</td><td>1.41</td><td>32.68</td><td>0.05</td><td>--</td><td>--</td><td>Peak</td></tr> <tr><td>2</td><td>193.93</td><td>27.10</td><td>43.50</td><td>-16.40</td><td>42.38</td><td>14.85</td><td>2.42</td><td>32.62</td><td>0.07</td><td>--</td><td>--</td><td>Peak</td></tr> <tr><td>3</td><td>263.77</td><td>25.60</td><td>46.00</td><td>-20.40</td><td>35.21</td><td>20.12</td><td>2.83</td><td>32.63</td><td>0.07</td><td>--</td><td>--</td><td>Peak</td></tr> <tr><td>4</td><td>466.50</td><td>34.05</td><td>46.00</td><td>-11.95</td><td>39.73</td><td>23.31</td><td>3.76</td><td>32.82</td><td>0.07</td><td>--</td><td>--</td><td>Peak</td></tr> <tr><td>5</td><td>716.76</td><td>32.48</td><td>46.00</td><td>-13.52</td><td>33.37</td><td>27.12</td><td>4.70</td><td>32.85</td><td>0.14</td><td>--</td><td>--</td><td>Peak</td></tr> <tr><td>6</td><td>832.19</td><td>34.24</td><td>46.00</td><td>-11.76</td><td>32.55</td><td>28.75</td><td>5.08</td><td>32.30</td><td>0.16</td><td>--</td><td>--</td><td>Peak</td></tr> </tbody> </table>	Peak	Freq (MHz)	Level (dBuV/m)	Limit (dBuV/m)	Line Margin (dB)	Read Level (dBuV)	Ant Factor (dB/m)	Cable Loss (dB)	Preamp Factor (dB)	Aux Factor (dB)	APos (cm)	TPos (deg)	Remark	1	69.77	23.39	40.00	-16.61	41.99	12.62	1.41	32.68	0.05	--	--	Peak	2	193.93	27.10	43.50	-16.40	42.38	14.85	2.42	32.62	0.07	--	--	Peak	3	263.77	25.60	46.00	-20.40	35.21	20.12	2.83	32.63	0.07	--	--	Peak	4	466.50	34.05	46.00	-11.95	39.73	23.31	3.76	32.82	0.07	--	--	Peak	5	716.76	32.48	46.00	-13.52	33.37	27.12	4.70	32.85	0.14	--	--	Peak	6	832.19	34.24	46.00	-11.76	32.55	28.75	5.08	32.30	0.16	--	--	Peak	<p>Site : 03CH21-HY Condition: QP 3m LF_633038001_231015 VERTICAL</p> <table border="1"> <thead> <tr> <th>Peak</th> <th>Freq (MHz)</th> <th>Level (dBuV/m)</th> <th>Limit (dBuV/m)</th> <th>Line Margin (dB)</th> <th>Read Level (dBuV)</th> <th>Ant Factor (dB/m)</th> <th>Cable Loss (dB)</th> <th>Preamp Factor (dB)</th> <th>Aux Factor (dB)</th> <th>APos (cm)</th> <th>TPos (deg)</th> <th>Remark</th> </tr> </thead> <tbody> <tr><td>1</td><td>87.23</td><td>29.35</td><td>40.00</td><td>-10.65</td><td>45.65</td><td>14.74</td><td>1.59</td><td>32.68</td><td>0.05</td><td>--</td><td>--</td><td>Peak</td></tr> <tr><td>2</td><td>89.17</td><td>29.76</td><td>43.50</td><td>-13.74</td><td>45.78</td><td>15.01</td><td>1.61</td><td>32.68</td><td>0.04</td><td>--</td><td>--</td><td>Peak</td></tr> <tr><td>3</td><td>263.77</td><td>28.52</td><td>46.00</td><td>-17.48</td><td>38.13</td><td>20.12</td><td>2.83</td><td>32.63</td><td>0.07</td><td>--</td><td>--</td><td>Peak</td></tr> <tr><td>4</td><td>466.50</td><td>36.83</td><td>46.00</td><td>-9.17</td><td>42.51</td><td>23.31</td><td>3.76</td><td>32.82</td><td>0.07</td><td>--</td><td>--</td><td>Peak</td></tr> <tr><td>5</td><td>717.73</td><td>32.50</td><td>46.00</td><td>-13.50</td><td>33.31</td><td>27.19</td><td>4.71</td><td>32.85</td><td>0.14</td><td>--</td><td>--</td><td>Peak</td></tr> <tr><td>6</td><td>837.04</td><td>35.86</td><td>46.00</td><td>-10.14</td><td>33.92</td><td>28.95</td><td>5.10</td><td>32.27</td><td>0.16</td><td>--</td><td>--</td><td>Peak</td></tr> </tbody> </table>	Peak	Freq (MHz)	Level (dBuV/m)	Limit (dBuV/m)	Line Margin (dB)	Read Level (dBuV)	Ant Factor (dB/m)	Cable Loss (dB)	Preamp Factor (dB)	Aux Factor (dB)	APos (cm)	TPos (deg)	Remark	1	87.23	29.35	40.00	-10.65	45.65	14.74	1.59	32.68	0.05	--	--	Peak	2	89.17	29.76	43.50	-13.74	45.78	15.01	1.61	32.68	0.04	--	--	Peak	3	263.77	28.52	46.00	-17.48	38.13	20.12	2.83	32.63	0.07	--	--	Peak	4	466.50	36.83	46.00	-9.17	42.51	23.31	3.76	32.82	0.07	--	--	Peak	5	717.73	32.50	46.00	-13.50	33.31	27.19	4.71	32.85	0.14	--	--	Peak	6	837.04	35.86	46.00	-10.14	33.92	28.95	5.10	32.27	0.16	--	--	Peak
Peak	Freq (MHz)	Level (dBuV/m)	Limit (dBuV/m)	Line Margin (dB)	Read Level (dBuV)	Ant Factor (dB/m)	Cable Loss (dB)	Preamp Factor (dB)	Aux Factor (dB)	APos (cm)	TPos (deg)	Remark																																																																																																																																																																												
1	69.77	23.39	40.00	-16.61	41.99	12.62	1.41	32.68	0.05	--	--	Peak																																																																																																																																																																												
2	193.93	27.10	43.50	-16.40	42.38	14.85	2.42	32.62	0.07	--	--	Peak																																																																																																																																																																												
3	263.77	25.60	46.00	-20.40	35.21	20.12	2.83	32.63	0.07	--	--	Peak																																																																																																																																																																												
4	466.50	34.05	46.00	-11.95	39.73	23.31	3.76	32.82	0.07	--	--	Peak																																																																																																																																																																												
5	716.76	32.48	46.00	-13.52	33.37	27.12	4.70	32.85	0.14	--	--	Peak																																																																																																																																																																												
6	832.19	34.24	46.00	-11.76	32.55	28.75	5.08	32.30	0.16	--	--	Peak																																																																																																																																																																												
Peak	Freq (MHz)	Level (dBuV/m)	Limit (dBuV/m)	Line Margin (dB)	Read Level (dBuV)	Ant Factor (dB/m)	Cable Loss (dB)	Preamp Factor (dB)	Aux Factor (dB)	APos (cm)	TPos (deg)	Remark																																																																																																																																																																												
1	87.23	29.35	40.00	-10.65	45.65	14.74	1.59	32.68	0.05	--	--	Peak																																																																																																																																																																												
2	89.17	29.76	43.50	-13.74	45.78	15.01	1.61	32.68	0.04	--	--	Peak																																																																																																																																																																												
3	263.77	28.52	46.00	-17.48	38.13	20.12	2.83	32.63	0.07	--	--	Peak																																																																																																																																																																												
4	466.50	36.83	46.00	-9.17	42.51	23.31	3.76	32.82	0.07	--	--	Peak																																																																																																																																																																												
5	717.73	32.50	46.00	-13.50	33.31	27.19	4.71	32.85	0.14	--	--	Peak																																																																																																																																																																												
6	837.04	35.86	46.00	-10.14	33.92	28.95	5.10	32.27	0.16	--	--	Peak																																																																																																																																																																												



Mode	118																																																																																																																																					
	SHF																																																																																																																																					
	U-NII-3_5.725-5.85_802.11ax HE80_CH155_5775MHz																																																																																																																																					
ANT	1																																																																																																																																					
Pol.	Horizontal	Vertical																																																																																																																																				
Peak	<p>Site : 03CH21-HY Condition: PEAK_74 1m 88HA9170_1224_240624 HORIZONTAL</p> <table border="1"> <thead> <tr> <th>Limit</th> <th>Read</th> <th>Ant</th> <th>Cable</th> <th>Preamp</th> <th>Aux</th> <th>APos</th> <th>TPos</th> <th>Remark</th> </tr> <tr> <th>Freq</th> <th>Level</th> <th>Line</th> <th>Margin</th> <th>Level</th> <th>Factor</th> <th>Loss</th> <th>Factor</th> <th>Factor</th> </tr> <tr> <th>MHz</th> <th>dBuV/m</th> <th>dBuV/m</th> <th>dB</th> <th>dBuV</th> <th>dB/m</th> <th>dB</th> <th>dB</th> <th>dB</th> </tr> </thead> <tbody> <tr> <td>1</td> <td>25753.58</td> <td>40.32</td> <td>74.00</td> <td>-33.68</td> <td>41.30</td> <td>39.30</td> <td>29.71</td> <td>60.45</td> <td>-9.54</td> <td>--</td> <td>--</td> <td>PEAK</td> </tr> <tr> <td>2</td> <td>38942.82</td> <td>52.13</td> <td>74.00</td> <td>-21.87</td> <td>39.00</td> <td>44.70</td> <td>37.65</td> <td>60.48</td> <td>-9.54</td> <td>161</td> <td>83</td> <td>PEAK</td> </tr> <tr> <td>3</td> <td>38942.82</td> <td>41.32</td> <td>54.00</td> <td>-12.68</td> <td>29.18</td> <td>44.51</td> <td>37.64</td> <td>60.47</td> <td>-9.54</td> <td>161</td> <td>83</td> <td>AVERAGE</td> </tr> </tbody> </table>	Limit	Read	Ant	Cable	Preamp	Aux	APos	TPos	Remark	Freq	Level	Line	Margin	Level	Factor	Loss	Factor	Factor	MHz	dBuV/m	dBuV/m	dB	dBuV	dB/m	dB	dB	dB	1	25753.58	40.32	74.00	-33.68	41.30	39.30	29.71	60.45	-9.54	--	--	PEAK	2	38942.82	52.13	74.00	-21.87	39.00	44.70	37.65	60.48	-9.54	161	83	PEAK	3	38942.82	41.32	54.00	-12.68	29.18	44.51	37.64	60.47	-9.54	161	83	AVERAGE	<p>Site : 03CH21-HY Condition: PEAK_74 1m 88HA9170_1224_240624 VERTICAL</p> <table border="1"> <thead> <tr> <th>Limit</th> <th>Read</th> <th>Ant</th> <th>Cable</th> <th>Preamp</th> <th>Aux</th> <th>APos</th> <th>TPos</th> <th>Remark</th> </tr> <tr> <th>Freq</th> <th>Level</th> <th>Line</th> <th>Margin</th> <th>Level</th> <th>Factor</th> <th>Loss</th> <th>Factor</th> <th>Factor</th> </tr> <tr> <th>MHz</th> <th>dBuV/m</th> <th>dBuV/m</th> <th>dB</th> <th>dBuV</th> <th>dB/m</th> <th>dB</th> <th>dB</th> <th>dB</th> </tr> </thead> <tbody> <tr> <td>1</td> <td>25811.83</td> <td>39.71</td> <td>74.00</td> <td>-34.29</td> <td>40.66</td> <td>39.28</td> <td>29.75</td> <td>60.44</td> <td>-9.54</td> <td>--</td> <td>--</td> <td>PEAK</td> </tr> <tr> <td>2</td> <td>39480.75</td> <td>52.14</td> <td>74.00</td> <td>-21.86</td> <td>38.92</td> <td>45.61</td> <td>37.75</td> <td>60.60</td> <td>-9.54</td> <td>102</td> <td>351</td> <td>PEAK</td> </tr> <tr> <td>3</td> <td>39480.75</td> <td>41.48</td> <td>54.00</td> <td>-12.52</td> <td>28.15</td> <td>45.72</td> <td>37.75</td> <td>60.60</td> <td>-9.54</td> <td>102</td> <td>351</td> <td>AVERAGE</td> </tr> </tbody> </table>	Limit	Read	Ant	Cable	Preamp	Aux	APos	TPos	Remark	Freq	Level	Line	Margin	Level	Factor	Loss	Factor	Factor	MHz	dBuV/m	dBuV/m	dB	dBuV	dB/m	dB	dB	dB	1	25811.83	39.71	74.00	-34.29	40.66	39.28	29.75	60.44	-9.54	--	--	PEAK	2	39480.75	52.14	74.00	-21.86	38.92	45.61	37.75	60.60	-9.54	102	351	PEAK	3	39480.75	41.48	54.00	-12.52	28.15	45.72	37.75	60.60	-9.54	102	351	AVERAGE
	Limit	Read	Ant	Cable	Preamp	Aux	APos	TPos	Remark																																																																																																																													
Freq	Level	Line	Margin	Level	Factor	Loss	Factor	Factor																																																																																																																														
MHz	dBuV/m	dBuV/m	dB	dBuV	dB/m	dB	dB	dB																																																																																																																														
1	25753.58	40.32	74.00	-33.68	41.30	39.30	29.71	60.45	-9.54	--	--	PEAK																																																																																																																										
2	38942.82	52.13	74.00	-21.87	39.00	44.70	37.65	60.48	-9.54	161	83	PEAK																																																																																																																										
3	38942.82	41.32	54.00	-12.68	29.18	44.51	37.64	60.47	-9.54	161	83	AVERAGE																																																																																																																										
Limit	Read	Ant	Cable	Preamp	Aux	APos	TPos	Remark																																																																																																																														
Freq	Level	Line	Margin	Level	Factor	Loss	Factor	Factor																																																																																																																														
MHz	dBuV/m	dBuV/m	dB	dBuV	dB/m	dB	dB	dB																																																																																																																														
1	25811.83	39.71	74.00	-34.29	40.66	39.28	29.75	60.44	-9.54	--	--	PEAK																																																																																																																										
2	39480.75	52.14	74.00	-21.86	38.92	45.61	37.75	60.60	-9.54	102	351	PEAK																																																																																																																										
3	39480.75	41.48	54.00	-12.52	28.15	45.72	37.75	60.60	-9.54	102	351	AVERAGE																																																																																																																										

**MIMO <Ant. 1+2>****C1. Radiated Spurious Emission Test Modes**

Mode	Band	Band (GHz)	Antenna	Modulation	Channel	Frequency	Data Rate	RU	Remark
Mode 101	U-NII-3	5.725-5.85	1+2	802.11ax HE20	149	5745	MCS0	-	-
Mode 102	U-NII-3	5.725-5.85	1+2	802.11ax HE20	157	5785	MCS0	-	-
Mode 103	U-NII-3	5.725-5.85	1+2	802.11ax HE20	165	5825	MCS0	-	-
Mode 104	U-NII-3	5.725-5.85	1+2	802.11ax HE40	151	5755	MCS0	-	-
Mode 105	U-NII-3	5.725-5.85	1+2	802.11ax HE40	159	5795	MCS0	-	-
Mode 106	U-NII-3	5.725-5.85	1+2	802.11ax HE80	155	5775	MCS0	-	-
Mode 112	U-NII-3	5.47-5.725	1+2	802.11ax HE20	149	5745	MCS0	26/0	-
Mode 113	U-NII-3	5.47-5.725	1+2	802.11ax HE20	149	5745	MCS0	52/37	-
Mode 114	U-NII-3	5.725-5.85	1+2	802.11ax HE20	149	5745	MCS0	106/53	-
Mode 115	U-NII-3	5.725-5.85	1+2	802.11ax HE40	151	5755	MCS0	242/61	-
Mode 116	U-NII-3	5.725-5.85	1+2	802.11ax HE80	155	5775	MCS0	484/65	-
Mode 119	U-NII-3	5.725-5.85	1+2	802.11ax HE20	149	5745	MCS0	-	LF
Mode 120	U-NII-3	5.725-5.85	1+2	802.11ax HE20	149	5745	MCS0	-	SHF



C2. Summary of each worse mode

Mode	Modulation	Ch.	Freq. (MHz)	Level (dBuV/m)	Limit (dBuV/m)	Margin (dB)	Pol.	Peak Avg.	Result	RU	Remark
101	802.11ax HE20	149	5642.05	51.44	68.20	-16.76	V	Peak	Pass	-	Band Edge
	802.11ax HE20	149	11490.00	41.16	54.00	-12.84	V	Avg.	Pass	-	Harmonic
102	802.11ax HE20	157	-	-	-	-	-	-	-	-	Band Edge
	802.11ax HE20	157	11570.00	40.41	54.00	-13.59	V	Avg.	Pass	-	Harmonic
103	802.11ax HE20	165	5948.38	51.27	68.20	-16.93	V	Peak	Pass	-	Band Edge
	802.11ax HE20	165	11650.00	40.20	54.00	-13.80	V	Avg.	Pass	-	Harmonic
104	802.11ax HE40	151	5648.05	54.83	68.20	-13.37	V	Peak	Pass	-	Band Edge
	802.11ax HE40	151	11510.00	40.52	54.00	-13.48	V	Avg.	Pass	-	Harmonic
105	802.11ax HE40	159	5644.07	51.43	68.20	-16.77	V	Peak	Pass	-	Band Edge
	802.11ax HE40	159	11590.00	39.83	54.00	-14.17	H	Avg.	Pass	-	Harmonic
106	802.11ax HE80	155	5640.60	51.41	68.20	-16.79	V	Peak	Pass	-	Band Edge
	802.11ax HE80	155	11550.00	39.90	54.00	-14.10	V	Avg.	Pass	-	Harmonic
112	802.11ax HE20	149	5626.68	50.79	68.20	-17.41	V	Peak	Pass	26/0	Band Edge
	802.11ax HE20	149	11490.00	40.08	54.00	-13.92	H	Avg.	Pass	26/0	Harmonic
113	802.11ax HE20	149	5631.03	52.03	68.20	-16.17	V	Peak	Pass	52/37	Band Edge
	802.11ax HE20	149	11490.00	40.12	54.00	-13.88	H	Avg.	Pass	52/37	Harmonic
114	802.11ax HE20	149	5634.51	52.08	68.20	-16.12	V	Peak	Pass	106/53	Band Edge
	802.11ax HE20	149	11490.00	40.11	54.00	-13.89	H	Avg.	Pass	106/53	Harmonic



Mode	Modulation	Ch.	Freq. (MHz)	Level (dBuV/m)	Limit (dBuV/m)	Margin (dB)	Pol.	Peak Avg.	Result	RU	Remark
115	802.11ax HE40	151	5625.11	52.62	68.20	-15.58	V	Peak	Pass	242/61	Band Edge
	802.11ax HE40	151	11510.00	40.04	54.00	-13.96	V	Avg.	Pass	242/61	Harmonic
116	802.11ax HE80	155	5645.33	53.56	68.20	-14.64	H	Peak	Pass	484/65	Band Edge
	802.11ax HE80	155	11550.00	39.88	54.00	-14.12	V	Avg.	Pass	484/65	Harmonic
119	WLAN Tx	149	718.70	37.42	46.00	-8.58	V	Peak	Pass	-	LF
120	WLAN Tx	149	38954.55	41.43	54.00	-12.57	H	Avg.	Pass	-	SHF



Mode	101																																																																																																																						
	Band Edge																																																																																																																						
	U-NII-3_5.725-5.85_802.11ax HE20_CH149_5745MHZ																																																																																																																						
ANT	1+2																																																																																																																						
Pol.	Horizontal	Fundamental																																																																																																																					
Peak	<p>Site : 03CH21-HY Condition: PEAK_BE(B4)_16-24 3m DRH18-E_LE2C03A18EN_240711 HORIZONTAL : RBW:1000.000kHz VBW:3000.000kHz SWT:Auto</p> <table border="1"> <thead> <tr> <th>Peak</th> <th>Freq</th> <th>Level</th> <th>Limit</th> <th>Line Margin</th> <th>Read Level</th> <th>Ant Factor</th> <th>Cable Loss</th> <th>Preamp Factor</th> <th>Aux Factor</th> <th>APos</th> <th>TPos</th> <th>Remark</th> </tr> <tr> <th></th> <th>MHz</th> <th>dBuV/m</th> <th>dBuV/m</th> <th>dB</th> <th>dBuV</th> <th>dB/m</th> <th>dB</th> <th>dB</th> <th>dB</th> <th>cm</th> <th>deg</th> <th></th> </tr> </thead> <tbody> <tr> <td>1</td> <td>5646.11</td> <td>51.21</td> <td>68.20</td> <td>-16.99</td> <td>39.38</td> <td>33.18</td> <td>13.61</td> <td>34.96</td> <td>0.00</td> <td>101</td> <td>7</td> <td>PEAK</td> </tr> <tr> <td>2</td> <td>5651.19</td> <td>50.46</td> <td>69.08</td> <td>-18.62</td> <td>38.60</td> <td>33.21</td> <td>13.61</td> <td>34.96</td> <td>0.00</td> <td>101</td> <td>7</td> <td>PEAK</td> </tr> <tr> <td>3</td> <td>5713.97</td> <td>59.64</td> <td>109.11</td> <td>-49.47</td> <td>47.40</td> <td>33.56</td> <td>13.69</td> <td>35.01</td> <td>0.00</td> <td>101</td> <td>7</td> <td>PEAK</td> </tr> <tr> <td>4</td> <td>5720.06</td> <td>59.65</td> <td>110.94</td> <td>-51.29</td> <td>47.40</td> <td>33.58</td> <td>13.69</td> <td>35.02</td> <td>0.00</td> <td>101</td> <td>7</td> <td>PEAK</td> </tr> </tbody> </table>	Peak	Freq	Level	Limit	Line Margin	Read Level	Ant Factor	Cable Loss	Preamp Factor	Aux Factor	APos	TPos	Remark		MHz	dBuV/m	dBuV/m	dB	dBuV	dB/m	dB	dB	dB	cm	deg		1	5646.11	51.21	68.20	-16.99	39.38	33.18	13.61	34.96	0.00	101	7	PEAK	2	5651.19	50.46	69.08	-18.62	38.60	33.21	13.61	34.96	0.00	101	7	PEAK	3	5713.97	59.64	109.11	-49.47	47.40	33.56	13.69	35.01	0.00	101	7	PEAK	4	5720.06	59.65	110.94	-51.29	47.40	33.58	13.69	35.02	0.00	101	7	PEAK	<p>Site : 03CH21-HY Condition: PEAK(UNII) 3m DRH18-E_LE2C03A18EN_240711 HORIZONTAL : RBW:1000.000kHz VBW:3000.000kHz SWT:Auto</p> <table border="1"> <thead> <tr> <th>Peak</th> <th>Freq</th> <th>Level</th> <th>Limit</th> <th>Line Margin</th> <th>Read Level</th> <th>Ant Factor</th> <th>Cable Loss</th> <th>Preamp Factor</th> <th>Aux Factor</th> <th>APos</th> <th>TPos</th> <th>Remark</th> </tr> <tr> <th></th> <th>MHz</th> <th>dBuV/m</th> <th>dBuV/m</th> <th>dB</th> <th>dBuV</th> <th>dB/m</th> <th>dB</th> <th>dB</th> <th>dB</th> <th>cm</th> <th>deg</th> <th></th> </tr> </thead> <tbody> <tr> <td>1</td> <td>5745.00</td> <td>111.19</td> <td>-----</td> <td>-----</td> <td>98.82</td> <td>33.68</td> <td>13.73</td> <td>35.04</td> <td>0.00</td> <td>101</td> <td>7</td> <td>PEAK</td> </tr> </tbody> </table>	Peak	Freq	Level	Limit	Line Margin	Read Level	Ant Factor	Cable Loss	Preamp Factor	Aux Factor	APos	TPos	Remark		MHz	dBuV/m	dBuV/m	dB	dBuV	dB/m	dB	dB	dB	cm	deg		1	5745.00	111.19	-----	-----	98.82	33.68	13.73	35.04	0.00	101	7	PEAK
Peak	Freq	Level	Limit	Line Margin	Read Level	Ant Factor	Cable Loss	Preamp Factor	Aux Factor	APos	TPos	Remark																																																																																																											
	MHz	dBuV/m	dBuV/m	dB	dBuV	dB/m	dB	dB	dB	cm	deg																																																																																																												
1	5646.11	51.21	68.20	-16.99	39.38	33.18	13.61	34.96	0.00	101	7	PEAK																																																																																																											
2	5651.19	50.46	69.08	-18.62	38.60	33.21	13.61	34.96	0.00	101	7	PEAK																																																																																																											
3	5713.97	59.64	109.11	-49.47	47.40	33.56	13.69	35.01	0.00	101	7	PEAK																																																																																																											
4	5720.06	59.65	110.94	-51.29	47.40	33.58	13.69	35.02	0.00	101	7	PEAK																																																																																																											
Peak	Freq	Level	Limit	Line Margin	Read Level	Ant Factor	Cable Loss	Preamp Factor	Aux Factor	APos	TPos	Remark																																																																																																											
	MHz	dBuV/m	dBuV/m	dB	dBuV	dB/m	dB	dB	dB	cm	deg																																																																																																												
1	5745.00	111.19	-----	-----	98.82	33.68	13.73	35.04	0.00	101	7	PEAK																																																																																																											
Avg.	Blank	<p>Site : 03CH21-HY Condition: AVG_54 3m DRH18-E_LE2C03A18EN_240711 HORIZONTAL : RBW:1000.000kHz VBW:0.010kHz SWT:Auto</p> <table border="1"> <thead> <tr> <th>Peak</th> <th>Freq</th> <th>Level</th> <th>Limit</th> <th>Line Margin</th> <th>Read Level</th> <th>Ant Factor</th> <th>Cable Loss</th> <th>Preamp Factor</th> <th>Aux Factor</th> <th>APos</th> <th>TPos</th> <th>Remark</th> </tr> <tr> <th></th> <th>MHz</th> <th>dBuV/m</th> <th>dBuV/m</th> <th>dB</th> <th>dBuV</th> <th>dB/m</th> <th>dB</th> <th>dB</th> <th>dB</th> <th>cm</th> <th>deg</th> <th></th> </tr> </thead> <tbody> <tr> <td>1</td> <td>5745.00</td> <td>103.31</td> <td>-----</td> <td>-----</td> <td>90.97</td> <td>33.66</td> <td>13.72</td> <td>35.04</td> <td>0.00</td> <td>101</td> <td>7</td> <td>AVERAGE</td> </tr> </tbody> </table>	Peak	Freq	Level	Limit	Line Margin	Read Level	Ant Factor	Cable Loss	Preamp Factor	Aux Factor	APos	TPos	Remark		MHz	dBuV/m	dBuV/m	dB	dBuV	dB/m	dB	dB	dB	cm	deg		1	5745.00	103.31	-----	-----	90.97	33.66	13.72	35.04	0.00	101	7	AVERAGE																																																																														
Peak	Freq	Level	Limit	Line Margin	Read Level	Ant Factor	Cable Loss	Preamp Factor	Aux Factor	APos	TPos	Remark																																																																																																											
	MHz	dBuV/m	dBuV/m	dB	dBuV	dB/m	dB	dB	dB	cm	deg																																																																																																												
1	5745.00	103.31	-----	-----	90.97	33.66	13.72	35.04	0.00	101	7	AVERAGE																																																																																																											



	101																																																																																																																																
Mode	Band Edge																																																																																																																																
	U-NII-3_5.725-5.85_802.11ax HE20_CH149_5745MHZ																																																																																																																																
ANT	1+2																																																																																																																																
Pol.	Vertical	Fundamental																																																																																																																															
Peak	<p>Site : 03CH21-HY Condition: PEAK_BE(B4)_16-24 3m DRH18-E_LE2C03A18EN_240711 VERTICAL : RBW:1000.000kHz VBW:3000.000kHz SWT:Auto</p> <table border="1"> <thead> <tr> <th></th> <th>Limit</th> <th>Read</th> <th>Ant</th> <th>Cable</th> <th>Preamp</th> <th>Aux</th> <th>APos</th> <th>TPos</th> <th></th> </tr> <tr> <th>Freq</th> <th>Level</th> <th>Line Margin</th> <th>Level</th> <th>Factor</th> <th>Loss</th> <th>Factor</th> <th>Factor</th> <th></th> <th>Remark</th> </tr> <tr> <th></th> <th>MHz</th> <th>dBuV/m</th> <th>dBuV/m</th> <th>dB</th> <th>dBuV</th> <th>dB/m</th> <th>dB</th> <th>dB</th> <th>cm</th> <th>deg</th> </tr> </thead> <tbody> <tr> <td>1</td> <td>5642.05</td> <td>51.44</td> <td>68.20</td> <td>-16.76</td> <td>39.64</td> <td>33.15</td> <td>13.60</td> <td>34.95</td> <td>0.00</td> <td>200</td> <td>87</td> <td>PEAK</td> </tr> <tr> <td>2</td> <td>5650.17</td> <td>50.79</td> <td>68.33</td> <td>-17.54</td> <td>38.94</td> <td>33.20</td> <td>13.61</td> <td>34.96</td> <td>0.00</td> <td>200</td> <td>87</td> <td>PEAK</td> </tr> <tr> <td>3</td> <td>5717.45</td> <td>61.50</td> <td>110.09</td> <td>-48.59</td> <td>49.26</td> <td>33.57</td> <td>13.69</td> <td>35.02</td> <td>0.00</td> <td>200</td> <td>87</td> <td>PEAK</td> </tr> <tr> <td>4</td> <td>5720.06</td> <td>61.45</td> <td>110.94</td> <td>-49.49</td> <td>49.20</td> <td>33.58</td> <td>13.69</td> <td>35.02</td> <td>0.00</td> <td>200</td> <td>87</td> <td>PEAK</td> </tr> </tbody> </table>		Limit	Read	Ant	Cable	Preamp	Aux	APos	TPos		Freq	Level	Line Margin	Level	Factor	Loss	Factor	Factor		Remark		MHz	dBuV/m	dBuV/m	dB	dBuV	dB/m	dB	dB	cm	deg	1	5642.05	51.44	68.20	-16.76	39.64	33.15	13.60	34.95	0.00	200	87	PEAK	2	5650.17	50.79	68.33	-17.54	38.94	33.20	13.61	34.96	0.00	200	87	PEAK	3	5717.45	61.50	110.09	-48.59	49.26	33.57	13.69	35.02	0.00	200	87	PEAK	4	5720.06	61.45	110.94	-49.49	49.20	33.58	13.69	35.02	0.00	200	87	PEAK	<p>Site : 03CH21-HY Condition: PEAK(UNII) 3m DRH18-E_LE2C03A18EN_240711 VERTICAL : RBW:1000.000kHz VBW:3000.000kHz SWT:Auto</p> <table border="1"> <thead> <tr> <th></th> <th>Limit</th> <th>Read</th> <th>Ant</th> <th>Cable</th> <th>Preamp</th> <th>Aux</th> <th>APos</th> <th>TPos</th> <th></th> </tr> <tr> <th>Freq</th> <th>Level</th> <th>Line Margin</th> <th>Level</th> <th>Factor</th> <th>Loss</th> <th>Factor</th> <th>Factor</th> <th></th> <th>Remark</th> </tr> <tr> <th></th> <th>MHz</th> <th>dBuV/m</th> <th>dBuV/m</th> <th>dB</th> <th>dBuV</th> <th>dB/m</th> <th>dB</th> <th>dB</th> <th>cm</th> <th>deg</th> </tr> </thead> <tbody> <tr> <td>1</td> <td>5745.00</td> <td>112.48</td> <td>-----</td> <td>-----</td> <td>100.14</td> <td>33.66</td> <td>13.72</td> <td>35.04</td> <td>0.00</td> <td>200</td> <td>87</td> <td>PEAK</td> </tr> </tbody> </table>		Limit	Read	Ant	Cable	Preamp	Aux	APos	TPos		Freq	Level	Line Margin	Level	Factor	Loss	Factor	Factor		Remark		MHz	dBuV/m	dBuV/m	dB	dBuV	dB/m	dB	dB	cm	deg	1	5745.00	112.48	-----	-----	100.14	33.66	13.72	35.04	0.00	200	87	PEAK
		Limit	Read	Ant	Cable	Preamp	Aux	APos	TPos																																																																																																																								
Freq	Level	Line Margin	Level	Factor	Loss	Factor	Factor		Remark																																																																																																																								
	MHz	dBuV/m	dBuV/m	dB	dBuV	dB/m	dB	dB	cm	deg																																																																																																																							
1	5642.05	51.44	68.20	-16.76	39.64	33.15	13.60	34.95	0.00	200	87	PEAK																																																																																																																					
2	5650.17	50.79	68.33	-17.54	38.94	33.20	13.61	34.96	0.00	200	87	PEAK																																																																																																																					
3	5717.45	61.50	110.09	-48.59	49.26	33.57	13.69	35.02	0.00	200	87	PEAK																																																																																																																					
4	5720.06	61.45	110.94	-49.49	49.20	33.58	13.69	35.02	0.00	200	87	PEAK																																																																																																																					
	Limit	Read	Ant	Cable	Preamp	Aux	APos	TPos																																																																																																																									
Freq	Level	Line Margin	Level	Factor	Loss	Factor	Factor		Remark																																																																																																																								
	MHz	dBuV/m	dBuV/m	dB	dBuV	dB/m	dB	dB	cm	deg																																																																																																																							
1	5745.00	112.48	-----	-----	100.14	33.66	13.72	35.04	0.00	200	87	PEAK																																																																																																																					
Avg.	Blank	<p>Site : 03CH21-HY Condition: AVG_54 3m DRH18-E_LE2C03A18EN_240711 VERTICAL : RBW:1000.000kHz VBW:0.010kHz SWT:Auto</p> <table border="1"> <thead> <tr> <th></th> <th>Limit</th> <th>Read</th> <th>Ant</th> <th>Cable</th> <th>Preamp</th> <th>Aux</th> <th>APos</th> <th>TPos</th> <th></th> </tr> <tr> <th>Freq</th> <th>Level</th> <th>Line Margin</th> <th>Level</th> <th>Factor</th> <th>Loss</th> <th>Factor</th> <th>Factor</th> <th></th> <th>Remark</th> </tr> <tr> <th></th> <th>MHz</th> <th>dBuV/m</th> <th>dBuV/m</th> <th>dB</th> <th>dBuV</th> <th>dB/m</th> <th>dB</th> <th>dB</th> <th>cm</th> <th>deg</th> </tr> </thead> <tbody> <tr> <td>1</td> <td>5745.00</td> <td>104.87</td> <td>-----</td> <td>-----</td> <td>92.50</td> <td>33.68</td> <td>13.73</td> <td>35.04</td> <td>0.00</td> <td>200</td> <td>87</td> <td>AVERAGE</td> </tr> </tbody> </table>		Limit	Read	Ant	Cable	Preamp	Aux	APos	TPos		Freq	Level	Line Margin	Level	Factor	Loss	Factor	Factor		Remark		MHz	dBuV/m	dBuV/m	dB	dBuV	dB/m	dB	dB	cm	deg	1	5745.00	104.87	-----	-----	92.50	33.68	13.73	35.04	0.00	200	87	AVERAGE																																																																																			
	Limit	Read	Ant	Cable	Preamp	Aux	APos	TPos																																																																																																																									
Freq	Level	Line Margin	Level	Factor	Loss	Factor	Factor		Remark																																																																																																																								
	MHz	dBuV/m	dBuV/m	dB	dBuV	dB/m	dB	dB	cm	deg																																																																																																																							
1	5745.00	104.87	-----	-----	92.50	33.68	13.73	35.04	0.00	200	87	AVERAGE																																																																																																																					



Mode	101																																																																																																																																					
	Harmonic																																																																																																																																					
	U-NII-3_5.725-5.85_802.11ax HE20_CH149_5745MHZ																																																																																																																																					
ANT	1+2																																																																																																																																					
Pol.	Horizontal	Vertical																																																																																																																																				
Peak Avg.	<p>Site : 03CH21-HY Condition: PEAK(UNII) 3m DRH18-E_LE2C03A18EN_240711 HORIZONTAL</p> <table border="1"> <thead> <tr> <th>Limit</th> <th>Read</th> <th>Ant</th> <th>Cable</th> <th>Preamp</th> <th>Aux</th> <th>APos</th> <th>TPos</th> <th>Remark</th> </tr> <tr> <th>Freq</th> <th>Level</th> <th>Line Margin</th> <th>Level</th> <th>Factor</th> <th>Loss Factor</th> <th>Factor</th> <th></th> <th></th> </tr> <tr> <th>MHz</th> <th>dBuV/m</th> <th>dBuV/m</th> <th>dB</th> <th>dBuV</th> <th>dB/m</th> <th>dB</th> <th>dB</th> <th>dB</th> </tr> </thead> <tbody> <tr> <td>1</td> <td>11490.00</td> <td>50.66</td> <td>74.00</td> <td>-23.34</td> <td>32.83</td> <td>38.50</td> <td>19.50</td> <td>40.61</td> <td>0.44</td> <td>--</td> <td>--</td> <td>PEAK</td> </tr> <tr> <td>2</td> <td>11490.00</td> <td>40.09</td> <td>54.00</td> <td>-13.91</td> <td>22.26</td> <td>38.50</td> <td>19.50</td> <td>40.61</td> <td>0.44</td> <td>--</td> <td>--</td> <td>AVERAGE</td> </tr> <tr> <td>3</td> <td>17235.00</td> <td>52.25</td> <td>68.20</td> <td>-15.95</td> <td>35.08</td> <td>39.87</td> <td>24.01</td> <td>47.17</td> <td>0.46</td> <td>--</td> <td>--</td> <td>PEAK</td> </tr> </tbody> </table>	Limit	Read	Ant	Cable	Preamp	Aux	APos	TPos	Remark	Freq	Level	Line Margin	Level	Factor	Loss Factor	Factor			MHz	dBuV/m	dBuV/m	dB	dBuV	dB/m	dB	dB	dB	1	11490.00	50.66	74.00	-23.34	32.83	38.50	19.50	40.61	0.44	--	--	PEAK	2	11490.00	40.09	54.00	-13.91	22.26	38.50	19.50	40.61	0.44	--	--	AVERAGE	3	17235.00	52.25	68.20	-15.95	35.08	39.87	24.01	47.17	0.46	--	--	PEAK	<p>Site : 03CH21-HY Condition: PEAK(UNII) 3m DRH18-E_LE2C03A18EN_240711 VERTICAL</p> <table border="1"> <thead> <tr> <th>Limit</th> <th>Read</th> <th>Ant</th> <th>Cable</th> <th>Preamp</th> <th>Aux</th> <th>APos</th> <th>TPos</th> <th>Remark</th> </tr> <tr> <th>Freq</th> <th>Level</th> <th>Line Margin</th> <th>Level</th> <th>Factor</th> <th>Loss Factor</th> <th>Factor</th> <th></th> <th></th> </tr> <tr> <th>MHz</th> <th>dBuV/m</th> <th>dBuV/m</th> <th>dB</th> <th>dBuV</th> <th>dB/m</th> <th>dB</th> <th>dB</th> <th>dB</th> </tr> </thead> <tbody> <tr> <td>1</td> <td>11490.00</td> <td>51.20</td> <td>74.00</td> <td>-22.80</td> <td>33.37</td> <td>38.50</td> <td>19.50</td> <td>40.61</td> <td>0.44</td> <td>--</td> <td>--</td> <td>PEAK</td> </tr> <tr> <td>2</td> <td>11490.00</td> <td>41.16</td> <td>54.00</td> <td>-12.84</td> <td>23.33</td> <td>38.50</td> <td>19.50</td> <td>40.61</td> <td>0.44</td> <td>--</td> <td>--</td> <td>AVERAGE</td> </tr> <tr> <td>3</td> <td>17235.00</td> <td>52.23</td> <td>68.20</td> <td>-15.97</td> <td>35.06</td> <td>39.87</td> <td>24.01</td> <td>47.17</td> <td>0.46</td> <td>--</td> <td>--</td> <td>PEAK</td> </tr> </tbody> </table>	Limit	Read	Ant	Cable	Preamp	Aux	APos	TPos	Remark	Freq	Level	Line Margin	Level	Factor	Loss Factor	Factor			MHz	dBuV/m	dBuV/m	dB	dBuV	dB/m	dB	dB	dB	1	11490.00	51.20	74.00	-22.80	33.37	38.50	19.50	40.61	0.44	--	--	PEAK	2	11490.00	41.16	54.00	-12.84	23.33	38.50	19.50	40.61	0.44	--	--	AVERAGE	3	17235.00	52.23	68.20	-15.97	35.06	39.87	24.01	47.17	0.46	--	--	PEAK
	Limit	Read	Ant	Cable	Preamp	Aux	APos	TPos	Remark																																																																																																																													
Freq	Level	Line Margin	Level	Factor	Loss Factor	Factor																																																																																																																																
MHz	dBuV/m	dBuV/m	dB	dBuV	dB/m	dB	dB	dB																																																																																																																														
1	11490.00	50.66	74.00	-23.34	32.83	38.50	19.50	40.61	0.44	--	--	PEAK																																																																																																																										
2	11490.00	40.09	54.00	-13.91	22.26	38.50	19.50	40.61	0.44	--	--	AVERAGE																																																																																																																										
3	17235.00	52.25	68.20	-15.95	35.08	39.87	24.01	47.17	0.46	--	--	PEAK																																																																																																																										
Limit	Read	Ant	Cable	Preamp	Aux	APos	TPos	Remark																																																																																																																														
Freq	Level	Line Margin	Level	Factor	Loss Factor	Factor																																																																																																																																
MHz	dBuV/m	dBuV/m	dB	dBuV	dB/m	dB	dB	dB																																																																																																																														
1	11490.00	51.20	74.00	-22.80	33.37	38.50	19.50	40.61	0.44	--	--	PEAK																																																																																																																										
2	11490.00	41.16	54.00	-12.84	23.33	38.50	19.50	40.61	0.44	--	--	AVERAGE																																																																																																																										
3	17235.00	52.23	68.20	-15.97	35.06	39.87	24.01	47.17	0.46	--	--	PEAK																																																																																																																										



Mode	101	
	Harmonic	
	U-NII-3_5.725-5.85_802.11ax HE20_CH149_5745MHz	
ANT	1+2	
Pol.	Horizontal	Vertical
10.6G ~18G Avg.	<p>Site : 03CH21-HY Condition: AVG_54 3m DRH18-E_LE2C03A18EN_240711 HORIZONTAL</p>	<p>Site : 03CH21-HY Condition: AVG_54 3m DRH18-E_LE2C03A18EN_240711 VERTICAL</p>

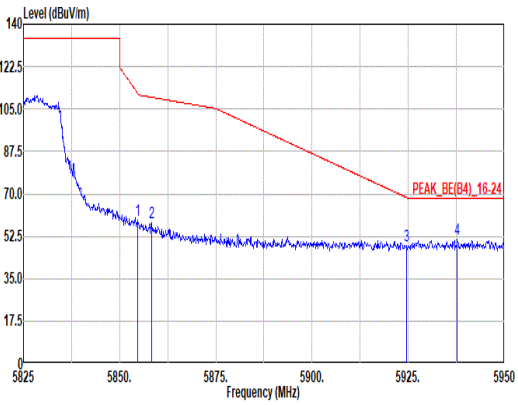
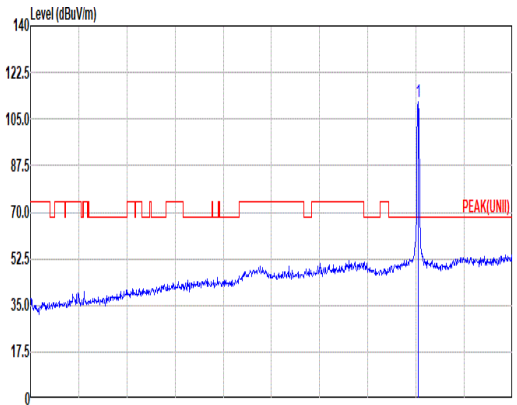
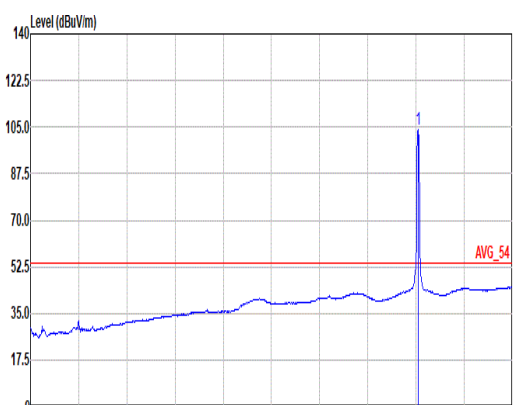


Mode	102																																																																																																																																							
	Harmonic																																																																																																																																							
	U-NII-3_5.725-5.85_802.11ax HE20_CH157_5785MHZ																																																																																																																																							
ANT	1+2																																																																																																																																							
Pol.	Horizontal	Vertical																																																																																																																																						
Peak Avg.	<p>Site : 03CH21-HY Condition: PEAK(UNII) 3m DRH18-E_LE2C03A18EN_240711 HORIZONTAL</p> <table border="1"> <thead> <tr> <th>Limit</th> <th>Read</th> <th>Ant</th> <th>Cable</th> <th>Preamp</th> <th>Aux</th> <th>APos</th> <th>TPos</th> <th>Remark</th> </tr> <tr> <th>Freq</th> <th>Level</th> <th>Line Margin</th> <th>Level</th> <th>Factor</th> <th>Loss Factor</th> <th>Factor</th> <th></th> <th></th> </tr> <tr> <th>MHz</th> <th>dBuV/m</th> <th>dBuV/m</th> <th>dB</th> <th>dBuV</th> <th>dB/m</th> <th>dB</th> <th>dB</th> <th>cm</th> <th>deg</th> </tr> </thead> <tbody> <tr> <td>1</td> <td>11570.00</td> <td>50.07</td> <td>74.00</td> <td>-23.93</td> <td>32.29</td> <td>38.50</td> <td>19.57</td> <td>40.72</td> <td>0.43</td> <td>--</td> <td>--</td> <td>PEAK</td> </tr> <tr> <td>2</td> <td>11570.00</td> <td>39.92</td> <td>54.00</td> <td>-14.08</td> <td>22.14</td> <td>38.50</td> <td>19.57</td> <td>40.72</td> <td>0.43</td> <td>--</td> <td>--</td> <td>AVERAGE</td> </tr> <tr> <td>3</td> <td>17355.00</td> <td>53.01</td> <td>68.20</td> <td>-15.19</td> <td>35.98</td> <td>39.91</td> <td>24.10</td> <td>47.44</td> <td>0.46</td> <td>--</td> <td>--</td> <td>PEAK</td> </tr> </tbody> </table>	Limit	Read	Ant	Cable	Preamp	Aux	APos	TPos	Remark	Freq	Level	Line Margin	Level	Factor	Loss Factor	Factor			MHz	dBuV/m	dBuV/m	dB	dBuV	dB/m	dB	dB	cm	deg	1	11570.00	50.07	74.00	-23.93	32.29	38.50	19.57	40.72	0.43	--	--	PEAK	2	11570.00	39.92	54.00	-14.08	22.14	38.50	19.57	40.72	0.43	--	--	AVERAGE	3	17355.00	53.01	68.20	-15.19	35.98	39.91	24.10	47.44	0.46	--	--	PEAK	<p>Site : 03CH21-HY Condition: PEAK(UNII) 3m DRH18-E_LE2C03A18EN_240711 VERTICAL</p> <table border="1"> <thead> <tr> <th>Limit</th> <th>Read</th> <th>Ant</th> <th>Cable</th> <th>Preamp</th> <th>Aux</th> <th>APos</th> <th>TPos</th> <th>Remark</th> </tr> <tr> <th>Freq</th> <th>Level</th> <th>Line Margin</th> <th>Level</th> <th>Factor</th> <th>Loss Factor</th> <th>Factor</th> <th></th> <th></th> </tr> <tr> <th>MHz</th> <th>dBuV/m</th> <th>dBuV/m</th> <th>dB</th> <th>dBuV</th> <th>dB/m</th> <th>dB</th> <th>dB</th> <th>cm</th> <th>deg</th> </tr> </thead> <tbody> <tr> <td>1</td> <td>11570.00</td> <td>50.74</td> <td>74.00</td> <td>-23.26</td> <td>32.96</td> <td>38.50</td> <td>19.57</td> <td>40.72</td> <td>0.43</td> <td>--</td> <td>--</td> <td>PEAK</td> </tr> <tr> <td>2</td> <td>11570.00</td> <td>40.41</td> <td>54.00</td> <td>-13.59</td> <td>22.63</td> <td>38.50</td> <td>19.57</td> <td>40.72</td> <td>0.43</td> <td>--</td> <td>--</td> <td>AVERAGE</td> </tr> <tr> <td>3</td> <td>17355.00</td> <td>52.43</td> <td>68.20</td> <td>-15.77</td> <td>35.40</td> <td>39.91</td> <td>24.10</td> <td>47.44</td> <td>0.46</td> <td>--</td> <td>--</td> <td>PEAK</td> </tr> </tbody> </table>	Limit	Read	Ant	Cable	Preamp	Aux	APos	TPos	Remark	Freq	Level	Line Margin	Level	Factor	Loss Factor	Factor			MHz	dBuV/m	dBuV/m	dB	dBuV	dB/m	dB	dB	cm	deg	1	11570.00	50.74	74.00	-23.26	32.96	38.50	19.57	40.72	0.43	--	--	PEAK	2	11570.00	40.41	54.00	-13.59	22.63	38.50	19.57	40.72	0.43	--	--	AVERAGE	3	17355.00	52.43	68.20	-15.77	35.40	39.91	24.10	47.44	0.46	--	--	PEAK
	Limit	Read	Ant	Cable	Preamp	Aux	APos	TPos	Remark																																																																																																																															
Freq	Level	Line Margin	Level	Factor	Loss Factor	Factor																																																																																																																																		
MHz	dBuV/m	dBuV/m	dB	dBuV	dB/m	dB	dB	cm	deg																																																																																																																															
1	11570.00	50.07	74.00	-23.93	32.29	38.50	19.57	40.72	0.43	--	--	PEAK																																																																																																																												
2	11570.00	39.92	54.00	-14.08	22.14	38.50	19.57	40.72	0.43	--	--	AVERAGE																																																																																																																												
3	17355.00	53.01	68.20	-15.19	35.98	39.91	24.10	47.44	0.46	--	--	PEAK																																																																																																																												
Limit	Read	Ant	Cable	Preamp	Aux	APos	TPos	Remark																																																																																																																																
Freq	Level	Line Margin	Level	Factor	Loss Factor	Factor																																																																																																																																		
MHz	dBuV/m	dBuV/m	dB	dBuV	dB/m	dB	dB	cm	deg																																																																																																																															
1	11570.00	50.74	74.00	-23.26	32.96	38.50	19.57	40.72	0.43	--	--	PEAK																																																																																																																												
2	11570.00	40.41	54.00	-13.59	22.63	38.50	19.57	40.72	0.43	--	--	AVERAGE																																																																																																																												
3	17355.00	52.43	68.20	-15.77	35.40	39.91	24.10	47.44	0.46	--	--	PEAK																																																																																																																												

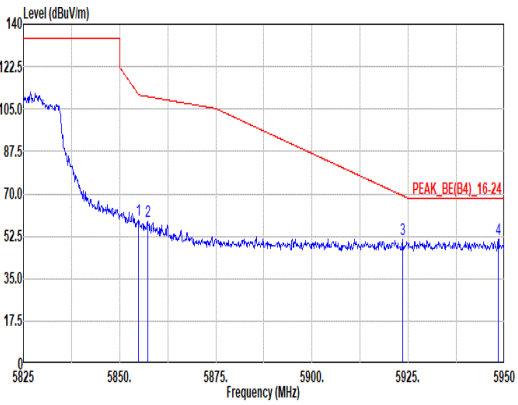
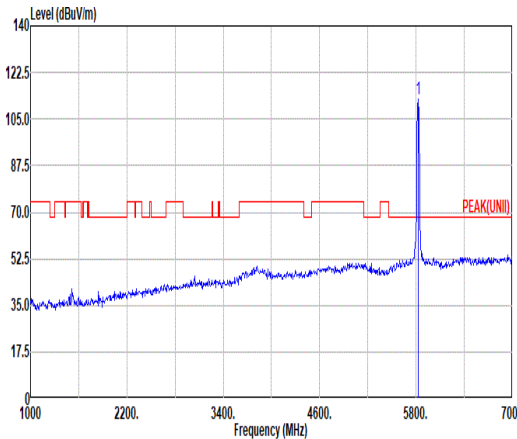
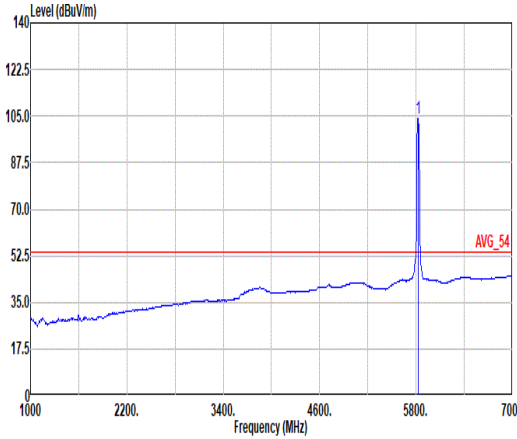


Mode	102	
	Harmonic	
	U-NII-3_5.725-5.85_802.11ax HE20_CH157_5785MHz	
ANT	1+2	
Pol.	Horizontal	Vertical
10.6G ~18G Avg.	<p>Site : 03CH21-HY Condition: AVG_54 3m DRH18-E_LE2C03A18EN_240711 HORIZONTAL</p>	<p>Site : 03CH21-HY Condition: AVG_54 3m DRH18-E_LE2C03A18EN_240711 VERTICAL</p>



Mode	103																																																																																																										
	Band Edge																																																																																																										
	U-NII-3_5.725-5.85_802.11ax HE20_CH165_5825MHz																																																																																																										
ANT	1+2																																																																																																										
Pol.	Horizontal	Fundamental																																																																																																									
Peak	 <p>Site : 03CH21-HY Condition: PEAK_BE(B4)_16-24 3m DRH18-E_LE2C03A18EN_240711 HORIZONTAL : RBW:1000.000kHz VBW:3000.000kHz SWT:Auto</p> <table border="1"> <thead> <tr> <th></th> <th>Limit</th> <th>Read</th> <th>Ant</th> <th>Cable</th> <th>Preamp</th> <th>Aux</th> <th>APos</th> <th>TPos</th> <th>Remark</th> </tr> <tr> <th>Freq</th> <th>Level</th> <th>Line Margin</th> <th>Level</th> <th>Factor</th> <th>Loss</th> <th>Factor</th> <th>Factor</th> <th>cm</th> <th>deg</th> </tr> </thead> <tbody> <tr> <td>1</td> <td>5854.75</td> <td>59.15</td> <td>111.37</td> <td>-52.22</td> <td>46.73</td> <td>33.70</td> <td>13.86</td> <td>35.14</td> <td>0.00</td> <td>211</td> <td>174</td> <td>PEAK</td> </tr> <tr> <td>2</td> <td>5858.38</td> <td>58.00</td> <td>109.85</td> <td>-51.85</td> <td>45.58</td> <td>33.70</td> <td>13.86</td> <td>35.14</td> <td>0.00</td> <td>211</td> <td>174</td> <td>PEAK</td> </tr> <tr> <td>3</td> <td>5924.50</td> <td>48.82</td> <td>68.57</td> <td>-19.75</td> <td>36.43</td> <td>33.65</td> <td>13.94</td> <td>35.20</td> <td>0.00</td> <td>211</td> <td>174</td> <td>PEAK</td> </tr> <tr> <td>4</td> <td>5937.75</td> <td>51.10</td> <td>68.20</td> <td>-17.10</td> <td>38.73</td> <td>33.62</td> <td>13.96</td> <td>35.21</td> <td>0.00</td> <td>211</td> <td>174</td> <td>PEAK</td> </tr> </tbody> </table>		Limit	Read	Ant	Cable	Preamp	Aux	APos	TPos	Remark	Freq	Level	Line Margin	Level	Factor	Loss	Factor	Factor	cm	deg	1	5854.75	59.15	111.37	-52.22	46.73	33.70	13.86	35.14	0.00	211	174	PEAK	2	5858.38	58.00	109.85	-51.85	45.58	33.70	13.86	35.14	0.00	211	174	PEAK	3	5924.50	48.82	68.57	-19.75	36.43	33.65	13.94	35.20	0.00	211	174	PEAK	4	5937.75	51.10	68.20	-17.10	38.73	33.62	13.96	35.21	0.00	211	174	PEAK	 <p>Site : 03CH21-HY Condition: PEAK(UNII) 3m DRH18-E_LE2C03A18EN_240711 HORIZONTAL : RBW:1000.000kHz VBW:3000.000kHz SWT:Auto</p> <table border="1"> <thead> <tr> <th></th> <th>Limit</th> <th>Read</th> <th>Ant</th> <th>Cable</th> <th>Preamp</th> <th>Aux</th> <th>APos</th> <th>TPos</th> <th>Remark</th> </tr> <tr> <th>Freq</th> <th>Level</th> <th>Line Margin</th> <th>Level</th> <th>Factor</th> <th>Loss</th> <th>Factor</th> <th>Factor</th> <th>cm</th> <th>deg</th> </tr> </thead> <tbody> <tr> <td>1</td> <td>5825.00</td> <td>111.51</td> <td>-----</td> <td>-----</td> <td>99.10</td> <td>33.70</td> <td>13.82</td> <td>35.11</td> <td>0.00</td> <td>211</td> <td>174</td> <td>PEAK</td> </tr> </tbody> </table>		Limit	Read	Ant	Cable	Preamp	Aux	APos	TPos	Remark	Freq	Level	Line Margin	Level	Factor	Loss	Factor	Factor	cm	deg	1	5825.00	111.51	-----	-----	99.10	33.70	13.82	35.11	0.00	211	174	PEAK
	Limit	Read	Ant	Cable	Preamp	Aux	APos	TPos	Remark																																																																																																		
Freq	Level	Line Margin	Level	Factor	Loss	Factor	Factor	cm	deg																																																																																																		
1	5854.75	59.15	111.37	-52.22	46.73	33.70	13.86	35.14	0.00	211	174	PEAK																																																																																															
2	5858.38	58.00	109.85	-51.85	45.58	33.70	13.86	35.14	0.00	211	174	PEAK																																																																																															
3	5924.50	48.82	68.57	-19.75	36.43	33.65	13.94	35.20	0.00	211	174	PEAK																																																																																															
4	5937.75	51.10	68.20	-17.10	38.73	33.62	13.96	35.21	0.00	211	174	PEAK																																																																																															
	Limit	Read	Ant	Cable	Preamp	Aux	APos	TPos	Remark																																																																																																		
Freq	Level	Line Margin	Level	Factor	Loss	Factor	Factor	cm	deg																																																																																																		
1	5825.00	111.51	-----	-----	99.10	33.70	13.82	35.11	0.00	211	174	PEAK																																																																																															
Avg.	Blank	 <p>Site : 03CH21-HY Condition: AVG_54 3m DRH18-E_LE2C03A18EN_240711 HORIZONTAL : RBW:1000.000kHz VBW:0.010kHz SWT:Auto</p> <table border="1"> <thead> <tr> <th></th> <th>Limit</th> <th>Read</th> <th>Ant</th> <th>Cable</th> <th>Preamp</th> <th>Aux</th> <th>APos</th> <th>TPos</th> <th>Remark</th> </tr> <tr> <th>Freq</th> <th>Level</th> <th>Line Margin</th> <th>Level</th> <th>Factor</th> <th>Loss</th> <th>Factor</th> <th>Factor</th> <th>cm</th> <th>deg</th> </tr> </thead> <tbody> <tr> <td>1</td> <td>5825.00</td> <td>104.05</td> <td>-----</td> <td>-----</td> <td>91.63</td> <td>33.70</td> <td>13.83</td> <td>35.11</td> <td>0.00</td> <td>211</td> <td>174</td> <td>AVERAGE</td> </tr> </tbody> </table>		Limit	Read	Ant	Cable	Preamp	Aux	APos	TPos	Remark	Freq	Level	Line Margin	Level	Factor	Loss	Factor	Factor	cm	deg	1	5825.00	104.05	-----	-----	91.63	33.70	13.83	35.11	0.00	211	174	AVERAGE																																																																								
	Limit	Read	Ant	Cable	Preamp	Aux	APos	TPos	Remark																																																																																																		
Freq	Level	Line Margin	Level	Factor	Loss	Factor	Factor	cm	deg																																																																																																		
1	5825.00	104.05	-----	-----	91.63	33.70	13.83	35.11	0.00	211	174	AVERAGE																																																																																															



		103																																																																																																									
Mode		Band Edge																																																																																																									
		U-NII-3_5.725-5.85_802.11ax HE20_CH165_5825MHZ																																																																																																									
ANT		1+2																																																																																																									
Pol.	Vertical	Fundamental																																																																																																									
Peak	 <p>Level (dBuV/m) vs Frequency (MHz) plot showing a red limit line and a blue signal line with peaks 1, 2, 3, and 4. A red label 'PEAK_BE(B4)_16-24' is present.</p> <p>Site : 03CH21-HY Condition: PEAK_BE(B4)_16-24 3m DRH18-E_LE2C03A18EN_240711 VERTICAL : RBW:1000.000kHz VBW:3000.000kHz SWT:Auto</p> <table border="1"> <thead> <tr> <th></th> <th>Limit</th> <th>Read</th> <th>Ant</th> <th>Cable</th> <th>Preamp</th> <th>Aux</th> <th>APos</th> <th>TPos</th> <th>Remark</th> </tr> <tr> <th>Freq</th> <th>Level</th> <th>Line Margin</th> <th>Level</th> <th>Factor</th> <th>Loss</th> <th>Factor</th> <th>Factor</th> <th>cm</th> <th>deg</th> </tr> </thead> <tbody> <tr> <td>1</td> <td>5854.80</td> <td>58.95</td> <td>111.00</td> <td>-52.13</td> <td>46.53</td> <td>33.70</td> <td>13.86</td> <td>35.14</td> <td>0.00</td> <td>229</td> <td>272</td> <td>PEAK</td> </tr> <tr> <td>2</td> <td>5857.25</td> <td>58.41</td> <td>110.17</td> <td>-51.76</td> <td>45.99</td> <td>33.70</td> <td>13.86</td> <td>35.14</td> <td>0.00</td> <td>229</td> <td>272</td> <td>PEAK</td> </tr> <tr> <td>3</td> <td>5923.50</td> <td>51.07</td> <td>69.31</td> <td>-18.24</td> <td>38.67</td> <td>33.65</td> <td>13.94</td> <td>35.19</td> <td>0.00</td> <td>229</td> <td>272</td> <td>PEAK</td> </tr> <tr> <td>4</td> <td>5948.38</td> <td>51.27</td> <td>68.20</td> <td>-16.93</td> <td>38.92</td> <td>33.60</td> <td>13.97</td> <td>35.22</td> <td>0.00</td> <td>229</td> <td>272</td> <td>PEAK</td> </tr> </tbody> </table>		Limit	Read	Ant	Cable	Preamp	Aux	APos	TPos	Remark	Freq	Level	Line Margin	Level	Factor	Loss	Factor	Factor	cm	deg	1	5854.80	58.95	111.00	-52.13	46.53	33.70	13.86	35.14	0.00	229	272	PEAK	2	5857.25	58.41	110.17	-51.76	45.99	33.70	13.86	35.14	0.00	229	272	PEAK	3	5923.50	51.07	69.31	-18.24	38.67	33.65	13.94	35.19	0.00	229	272	PEAK	4	5948.38	51.27	68.20	-16.93	38.92	33.60	13.97	35.22	0.00	229	272	PEAK	 <p>Level (dBuV/m) vs Frequency (MHz) plot showing a red limit line and a blue signal line with a prominent peak at 5825 MHz. A red label 'PEAK(U-NII)' is present.</p> <p>Site : 03CH21-HY Condition: PEAK(U-NII) 3m DRH18-E_LE2C03A18EN_240711 VERTICAL : RBW:1000.000kHz VBW:3000.000kHz SWT:Auto</p> <table border="1"> <thead> <tr> <th></th> <th>Limit</th> <th>Read</th> <th>Ant</th> <th>Cable</th> <th>Preamp</th> <th>Aux</th> <th>APos</th> <th>TPos</th> <th>Remark</th> </tr> <tr> <th>Freq</th> <th>Level</th> <th>Line Margin</th> <th>Level</th> <th>Factor</th> <th>Loss</th> <th>Factor</th> <th>Factor</th> <th>cm</th> <th>deg</th> </tr> </thead> <tbody> <tr> <td>1</td> <td>5825.00</td> <td>112.39</td> <td>-----</td> <td>-----</td> <td>99.98</td> <td>33.70</td> <td>13.82</td> <td>35.11</td> <td>0.00</td> <td>229</td> <td>272</td> <td>PEAK</td> </tr> </tbody> </table>		Limit	Read	Ant	Cable	Preamp	Aux	APos	TPos	Remark	Freq	Level	Line Margin	Level	Factor	Loss	Factor	Factor	cm	deg	1	5825.00	112.39	-----	-----	99.98	33.70	13.82	35.11	0.00	229	272	PEAK
		Limit	Read	Ant	Cable	Preamp	Aux	APos	TPos	Remark																																																																																																	
Freq	Level	Line Margin	Level	Factor	Loss	Factor	Factor	cm	deg																																																																																																		
1	5854.80	58.95	111.00	-52.13	46.53	33.70	13.86	35.14	0.00	229	272	PEAK																																																																																															
2	5857.25	58.41	110.17	-51.76	45.99	33.70	13.86	35.14	0.00	229	272	PEAK																																																																																															
3	5923.50	51.07	69.31	-18.24	38.67	33.65	13.94	35.19	0.00	229	272	PEAK																																																																																															
4	5948.38	51.27	68.20	-16.93	38.92	33.60	13.97	35.22	0.00	229	272	PEAK																																																																																															
	Limit	Read	Ant	Cable	Preamp	Aux	APos	TPos	Remark																																																																																																		
Freq	Level	Line Margin	Level	Factor	Loss	Factor	Factor	cm	deg																																																																																																		
1	5825.00	112.39	-----	-----	99.98	33.70	13.82	35.11	0.00	229	272	PEAK																																																																																															
Avg.	Blank	 <p>Level (dBuV/m) vs Frequency (MHz) plot showing a red limit line and a blue signal line with a peak at 5825 MHz. A red label 'AVG_54' is present.</p> <p>Site : 03CH21-HY Condition: AVG_54 3m DRH18-E_LE2C03A18EN_240711 VERTICAL : RBW:1000.000kHz VBW:0.010kHz SWT:Auto</p> <table border="1"> <thead> <tr> <th></th> <th>Limit</th> <th>Read</th> <th>Ant</th> <th>Cable</th> <th>Preamp</th> <th>Aux</th> <th>APos</th> <th>TPos</th> <th>Remark</th> </tr> <tr> <th>Freq</th> <th>Level</th> <th>Line Margin</th> <th>Level</th> <th>Factor</th> <th>Loss</th> <th>Factor</th> <th>Factor</th> <th>cm</th> <th>deg</th> </tr> </thead> <tbody> <tr> <td>1</td> <td>5825.00</td> <td>103.99</td> <td>-----</td> <td>-----</td> <td>91.57</td> <td>33.70</td> <td>13.83</td> <td>35.11</td> <td>0.00</td> <td>229</td> <td>272</td> <td>AVERAGE</td> </tr> </tbody> </table>			Limit	Read	Ant	Cable	Preamp	Aux	APos	TPos	Remark	Freq	Level	Line Margin	Level	Factor	Loss	Factor	Factor	cm	deg	1	5825.00	103.99	-----	-----	91.57	33.70	13.83	35.11	0.00	229	272	AVERAGE																																																																							
		Limit	Read	Ant	Cable	Preamp	Aux	APos	TPos	Remark																																																																																																	
Freq	Level	Line Margin	Level	Factor	Loss	Factor	Factor	cm	deg																																																																																																		
1	5825.00	103.99	-----	-----	91.57	33.70	13.83	35.11	0.00	229	272	AVERAGE																																																																																															



Mode	103																																																																																																																																					
	Harmonic																																																																																																																																					
	U-NII-3_5.725-5.85_802.11ax HE20_CH165_5825MHz																																																																																																																																					
ANT	1+2																																																																																																																																					
Pol.	Horizontal	Vertical																																																																																																																																				
Peak Avg.	<p>Site : 03CH21-HY Condition: PEAK(UNII) 3m DRH18-E_LE2C03A18EN_240711 HORIZONTAL</p> <table border="1"> <thead> <tr> <th>Limit</th> <th>Read</th> <th>Ant</th> <th>Cable</th> <th>Preamp</th> <th>Aux</th> <th>APos</th> <th>TPos</th> <th>Remark</th> </tr> <tr> <th>Freq</th> <th>Level</th> <th>Line Margin</th> <th>Level</th> <th>Factor</th> <th>Loss Factor</th> <th>Factor</th> <th></th> <th></th> </tr> <tr> <th>MHz</th> <th>dBuV/m</th> <th>dBuV/m</th> <th>dB</th> <th>dBuV</th> <th>dB/m</th> <th>dB</th> <th>dB</th> <th>dB</th> </tr> </thead> <tbody> <tr> <td>1</td> <td>11650.00</td> <td>49.86</td> <td>74.00</td> <td>-24.14</td> <td>32.13</td> <td>38.50</td> <td>19.64</td> <td>40.84</td> <td>0.43</td> <td>--</td> <td>--</td> <td>PEAK</td> </tr> <tr> <td>2</td> <td>11650.00</td> <td>39.78</td> <td>54.00</td> <td>-14.22</td> <td>22.05</td> <td>38.50</td> <td>19.64</td> <td>40.84</td> <td>0.43</td> <td>--</td> <td>--</td> <td>AVERAGE</td> </tr> <tr> <td>3</td> <td>17475.00</td> <td>52.44</td> <td>68.20</td> <td>-15.76</td> <td>35.44</td> <td>40.05</td> <td>24.20</td> <td>47.71</td> <td>0.46</td> <td>--</td> <td>--</td> <td>PEAK</td> </tr> </tbody> </table>	Limit	Read	Ant	Cable	Preamp	Aux	APos	TPos	Remark	Freq	Level	Line Margin	Level	Factor	Loss Factor	Factor			MHz	dBuV/m	dBuV/m	dB	dBuV	dB/m	dB	dB	dB	1	11650.00	49.86	74.00	-24.14	32.13	38.50	19.64	40.84	0.43	--	--	PEAK	2	11650.00	39.78	54.00	-14.22	22.05	38.50	19.64	40.84	0.43	--	--	AVERAGE	3	17475.00	52.44	68.20	-15.76	35.44	40.05	24.20	47.71	0.46	--	--	PEAK	<p>Site : 03CH21-HY Condition: PEAK(UNII) 3m DRH18-E_LE2C03A18EN_240711 VERTICAL</p> <table border="1"> <thead> <tr> <th>Limit</th> <th>Read</th> <th>Ant</th> <th>Cable</th> <th>Preamp</th> <th>Aux</th> <th>APos</th> <th>TPos</th> <th>Remark</th> </tr> <tr> <th>Freq</th> <th>Level</th> <th>Line Margin</th> <th>Level</th> <th>Factor</th> <th>Loss Factor</th> <th>Factor</th> <th></th> <th></th> </tr> <tr> <th>MHz</th> <th>dBuV/m</th> <th>dBuV/m</th> <th>dB</th> <th>dBuV</th> <th>dB/m</th> <th>dB</th> <th>dB</th> <th>dB</th> </tr> </thead> <tbody> <tr> <td>1</td> <td>11650.00</td> <td>49.86</td> <td>74.00</td> <td>-24.14</td> <td>32.13</td> <td>38.50</td> <td>19.64</td> <td>40.84</td> <td>0.43</td> <td>--</td> <td>--</td> <td>PEAK</td> </tr> <tr> <td>2</td> <td>11650.00</td> <td>40.20</td> <td>54.00</td> <td>-13.80</td> <td>22.47</td> <td>38.50</td> <td>19.64</td> <td>40.84</td> <td>0.43</td> <td>--</td> <td>--</td> <td>AVERAGE</td> </tr> <tr> <td>3</td> <td>17475.00</td> <td>52.82</td> <td>68.20</td> <td>-15.38</td> <td>35.82</td> <td>40.05</td> <td>24.20</td> <td>47.71</td> <td>0.46</td> <td>--</td> <td>--</td> <td>PEAK</td> </tr> </tbody> </table>	Limit	Read	Ant	Cable	Preamp	Aux	APos	TPos	Remark	Freq	Level	Line Margin	Level	Factor	Loss Factor	Factor			MHz	dBuV/m	dBuV/m	dB	dBuV	dB/m	dB	dB	dB	1	11650.00	49.86	74.00	-24.14	32.13	38.50	19.64	40.84	0.43	--	--	PEAK	2	11650.00	40.20	54.00	-13.80	22.47	38.50	19.64	40.84	0.43	--	--	AVERAGE	3	17475.00	52.82	68.20	-15.38	35.82	40.05	24.20	47.71	0.46	--	--	PEAK
	Limit	Read	Ant	Cable	Preamp	Aux	APos	TPos	Remark																																																																																																																													
Freq	Level	Line Margin	Level	Factor	Loss Factor	Factor																																																																																																																																
MHz	dBuV/m	dBuV/m	dB	dBuV	dB/m	dB	dB	dB																																																																																																																														
1	11650.00	49.86	74.00	-24.14	32.13	38.50	19.64	40.84	0.43	--	--	PEAK																																																																																																																										
2	11650.00	39.78	54.00	-14.22	22.05	38.50	19.64	40.84	0.43	--	--	AVERAGE																																																																																																																										
3	17475.00	52.44	68.20	-15.76	35.44	40.05	24.20	47.71	0.46	--	--	PEAK																																																																																																																										
Limit	Read	Ant	Cable	Preamp	Aux	APos	TPos	Remark																																																																																																																														
Freq	Level	Line Margin	Level	Factor	Loss Factor	Factor																																																																																																																																
MHz	dBuV/m	dBuV/m	dB	dBuV	dB/m	dB	dB	dB																																																																																																																														
1	11650.00	49.86	74.00	-24.14	32.13	38.50	19.64	40.84	0.43	--	--	PEAK																																																																																																																										
2	11650.00	40.20	54.00	-13.80	22.47	38.50	19.64	40.84	0.43	--	--	AVERAGE																																																																																																																										
3	17475.00	52.82	68.20	-15.38	35.82	40.05	24.20	47.71	0.46	--	--	PEAK																																																																																																																										



Mode	103	
	Harmonic	
	U-NII-3_5.725-5.85_802.11ax HE20_CH165_5825MHz	
ANT	1+2	
Pol.	Horizontal	Vertical
10.6G ~18G Avg.	<p>Site : 03CH21-HY Condition: AVG_54 3m DRH18-E_LE2C03A18EN_240711 HORIZONTAL</p>	<p>Site : 03CH21-HY Condition: AVG_54 3m DRH18-E_LE2C03A18EN_240711 VERTICAL</p>

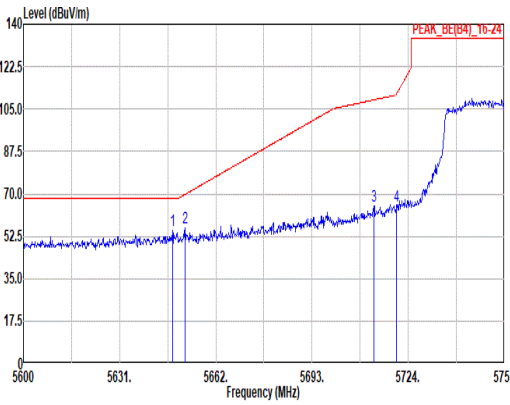
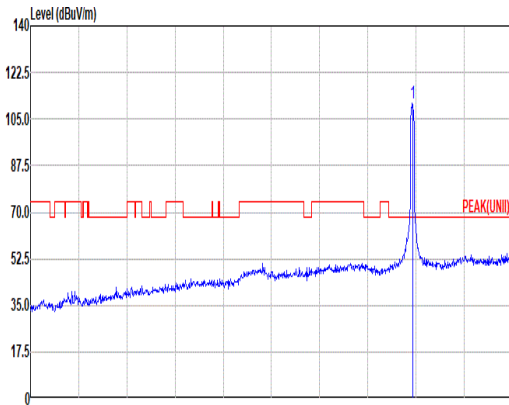
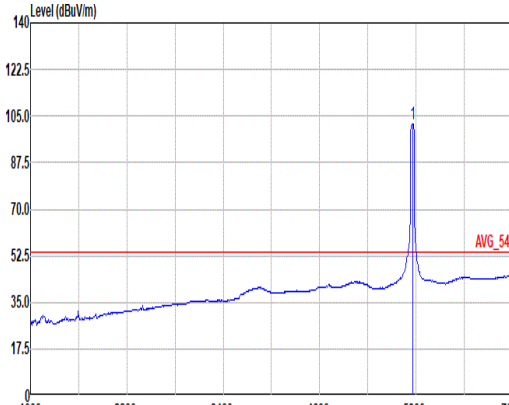


		104																																																																																																										
Mode	Band Edge - L																																																																																																											
	U-NII-3_5.725-5.85_802.11ax HE40_CH151_5755MHz																																																																																																											
ANT	1+2																																																																																																											
Pol.	Horizontal		Fundamental																																																																																																									
Peak	<p>Level (dBuV/m) vs Frequency (MHz)</p> <p>Site : 03CH21-HY Condition: PEAK_BE(B4)_16-24 3m DRH18-E_LE2C03A18EN_240711 HORIZONTAL : RBW:1000.000kHz VBW:3000.000kHz SWT:Auto</p> <table border="1"> <thead> <tr> <th></th> <th>Limit</th> <th>Read</th> <th>Ant</th> <th>Cable</th> <th>Preamp</th> <th>Aux</th> <th>APos</th> <th>TPos</th> <th>Remark</th> </tr> <tr> <th>Freq</th> <th>Level</th> <th>Line Margin</th> <th>Level</th> <th>Factor</th> <th>Loss Factor</th> <th>Factor</th> <th>dB</th> <th>cm</th> <th>deg</th> </tr> </thead> <tbody> <tr> <td>1</td> <td>5644.80</td> <td>53.27</td> <td>68.20</td> <td>-14.93</td> <td>41.45</td> <td>33.17</td> <td>13.60</td> <td>34.95</td> <td>0.00</td> <td>400</td> <td>174</td> <td>PEAK</td> </tr> <tr> <td>2</td> <td>5650.22</td> <td>51.52</td> <td>68.36</td> <td>-16.84</td> <td>39.67</td> <td>33.20</td> <td>13.61</td> <td>34.96</td> <td>0.00</td> <td>400</td> <td>174</td> <td>PEAK</td> </tr> <tr> <td>3</td> <td>5702.61</td> <td>61.04</td> <td>105.93</td> <td>-44.89</td> <td>48.86</td> <td>33.51</td> <td>13.67</td> <td>35.00</td> <td>0.00</td> <td>400</td> <td>174</td> <td>PEAK</td> </tr> <tr> <td>4</td> <td>5720.28</td> <td>62.37</td> <td>111.44</td> <td>-49.07</td> <td>50.12</td> <td>33.58</td> <td>13.69</td> <td>35.02</td> <td>0.00</td> <td>400</td> <td>174</td> <td>PEAK</td> </tr> </tbody> </table>			Limit	Read	Ant	Cable	Preamp	Aux	APos	TPos	Remark	Freq	Level	Line Margin	Level	Factor	Loss Factor	Factor	dB	cm	deg	1	5644.80	53.27	68.20	-14.93	41.45	33.17	13.60	34.95	0.00	400	174	PEAK	2	5650.22	51.52	68.36	-16.84	39.67	33.20	13.61	34.96	0.00	400	174	PEAK	3	5702.61	61.04	105.93	-44.89	48.86	33.51	13.67	35.00	0.00	400	174	PEAK	4	5720.28	62.37	111.44	-49.07	50.12	33.58	13.69	35.02	0.00	400	174	PEAK	<p>Level (dBuV/m) vs Frequency (MHz)</p> <p>Site : 03CH21-HY Condition: PEAK(UNII) 3m DRH18-E_LE2C03A18EN_240711 HORIZONTAL : RBW:1000.000kHz VBW:3000.000kHz SWT:Auto</p> <table border="1"> <thead> <tr> <th></th> <th>Limit</th> <th>Read</th> <th>Ant</th> <th>Cable</th> <th>Preamp</th> <th>Aux</th> <th>APos</th> <th>TPos</th> <th>Remark</th> </tr> <tr> <th>Freq</th> <th>Level</th> <th>Line Margin</th> <th>Level</th> <th>Factor</th> <th>Loss Factor</th> <th>Factor</th> <th>dB</th> <th>cm</th> <th>deg</th> </tr> </thead> <tbody> <tr> <td>1</td> <td>5755.00</td> <td>107.87</td> <td>-----</td> <td>-----</td> <td>95.50</td> <td>33.68</td> <td>13.73</td> <td>35.04</td> <td>0.00</td> <td>400</td> <td>174</td> <td>PEAK</td> </tr> </tbody> </table>		Limit	Read	Ant	Cable	Preamp	Aux	APos	TPos	Remark	Freq	Level	Line Margin	Level	Factor	Loss Factor	Factor	dB	cm	deg	1	5755.00	107.87	-----	-----	95.50	33.68	13.73	35.04	0.00	400	174	PEAK
		Limit	Read	Ant	Cable	Preamp	Aux	APos	TPos	Remark																																																																																																		
Freq	Level	Line Margin	Level	Factor	Loss Factor	Factor	dB	cm	deg																																																																																																			
1	5644.80	53.27	68.20	-14.93	41.45	33.17	13.60	34.95	0.00	400	174	PEAK																																																																																																
2	5650.22	51.52	68.36	-16.84	39.67	33.20	13.61	34.96	0.00	400	174	PEAK																																																																																																
3	5702.61	61.04	105.93	-44.89	48.86	33.51	13.67	35.00	0.00	400	174	PEAK																																																																																																
4	5720.28	62.37	111.44	-49.07	50.12	33.58	13.69	35.02	0.00	400	174	PEAK																																																																																																
	Limit	Read	Ant	Cable	Preamp	Aux	APos	TPos	Remark																																																																																																			
Freq	Level	Line Margin	Level	Factor	Loss Factor	Factor	dB	cm	deg																																																																																																			
1	5755.00	107.87	-----	-----	95.50	33.68	13.73	35.04	0.00	400	174	PEAK																																																																																																
Avg.	Blank		<p>Level (dBuV/m) vs Frequency (MHz)</p> <p>Site : 03CH21-HY Condition: AVG_54 3m DRH18-E_LE2C03A18EN_240711 HORIZONTAL : RBW:1000.000kHz VBW:0.010kHz SWT:Auto</p> <table border="1"> <thead> <tr> <th></th> <th>Limit</th> <th>Read</th> <th>Ant</th> <th>Cable</th> <th>Preamp</th> <th>Aux</th> <th>APos</th> <th>TPos</th> <th>Remark</th> </tr> <tr> <th>Freq</th> <th>Level</th> <th>Line Margin</th> <th>Level</th> <th>Factor</th> <th>Loss Factor</th> <th>Factor</th> <th>dB</th> <th>cm</th> <th>deg</th> </tr> </thead> <tbody> <tr> <td>1</td> <td>5755.00</td> <td>99.54</td> <td>-----</td> <td>-----</td> <td>87.17</td> <td>33.68</td> <td>13.73</td> <td>35.04</td> <td>0.00</td> <td>400</td> <td>174</td> <td>AVERAGE</td> </tr> </tbody> </table>		Limit	Read	Ant	Cable	Preamp	Aux	APos	TPos	Remark	Freq	Level	Line Margin	Level	Factor	Loss Factor	Factor	dB	cm	deg	1	5755.00	99.54	-----	-----	87.17	33.68	13.73	35.04	0.00	400	174	AVERAGE																																																																								
	Limit	Read	Ant	Cable	Preamp	Aux	APos	TPos	Remark																																																																																																			
Freq	Level	Line Margin	Level	Factor	Loss Factor	Factor	dB	cm	deg																																																																																																			
1	5755.00	99.54	-----	-----	87.17	33.68	13.73	35.04	0.00	400	174	AVERAGE																																																																																																



Mode	104																																																																							
	Band Edge - R																																																																							
	U-NII-3_5.725-5.85_802.11ax HE40_CH151_5755MHz																																																																							
ANT	1+2																																																																							
Pol.	Horizontal	Fundamental																																																																						
Peak	<p>Site : 03CH21-HY Condition: PEAK_BE(B4)_16-24 3m DRH18-E_LE2C03A18EN_240711 HORIZONTAL : RBW:1000.000kHz VBW:3000.000kHz SWT:Auto</p> <table border="1"> <thead> <tr> <th>Peak</th> <th>Limit</th> <th>Read</th> <th>Ant</th> <th>Cable</th> <th>Preamp</th> <th>Aux</th> <th>APos</th> <th>TPos</th> <th>Remark</th> </tr> <tr> <th>Freq</th> <th>Level</th> <th>Line Margin</th> <th>Level</th> <th>Factor</th> <th>Loss Factor</th> <th>Factor</th> <th>dB</th> <th>cm</th> <th>deg</th> </tr> <tr> <th>MHz</th> <th>dBuV/m</th> <th>dBuV/m</th> <th>dB</th> <th>dBuV</th> <th>dB/m</th> <th>dB</th> <th>dB</th> <th>dB</th> <th></th> </tr> </thead> <tbody> <tr> <td>1 5854.84</td> <td>47.91</td> <td>111.17</td> <td>-63.26</td> <td>35.49</td> <td>33.70</td> <td>13.86</td> <td>35.14</td> <td>0.00</td> <td>400 174 PEAK</td> </tr> <tr> <td>2 5872.98</td> <td>49.68</td> <td>105.77</td> <td>-56.09</td> <td>37.25</td> <td>33.70</td> <td>13.88</td> <td>35.15</td> <td>0.00</td> <td>400 174 PEAK</td> </tr> <tr> <td>3 5924.65</td> <td>47.99</td> <td>68.46</td> <td>-20.47</td> <td>35.60</td> <td>33.65</td> <td>13.94</td> <td>35.20</td> <td>0.00</td> <td>400 174 PEAK</td> </tr> <tr> <td>4 5948.44</td> <td>51.50</td> <td>68.20</td> <td>-16.70</td> <td>39.15</td> <td>33.60</td> <td>13.97</td> <td>35.22</td> <td>0.00</td> <td>400 174 PEAK</td> </tr> </tbody> </table>	Peak	Limit	Read	Ant	Cable	Preamp	Aux	APos	TPos	Remark	Freq	Level	Line Margin	Level	Factor	Loss Factor	Factor	dB	cm	deg	MHz	dBuV/m	dBuV/m	dB	dBuV	dB/m	dB	dB	dB		1 5854.84	47.91	111.17	-63.26	35.49	33.70	13.86	35.14	0.00	400 174 PEAK	2 5872.98	49.68	105.77	-56.09	37.25	33.70	13.88	35.15	0.00	400 174 PEAK	3 5924.65	47.99	68.46	-20.47	35.60	33.65	13.94	35.20	0.00	400 174 PEAK	4 5948.44	51.50	68.20	-16.70	39.15	33.60	13.97	35.22	0.00	400 174 PEAK	Blank
Peak	Limit	Read	Ant	Cable	Preamp	Aux	APos	TPos	Remark																																																															
Freq	Level	Line Margin	Level	Factor	Loss Factor	Factor	dB	cm	deg																																																															
MHz	dBuV/m	dBuV/m	dB	dBuV	dB/m	dB	dB	dB																																																																
1 5854.84	47.91	111.17	-63.26	35.49	33.70	13.86	35.14	0.00	400 174 PEAK																																																															
2 5872.98	49.68	105.77	-56.09	37.25	33.70	13.88	35.15	0.00	400 174 PEAK																																																															
3 5924.65	47.99	68.46	-20.47	35.60	33.65	13.94	35.20	0.00	400 174 PEAK																																																															
4 5948.44	51.50	68.20	-16.70	39.15	33.60	13.97	35.22	0.00	400 174 PEAK																																																															



	104																																																																																																																														
Mode	Band Edge - L																																																																																																																														
	U-NII-3_5.725-5.85_802.11ax HE40_CH151_5755MHz																																																																																																																														
ANT	1+2																																																																																																																														
Pol.	Vertical	Fundamental																																																																																																																													
Peak	 <p>Site : 03CH21-HY Condition: PEAK_BE(B4)_16-24 3m DRH18-E_LE2C03A18EN_240711 VERTICAL : RBW:1000.000kHz VBW:3000.000kHz SWT:Auto</p> <table border="1"> <thead> <tr> <th></th> <th>Limit</th> <th>Read</th> <th>Ant</th> <th>Cable</th> <th>Preamp</th> <th>Aux</th> <th>Apos</th> <th>TPos</th> <th></th> </tr> <tr> <th>Freq</th> <th>Level</th> <th>Line Margin</th> <th>Level</th> <th>Factor</th> <th>Loss</th> <th>Factor</th> <th>Factor</th> <th></th> <th>Remark</th> </tr> <tr> <th>MHz</th> <th>dBuV/m</th> <th>dBuV/m</th> <th>dB</th> <th>dBuV</th> <th>dB/m</th> <th>dB</th> <th>dB</th> <th>cm</th> <th>deg</th> </tr> </thead> <tbody> <tr> <td>1</td> <td>5640.05</td> <td>54.83</td> <td>68.20</td> <td>-13.37</td> <td>42.99</td> <td>33.19</td> <td>13.61</td> <td>34.96</td> <td>0.00</td> <td>211</td> <td>91</td> <td>PEAK</td> </tr> <tr> <td>2</td> <td>5652.08</td> <td>56.24</td> <td>69.75</td> <td>-13.51</td> <td>44.38</td> <td>33.21</td> <td>13.61</td> <td>34.96</td> <td>0.00</td> <td>211</td> <td>91</td> <td>PEAK</td> </tr> <tr> <td>3</td> <td>5713.00</td> <td>64.81</td> <td>108.84</td> <td>-44.03</td> <td>52.58</td> <td>33.55</td> <td>13.69</td> <td>35.01</td> <td>0.00</td> <td>211</td> <td>91</td> <td>PEAK</td> </tr> <tr> <td>4</td> <td>5720.13</td> <td>65.09</td> <td>111.09</td> <td>-46.00</td> <td>52.84</td> <td>33.58</td> <td>13.69</td> <td>35.02</td> <td>0.00</td> <td>211</td> <td>91</td> <td>PEAK</td> </tr> </tbody> </table>		Limit	Read	Ant	Cable	Preamp	Aux	Apos	TPos		Freq	Level	Line Margin	Level	Factor	Loss	Factor	Factor		Remark	MHz	dBuV/m	dBuV/m	dB	dBuV	dB/m	dB	dB	cm	deg	1	5640.05	54.83	68.20	-13.37	42.99	33.19	13.61	34.96	0.00	211	91	PEAK	2	5652.08	56.24	69.75	-13.51	44.38	33.21	13.61	34.96	0.00	211	91	PEAK	3	5713.00	64.81	108.84	-44.03	52.58	33.55	13.69	35.01	0.00	211	91	PEAK	4	5720.13	65.09	111.09	-46.00	52.84	33.58	13.69	35.02	0.00	211	91	PEAK	 <p>Site : 03CH21-HY Condition: PEAK(UNII) 3m DRH18-E_LE2C03A18EN_240711 VERTICAL : RBW:1000.000kHz VBW:3000.000kHz SWT:Auto</p> <table border="1"> <thead> <tr> <th></th> <th>Limit</th> <th>Read</th> <th>Ant</th> <th>Cable</th> <th>Preamp</th> <th>Aux</th> <th>Apos</th> <th>TPos</th> <th></th> </tr> <tr> <th>Freq</th> <th>Level</th> <th>Line Margin</th> <th>Level</th> <th>Factor</th> <th>Loss</th> <th>Factor</th> <th>Factor</th> <th></th> <th>Remark</th> </tr> <tr> <th>MHz</th> <th>dBuV/m</th> <th>dBuV/m</th> <th>dB</th> <th>dBuV</th> <th>dB/m</th> <th>dB</th> <th>dB</th> <th>cm</th> <th>deg</th> </tr> </thead> <tbody> <tr> <td>1</td> <td>5755.00</td> <td>110.86</td> <td>-----</td> <td>-----</td> <td>98.49</td> <td>33.68</td> <td>13.73</td> <td>35.04</td> <td>0.00</td> <td>211</td> <td>91</td> <td>PEAK</td> </tr> </tbody> </table>		Limit	Read	Ant	Cable	Preamp	Aux	Apos	TPos		Freq	Level	Line Margin	Level	Factor	Loss	Factor	Factor		Remark	MHz	dBuV/m	dBuV/m	dB	dBuV	dB/m	dB	dB	cm	deg	1	5755.00	110.86	-----	-----	98.49	33.68	13.73	35.04	0.00	211	91	PEAK
	Limit	Read	Ant	Cable	Preamp	Aux	Apos	TPos																																																																																																																							
Freq	Level	Line Margin	Level	Factor	Loss	Factor	Factor		Remark																																																																																																																						
MHz	dBuV/m	dBuV/m	dB	dBuV	dB/m	dB	dB	cm	deg																																																																																																																						
1	5640.05	54.83	68.20	-13.37	42.99	33.19	13.61	34.96	0.00	211	91	PEAK																																																																																																																			
2	5652.08	56.24	69.75	-13.51	44.38	33.21	13.61	34.96	0.00	211	91	PEAK																																																																																																																			
3	5713.00	64.81	108.84	-44.03	52.58	33.55	13.69	35.01	0.00	211	91	PEAK																																																																																																																			
4	5720.13	65.09	111.09	-46.00	52.84	33.58	13.69	35.02	0.00	211	91	PEAK																																																																																																																			
	Limit	Read	Ant	Cable	Preamp	Aux	Apos	TPos																																																																																																																							
Freq	Level	Line Margin	Level	Factor	Loss	Factor	Factor		Remark																																																																																																																						
MHz	dBuV/m	dBuV/m	dB	dBuV	dB/m	dB	dB	cm	deg																																																																																																																						
1	5755.00	110.86	-----	-----	98.49	33.68	13.73	35.04	0.00	211	91	PEAK																																																																																																																			
Avg.	Blank	 <p>Site : 03CH21-HY Condition: AVG_54 3m DRH18-E_LE2C03A18EN_240711 VERTICAL : RBW:1000.000kHz VBW:0.010kHz SWT:Auto</p> <table border="1"> <thead> <tr> <th></th> <th>Limit</th> <th>Read</th> <th>Ant</th> <th>Cable</th> <th>Preamp</th> <th>Aux</th> <th>Apos</th> <th>TPos</th> <th></th> </tr> <tr> <th>Freq</th> <th>Level</th> <th>Line Margin</th> <th>Level</th> <th>Factor</th> <th>Loss</th> <th>Factor</th> <th>Factor</th> <th></th> <th>Remark</th> </tr> <tr> <th>MHz</th> <th>dBuV/m</th> <th>dBuV/m</th> <th>dB</th> <th>dBuV</th> <th>dB/m</th> <th>dB</th> <th>dB</th> <th>cm</th> <th>deg</th> </tr> </thead> <tbody> <tr> <td>1</td> <td>5755.00</td> <td>102.12</td> <td>-----</td> <td>-----</td> <td>89.73</td> <td>33.70</td> <td>13.74</td> <td>35.05</td> <td>0.00</td> <td>211</td> <td>91</td> <td>AVERAGE</td> </tr> </tbody> </table>		Limit	Read	Ant	Cable	Preamp	Aux	Apos	TPos		Freq	Level	Line Margin	Level	Factor	Loss	Factor	Factor		Remark	MHz	dBuV/m	dBuV/m	dB	dBuV	dB/m	dB	dB	cm	deg	1	5755.00	102.12	-----	-----	89.73	33.70	13.74	35.05	0.00	211	91	AVERAGE																																																																																		
	Limit	Read	Ant	Cable	Preamp	Aux	Apos	TPos																																																																																																																							
Freq	Level	Line Margin	Level	Factor	Loss	Factor	Factor		Remark																																																																																																																						
MHz	dBuV/m	dBuV/m	dB	dBuV	dB/m	dB	dB	cm	deg																																																																																																																						
1	5755.00	102.12	-----	-----	89.73	33.70	13.74	35.05	0.00	211	91	AVERAGE																																																																																																																			