

ATTACHMENT A. TEST SETUP PHOTOGRAPHS



Figure 0-1
Test Setup for Wireless Device






Figure 0-2
Test Setup for Wireless Device

FCC ID: BEJLX550		HAC (RF EMISSIONS) TEST REPORT		Reviewed by: Quality Manager
Filename: 0606260541-R2	Test Dates: July 10 - 24, 2006	EUT Type: Dual-Band CDMA Phone with Bluetooth		Page 33 of 34

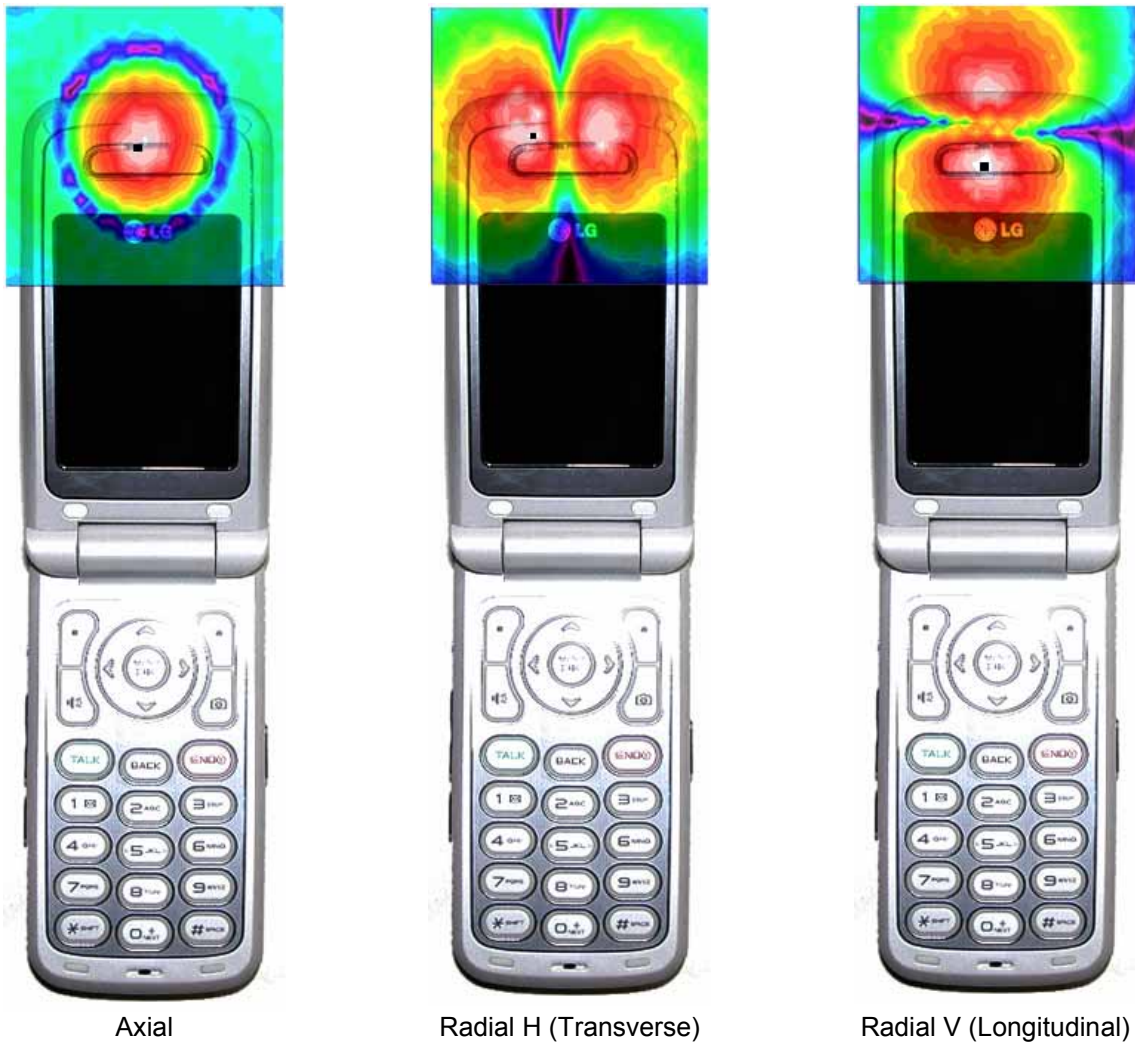




Figure 0-3
T-Coil Scan Overlay Magnetic Field Distributions

Note: Final measurement locations are indicated by a cursor on the contour plots.

FCC ID: BEJLX550	 HAC (RF EMISSIONS) TEST REPORT 		Reviewed by: Quality Manager
Filename: 0606260541-R2	Test Dates: July 10 - 24, 2006	EUT Type: Dual-Band CDMA Phone with Bluetooth	Page 34 of 34