

Test Set-Up Photos

1. Conducted Emission Test




FRONT VIEW




BACK VIEW


2. Radiated Electromagnetic Emission Test




FRONT VIEW OF RADIATED EMISSION TEST



BACK VIEW OF RADIATED EMISSION TEST



*SETUP WITH MAXIMUM DETECTED EMISSION AT HORIZONTAL POLARIZATION
(TEST MODE: D-SUB 1680*1050@60Hz)*



*SETUP WITH MAXIMUM DETECTED EMISSION AT VERTICAL POLARIZATION
(TEST MODE: D-SUB 1680*1050@60Hz)*