

## APPENDIX A. SETUP PHOTOGRAPHS

See following Attached Pages for setup photographs.





<b>PCTEST™ HAC REPORT</b>		<b>FCC MEASUREMENT REPORT</b>		<b>Reviewed by:</b> Quality Manager
<b>HAC Filename:</b> HAC.0510260746.BEJ	<b>Test Dates:</b> November 17 - 21, 2005	<b>EUT Type:</b> Dual-Band GSM Phone	<b>FCC ID:</b> BEJCG300	Page 64 of 65



Figure 30



Figure 31

<b>PCTEST™ HAC REPORT</b>		<b>FCC MEASUREMENT REPORT</b>		<b>Reviewed by:</b> Quality Manager
<b>HAC Filename:</b> HAC.0510260746.BEJ	<b>Test Dates:</b> November 17 - 21, 2005	<b>EUT Type:</b> Dual-Band GSM Phone	<b>FCC ID:</b> BEJCG300	Page 65 of 65