



TEST REPORT

Test Report No. : UL-RPT-RP11241886JD07P V4.0

Manufacturer : Apple Inc.
Model No. : A1779
FCC ID : BCG-E3086A
Technology : LTE – Band 2
Test Standard(s) : FCC Part 24 Subpart E

1. This test report shall not be reproduced in full or partial, without the written approval of UL VS LTD.
2. The results in this report apply only to the sample(s) tested.
3. The sample tested is in compliance with the above standard(s).
4. The test results in this report are traceable to the national or international standards.
5. Version 4.0 supersedes all previous versions.

Date of Issue: 03 August 2016

Checked by:

Sarah Williams
Engineer, Radio Laboratory

Company Signatory:

Steven White
Service Lead, Radio Laboratory
UL VS LTD



This laboratory is accredited by UKAS.
The tests reported herein have been
performed in accordance with its terms
of accreditation.

UL VS LTD

Pavilion A, Ashwood Park, Ashwood Way, Basingstoke, Hampshire, RG23 8BG, UK
Telephone: +44 (0)1256 312000
Facsimile: +44 (0)1256 312001

This page has been left intentionally blank.

Table of Contents

1. Customer Information.....	4
2. Summary of Testing.....	5
2.1. General Information	5
2.2. Summary of Test Results	5
2.3. Methods and Procedures	5
2.4. Deviations from the Test Specification	5
3. Equipment Under Test (EUT)	6
3.1. Identification of Equipment Under Test (EUT)	6
3.2. Description of EUT	7
3.3. Modifications Incorporated in the EUT	7
3.4. Additional Information Related to Testing	8
3.5. Support Equipment	9
4. Operation and Monitoring of the EUT during Testing	10
4.1. Operating Modes	10
4.2. Configuration and Peripherals	10
4.3. Resource Block Allocation	11
5. Measurements, Examinations and Derived Results.....	12
5.1. General Comments	12
5.2. Test Results	13
5.2.1. Transmitter Output Power (EIRP) – LAT	13
5.2.2. Transmitter Output Power (EIRP) – UAT	27
5.2.3. Transmitter Peak-To-Average Ratio (PAR)	41
5.2.4. Transmitter Occupied Bandwidth	55
5.2.5. Transmitter Out of Band Radiated Emissions – LAT	69
5.2.6. Transmitter Out of Band Radiated Emissions – UAT	73
5.2.7. Transmitter Radiated Emissions at Band Edges – LAT	76
5.2.8. Transmitter Radiated Emissions at Band Edges – UAT	103
5.2.9. Transmitter Frequency Stability (Temperature Variation)	131
5.2.10. Transmitter Frequency Stability (Voltage Variation)	133
6. Measurement Uncertainty	135
7. Report Revision History	136

1. Customer Information

Company Name:	Apple Inc.
Address:	1 Infinite Loop Cupertino, CA 95014 U.S.A.

2. Summary of Testing

2.1. General Information

Specification Reference:	47CFR24
Specification Title:	Code of Federal Regulations Volume 47 (Telecommunications): Part 24 Subpart E (Personal Communication Services)
Site Registration:	209735
Location of Testing:	UL VS LTD, Unit 3 Horizon, Wade Road, Kingsland Business Park, Basingstoke, Hampshire, RG24 8AH, United Kingdom
Test Dates:	12 May 2016 to 20 July 2016

2.2. Summary of Test Results

FCC Reference (47CFR)	Measurement	Result
Part 24.232(c)	Transmitter Output Power (EIRP)	Complied
Part 24.232(d)	Peak-to-Average Ratio (PAR)	Complied
Part 2.1049	Transmitter Occupied Bandwidth	Complied
Part 2.1053 / 24.238(a)	Transmitter Out of Band Radiated Emissions	Complied
Part 2.1053 / 24.238(a)	Transmitter Band Edge Radiated Emissions	Complied
Part 2.1055 / 24.235	Transmitter Frequency Stability (Temperature and Voltage Variation)	Complied

2.3. Methods and Procedures

Reference:	ANSI/TIA-603-D-2010
Title:	Land Mobile Communications Equipment, Measurements and performance Standards
Reference:	FCC KDB 971168 D01 v02r02, October 17 2014
Title:	Measurement Guidance for Certification of Licensed Digital Transmitters

2.4. Deviations from the Test Specification

For the measurements contained within this test report, there were no deviations from, additions to, or exclusions from the test specification identified above.

3. Equipment Under Test (EUT)

3.1. Identification of Equipment Under Test (EUT)

Brand Name:	Apple
Model Name or Number:	A1779
Test Sample Serial Number:	C7CRG018H6DH
Test Sample IMEI:	358640070087482 (<i>Radiated LAT Sample</i>)
Hardware Version:	REV1.0
Software Version:	iOS: 14A241z BB FW: 0.16.04
FCC ID:	BCG-E3086A

Brand Name:	Apple
Model Name or Number:	A1779
Test Sample Serial Number:	C7CRF01NH7X9
Test Sample IMEI:	358640070022893 (<i>Radiated UAT Sample</i>)
Hardware Version:	REV1.0
Software Version:	iOS: 14A241z BB FW: 0.16.04
FCC ID:	BCG-E3086A

Brand Name:	Apple
Model Name or Number:	A1779
Test Sample Serial Number:	C7CRR02THCPX
Test Sample IMEI:	358640070064218 (<i>Conducted Sample #1</i>)
Hardware Version Number:	REV1.0
Software Version Number:	iOS: 14A241z BB FW: 0.16.04
FCC ID:	BCG-E3086A

Brand Name:	Apple
Model Name or Number:	A1779
Test Sample Serial Number:	C7CRR024HCPX
Test Sample IMEI:	358640070066221 (<i>Conducted Sample #2</i>)
Hardware Version Number:	REV1.0
Software Version Number:	iOS: 14A241z BB FW: 0.16.04
FCC ID:	BCG-E3086A

Identification of Equipment Under Test (continued)

Brand Name:	Apple
Model Name or Number:	A1779
Test Sample Serial Number:	C7CRG02QH6DH (<i>Conducted Sample #3</i>)
Hardware Version Number:	REV1.0
Software Version Number:	iOS: 14A241z BB FW: 0.16.04
FCC ID:	BCG-E3086A

3.2. Description of EUT

The Equipment Under Test was a mobile phone with GSM/GPRS/EGPRS/UMTS/LTE/TD-SCDMA and CDMA technologies. It also supports IEEE 802.11a/b/g/n/ac, Bluetooth®, GPS and NFC. The rechargeable battery is not user accessible.

3.3. Modifications Incorporated in the EUT

No modifications were applied to the EUT during testing.

3.4. Additional Information Related to Testing

Tested Technology:	LTE Band 2		
Type of Equipment	Transceiver		
Channel Bandwidth(s):	1.4, 3, 5, 10, 15 & 20 MHz		
Modulation Type:	QPSK & 16QAM		
Duty Cycle:	100%		
Antenna Type:	Integral		
Antenna Gain (LAT):	-2.25 dBi		
Antenna Gain (UAT):	0.35 dBi		
Power Supply Requirement(s):	Nominal	3.8 VDC	
	Minimum	3.5 VDC	
	Maximum	4.4 VDC	
Transmit Frequency Range:	1850 to 1910 MHz		
Channels Tested:	Channel Bandwidth (MHz)	N_{ul}	Frequency of Uplink (MHz)
Bottom Channel	1.4	18607	1850.7
	3	18615	1851.5
	5	18625	1852.5
	10	18650	1855.0
	15	18675	1857.5
	20	18700	1860.0
Middle Channel	All	18900	1880.0
Top Channel	1.4	19193	1909.3
	3	19185	1908.5
	5	19175	1907.5
	10	19150	1905.0
	15	19125	1902.5
	20	19100	1900.0

3.5. Support Equipment

The following support equipment was used to exercise the EUT during testing:

Description:	Laptop PC
Brand Name:	Dell
Model Name or Number:	Latitude E5410
Serial Number:	UL Asset No. 00763

Description:	USB diagnostic cable
Brand Name:	Not stated
Model Name or Number:	Kong
Serial Number:	202D5E

Description:	Personal Hands Free (PHF)
Brand Name:	Apple
Model Name or Number:	Apple Ear Plugs
Serial Number:	Not stated

4. Operation and Monitoring of the EUT during Testing

4.1. Operating Modes

The EUT was tested in the following operating mode(s):

- Transmit Mode – The EUT was set to transmit with maximum output power using the required channel bandwidth. QPSK and 16QAM modulations were both tested, with Resource Block allocation as detailed in section 4.3.

4.2. Configuration and Peripherals

The EUT was tested in the following configuration(s):

- The EUT was placed into a non-ui mode by using the teraterm application on a UL laptop PC. Instructions were provided by the customer to enable the baseband and radio (*Cellular_RSE_setup_V3.0.doc*). This enabled the EUT to connect via a radiated link with the Rohde & Schwarz CMW 500 system simulator operating in transceiver mode. The CMW 500 was used to configure the EUT operating mode.
- The device contains two cellular antennas which do not transmit simultaneously.
 - LAT – Lower Antenna (Primary)
 - UAT – Upper Antenna (Secondary)

Both antennas have been tested to demonstrate compliance.

- For the LAT conducted measurements, the RF conducted port was connected with an external RF cable, supplied by the customer.
- For the UAT conducted cellular measurements, the RF conducted port was exposed and extended with a short RF cable supplied by the customer.
- Conducted measurements at temperature and voltage extremes were performed using a conducted sample supplied by the customer. Short DC flying leads were connected internally to the device in place of the battery, and exited through a hole in the casing. These leads were then extended to a DC power supply for testing purposes.
- The EUT was placed in three orthogonal orientations X, Y and Z to determine the worst case orientation for radiated spurious emissions. The worst case orientation for the LAT was X and for the UAT was Z.
- Transmitter radiated spurious emissions tests were performed with the EUT set to transmit with a 10 MHz channel bandwidth with QPSK modulation applied and 1 resource block with 0 offset. This was found to be the worst case modulation scheme with regards to emissions after preliminary investigations and therefore it was deemed to be the worst case.
- The worst-case radiated emission among all accessories, is determined by the manufacturer to be with the headset connected. The compliance lab performed final testing only with the headset attached.
- Transmitter radiated spurious emissions tests were performed with the PHF connected to the EUT.

4.3. Resource Block Allocation

Channel Bandwidth (MHz)	Maximum No. of Resource Blocks	Resource Block / Offset Number					
		Sub Test 1		Sub Test 2		Sub Test 3	
		RB	Offset	RB	Offset	RB	Offset
1.4	6	1	0	1	5	6	0
3	15	1	0	1	14	15	0
5	25	1	0	1	24	25	0
10	50	1	0	1	49	50	0
15	75	1	0	1	74	75	0
20	100	1	0	1	99	100	0

Transmitter Occupied Bandwidth was carried out using sub test 3, for both QPSK and 16QAM modulation schemes.

Transmitter radiated spurious emissions tests were performed with the EUT set to transmit with a 10 MHz channel bandwidth with QPSK modulation applied and 1 resource block with 0 offset. This was found to be the worst case modulation scheme with regards to emissions after preliminary investigations and therefore it was deemed to be the worst case.

Transmitter Radiated Band Edge Emissions was tested with sub tests 1, 2 and 3 on all supported channel bandwidths using QPSK and 16-QAM modulations.

Transmitter Frequency Stability test was carried out with sub test 3, with a channel bandwidth of 1.4 MHz only.

5. Measurements, Examinations and Derived Results

5.1. General Comments

Measurement uncertainties are evaluated in accordance with current best practice. Our reported expanded uncertainties are based on standard uncertainties, which are multiplied by an appropriate coverage factor to provide a statistical confidence level of approximately 95%. Please refer to *Section 6. Measurement Uncertainty* for details.

In accordance with UKAS requirements all the measurement equipment is on a calibration schedule. All equipment was within the calibration period on the date of testing.

5.2. Test Results

5.2.1. Transmitter Output Power (EIRP) – LAT

Test Summary:

Test Engineer:	Keith Tucker	Test Date:	20 June 2016
Test Sample IMEI:	358640070064218		

FCC Reference:	Part 24.232(c)
Test Method Used:	KDB 971168 Section 2.2 footnote 1, Section 5.6 & Notes below

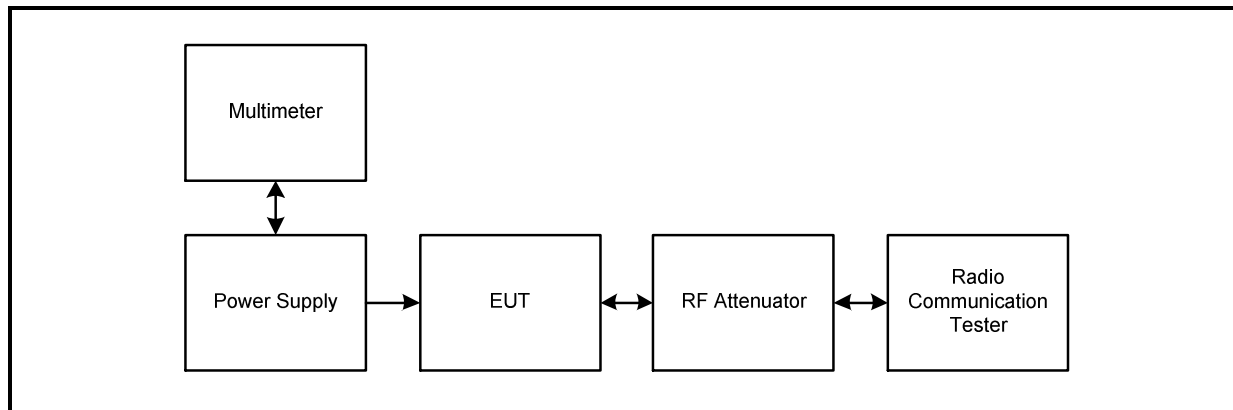
Environmental Conditions:

Temperature (°C):	24
Relative Humidity (%):	42

Note(s):

1. The customer stated that the antenna gain is -2.25 dBi. The antenna gain was added to the conducted output power to obtain the EIRP.
2. Conducted average power was measured using a calibrated Rohde and Schwarz CMW 500 Wideband Radio Communication Tester.
3. The RF port of the EUT was connected to the Communication Tester via an RF cable and suitable attenuation. An RF level offset was entered on the Communication Tester to compensate for the loss of the attenuator and RF cable.

Test setup:



Transmitter Output Power (EIRP) (continued)**Results: 1.4 MHz Channel Bandwidth / Bottom Channel / QPSK**

Frequency (MHz)	Resource Block(s)	Resource Block Offset	Conducted RF Power (dBm)	Antenna Gain (dBi)	EIRP (dBm)	EIRP Limit (dBm)	Margin (dB)	Result
1850.7	6	0	23.6	-2.25	21.35	33.0	11.65	Complied
1850.7	3	3	24.1	-2.25	21.85	33.0	11.15	Complied
1850.7	3	0	24.1	-2.25	21.85	33.0	11.15	Complied
1850.7	3	1	24.2	-2.25	21.95	33.0	11.05	Complied
1850.7	1	5	24.0	-2.25	21.75	33.0	11.25	Complied
1850.7	1	0	24.0	-2.25	21.75	33.0	11.25	Complied
1850.7	1	3	24.1	-2.25	21.85	33.0	11.15	Complied

Results: 1.4 MHz Channel Bandwidth / Bottom Channel / 16QAM

Frequency (MHz)	Resource Block(s)	Resource Block Offset	Conducted RF Power (dBm)	Antenna Gain (dBi)	EIRP (dBm)	EIRP Limit (dBm)	Margin (dB)	Result
1850.7	6	0	22.5	-2.25	20.25	33.0	12.75	Complied
1850.7	3	3	23.6	-2.25	21.35	33.0	11.65	Complied
1850.7	3	0	23.5	-2.25	21.25	33.0	11.75	Complied
1850.7	3	1	23.6	-2.25	21.35	33.0	11.65	Complied
1850.7	1	5	23.6	-2.25	21.35	33.0	11.65	Complied
1850.7	1	0	23.6	-2.25	21.35	33.0	11.65	Complied
1850.7	1	3	23.7	-2.25	21.45	33.0	11.55	Complied

Results: 1.4 MHz Channel Bandwidth / Middle Channel / QPSK

Frequency (MHz)	Resource Block(s)	Resource Block Offset	Conducted RF Power (dBm)	Antenna Gain (dBi)	EIRP (dBm)	EIRP Limit (dBm)	Margin (dB)	Result
1880.0	6	0	23.6	-2.25	21.35	33.0	11.65	Complied
1880.0	3	3	24.1	-2.25	21.85	33.0	11.15	Complied
1880.0	3	0	24.1	-2.25	21.85	33.0	11.15	Complied
1880.0	3	1	24.1	-2.25	21.85	33.0	11.15	Complied
1880.0	1	5	24.0	-2.25	21.75	33.0	11.25	Complied
1880.0	1	0	24.0	-2.25	21.75	33.0	11.25	Complied
1880.0	1	3	24.1	-2.25	21.85	33.0	11.15	Complied

Transmitter Output Power (EIRP) (continued)**Results: 1.4 MHz Channel Bandwidth / Middle Channel / 16QAM**

Frequency (MHz)	Resource Block(s)	Resource Block Offset	Conducted RF Power (dBm)	Antenna Gain (dBi)	EIRP (dBm)	EIRP Limit (dBm)	Margin (dB)	Result
1880.0	6	0	22.5	-2.25	20.25	33.0	12.75	Complied
1880.0	3	3	23.6	-2.25	21.35	33.0	11.65	Complied
1880.0	3	0	23.7	-2.25	21.45	33.0	11.55	Complied
1880.0	3	1	23.7	-2.25	21.45	33.0	11.55	Complied
1880.0	1	5	23.6	-2.25	21.35	33.0	11.65	Complied
1880.0	1	0	23.6	-2.25	21.35	33.0	11.65	Complied
1880.0	1	3	23.6	-2.25	21.35	33.0	11.65	Complied

Results: 1.4 MHz Channel Bandwidth / Top Channel / QPSK

Frequency (MHz)	Resource Block(s)	Resource Block Offset	Conducted RF Power (dBm)	Antenna Gain (dBi)	EIRP (dBm)	EIRP Limit (dBm)	Margin (dB)	Result
1909.3	6	0	23.5	-2.25	21.25	33.0	11.75	Complied
1909.3	3	3	24.1	-2.25	21.85	33.0	11.15	Complied
1909.3	3	0	24.1	-2.25	21.85	33.0	11.15	Complied
1909.3	3	1	24.2	-2.25	21.95	33.0	11.05	Complied
1909.3	1	5	24.1	-2.25	21.85	33.0	11.15	Complied
1909.3	1	0	24.1	-2.25	21.85	33.0	11.15	Complied
1909.3	1	3	24.2	-2.25	21.95	33.0	11.05	Complied

Results: 1.4 MHz Channel Bandwidth / Top Channel / 16QAM

Frequency (MHz)	Resource Block(s)	Resource Block Offset	Conducted RF Power (dBm)	Antenna Gain (dBi)	EIRP (dBm)	EIRP Limit (dBm)	Margin (dB)	Result
1909.3	6	0	22.6	-2.25	20.35	33.0	12.65	Complied
1909.3	3	3	23.8	-2.25	21.55	33.0	11.45	Complied
1909.3	3	0	23.8	-2.25	21.55	33.0	11.45	Complied
1909.3	3	1	23.8	-2.25	21.55	33.0	11.45	Complied
1909.3	1	5	23.6	-2.25	21.35	33.0	11.65	Complied
1909.3	1	0	23.6	-2.25	21.35	33.0	11.65	Complied
1909.3	1	3	23.6	-2.25	21.35	33.0	11.65	Complied

Transmitter Output Power (EIRP) (continued)**Results: 3 MHz Channel Bandwidth / Bottom Channel / QPSK**

Frequency (MHz)	Resource Block(s)	Resource Block Offset	Conducted RF Power (dBm)	Antenna Gain (dBi)	EIRP (dBm)	EIRP Limit (dBm)	Margin (dB)	Result
1851.5	15	0	23.7	-2.25	21.45	33.0	11.55	Complied
1851.5	8	7	23.6	-2.25	21.35	33.0	11.65	Complied
1851.5	8	0	23.6	-2.25	21.35	33.0	11.65	Complied
1851.5	8	4	23.7	-2.25	21.45	33.0	11.55	Complied
1851.5	1	14	24.1	-2.25	21.85	33.0	11.15	Complied
1851.5	1	0	24.2	-2.25	21.95	33.0	11.05	Complied
1851.5	1	7	24.3	-2.25	22.05	33.0	10.95	Complied

Results: 3 MHz Channel Bandwidth / Bottom Channel / 16QAM

Frequency (MHz)	Resource Block(s)	Resource Block Offset	Conducted RF Power (dBm)	Antenna Gain (dBi)	EIRP (dBm)	EIRP Limit (dBm)	Margin (dB)	Result
1851.5	15	0	22.7	-2.25	20.45	33.0	12.55	Complied
1851.5	8	7	22.6	-2.25	20.35	33.0	12.65	Complied
1851.5	8	0	22.6	-2.25	20.35	33.0	12.65	Complied
1851.5	8	4	22.6	-2.25	20.35	33.0	12.65	Complied
1851.5	1	14	23.8	-2.25	21.55	33.0	11.45	Complied
1851.5	1	0	23.8	-2.25	21.55	33.0	11.45	Complied
1851.5	1	7	23.9	-2.25	21.65	33.0	11.35	Complied

Results: 3 MHz Channel Bandwidth / Middle Channel / QPSK

Frequency (MHz)	Resource Block(s)	Resource Block Offset	Conducted RF Power (dBm)	Antenna Gain (dBi)	EIRP (dBm)	EIRP Limit (dBm)	Margin (dB)	Result
1880.0	15	0	23.7	-2.25	21.45	33.0	11.55	Complied
1880.0	8	7	23.6	-2.25	21.35	33.0	11.65	Complied
1880.0	8	0	23.6	-2.25	21.35	33.0	11.65	Complied
1880.0	8	4	23.6	-2.25	21.35	33.0	11.65	Complied
1880.0	1	14	24.1	-2.25	21.85	33.0	11.15	Complied
1880.0	1	0	24.2	-2.25	21.95	33.0	11.05	Complied
1880.0	1	7	24.2	-2.25	21.95	33.0	11.05	Complied

Transmitter Output Power (EIRP) (continued)**Results: 3 MHz Channel Bandwidth / Middle Channel / 16QAM**

Frequency (MHz)	Resource Block(s)	Resource Block Offset	Conducted RF Power (dBm)	Antenna Gain (dBi)	EIRP (dBm)	EIRP Limit (dBm)	Margin (dB)	Result
1880.0	15	0	22.6	-2.25	20.35	33.0	12.65	Complied
1880.0	8	7	22.7	-2.25	20.45	33.0	12.55	Complied
1880.0	8	0	22.7	-2.25	20.45	33.0	12.55	Complied
1880.0	8	4	22.7	-2.25	20.45	33.0	12.55	Complied
1880.0	1	14	23.6	-2.25	21.35	33.0	11.65	Complied
1880.0	1	0	23.6	-2.25	21.35	33.0	11.65	Complied
1880.0	1	7	23.7	-2.25	21.45	33.0	11.55	Complied

Results: 3 MHz Channel Bandwidth / Top Channel / QPSK

Frequency (MHz)	Resource Block(s)	Resource Block Offset	Conducted RF Power (dBm)	Antenna Gain (dBi)	EIRP (dBm)	EIRP Limit (dBm)	Margin (dB)	Result
1908.5	15	0	23.6	-2.25	21.35	33.0	11.65	Complied
1908.5	8	7	23.6	-2.25	21.35	33.0	11.65	Complied
1908.5	8	0	23.6	-2.25	21.35	33.0	11.65	Complied
1908.5	8	4	23.6	-2.25	21.35	33.0	11.65	Complied
1908.5	1	14	24.1	-2.25	21.85	33.0	11.15	Complied
1908.5	1	0	24.2	-2.25	21.95	33.0	11.05	Complied
1908.5	1	7	24.1	-2.25	21.85	33.0	11.15	Complied

Results: 3 MHz Channel Bandwidth / Top Channel / 16QAM

Frequency (MHz)	Resource Block(s)	Resource Block Offset	Conducted RF Power (dBm)	Antenna Gain (dBi)	EIRP (dBm)	EIRP Limit (dBm)	Margin (dB)	Result
1908.5	15	0	22.6	-2.25	20.35	33.0	12.65	Complied
1908.5	8	7	22.7	-2.25	20.45	33.0	12.55	Complied
1908.5	8	0	22.8	-2.25	20.55	33.0	12.45	Complied
1908.5	8	4	22.8	-2.25	20.55	33.0	12.45	Complied
1908.5	1	14	24.1	-2.25	21.85	33.0	11.15	Complied
1908.5	1	0	24.2	-2.25	21.95	33.0	11.05	Complied
1908.5	1	7	24.1	-2.25	21.85	33.0	11.15	Complied

Transmitter Output Power (EIRP) (continued)**Results: 5 MHz Channel Bandwidth / Bottom Channel / QPSK**

Frequency (MHz)	Resource Block(s)	Resource Block Offset	Conducted RF Power (dBm)	Antenna Gain (dBi)	EIRP (dBm)	EIRP Limit (dBm)	Margin (dB)	Result
1852.5	25	0	23.7	-2.25	21.45	33.0	11.55	Complied
1852.5	12	13	23.7	-2.25	21.45	33.0	11.55	Complied
1852.5	12	0	23.6	-2.25	21.35	33.0	11.65	Complied
1852.5	12	7	23.7	-2.25	21.45	33.0	11.55	Complied
1852.5	1	24	24.2	-2.25	21.95	33.0	11.05	Complied
1852.5	1	0	24.1	-2.25	21.85	33.0	11.15	Complied
1852.5	1	12	24.2	-2.25	21.95	33.0	11.05	Complied

Results: 5 MHz Channel Bandwidth / Bottom Channel / 16QAM

Frequency (MHz)	Resource Block(s)	Resource Block Offset	Conducted RF Power (dBm)	Antenna Gain (dBi)	EIRP (dBm)	EIRP Limit (dBm)	Margin (dB)	Result
1852.5	25	0	22.6	-2.25	20.35	33.0	12.65	Complied
1852.5	12	13	22.7	-2.25	20.45	33.0	12.55	Complied
1852.5	12	0	22.6	-2.25	20.35	33.0	12.65	Complied
1852.5	12	7	22.7	-2.25	20.45	33.0	12.55	Complied
1852.5	1	24	24.0	-2.25	21.75	33.0	11.25	Complied
1852.5	1	0	24.0	-2.25	21.75	33.0	11.25	Complied
1852.5	1	12	24.0	-2.25	21.75	33.0	11.25	Complied

Results: 5 MHz Channel Bandwidth / Middle Channel / QPSK

Frequency (MHz)	Resource Block(s)	Resource Block Offset	Conducted RF Power (dBm)	Antenna Gain (dBi)	EIRP (dBm)	EIRP Limit (dBm)	Margin (dB)	Result
1880.0	25	0	23.7	-2.25	21.45	33.0	11.55	Complied
1880.0	12	13	23.6	-2.25	21.35	33.0	11.65	Complied
1880.0	12	0	23.6	-2.25	21.35	33.0	11.65	Complied
1880.0	12	7	23.6	-2.25	21.35	33.0	11.65	Complied
1880.0	1	24	24.1	-2.25	21.85	33.0	11.15	Complied
1880.0	1	0	24.2	-2.25	21.95	33.0	11.05	Complied
1880.0	1	12	24.1	-2.25	21.85	33.0	11.15	Complied

Transmitter Output Power (EIRP) (continued)**Results: 5 MHz Channel Bandwidth / Middle Channel / 16QAM**

Frequency (MHz)	Resource Block(s)	Resource Block Offset	Conducted RF Power (dBm)	Antenna Gain (dBi)	EIRP (dBm)	EIRP Limit (dBm)	Margin (dB)	Result
1880.0	25	0	22.7	-2.25	20.45	33.0	12.55	Complied
1880.0	12	13	22.6	-2.25	20.35	33.0	12.65	Complied
1880.0	12	0	22.5	-2.25	20.25	33.0	12.75	Complied
1880.0	12	7	22.6	-2.25	20.35	33.0	12.65	Complied
1880.0	1	24	23.6	-2.25	21.35	33.0	11.65	Complied
1880.0	1	0	23.8	-2.25	21.55	33.0	11.45	Complied
1880.0	1	12	23.6	-2.25	21.35	33.0	11.65	Complied

Results: 5 MHz Channel Bandwidth / Top Channel / QPSK

Frequency (MHz)	Resource Block(s)	Resource Block Offset	Conducted RF Power (dBm)	Antenna Gain (dBi)	EIRP (dBm)	EIRP Limit (dBm)	Margin (dB)	Result
1907.5	25	0	23.6	-2.25	21.35	33.0	11.65	Complied
1907.5	12	13	23.6	-2.25	21.35	33.0	11.65	Complied
1907.5	12	0	23.6	-2.25	21.35	33.0	11.65	Complied
1907.5	12	7	23.6	-2.25	21.35	33.0	11.65	Complied
1907.5	1	24	24.3	-2.25	22.05	33.0	10.95	Complied
1907.5	1	0	24.2	-2.25	21.95	33.0	11.05	Complied
1907.5	1	12	24.2	-2.25	21.95	33.0	11.05	Complied

Results: 5 MHz Channel Bandwidth / Top Channel / 16QAM

Frequency (MHz)	Resource Block(s)	Resource Block Offset	Conducted RF Power (dBm)	Antenna Gain (dBi)	EIRP (dBm)	EIRP Limit (dBm)	Margin (dB)	Result
1907.5	25	0	22.6	-2.25	20.35	33.0	12.65	Complied
1907.5	12	13	22.6	-2.25	20.35	33.0	12.65	Complied
1907.5	12	0	22.6	-2.25	20.35	33.0	12.65	Complied
1907.5	12	7	22.6	-2.25	20.35	33.0	12.65	Complied
1907.5	1	24	23.6	-2.25	21.35	33.0	11.65	Complied
1907.5	1	0	23.5	-2.25	21.25	33.0	11.75	Complied
1907.5	1	12	23.6	-2.25	21.35	33.0	11.65	Complied

Transmitter Output Power (EIRP) (continued)**Results: 10 MHz Channel Bandwidth / Bottom Channel / QPSK**

Frequency (MHz)	Resource Block(s)	Resource Block Offset	Conducted RF Power (dBm)	Antenna Gain (dBi)	EIRP (dBm)	EIRP Limit (dBm)	Margin (dB)	Result
1855.0	50	0	23.8	-2.25	21.55	33.0	11.45	Complied
1855.0	25	24	23.8	-2.25	21.55	33.0	11.45	Complied
1855.0	25	0	23.7	-2.25	21.45	33.0	11.55	Complied
1855.0	25	12	23.7	-2.25	21.45	33.0	11.55	Complied
1855.0	1	49	24.2	-2.25	21.95	33.0	11.05	Complied
1855.0	1	0	24.2	-2.25	21.95	33.0	11.05	Complied
1855.0	1	24	24.2	-2.25	21.95	33.0	11.05	Complied

Results: 10 MHz Channel Bandwidth / Bottom Channel / 16QAM

Frequency (MHz)	Resource Block(s)	Resource Block Offset	Conducted RF Power (dBm)	Antenna Gain (dBi)	EIRP (dBm)	EIRP Limit (dBm)	Margin (dB)	Result
1855.0	50	0	22.7	-2.25	20.45	33.0	12.55	Complied
1855.0	25	24	22.8	-2.25	20.55	33.0	12.45	Complied
1855.0	25	0	22.7	-2.25	20.45	33.0	12.55	Complied
1855.0	25	12	22.7	-2.25	20.45	33.0	12.55	Complied
1855.0	1	49	23.8	-2.25	21.55	33.0	11.45	Complied
1855.0	1	0	23.8	-2.25	21.55	33.0	11.45	Complied
1855.0	1	24	23.8	-2.25	21.55	33.0	11.45	Complied

Results: 10 MHz Channel Bandwidth / Middle Channel / QPSK

Frequency (MHz)	Resource Block(s)	Resource Block Offset	Conducted RF Power (dBm)	Antenna Gain (dBi)	EIRP (dBm)	EIRP Limit (dBm)	Margin (dB)	Result
1880.0	50	0	23.7	-2.25	21.45	33.0	11.55	Complied
1880.0	25	24	23.6	-2.25	21.35	33.0	11.65	Complied
1880.0	25	0	23.8	-2.25	21.55	33.0	11.45	Complied
1880.0	25	12	23.7	-2.25	21.45	33.0	11.55	Complied
1880.0	1	49	24.1	-2.25	21.85	33.0	11.15	Complied
1880.0	1	0	24.2	-2.25	21.95	33.0	11.05	Complied
1880.0	1	24	24.1	-2.25	21.85	33.0	11.15	Complied

Transmitter Output Power (EIRP) (continued)**Results: 10 MHz Channel Bandwidth / Middle Channel / 16QAM**

Frequency (MHz)	Resource Block(s)	Resource Block Offset	Conducted RF Power (dBm)	Antenna Gain (dBi)	EIRP (dBm)	EIRP Limit (dBm)	Margin (dB)	Result
1880.0	50	0	22.7	-2.25	20.45	33.0	12.55	Complied
1880.0	25	24	22.7	-2.25	20.45	33.0	12.55	Complied
1880.0	25	0	22.7	-2.25	20.45	33.0	12.55	Complied
1880.0	25	12	22.7	-2.25	20.45	33.0	12.55	Complied
1880.0	1	49	23.5	-2.25	21.25	33.0	11.75	Complied
1880.0	1	0	23.7	-2.25	21.45	33.0	11.55	Complied
1880.0	1	24	23.6	-2.25	21.35	33.0	11.65	Complied

Results: 10 MHz Channel Bandwidth / Top Channel / QPSK

Frequency (MHz)	Resource Block(s)	Resource Block Offset	Conducted RF Power (dBm)	Antenna Gain (dBi)	EIRP (dBm)	EIRP Limit (dBm)	Margin (dB)	Result
1905.0	50	0	23.7	-2.25	21.45	33.0	11.55	Complied
1905.0	25	24	23.6	-2.25	21.35	33.0	11.65	Complied
1905.0	25	0	23.6	-2.25	21.35	33.0	11.65	Complied
1905.0	25	12	23.6	-2.25	21.35	33.0	11.65	Complied
1905.0	1	49	24.2	-2.25	21.95	33.0	11.05	Complied
1905.0	1	0	24.2	-2.25	21.95	33.0	11.05	Complied
1905.0	1	24	24.1	-2.25	21.85	33.0	11.15	Complied

Results: 10 MHz Channel Bandwidth / Top Channel / 16QAM

Frequency (MHz)	Resource Block(s)	Resource Block Offset	Conducted RF Power (dBm)	Antenna Gain (dBi)	EIRP (dBm)	EIRP Limit (dBm)	Margin (dB)	Result
1905.0	50	0	22.7	-2.25	20.45	33.0	12.55	Complied
1905.0	25	24	22.7	-2.25	20.45	33.0	12.55	Complied
1905.0	25	0	22.6	-2.25	20.35	33.0	12.65	Complied
1905.0	25	12	22.7	-2.25	20.45	33.0	12.55	Complied
1905.0	1	49	24.1	-2.25	21.85	33.0	11.15	Complied
1905.0	1	0	24.2	-2.25	21.95	33.0	11.05	Complied
1905.0	1	24	24.1	-2.25	21.85	33.0	11.15	Complied

Transmitter Output Power (EIRP) (continued)**Results: 15 MHz Channel Bandwidth / Bottom Channel / QPSK**

Frequency (MHz)	Resource Block(s)	Resource Block Offset	Conducted RF Power (dBm)	Antenna Gain (dBi)	EIRP (dBm)	EIRP Limit (dBm)	Margin (dB)	Result
1857.5	75	0	23.6	-2.25	21.35	33.0	11.65	Complied
1857.5	36	37	23.7	-2.25	21.45	33.0	11.55	Complied
1857.5	36	0	23.6	-2.25	21.35	33.0	11.65	Complied
1857.5	36	18	23.7	-2.25	21.45	33.0	11.55	Complied
1857.5	1	74	24.1	-2.25	21.85	33.0	11.15	Complied
1857.5	1	0	24.1	-2.25	21.85	33.0	11.15	Complied
1857.5	1	36	24.2	-2.25	21.95	33.0	11.05	Complied

Results: 15 MHz Channel Bandwidth / Bottom Channel / 16QAM

Frequency (MHz)	Resource Block(s)	Resource Block Offset	Conducted RF Power (dBm)	Antenna Gain (dBi)	EIRP (dBm)	EIRP Limit (dBm)	Margin (dB)	Result
1857.5	75	0	22.6	-2.25	20.35	33.0	12.65	Complied
1857.5	36	37	22.7	-2.25	20.45	33.0	12.55	Complied
1857.5	36	0	22.6	-2.25	20.35	33.0	12.65	Complied
1857.5	36	18	22.7	-2.25	20.45	33.0	12.55	Complied
1857.5	1	74	23.7	-2.25	21.45	33.0	11.55	Complied
1857.5	1	0	23.6	-2.25	21.35	33.0	11.65	Complied
1857.5	1	36	23.7	-2.25	21.45	33.0	11.55	Complied

Results: 15 MHz Channel Bandwidth / Middle Channel / QPSK

Frequency (MHz)	Resource Block(s)	Resource Block Offset	Conducted RF Power (dBm)	Antenna Gain (dBi)	EIRP (dBm)	EIRP Limit (dBm)	Margin (dB)	Result
1880.0	75	0	23.6	-2.25	21.35	33.0	11.65	Complied
1880.0	36	37	23.6	-2.25	21.35	33.0	11.65	Complied
1880.0	36	0	23.6	-2.25	21.35	33.0	11.65	Complied
1880.0	36	18	23.6	-2.25	21.35	33.0	11.65	Complied
1880.0	1	74	24.1	-2.25	21.85	33.0	11.15	Complied
1880.0	1	0	24.2	-2.25	21.95	33.0	11.05	Complied
1880.0	1	36	24.2	-2.25	21.95	33.0	11.05	Complied

Transmitter Output Power (EIRP) (continued)**Results: 15 MHz Channel Bandwidth / Middle Channel / 16QAM**

Frequency (MHz)	Resource Block(s)	Resource Block Offset	Conducted RF Power (dBm)	Antenna Gain (dBi)	EIRP (dBm)	EIRP Limit (dBm)	Margin (dB)	Result
1880.0	75	0	22.6	-2.25	20.35	33.0	12.65	Complied
1880.0	36	37	22.6	-2.25	20.35	33.0	12.65	Complied
1880.0	36	0	22.6	-2.25	20.35	33.0	12.65	Complied
1880.0	36	18	22.7	-2.25	20.45	33.0	12.55	Complied
1880.0	1	74	23.9	-2.25	21.65	33.0	11.35	Complied
1880.0	1	0	24.0	-2.25	21.75	33.0	11.25	Complied
1880.0	1	36	24.0	-2.25	21.75	33.0	11.25	Complied

Results: 15 MHz Channel Bandwidth / Top Channel / QPSK

Frequency (MHz)	Resource Block(s)	Resource Block Offset	Conducted RF Power (dBm)	Antenna Gain (dBi)	EIRP (dBm)	EIRP Limit (dBm)	Margin (dB)	Result
1902.5	75	0	23.7	-2.25	21.45	33.0	11.55	Complied
1902.5	36	37	23.7	-2.25	21.45	33.0	11.55	Complied
1902.5	36	0	23.6	-2.25	21.35	33.0	11.65	Complied
1902.5	36	18	23.7	-2.25	21.45	33.0	11.55	Complied
1902.5	1	74	24.1	-2.25	21.85	33.0	11.15	Complied
1902.5	1	0	24.1	-2.25	21.85	33.0	11.15	Complied
1902.5	1	36	24.2	-2.25	21.95	33.0	11.05	Complied

Results: 15 MHz Channel Bandwidth / Top Channel / 16QAM

Frequency (MHz)	Resource Block(s)	Resource Block Offset	Conducted RF Power (dBm)	Antenna Gain (dBi)	EIRP (dBm)	EIRP Limit (dBm)	Margin (dB)	Result
1902.5	75	0	22.7	-2.25	20.45	33.0	12.55	Complied
1902.5	36	37	22.7	-2.25	20.45	33.0	12.55	Complied
1902.5	36	0	22.6	-2.25	20.35	33.0	12.65	Complied
1902.5	36	18	22.7	-2.25	20.45	33.0	12.55	Complied
1902.5	1	74	24.0	-2.25	21.75	33.0	11.25	Complied
1902.5	1	0	24.1	-2.25	21.85	33.0	11.15	Complied
1902.5	1	36	24.2	-2.25	21.95	33.0	11.05	Complied

Transmitter Output Power (EIRP) (continued)**Results: 20 MHz Channel Bandwidth / Bottom Channel / QPSK**

Frequency (MHz)	Resource Block(s)	Resource Block Offset	Conducted RF Power (dBm)	Antenna Gain (dBi)	EIRP (dBm)	EIRP Limit (dBm)	Margin (dB)	Result
1860.0	100	0	23.7	-2.25	21.45	33.0	11.55	Complied
1860.0	50	49	23.7	-2.25	21.45	33.0	11.55	Complied
1860.0	50	0	23.7	-2.25	21.45	33.0	11.55	Complied
1860.0	50	24	23.8	-2.25	21.55	33.0	11.45	Complied
1860.0	1	99	24.2	-2.25	21.95	33.0	11.05	Complied
1860.0	1	0	24.1	-2.25	21.85	33.0	11.15	Complied
1860.0	1	49	24.2	-2.25	21.95	33.0	11.05	Complied

Results: 20 MHz Channel Bandwidth / Bottom Channel / 16QAM

Frequency (MHz)	Resource Block(s)	Resource Block Offset	Conducted RF Power (dBm)	Antenna Gain (dBi)	EIRP (dBm)	EIRP Limit (dBm)	Margin (dB)	Result
1860.0	100	0	22.7	-2.25	20.45	33.0	12.55	Complied
1860.0	50	49	22.7	-2.25	20.45	33.0	12.55	Complied
1860.0	50	0	22.6	-2.25	20.35	33.0	12.65	Complied
1860.0	50	24	22.7	-2.25	20.45	33.0	12.55	Complied
1860.0	1	99	23.9	-2.25	21.65	33.0	11.35	Complied
1860.0	1	0	23.8	-2.25	21.55	33.0	11.45	Complied
1860.0	1	49	23.8	-2.25	21.55	33.0	11.45	Complied

Results: 20 MHz Channel Bandwidth / Middle Channel / QPSK

Frequency (MHz)	Resource Block(s)	Resource Block Offset	Conducted RF Power (dBm)	Antenna Gain (dBi)	EIRP (dBm)	EIRP Limit (dBm)	Margin (dB)	Result
1880.0	100	0	23.7	-2.25	21.45	33.0	11.55	Complied
1880.0	50	49	23.6	-2.25	21.35	33.0	11.65	Complied
1880.0	50	0	23.7	-2.25	21.45	33.0	11.55	Complied
1880.0	50	24	23.7	-2.25	21.45	33.0	11.55	Complied
1880.0	1	99	24.0	-2.25	21.75	33.0	11.25	Complied
1880.0	1	0	24.1	-2.25	21.85	33.0	11.15	Complied
1880.0	1	49	24.1	-2.25	21.85	33.0	11.15	Complied

Transmitter Output Power (EIRP) (continued)**Results: 20 MHz Channel Bandwidth / Middle Channel / 16QAM**

Frequency (MHz)	Resource Block(s)	Resource Block Offset	Conducted RF Power (dBm)	Antenna Gain (dBi)	EIRP (dBm)	EIRP Limit (dBm)	Margin (dB)	Result
1880.0	100	0	22.7	-2.25	20.45	33.0	12.55	Complied
1880.0	50	49	22.6	-2.25	20.35	33.0	12.65	Complied
1880.0	50	0	22.6	-2.25	20.35	33.0	12.65	Complied
1880.0	50	24	22.7	-2.25	20.45	33.0	12.55	Complied
1880.0	1	99	24.1	-2.25	21.85	33.0	11.15	Complied
1880.0	1	0	24.1	-2.25	21.85	33.0	11.15	Complied
1880.0	1	49	24.2	-2.25	21.95	33.0	11.05	Complied

Results: 20 MHz Channel Bandwidth / Top Channel / QPSK

Frequency (MHz)	Resource Block(s)	Resource Block Offset	Conducted RF Power (dBm)	Antenna Gain (dBi)	EIRP (dBm)	EIRP Limit (dBm)	Margin (dB)	Result
1900.0	100	0	23.7	-2.25	21.45	33.0	11.55	Complied
1900.0	50	49	23.7	-2.25	21.45	33.0	11.55	Complied
1900.0	50	0	23.7	-2.25	21.45	33.0	11.55	Complied
1900.0	50	24	23.6	-2.25	21.35	33.0	11.65	Complied
1900.0	1	99	24.0	-2.25	21.75	33.0	11.25	Complied
1900.0	1	0	23.9	-2.25	21.65	33.0	11.35	Complied
1900.0	1	49	24.1	-2.25	21.85	33.0	11.15	Complied

Results: 20 MHz Channel Bandwidth / Top Channel / 16QAM

Frequency (MHz)	Resource Block(s)	Resource Block Offset	Conducted RF Power (dBm)	Antenna Gain (dBi)	EIRP (dBm)	EIRP Limit (dBm)	Margin (dB)	Result
1900.0	100	0	22.6	-2.25	20.35	33.0	12.65	Complied
1900.0	50	49	22.7	-2.25	20.45	33.0	12.55	Complied
1900.0	50	0	22.6	-2.25	20.35	33.0	12.65	Complied
1900.0	50	24	22.6	-2.25	20.35	33.0	12.65	Complied
1900.0	1	99	23.8	-2.25	21.55	33.0	11.45	Complied
1900.0	1	0	23.8	-2.25	21.55	33.0	11.45	Complied
1900.0	1	49	23.8	-2.25	21.55	33.0	11.45	Complied

Transmitter Output Power (EIRP) (continued)**Test Equipment Used:**

Asset No.	Instrument	Manufacturer	Type No.	Serial No.	Date Calibration Due	Cal. Interval (Months)
M2002	Thermohygrometer	Testo	608-H1	45041825	02 Apr 2017	12
M1869	Wideband Radio Comms Tester	Rohde & Schwarz	CMW500	145923	05 Apr 2017	12
A2845	Attenuator	Radiall	R411.806.121	24325927	Calibrated before use	-
A2844	Attenuator	Radiall	R411.803.121	23404066	Calibrated before use	-
S0562	Power Supply	Thurlby Thandar	PL330QMD	054895	Calibrated before use	-
M1269	Multimeter	Fluke	179	90250210	13 May 2017	12
G0628	Signal Generator	Rohde & Schwarz	SMBV100A	261847	25 Jan 2017	12
M1835	Signal Analyser	Rohde & Schwarz	FSV30	103050	26 Feb 2017	12

5.2.2. Transmitter Output Power (EIRP) – UAT

Test Summary:

Test Engineer:	Keith Tucker	Test Date:	20 July 2016
Test Sample IMEI:	358640070066221		

FCC Reference:	Part 24.232(c)
Test Method Used:	KDB 971168 Section 2.2 footnote 1, Section 5.6 & Notes below

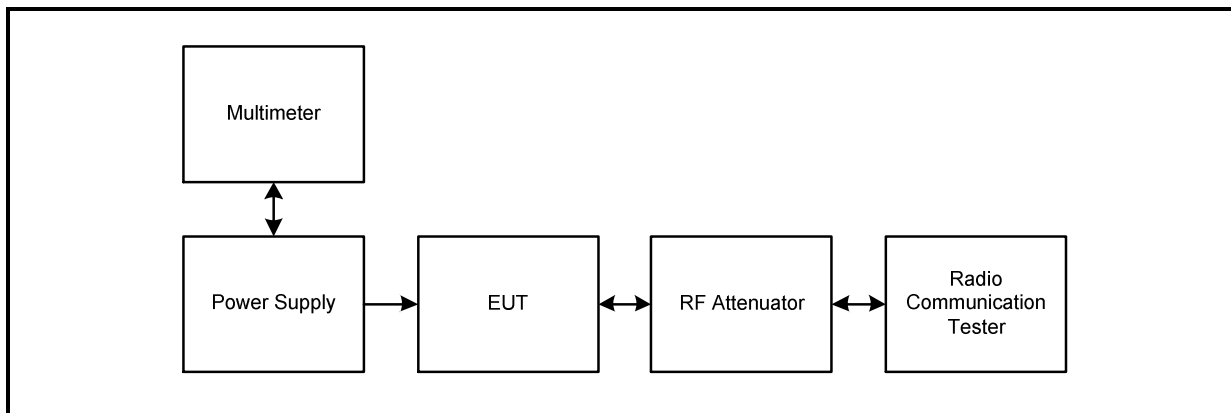
Environmental Conditions:

Temperature (°C):	26
Relative Humidity (%):	41

Note(s):

1. The customer stated that the antenna gain is 0.35 dBi. The antenna gain was added to the conducted output power to obtain the EIRP.
2. Conducted average power was measured using a calibrated Rohde and Schwarz CMW 500 Wideband Radio Communication Tester.
3. The RF port of the EUT was connected to the Communication Tester via an RF cable and suitable attenuation. An RF level offset was entered on the Communication Tester to compensate for the loss of the attenuator and RF cable.

Test setup:



Transmitter Output Power (EIRP) (continued)**Results: 1.4 MHz Channel Bandwidth / Bottom Channel / QPSK**

Frequency (MHz)	Resource Block(s)	Resource Block Offset	Conducted RF Power (dBm)	Antenna Gain (dBi)	EIRP (dBm)	EIRP Limit (dBm)	Margin (dB)	Result
1850.7	6	0	18.7	0.35	19.05	33.0	13.95	Complied
1850.7	3	3	19.7	0.35	20.05	33.0	12.95	Complied
1850.7	3	0	19.7	0.35	20.05	33.0	12.95	Complied
1850.7	3	1	19.7	0.35	20.05	33.0	12.95	Complied
1850.7	1	5	19.6	0.35	19.95	33.0	13.05	Complied
1850.7	1	0	19.6	0.35	19.95	33.0	13.05	Complied
1850.7	1	3	19.7	0.35	20.05	33.0	12.95	Complied

Results: 1.4 MHz Channel Bandwidth / Bottom Channel / 16QAM

Frequency (MHz)	Resource Block(s)	Resource Block Offset	Conducted RF Power (dBm)	Antenna Gain (dBi)	EIRP (dBm)	EIRP Limit (dBm)	Margin (dB)	Result
1850.7	6	0	17.6	0.35	17.95	33.0	15.05	Complied
1850.7	3	3	18.6	0.35	18.95	33.0	14.05	Complied
1850.7	3	0	18.6	0.35	18.95	33.0	14.05	Complied
1850.7	3	1	18.6	0.35	18.95	33.0	14.05	Complied
1850.7	1	5	18.7	0.35	19.05	33.0	13.95	Complied
1850.7	1	0	18.7	0.35	19.05	33.0	13.95	Complied
1850.7	1	3	18.8	0.35	19.15	33.0	13.85	Complied

Results: 1.4 MHz Channel Bandwidth / Middle Channel / QPSK

Frequency (MHz)	Resource Block(s)	Resource Block Offset	Conducted RF Power (dBm)	Antenna Gain (dBi)	EIRP (dBm)	EIRP Limit (dBm)	Margin (dB)	Result
1880.0	6	0	18.5	0.35	18.85	33.0	14.15	Complied
1880.0	3	3	19.5	0.35	19.85	33.0	13.15	Complied
1880.0	3	0	19.4	0.35	19.75	33.0	13.25	Complied
1880.0	3	1	19.5	0.35	19.85	33.0	13.15	Complied
1880.0	1	5	19.4	0.35	19.75	33.0	13.25	Complied
1880.0	1	0	19.4	0.35	19.75	33.0	13.25	Complied
1880.0	1	3	19.4	0.35	19.75	33.0	13.25	Complied

Transmitter Output Power (EIRP) (continued)**Results: 1.4 MHz Channel Bandwidth / Middle Channel / 16QAM**

Frequency (MHz)	Resource Block(s)	Resource Block Offset	Conducted RF Power (dBm)	Antenna Gain (dBi)	EIRP (dBm)	EIRP Limit (dBm)	Margin (dB)	Result
1880.0	6	0	17.4	0.35	17.75	33.0	15.25	Complied
1880.0	3	3	18.5	0.35	18.85	33.0	14.15	Complied
1880.0	3	0	18.6	0.35	18.95	33.0	14.05	Complied
1880.0	3	1	18.6	0.35	18.95	33.0	14.05	Complied
1880.0	1	5	18.4	0.35	18.75	33.0	14.25	Complied
1880.0	1	0	18.4	0.35	18.75	33.0	14.25	Complied
1880.0	1	3	18.5	0.35	18.85	33.0	14.15	Complied

Results: 1.4 MHz Channel Bandwidth / Top Channel / QPSK

Frequency (MHz)	Resource Block(s)	Resource Block Offset	Conducted RF Power (dBm)	Antenna Gain (dBi)	EIRP (dBm)	EIRP Limit (dBm)	Margin (dB)	Result
1909.3	6	0	18.5	0.35	18.85	33.0	14.15	Complied
1909.3	3	3	19.5	0.35	19.85	33.0	13.15	Complied
1909.3	3	0	19.5	0.35	19.85	33.0	13.15	Complied
1909.3	3	1	19.5	0.35	19.85	33.0	13.15	Complied
1909.3	1	5	19.4	0.35	19.75	33.0	13.25	Complied
1909.3	1	0	19.5	0.35	19.85	33.0	13.15	Complied
1909.3	1	3	19.6	0.35	19.95	33.0	13.05	Complied

Results: 1.4 MHz Channel Bandwidth / Top Channel / 16QAM

Frequency (MHz)	Resource Block(s)	Resource Block Offset	Conducted RF Power (dBm)	Antenna Gain (dBi)	EIRP (dBm)	EIRP Limit (dBm)	Margin (dB)	Result
1909.3	6	0	17.4	0.35	17.75	33.0	15.25	Complied
1909.3	3	3	18.7	0.35	19.05	33.0	13.95	Complied
1909.3	3	0	18.6	0.35	18.95	33.0	14.05	Complied
1909.3	3	1	18.7	0.35	19.05	33.0	13.95	Complied
1909.3	1	5	18.4	0.35	18.75	33.0	14.25	Complied
1909.3	1	0	18.4	0.35	18.75	33.0	14.25	Complied
1909.3	1	3	18.5	0.35	18.85	33.0	14.15	Complied

Transmitter Output Power (EIRP) (continued)**Results: 3 MHz Channel Bandwidth / Bottom Channel / QPSK**

Frequency (MHz)	Resource Block(s)	Resource Block Offset	Conducted RF Power (dBm)	Antenna Gain (dBi)	EIRP (dBm)	EIRP Limit (dBm)	Margin (dB)	Result
1851.5	15	0	18.7	0.35	19.05	33.0	13.95	Complied
1851.5	8	7	18.7	0.35	19.05	33.0	13.95	Complied
1851.5	8	0	18.7	0.35	19.05	33.0	13.95	Complied
1851.5	8	4	18.7	0.35	19.05	33.0	13.95	Complied
1851.5	1	14	19.7	0.35	20.05	33.0	12.95	Complied
1851.5	1	0	19.7	0.35	20.05	33.0	12.95	Complied
1851.5	1	7	19.8	0.35	20.15	33.0	12.85	Complied

Results: 3 MHz Channel Bandwidth / Bottom Channel / 16QAM

Frequency (MHz)	Resource Block(s)	Resource Block Offset	Conducted RF Power (dBm)	Antenna Gain (dBi)	EIRP (dBm)	EIRP Limit (dBm)	Margin (dB)	Result
1851.5	15	0	17.7	0.35	18.05	33.0	14.95	Complied
1851.5	8	7	17.6	0.35	17.95	33.0	15.05	Complied
1851.5	8	0	17.7	0.35	18.05	33.0	14.95	Complied
1851.5	8	4	17.7	0.35	18.05	33.0	14.95	Complied
1851.5	1	14	18.7	0.35	19.05	33.0	13.95	Complied
1851.5	1	0	18.8	0.35	19.15	33.0	13.85	Complied
1851.5	1	7	18.9	0.35	19.25	33.0	13.75	Complied

Results: 3 MHz Channel Bandwidth / Middle Channel / QPSK

Frequency (MHz)	Resource Block(s)	Resource Block Offset	Conducted RF Power (dBm)	Antenna Gain (dBi)	EIRP (dBm)	EIRP Limit (dBm)	Margin (dB)	Result
1880.0	15	0	18.6	0.35	18.95	33.0	14.05	Complied
1880.0	8	7	18.5	0.35	18.85	33.0	14.15	Complied
1880.0	8	0	18.5	0.35	18.85	33.0	14.15	Complied
1880.0	8	4	18.5	0.35	18.85	33.0	14.15	Complied
1880.0	1	14	19.4	0.35	19.75	33.0	13.25	Complied
1880.0	1	0	19.5	0.35	19.85	33.0	13.15	Complied
1880.0	1	7	19.6	0.35	19.95	33.0	13.05	Complied

Transmitter Output Power (EIRP) (continued)**Results: 3 MHz Channel Bandwidth / Middle Channel / 16QAM**

Frequency (MHz)	Resource Block(s)	Resource Block Offset	Conducted RF Power (dBm)	Antenna Gain (dBi)	EIRP (dBm)	EIRP Limit (dBm)	Margin (dB)	Result
1880.0	15	0	17.5	0.35	17.85	33.0	15.15	Complied
1880.0	8	7	17.5	0.35	17.85	33.0	15.15	Complied
1880.0	8	0	17.6	0.35	17.95	33.0	15.05	Complied
1880.0	8	4	17.6	0.35	17.95	33.0	15.05	Complied
1880.0	1	14	18.4	0.35	18.75	33.0	14.25	Complied
1880.0	1	0	18.5	0.35	18.85	33.0	14.15	Complied
1880.0	1	7	18.6	0.35	18.95	33.0	14.05	Complied

Results: 3 MHz Channel Bandwidth / Top Channel / QPSK

Frequency (MHz)	Resource Block(s)	Resource Block Offset	Conducted RF Power (dBm)	Antenna Gain (dBi)	EIRP (dBm)	EIRP Limit (dBm)	Margin (dB)	Result
1908.5	15	0	18.5	0.35	18.85	33.0	14.15	Complied
1908.5	8	7	18.5	0.35	18.85	33.0	14.15	Complied
1908.5	8	0	18.5	0.35	18.85	33.0	14.15	Complied
1908.5	8	4	18.5	0.35	18.85	33.0	14.15	Complied
1908.5	1	14	19.5	0.35	19.85	33.0	13.15	Complied
1908.5	1	0	19.6	0.35	19.95	33.0	13.05	Complied
1908.5	1	7	19.6	0.35	19.95	33.0	13.05	Complied

Results: 3 MHz Channel Bandwidth / Top Channel / 16QAM

Frequency (MHz)	Resource Block(s)	Resource Block Offset	Conducted RF Power (dBm)	Antenna Gain (dBi)	EIRP (dBm)	EIRP Limit (dBm)	Margin (dB)	Result
1908.5	15	0	17.5	0.35	17.85	33.0	15.15	Complied
1908.5	8	7	17.6	0.35	17.95	33.0	15.05	Complied
1908.5	8	0	17.7	0.35	18.05	33.0	14.95	Complied
1908.5	8	4	17.7	0.35	18.05	33.0	14.95	Complied
1908.5	1	14	18.9	0.35	19.25	33.0	13.75	Complied
1908.5	1	0	19.0	0.35	19.35	33.0	13.65	Complied
1908.5	1	7	19.0	0.35	19.35	33.0	13.65	Complied

Transmitter Output Power (EIRP) (continued)**Results: 5 MHz Channel Bandwidth / Bottom Channel / QPSK**

Frequency (MHz)	Resource Block(s)	Resource Block Offset	Conducted RF Power (dBm)	Antenna Gain (dBi)	EIRP (dBm)	EIRP Limit (dBm)	Margin (dB)	Result
1852.5	25	0	18.7	0.35	19.05	33.0	13.95	Complied
1852.5	12	13	18.7	0.35	19.05	33.0	13.95	Complied
1852.5	12	0	18.7	0.35	19.05	33.0	13.95	Complied
1852.5	12	7	18.7	0.35	19.05	33.0	13.95	Complied
1852.5	1	24	19.7	0.35	20.05	33.0	12.95	Complied
1852.5	1	0	19.7	0.35	20.05	33.0	12.95	Complied
1852.5	1	12	19.7	0.35	20.05	33.0	12.95	Complied

Results: 5 MHz Channel Bandwidth / Bottom Channel / 16QAM

Frequency (MHz)	Resource Block(s)	Resource Block Offset	Conducted RF Power (dBm)	Antenna Gain (dBi)	EIRP (dBm)	EIRP Limit (dBm)	Margin (dB)	Result
1852.5	25	0	17.6	0.35	17.95	33.0	15.05	Complied
1852.5	12	13	17.7	0.35	18.05	33.0	14.95	Complied
1852.5	12	0	17.7	0.35	18.05	33.0	14.95	Complied
1852.5	12	7	17.7	0.35	18.05	33.0	14.95	Complied
1852.5	1	24	19.0	0.35	19.35	33.0	13.65	Complied
1852.5	1	0	19.0	0.35	19.35	33.0	13.65	Complied
1852.5	1	12	19.0	0.35	19.35	33.0	13.65	Complied

Results: 5 MHz Channel Bandwidth / Middle Channel / QPSK

Frequency (MHz)	Resource Block(s)	Resource Block Offset	Conducted RF Power (dBm)	Antenna Gain (dBi)	EIRP (dBm)	EIRP Limit (dBm)	Margin (dB)	Result
1880.0	25	0	18.5	0.35	18.85	33.0	14.15	Complied
1880.0	12	13	18.5	0.35	18.85	33.0	14.15	Complied
1880.0	12	0	18.5	0.35	18.85	33.0	14.15	Complied
1880.0	12	7	18.5	0.35	18.85	33.0	14.15	Complied
1880.0	1	24	19.5	0.35	19.85	33.0	13.15	Complied
1880.0	1	0	19.5	0.35	19.85	33.0	13.15	Complied
1880.0	1	12	19.5	0.35	19.85	33.0	13.15	Complied

Transmitter Output Power (EIRP) (continued)**Results: 5 MHz Channel Bandwidth / Middle Channel / 16QAM**

Frequency (MHz)	Resource Block(s)	Resource Block Offset	Conducted RF Power (dBm)	Antenna Gain (dBi)	EIRP (dBm)	EIRP Limit (dBm)	Margin (dB)	Result
1880.0	25	0	17.6	0.35	17.95	33.0	15.05	Complied
1880.0	12	13	17.5	0.35	17.85	33.0	15.15	Complied
1880.0	12	0	17.5	0.35	17.85	33.0	15.15	Complied
1880.0	12	7	17.5	0.35	17.85	33.0	15.15	Complied
1880.0	1	24	18.5	0.35	18.85	33.0	14.15	Complied
1880.0	1	0	18.5	0.35	18.85	33.0	14.15	Complied
1880.0	1	12	18.5	0.35	18.85	33.0	14.15	Complied

Results: 5 MHz Channel Bandwidth / Top Channel / QPSK

Frequency (MHz)	Resource Block(s)	Resource Block Offset	Conducted RF Power (dBm)	Antenna Gain (dBi)	EIRP (dBm)	EIRP Limit (dBm)	Margin (dB)	Result
1907.5	25	0	18.6	0.35	18.95	33.0	14.05	Complied
1907.5	12	13	18.5	0.35	18.85	33.0	14.15	Complied
1907.5	12	0	18.5	0.35	18.85	33.0	14.15	Complied
1907.5	12	7	18.5	0.35	18.85	33.0	14.15	Complied
1907.5	1	24	19.6	0.35	19.95	33.0	13.05	Complied
1907.5	1	0	19.6	0.35	19.95	33.0	13.05	Complied
1907.5	1	12	19.6	0.35	19.95	33.0	13.05	Complied

Results: 5 MHz Channel Bandwidth / Top Channel / 16QAM

Frequency (MHz)	Resource Block(s)	Resource Block Offset	Conducted RF Power (dBm)	Antenna Gain (dBi)	EIRP (dBm)	EIRP Limit (dBm)	Margin (dB)	Result
1907.5	25	0	17.5	0.35	17.85	33.0	15.15	Complied
1907.5	12	13	17.5	0.35	17.85	33.0	15.15	Complied
1907.5	12	0	17.5	0.35	17.85	33.0	15.15	Complied
1907.5	12	7	17.5	0.35	17.85	33.0	15.15	Complied
1907.5	1	24	18.5	0.35	18.85	33.0	14.15	Complied
1907.5	1	0	18.4	0.35	18.75	33.0	14.25	Complied
1907.5	1	12	18.5	0.35	18.85	33.0	14.15	Complied

Transmitter Output Power (EIRP) (continued)**Results: 10 MHz Channel Bandwidth / Bottom Channel / QPSK**

Frequency (MHz)	Resource Block(s)	Resource Block Offset	Conducted RF Power (dBm)	Antenna Gain (dBi)	EIRP (dBm)	EIRP Limit (dBm)	Margin (dB)	Result
1855.0	50	0	18.7	0.35	19.05	33.0	13.95	Complied
1855.0	25	24	18.7	0.35	19.05	33.0	13.95	Complied
1855.0	25	0	18.7	0.35	19.05	33.0	13.95	Complied
1855.0	25	12	18.7	0.35	19.05	33.0	13.95	Complied
1855.0	1	49	19.6	0.35	19.95	33.0	13.05	Complied
1855.0	1	0	19.8	0.35	20.15	33.0	12.85	Complied
1855.0	1	24	19.7	0.35	20.05	33.0	12.95	Complied

Results: 10 MHz Channel Bandwidth / Bottom Channel / 16QAM

Frequency (MHz)	Resource Block(s)	Resource Block Offset	Conducted RF Power (dBm)	Antenna Gain (dBi)	EIRP (dBm)	EIRP Limit (dBm)	Margin (dB)	Result
1855.0	50	0	17.7	0.35	18.05	33.0	14.95	Complied
1855.0	25	24	17.7	0.35	18.05	33.0	14.95	Complied
1855.0	25	0	17.8	0.35	18.15	33.0	14.85	Complied
1855.0	25	12	17.7	0.35	18.05	33.0	14.95	Complied
1855.0	1	49	18.7	0.35	19.05	33.0	13.95	Complied
1855.0	1	0	18.8	0.35	19.15	33.0	13.85	Complied
1855.0	1	24	18.8	0.35	19.15	33.0	13.85	Complied

Results: 10 MHz Channel Bandwidth / Middle Channel / QPSK

Frequency (MHz)	Resource Block(s)	Resource Block Offset	Conducted RF Power (dBm)	Antenna Gain (dBi)	EIRP (dBm)	EIRP Limit (dBm)	Margin (dB)	Result
1880.0	50	0	18.6	0.35	18.95	33.0	14.05	Complied
1880.0	25	24	18.5	0.35	18.85	33.0	14.15	Complied
1880.0	25	0	18.5	0.35	18.85	33.0	14.15	Complied
1880.0	25	12	18.6	0.35	18.95	33.0	14.05	Complied
1880.0	1	49	19.5	0.35	19.85	33.0	13.15	Complied
1880.0	1	0	19.7	0.35	20.05	33.0	12.95	Complied
1880.0	1	24	19.5	0.35	19.85	33.0	13.15	Complied

Transmitter Output Power (EIRP) (continued)**Results: 10 MHz Channel Bandwidth / Middle Channel / 16QAM**

Frequency (MHz)	Resource Block(s)	Resource Block Offset	Conducted RF Power (dBm)	Antenna Gain (dBi)	EIRP (dBm)	EIRP Limit (dBm)	Margin (dB)	Result
1880.0	50	0	17.6	0.35	17.95	33.0	15.05	Complied
1880.0	25	24	17.5	0.35	17.85	33.0	15.15	Complied
1880.0	25	0	17.6	0.35	17.95	33.0	15.05	Complied
1880.0	25	12	17.6	0.35	17.95	33.0	15.05	Complied
1880.0	1	49	18.4	0.35	18.75	33.0	14.25	Complied
1880.0	1	0	18.6	0.35	18.95	33.0	14.05	Complied
1880.0	1	24	18.4	0.35	18.75	33.0	14.25	Complied

Results: 10 MHz Channel Bandwidth / Top Channel / QPSK

Frequency (MHz)	Resource Block(s)	Resource Block Offset	Conducted RF Power (dBm)	Antenna Gain (dBi)	EIRP (dBm)	EIRP Limit (dBm)	Margin (dB)	Result
1905.0	50	0	18.6	0.35	18.95	33.0	14.05	Complied
1905.0	25	24	18.6	0.35	18.95	33.0	14.05	Complied
1905.0	25	0	18.6	0.35	18.95	33.0	14.05	Complied
1905.0	25	12	18.6	0.35	18.95	33.0	14.05	Complied
1905.0	1	49	19.5	0.35	19.85	33.0	13.15	Complied
1905.0	1	0	19.5	0.35	19.85	33.0	13.15	Complied
1905.0	1	24	19.5	0.35	19.85	33.0	13.15	Complied

Results: 10 MHz Channel Bandwidth / Top Channel / 16QAM

Frequency (MHz)	Resource Block(s)	Resource Block Offset	Conducted RF Power (dBm)	Antenna Gain (dBi)	EIRP (dBm)	EIRP Limit (dBm)	Margin (dB)	Result
1905.0	50	0	17.5	0.35	17.85	33.0	15.15	Complied
1905.0	25	24	17.6	0.35	17.95	33.0	15.05	Complied
1905.0	25	0	17.6	0.35	17.95	33.0	15.05	Complied
1905.0	25	12	17.6	0.35	17.95	33.0	15.05	Complied
1905.0	1	49	18.9	0.35	19.25	33.0	13.75	Complied
1905.0	1	0	19.0	0.35	19.35	33.0	13.65	Complied
1905.0	1	24	19.0	0.35	19.35	33.0	13.65	Complied

Transmitter Output Power (EIRP) (continued)**Results: 15 MHz Channel Bandwidth / Bottom Channel / QPSK**

Frequency (MHz)	Resource Block(s)	Resource Block Offset	Conducted RF Power (dBm)	Antenna Gain (dBi)	EIRP (dBm)	EIRP Limit (dBm)	Margin (dB)	Result
1857.5	75	0	18.7	0.35	19.05	33.0	13.95	Complied
1857.5	36	37	18.7	0.35	19.05	33.0	13.95	Complied
1857.5	36	0	18.6	0.35	18.95	33.0	14.05	Complied
1857.5	36	18	18.7	0.35	19.05	33.0	13.95	Complied
1857.5	1	74	19.6	0.35	19.95	33.0	13.05	Complied
1857.5	1	0	19.6	0.35	19.95	33.0	13.05	Complied
1857.5	1	36	19.7	0.35	20.05	33.0	12.95	Complied

Results: 15 MHz Channel Bandwidth / Bottom Channel / 16QAM

Frequency (MHz)	Resource Block(s)	Resource Block Offset	Conducted RF Power (dBm)	Antenna Gain (dBi)	EIRP (dBm)	EIRP Limit (dBm)	Margin (dB)	Result
1857.5	75	0	17.7	0.35	18.05	33.0	14.95	Complied
1857.5	36	37	17.7	0.35	18.05	33.0	14.95	Complied
1857.5	36	0	17.6	0.35	17.95	33.0	15.05	Complied
1857.5	36	18	17.7	0.35	18.05	33.0	14.95	Complied
1857.5	1	74	18.6	0.35	18.95	33.0	14.05	Complied
1857.5	1	0	18.7	0.35	19.05	33.0	13.95	Complied
1857.5	1	36	18.8	0.35	19.15	33.0	13.85	Complied

Results: 15 MHz Channel Bandwidth / Middle Channel / QPSK

Frequency (MHz)	Resource Block(s)	Resource Block Offset	Conducted RF Power (dBm)	Antenna Gain (dBi)	EIRP (dBm)	EIRP Limit (dBm)	Margin (dB)	Result
1880.0	75	0	18.6	0.35	18.95	33.0	14.05	Complied
1880.0	36	37	18.6	0.35	18.95	33.0	14.05	Complied
1880.0	36	0	18.6	0.35	18.95	33.0	14.05	Complied
1880.0	36	18	18.7	0.35	19.05	33.0	13.95	Complied
1880.0	1	74	19.5	0.35	19.85	33.0	13.15	Complied
1880.0	1	0	19.7	0.35	20.05	33.0	12.95	Complied
1880.0	1	36	19.7	0.35	20.05	33.0	12.95	Complied

Transmitter Output Power (EIRP) (continued)**Results: 15 MHz Channel Bandwidth / Middle Channel / 16QAM**

Frequency (MHz)	Resource Block(s)	Resource Block Offset	Conducted RF Power (dBm)	Antenna Gain (dBi)	EIRP (dBm)	EIRP Limit (dBm)	Margin (dB)	Result
1880.0	75	0	17.6	0.35	17.95	33.0	15.05	Complied
1880.0	36	37	17.6	0.35	17.95	33.0	15.05	Complied
1880.0	36	0	17.6	0.35	17.95	33.0	15.05	Complied
1880.0	36	18	17.7	0.35	18.05	33.0	14.95	Complied
1880.0	1	74	18.9	0.35	19.25	33.0	13.75	Complied
1880.0	1	0	19.0	0.35	19.35	33.0	13.65	Complied
1880.0	1	36	19.1	0.35	19.45	33.0	13.55	Complied

Results: 15 MHz Channel Bandwidth / Top Channel / QPSK

Frequency (MHz)	Resource Block(s)	Resource Block Offset	Conducted RF Power (dBm)	Antenna Gain (dBi)	EIRP (dBm)	EIRP Limit (dBm)	Margin (dB)	Result
1902.5	75	0	18.6	0.35	18.95	33.0	14.05	Complied
1902.5	36	37	18.6	0.35	18.95	33.0	14.05	Complied
1902.5	36	0	18.5	0.35	18.85	33.0	14.15	Complied
1902.5	36	18	18.6	0.35	18.95	33.0	14.05	Complied
1902.5	1	74	19.5	0.35	19.85	33.0	13.15	Complied
1902.5	1	0	19.6	0.35	19.95	33.0	13.05	Complied
1902.5	1	36	19.6	0.35	19.95	33.0	13.05	Complied

Results: 15 MHz Channel Bandwidth / Top Channel / 16QAM

Frequency (MHz)	Resource Block(s)	Resource Block Offset	Conducted RF Power (dBm)	Antenna Gain (dBi)	EIRP (dBm)	EIRP Limit (dBm)	Margin (dB)	Result
1902.5	75	0	17.6	0.35	17.95	33.0	15.05	Complied
1902.5	36	37	17.6	0.35	17.95	33.0	15.05	Complied
1902.5	36	0	17.5	0.35	17.85	33.0	15.15	Complied
1902.5	36	18	17.6	0.35	17.95	33.0	15.05	Complied
1902.5	1	74	18.9	0.35	19.25	33.0	13.75	Complied
1902.5	1	0	18.9	0.35	19.25	33.0	13.75	Complied
1902.5	1	36	19.1	0.35	19.25	33.0	13.55	Complied

Transmitter Output Power (EIRP) (continued)**Results: 20 MHz Channel Bandwidth / Bottom Channel / QPSK**

Frequency (MHz)	Resource Block(s)	Resource Block Offset	Conducted RF Power (dBm)	Antenna Gain (dBi)	EIRP (dBm)	EIRP Limit (dBm)	Margin (dB)	Result
1860.0	100	0	18.8	0.35	19.15	33.0	13.85	Complied
1860.0	50	49	18.6	0.35	18.95	33.0	14.05	Complied
1860.0	50	0	19.0	0.35	19.35	33.0	13.65	Complied
1860.0	50	24	18.8	0.35	19.15	33.0	13.85	Complied
1860.0	1	99	19.7	0.35	20.05	33.0	12.95	Complied
1860.0	1	0	19.8	0.35	20.15	33.0	12.85	Complied
1860.0	1	49	19.9	0.35	20.25	33.0	12.75	Complied

Results: 20 MHz Channel Bandwidth / Bottom Channel / 16QAM

Frequency (MHz)	Resource Block(s)	Resource Block Offset	Conducted RF Power (dBm)	Antenna Gain (dBi)	EIRP (dBm)	EIRP Limit (dBm)	Margin (dB)	Result
1860.0	100	0	17.7	0.35	18.05	33.0	14.95	Complied
1860.0	50	49	17.6	0.35	17.95	33.0	15.05	Complied
1860.0	50	0	18.0	0.35	18.35	33.0	14.65	Complied
1860.0	50	24	17.8	0.35	18.15	33.0	14.85	Complied
1860.0	1	99	18.7	0.35	19.05	33.0	13.95	Complied
1860.0	1	0	18.8	0.35	19.15	33.0	13.85	Complied
1860.0	1	49	19.0	0.35	19.35	33.0	13.65	Complied

Results: 20 MHz Channel Bandwidth / Middle Channel / QPSK

Frequency (MHz)	Resource Block(s)	Resource Block Offset	Conducted RF Power (dBm)	Antenna Gain (dBi)	EIRP (dBm)	EIRP Limit (dBm)	Margin (dB)	Result
1880.0	100	0	18.7	0.35	19.05	33.0	13.95	Complied
1880.0	50	49	18.7	0.35	19.05	33.0	13.95	Complied
1880.0	50	0	18.6	0.35	18.95	33.0	14.05	Complied
1880.0	50	24	18.7	0.35	19.05	33.0	13.95	Complied
1880.0	1	99	19.6	0.35	19.95	33.0	13.05	Complied
1880.0	1	0	19.8	0.35	20.15	33.0	12.85	Complied
1880.0	1	49	19.8	0.35	20.15	33.0	12.85	Complied

Transmitter Output Power (EIRP) (continued)**Results: 20 MHz Channel Bandwidth / Middle Channel / 16QAM**

Frequency (MHz)	Resource Block(s)	Resource Block Offset	Conducted RF Power (dBm)	Antenna Gain (dBi)	EIRP (dBm)	EIRP Limit (dBm)	Margin (dB)	Result
1880.0	100	0	17.9	0.35	18.25	33.0	14.75	Complied
1880.0	50	49	17.9	0.35	18.25	33.0	14.75	Complied
1880.0	50	0	17.8	0.35	18.15	33.0	14.85	Complied
1880.0	50	24	17.9	0.35	18.25	33.0	14.75	Complied
1880.0	1	99	18.9	0.35	19.25	33.0	13.75	Complied
1880.0	1	0	19.2	0.35	19.55	33.0	13.45	Complied
1880.0	1	49	19.3	0.35	19.65	33.0	13.35	Complied

Results: 20 MHz Channel Bandwidth / Top Channel / QPSK

Frequency (MHz)	Resource Block(s)	Resource Block Offset	Conducted RF Power (dBm)	Antenna Gain (dBi)	EIRP (dBm)	EIRP Limit (dBm)	Margin (dB)	Result
1900.0	100	0	18.5	0.35	18.85	33.0	14.15	Complied
1900.0	50	49	18.6	0.35	18.95	33.0	14.05	Complied
1900.0	50	0	18.5	0.35	18.85	33.0	14.15	Complied
1900.0	50	24	18.5	0.35	18.85	33.0	14.15	Complied
1900.0	1	99	19.4	0.35	19.75	33.0	13.25	Complied
1900.0	1	0	19.5	0.35	19.85	33.0	13.15	Complied
1900.0	1	49	19.5	0.35	19.85	33.0	13.15	Complied

Results: 20 MHz Channel Bandwidth / Top Channel / 16QAM

Frequency (MHz)	Resource Block(s)	Resource Block Offset	Conducted RF Power (dBm)	Antenna Gain (dBi)	EIRP (dBm)	EIRP Limit (dBm)	Margin (dB)	Result
1900.0	100	0	17.5	0.35	17.85	33.0	15.15	Complied
1900.0	50	49	17.8	0.35	18.15	33.0	14.85	Complied
1900.0	50	0	17.3	0.35	17.65	33.0	15.35	Complied
1900.0	50	24	17.5	0.35	17.85	33.0	15.15	Complied
1900.0	1	99	18.6	0.35	18.95	33.0	14.05	Complied
1900.0	1	0	18.6	0.35	18.95	33.0	14.05	Complied
1900.0	1	49	18.7	0.35	19.05	33.0	13.95	Complied

Transmitter Output Power (EIRP) (continued)**Test Equipment Used:**

Asset No.	Instrument	Manufacturer	Type No.	Serial No.	Date Calibration Due	Cal. Interval (Months)
M2002	Thermohygrometer	Testo	608-H1	45041825	02 Apr 2017	12
M1869	Wideband Radio Comms Tester	Rohde & Schwarz	CMW500	145923	05 Apr 2017	12
A2845	Attenuator	Radiall	R411.806.121	24325927	Calibrated before use	-
A2844	Attenuator	Radiall	R411.803.121	23404066	Calibrated before use	-
S0562	Power Supply	Thurlby Thandar	PL330QMD	054895	Calibrated before use	-
M1269	Multimeter	Fluke	179	90250210	13 May 2017	12
G0628	Signal Generator	Rohde & Schwarz	SMBV100A	261847	25 Jan 2017	12
M1835	Signal Analyser	Rohde & Schwarz	FSV30	103050	26 Feb 2017	12

5.2.3. Transmitter Peak-To-Average Ratio (PAR)**Test Summary:**

Test Engineer:	Keith Tucker	Test Date:	20 June 2016
Test Sample IMEI:	358640070064218		

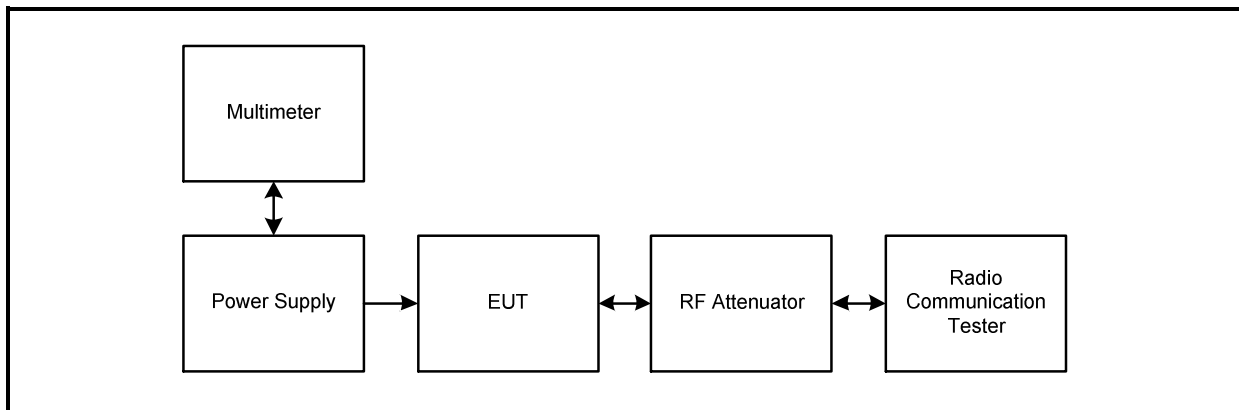
FCC Reference:	Part 24.232(d)
Test Method Used:	KDB 971168 Section 5.7.1

Environmental Conditions:

Temperature (°C):	24
Relative Humidity (%):	42

Note(s):

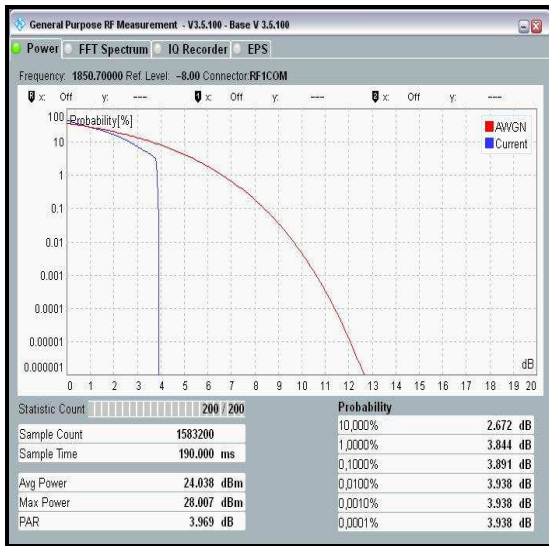
1. The CCDF analyser function of a communications test set was used to measure PAR when the EUT was transmitting with both QPSK and 16QAM modulations, all supported channel bandwidths on bottom, middle and top channels for 1 resource block. Maximum PAR levels associated with a probability of 0.1% were recorded.

Test setup:

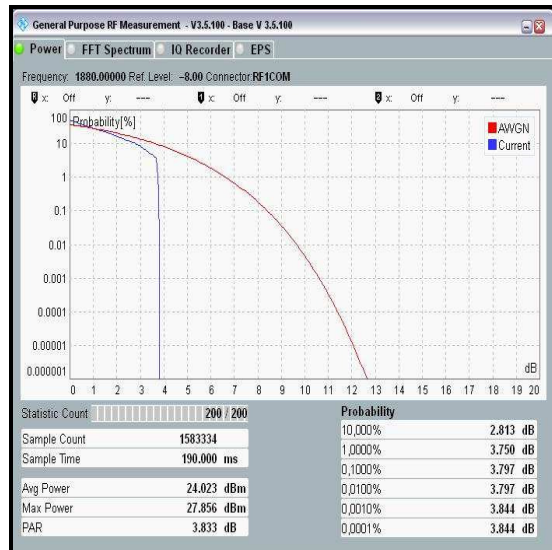
Transmitter Peak-To-Average Ratio (PAR) (continued)

Results: 1.4 MHz Channel Bandwidth / QPSK

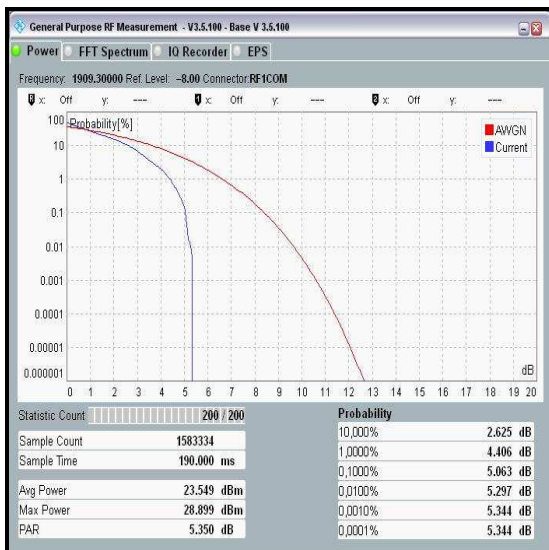
Channel	Resource Block(s)	Resource Block Offset	PAR (dB)	Ratio Limit (dB)	Margin (dB)	Result
Bottom	1	0	3.9	13.0	9.1	Complied
Middle	1	0	3.8	13.0	9.2	Complied
Top	1	0	5.1	13.0	7.9	Complied



Bottom Channel / QPSK



Middle Channel / QPSK

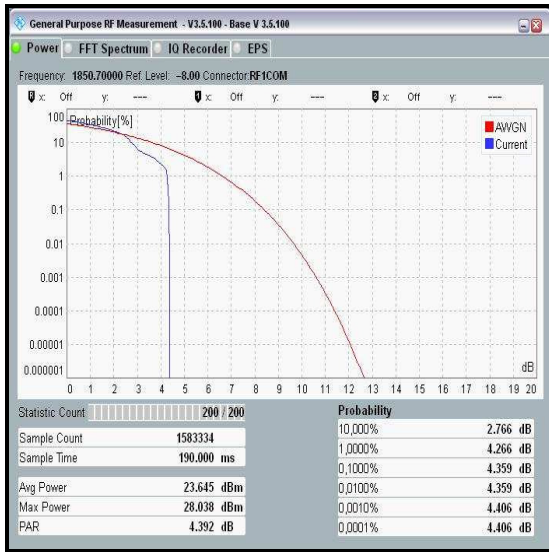


Top Channel / QPSK

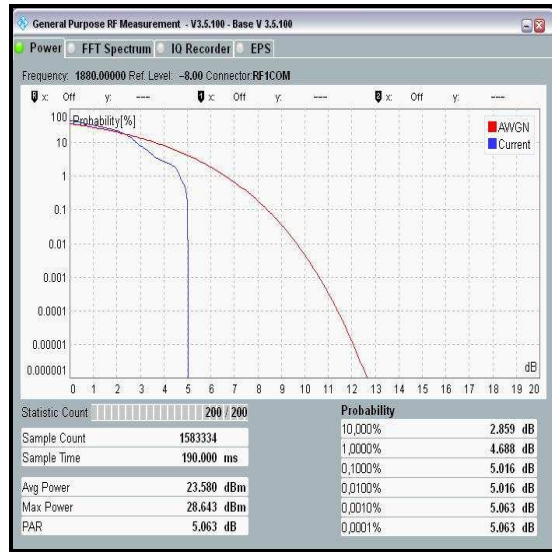
Transmitter Peak-To-Average Ratio (PAR) (continued)

Results: 1.4 MHz Channel Bandwidth / 16QAM

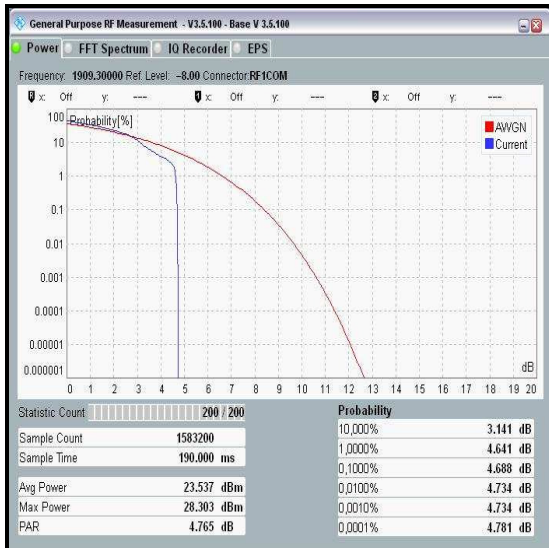
Channel	Resource Block(s)	Resource Block Offset	PAR (dB)	Ratio Limit (dB)	Margin (dB)	Result
Bottom	1	0	4.4	13.0	8.6	Complied
Middle	1	0	5.0	13.0	8.0	Complied
Top	1	0	4.7	13.0	8.3	Complied



Bottom Channel / 16QAM



Middle Channel / 16QAM

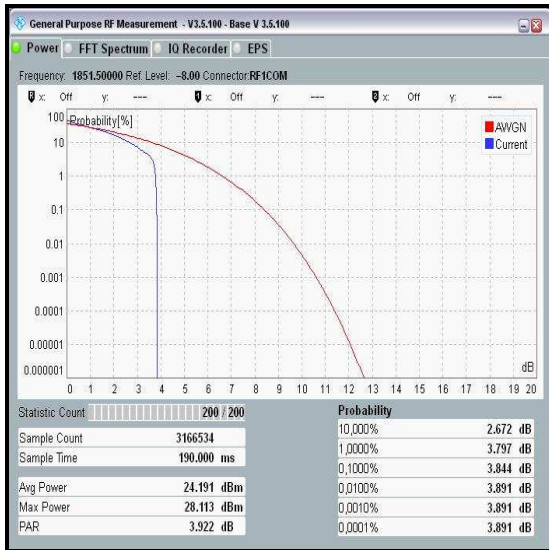


Top Channel / 16QAM

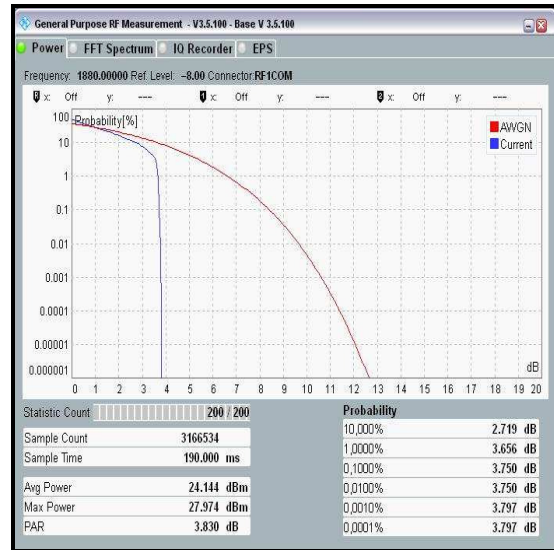
Transmitter Peak-To-Average Ratio (PAR) (continued)

Results: 3 MHz Channel Bandwidth / QPSK

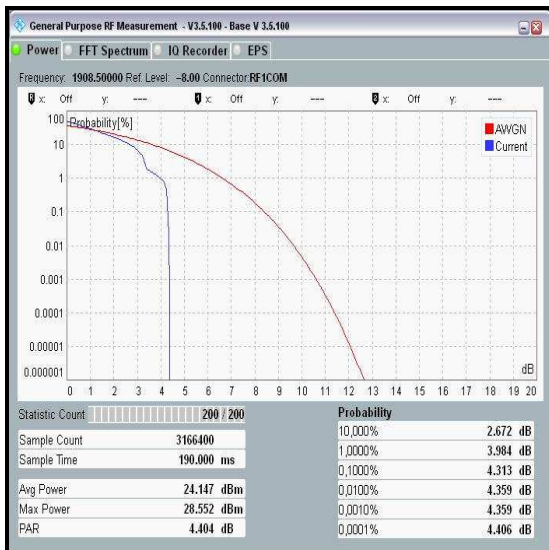
Channel	Resource Block(s)	Resource Block Offset	PAR (dB)	Ratio Limit (dB)	Margin (dB)	Result
Bottom	1	0	3.8	13.0	9.2	Complied
Middle	1	0	3.8	13.0	9.2	Complied
Top	1	0	4.3	13.0	8.7	Complied



Bottom Channel / QPSK



Middle Channel / QPSK

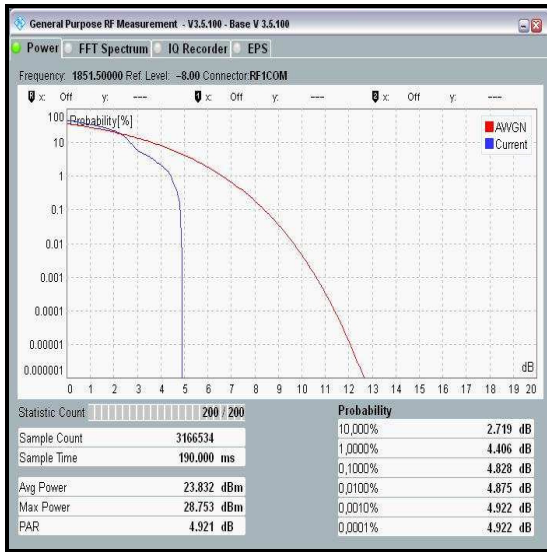


Top Channel / QPSK

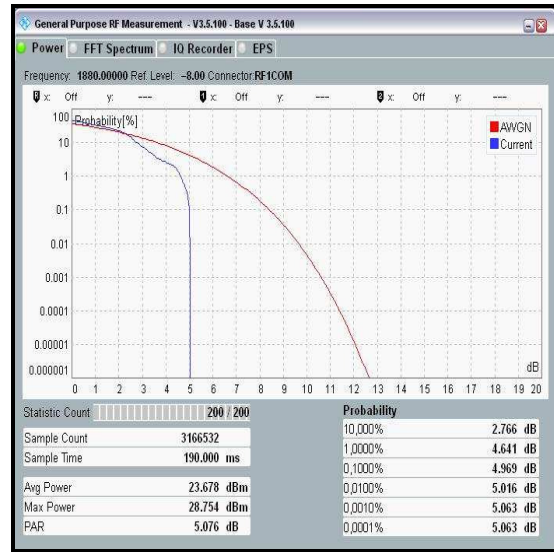
Transmitter Peak-To-Average Ratio (PAR) (continued)

Results: 3 MHz Channel Bandwidth / 16QAM

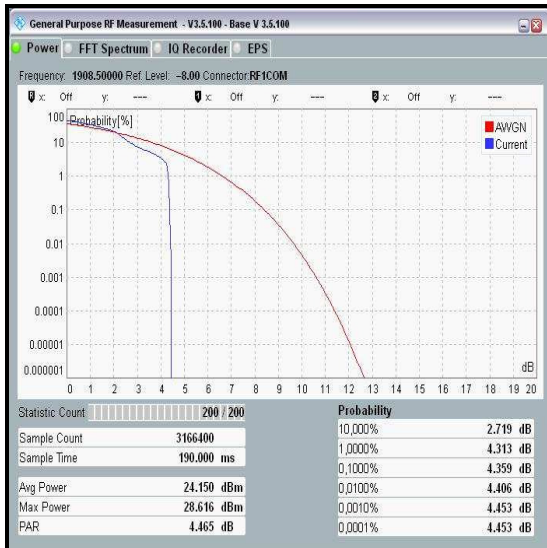
Channel	Resource Block(s)	Resource Block Offset	PAR (dB)	Ratio Limit (dB)	Margin (dB)	Result
Bottom	1	0	4.8	13.0	8.2	Complied
Middle	1	0	5.0	13.0	8.0	Complied
Top	1	0	4.4	13.0	8.6	Complied



Bottom Channel / 16QAM



Middle Channel / 16QAM

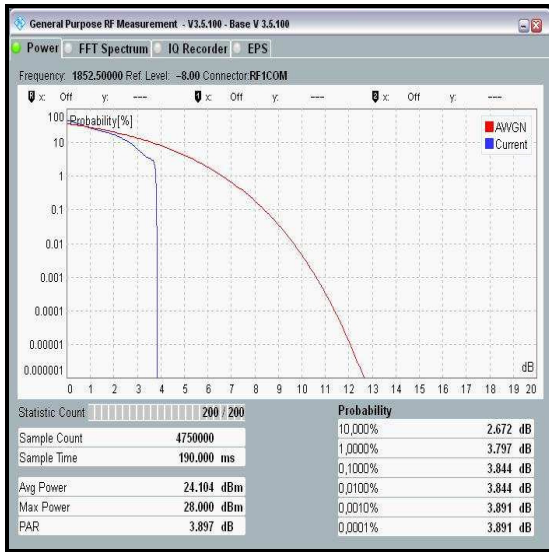


Top Channel / 16QAM

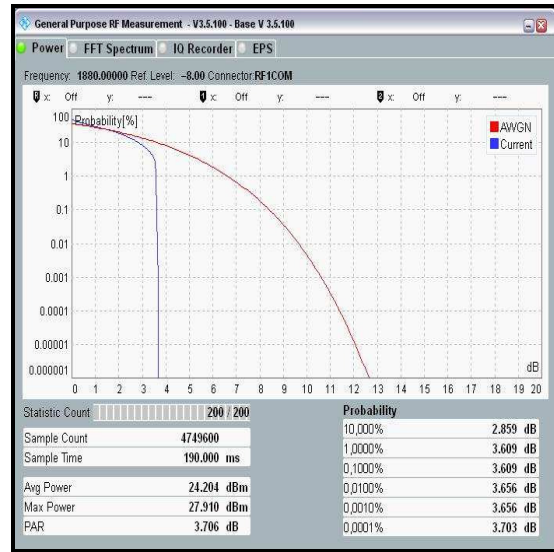
Transmitter Peak-To-Average Ratio (PAR) (continued)

Results: 5 MHz Channel Bandwidth / QPSK

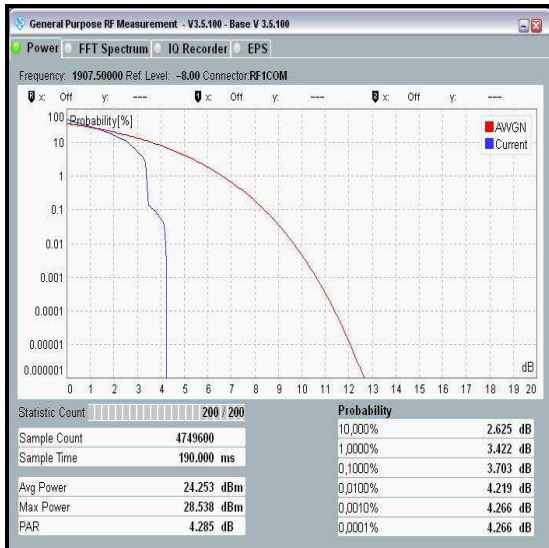
Channel	Resource Block(s)	Resource Block Offset	PAR (dB)	Ratio Limit (dB)	Margin (dB)	Result
Bottom	1	0	3.8	13.0	9.2	Complied
Middle	1	0	3.6	13.0	9.4	Complied
Top	1	0	3.7	13.0	9.3	Complied



Bottom Channel / QPSK



Middle Channel / QPSK

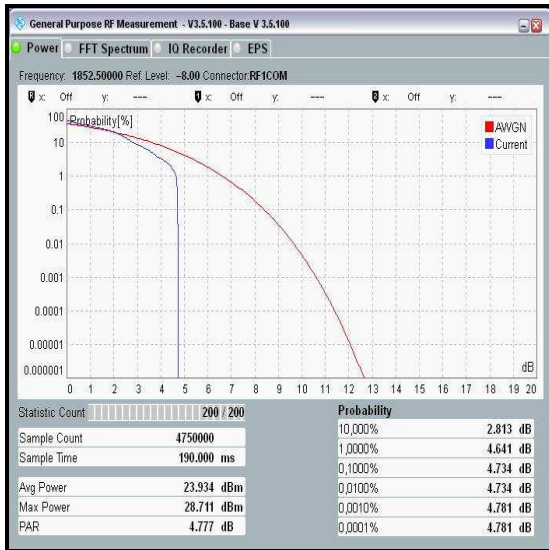


Top Channel / QPSK

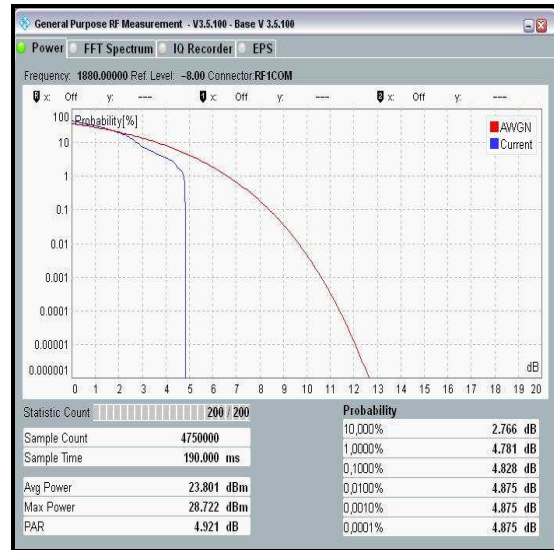
Transmitter Peak-To-Average Ratio (PAR) (continued)

Results: 5 MHz Channel Bandwidth / 16QAM

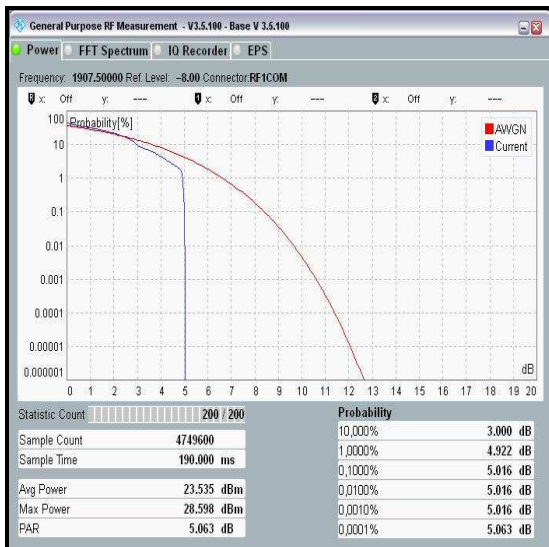
Channel	Resource Block(s)	Resource Block Offset	PAR (dB)	Ratio Limit (dB)	Margin (dB)	Result
Bottom	1	0	4.7	13.0	8.3	Complied
Middle	1	0	4.8	13.0	8.2	Complied
Top	1	0	5.0	13.0	8.0	Complied



Bottom Channel / 16QAM



Middle Channel / 16QAM

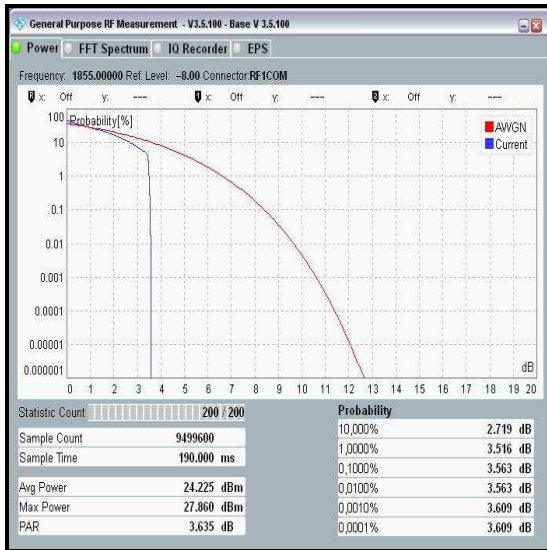


Top Channel / 16QAM

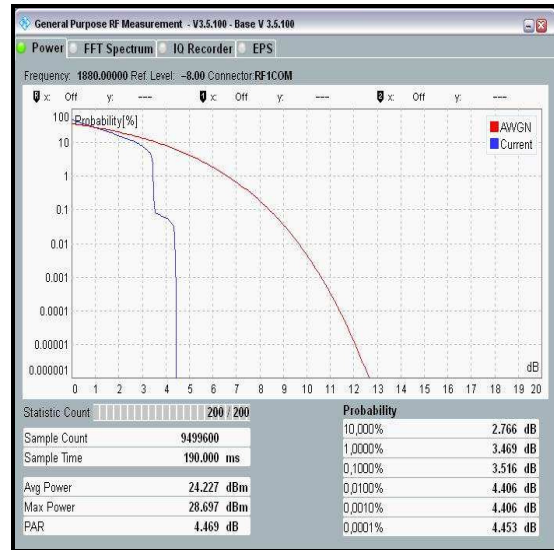
Transmitter Peak-To-Average Ratio (PAR) (continued)

Results: 10 MHz Channel Bandwidth / QPSK

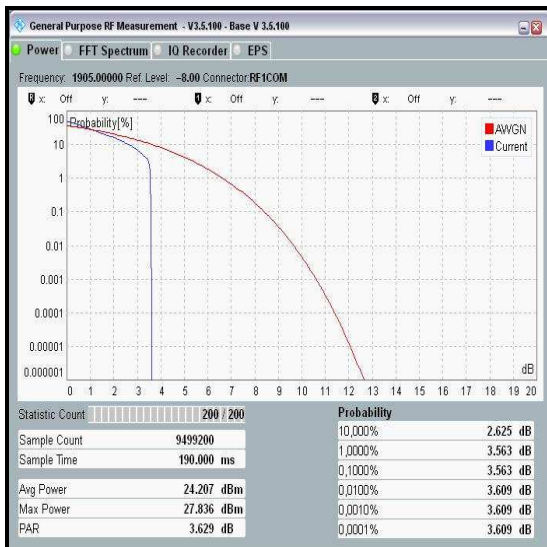
Channel	Resource Block(s)	Resource Block Offset	PAR (dB)	Ratio Limit (dB)	Margin (dB)	Result
Bottom	1	0	3.6	13.0	9.4	Complied
Middle	1	0	3.5	13.0	9.5	Middle
Top	1	0	3.6	13.0	9.4	Complied



Bottom Channel / QPSK



Middle Channel / QPSK

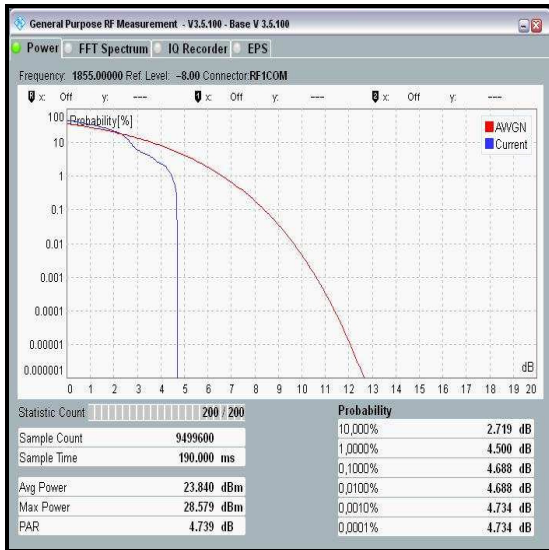


Top Channel / QPSK

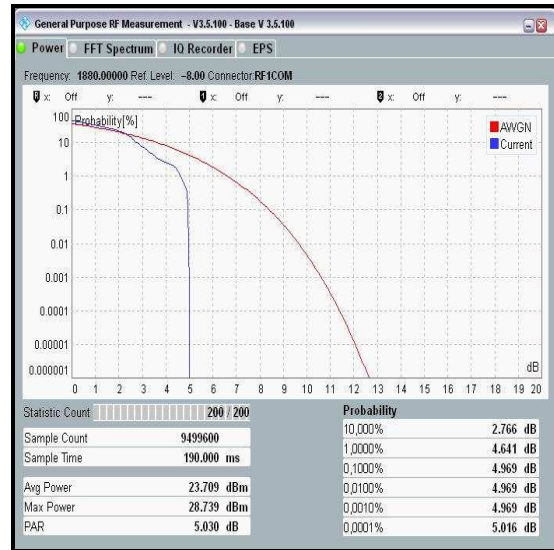
Transmitter Peak-To-Average Ratio (PAR) (continued)

Results: 10 MHz Channel Bandwidth / 16QAM

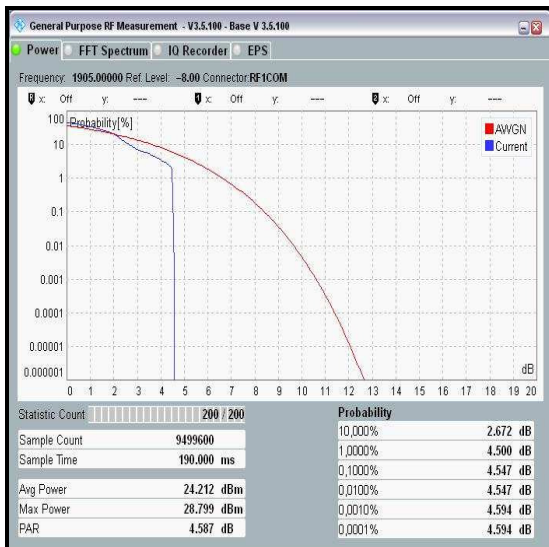
Channel	Resource Block(s)	Resource Block Offset	PAR (dB)	Ratio Limit (dB)	Margin (dB)	Result
Bottom	1	0	4.7	13.0	8.3	Complied
Middle	1	0	5.0	13.0	8.0	Complied
Top	1	0	4.5	13.0	8.5	Complied



Bottom Channel / 16QAM



Middle Channel / 16QAM

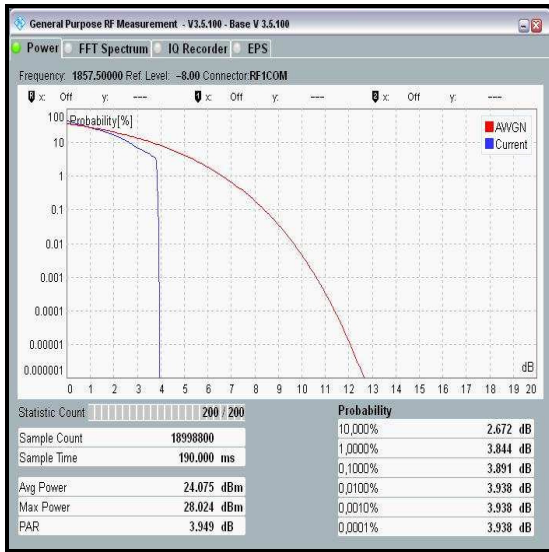


Top Channel / 16QAM

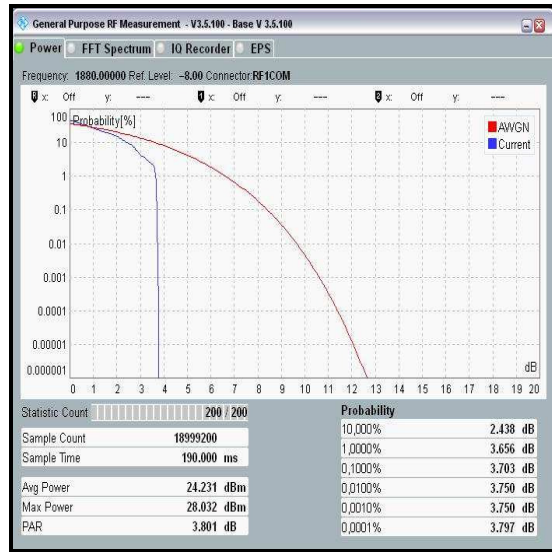
Transmitter Peak-To-Average Ratio (PAR) (continued)

Results: 15 MHz Channel Bandwidth / QPSK

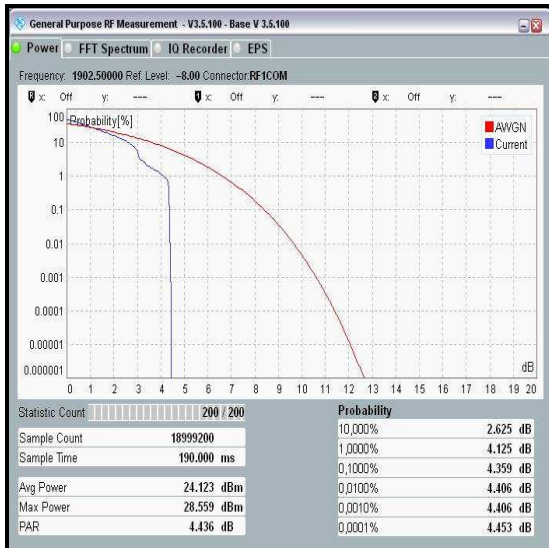
Channel	Resource Block(s)	Resource Block Offset	PAR (dB)	Ratio Limit (dB)	Margin (dB)	Result
Bottom	1	0	3.9	13.0	9.1	Complied
Middle	1	0	3.7	13.0	9.3	Complied
Top	1	0	4.4	13.0	8.6	Complied



Bottom Channel / QPSK



Middle Channel / QPSK

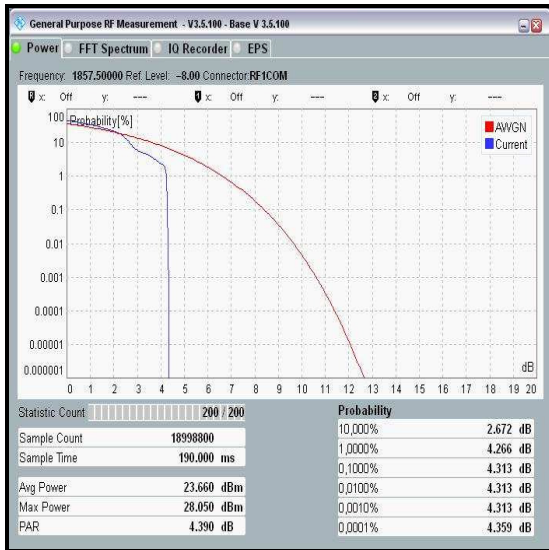


Top Channel / QPSK

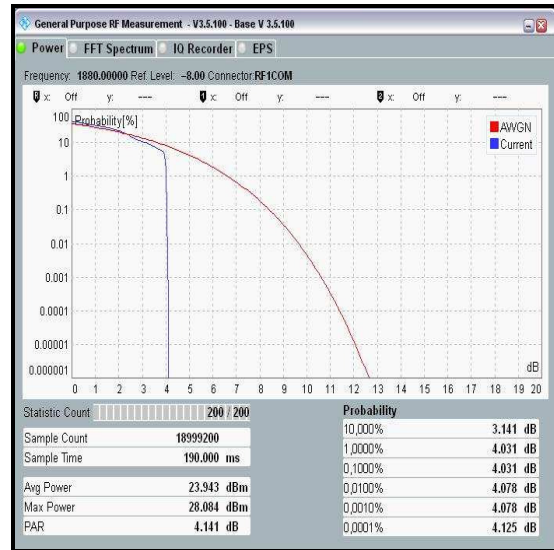
Transmitter Peak-To-Average Ratio (PAR) (continued)

Results: 15 MHz Channel Bandwidth / 16QAM

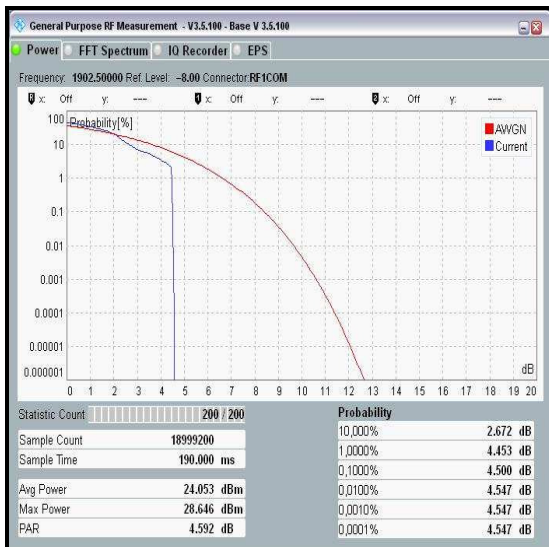
Channel	Resource Block(s)	Resource Block Offset	PAR (dB)	Ratio Limit (dB)	Margin (dB)	Result
Bottom	1	0	4.3	13.0	8.7	Complied
Middle	1	0	4.0	13.0	9.0	Complied
Top	1	0	4.5	13.0	8.5	Complied



Bottom Channel / 16QAM



Middle Channel / 16QAM

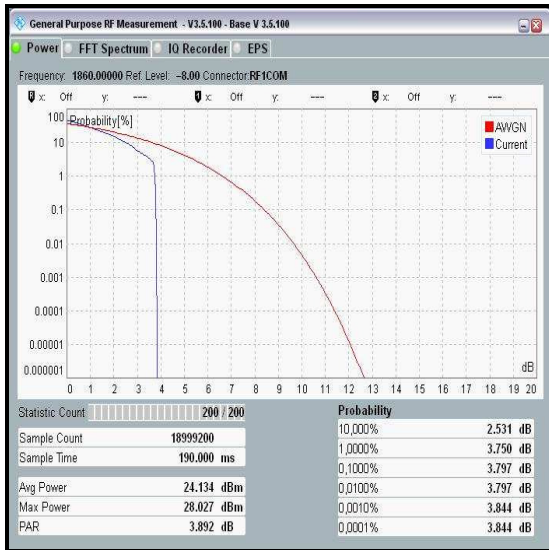


Top Channel / 16QAM

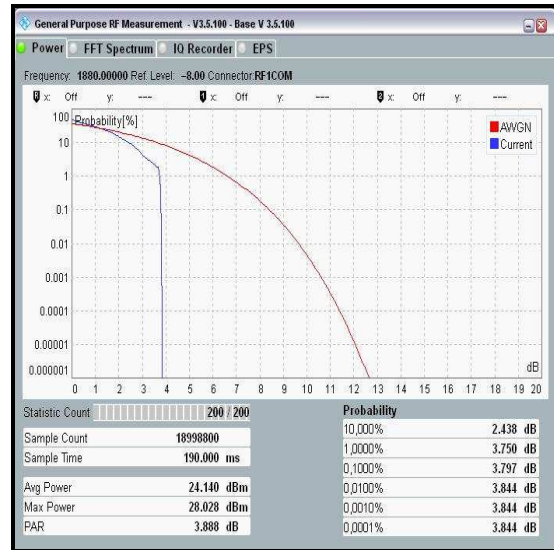
Transmitter Peak-To-Average Ratio (PAR) (continued)

Results: 20 MHz Channel Bandwidth / QPSK

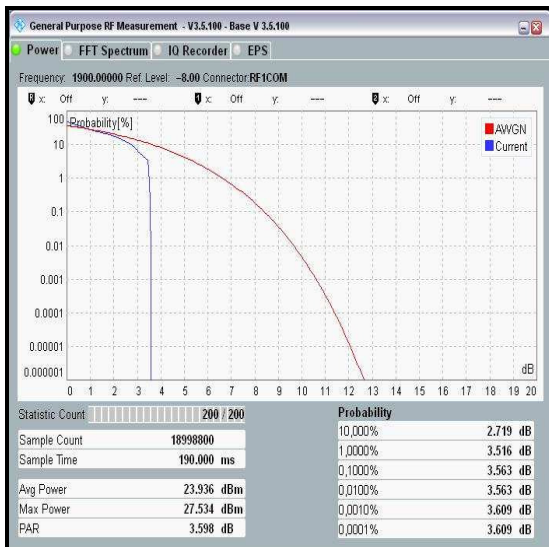
Channel	Resource Block(s)	Resource Block Offset	PAR (dB)	Ratio Limit (dB)	Margin (dB)	Result
Bottom	1	0	3.8	13.0	9.2	Complied
Middle	1	0	3.8	13.0	9.2	Complied
Top	1	0	3.6	13.0	9.4	Complied



Bottom Channel / QPSK



Middle Channel / QPSK

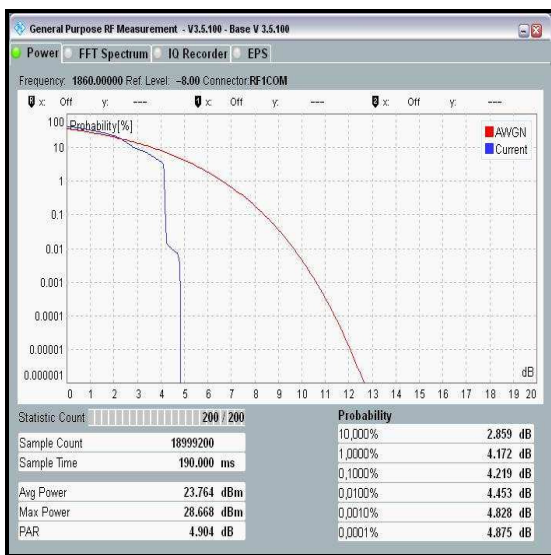


Top Channel / QPSK

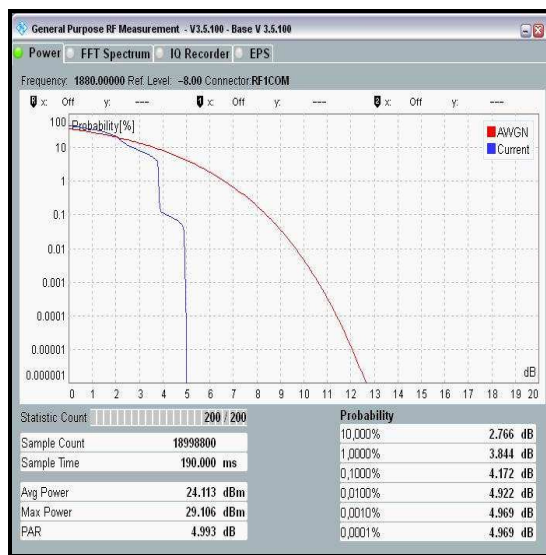
Transmitter Peak-To-Average Ratio (PAR) (continued)

Results: 20 MHz Channel Bandwidth / 16QAM

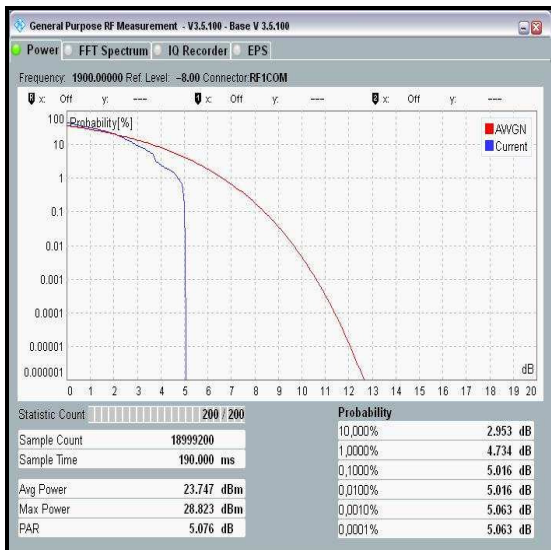
Channel	Resource Block(s)	Resource Block Offset	PAR (dB)	Ratio Limit (dB)	Margin (dB)	Result
Bottom	1	0	4.2	13.0	8.8	Complied
Middle	1	0	4.2	13.0	8.8	Complied
Top	1	0	5.0	13.0	8.0	Complied



Bottom Channel / 16QAM



Middle Channel / 16QAM



Top Channel / 16QAM

Transmitter Peak-To-Average Ratio (PAR) (continued)**Test Equipment Used:**

Asset No.	Instrument	Manufacturer	Type No.	Serial No.	Date Calibration Due	Cal. Interval (Months)
M2002	Thermohygrometer	Testo	608-H1	45041825	02 Apr 2017	12
M1869	Wideband Radio Comms Tester	Rohde & Schwarz	CMW500	145923	05 Apr 2017	12
A2845	Attenuator	Radiall	R411.806.121	24325927	Calibrated before use	-
A2844	Attenuator	Radiall	R411.803.121	23404066	Calibrated before use	-
S0562	Power Supply	Thurlby Thandar	PL330QMD	054895	Calibrated before use	-
M1269	Multimeter	Fluke	179	90250210	13 May 2017	12
G0628	Signal Generator	Rohde & Schwarz	SMBV100A	261847	25 Jan 2017	12
M1835	Signal Analyser	Rohde & Schwarz	FSV30	103050	26 Feb 2017	12

5.2.4. Transmitter Occupied Bandwidth

Test Summary:

Test Engineer:	Keith Tucker	Test Date:	22 June 2016
Test Sample IMEI:	358640070064218		

FCC Reference:	Part 2.1049
Test Method Used:	KDB 971168 Section 4.2

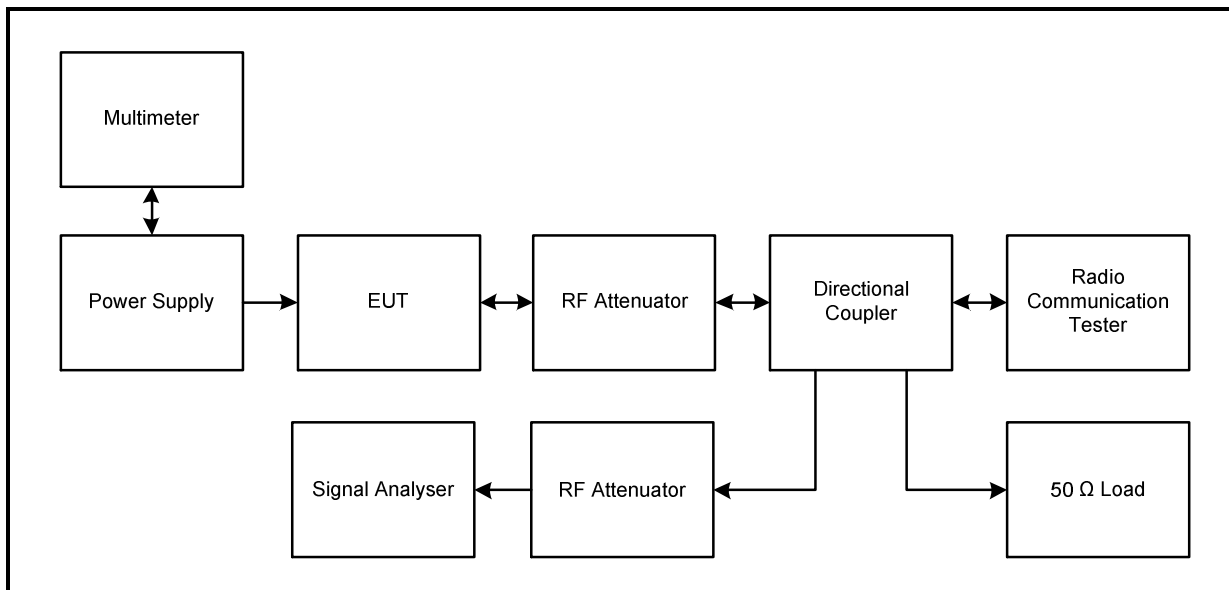
Environmental Conditions:

Temperature (°C):	24
Relative Humidity (%):	56

Note(s):

1. Occupied bandwidth (99% bandwidth) was measured using a signal analyser occupied bandwidth function.
2. Measurements were performed with the EUT transmitting with QPSK and 16QAM modulation schemes, with resource blocks settings as detailed in section 4.3 of this report.
3. The RF port of the EUT was connected to the signal analyser via RF cables, directional coupler and suitable attenuation.

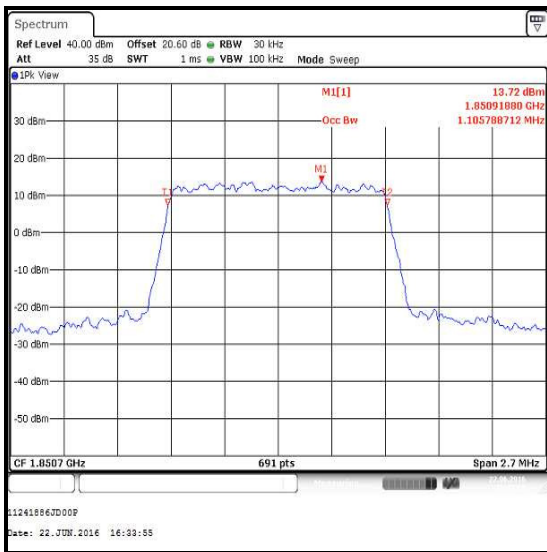
Test setup:



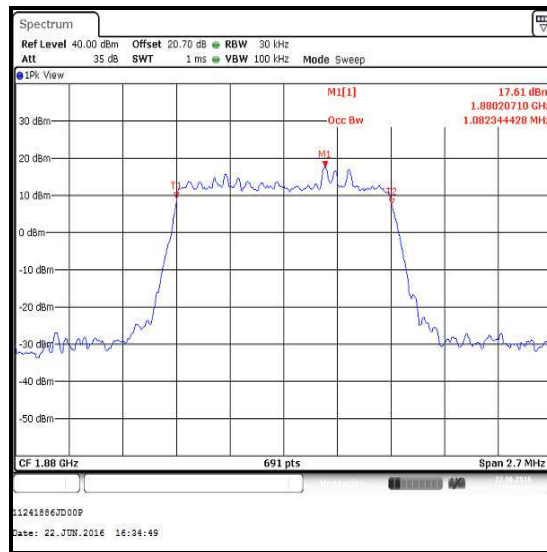
Transmitter Occupied Bandwidth (continued)

Results: 1.4 MHz Channel Bandwidth / QPSK

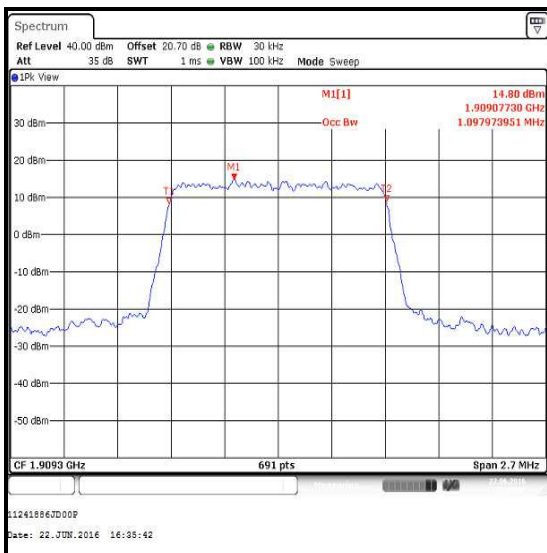
Channel	Resource Block(s)	Resource Block Offset	Resolution Bandwidth (kHz)	Video Bandwidth (kHz)	Occupied Bandwidth (MHz)
Bottom	6	0	30	100	1.106
Middle	6	0	30	100	1.082
Top	6	0	30	100	1.098



Bottom Channel / QPSK



Middle Channel / QPSK

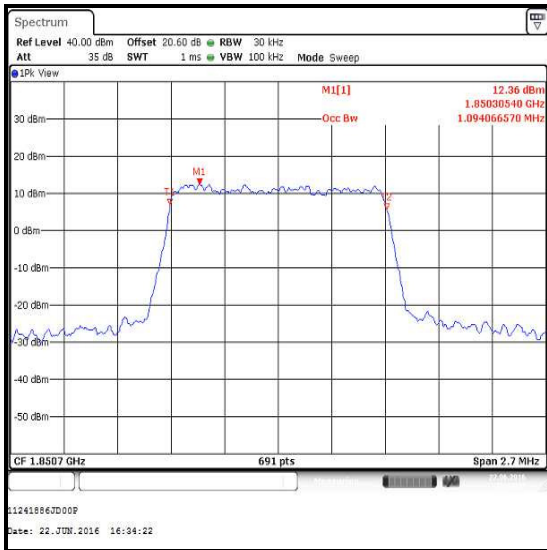


Top Channel / QPSK

Transmitter Occupied Bandwidth (continued)

Results: 1.4 MHz Channel Bandwidth / 16QAM

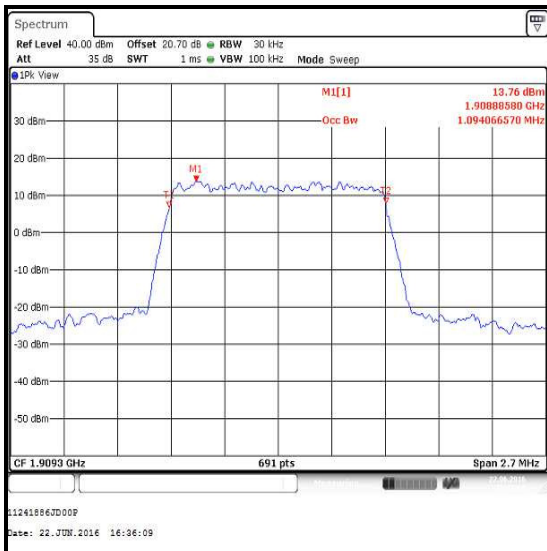
Channel	Resource Block(s)	Resource Block Offset	Resolution Bandwidth (kHz)	Video Bandwidth (kHz)	Occupied Bandwidth (MHz)
Bottom	6	0	30	100	1.094
Middle	6	0	30	100	1.094
Top	6	0	30	100	1.094



Bottom Channel / 16QAM



Middle Channel / 16QAM

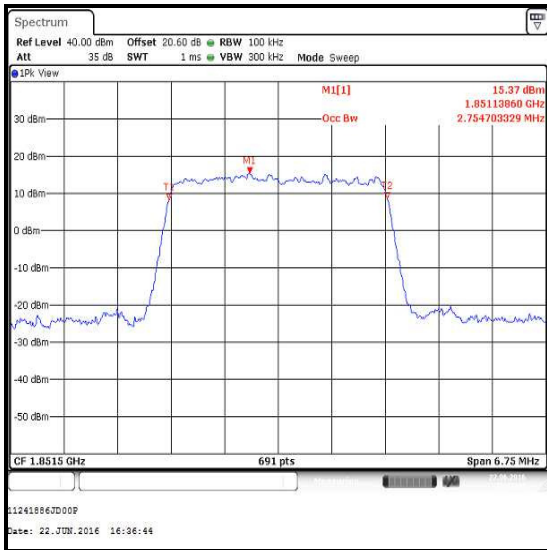


Top Channel / 16QAM

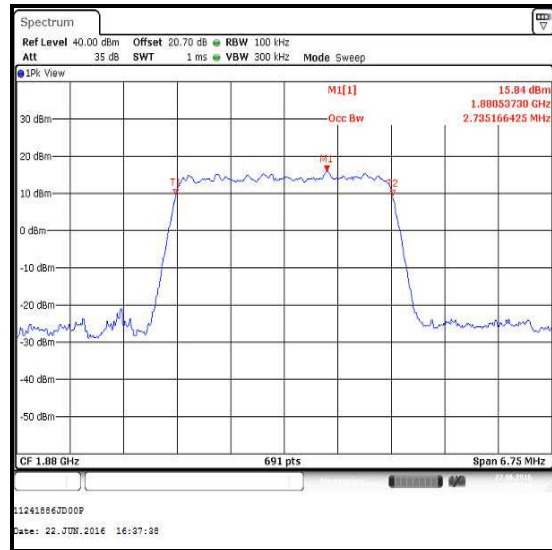
Transmitter Occupied Bandwidth (continued)

Results: 3 MHz Channel Bandwidth / QPSK

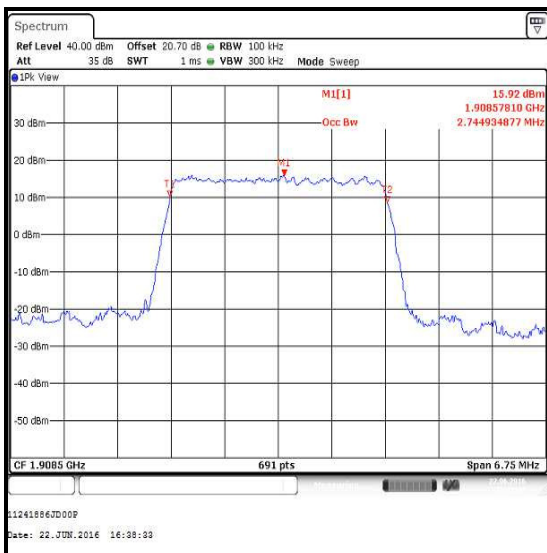
Channel	Resource Block(s)	Resource Block Offset	Resolution Bandwidth (kHz)	Video Bandwidth (kHz)	Occupied Bandwidth (MHz)
Bottom	15	0	100	300	2.755
Middle	15	0	100	300	2.735
Top	15	0	100	300	2.745



Bottom Channel / QPSK



Middle Channel / QPSK

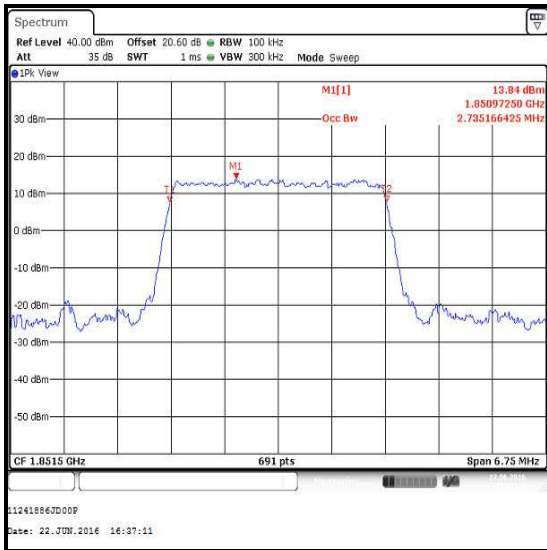


Top Channel / QPSK

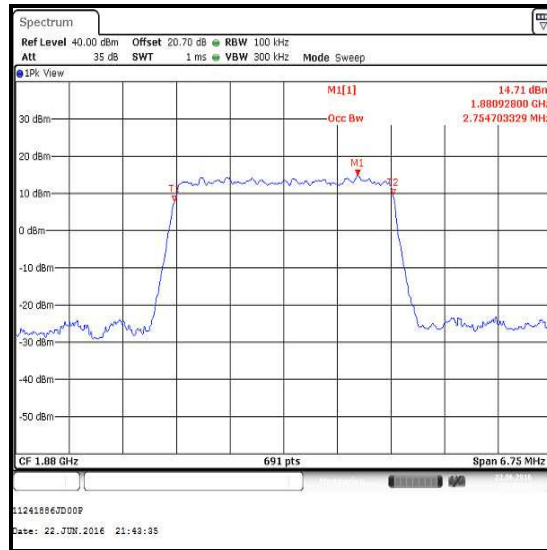
Transmitter Occupied Bandwidth (continued)

Results: 3 MHz Channel Bandwidth / 16QAM

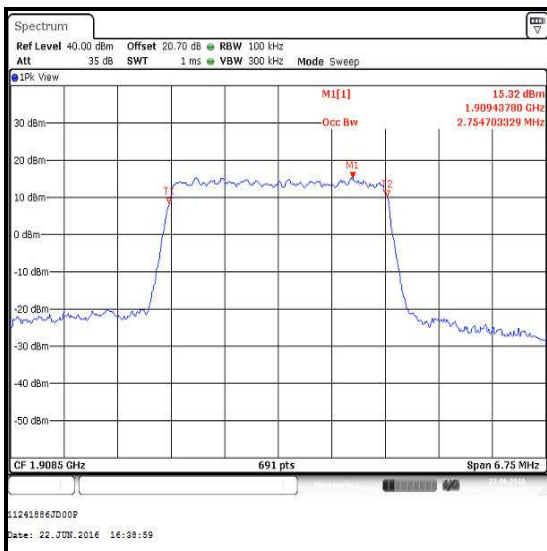
Channel	Resource Block(s)	Resource Block Offset	Resolution Bandwidth (kHz)	Video Bandwidth (kHz)	Occupied Bandwidth (MHz)
Bottom	15	0	100	300	2.735
Middle	15	0	100	300	2.755
Top	15	0	100	300	2.755



Bottom Channel / 16QAM



Middle Channel / 16QAM

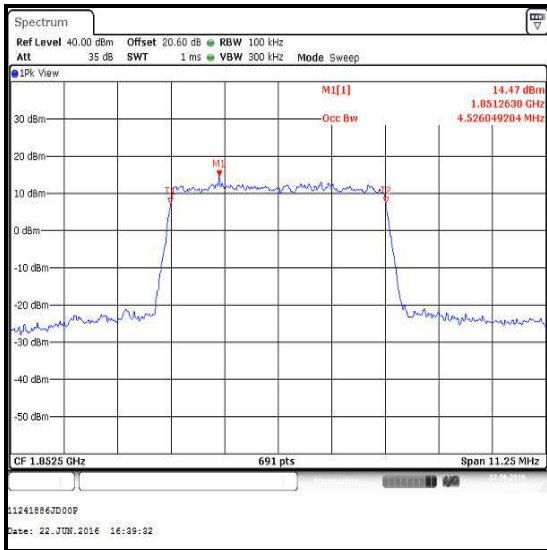


Top Channel / 16QAM

Transmitter Occupied Bandwidth (continued)

Results: 5 MHz Channel Bandwidth / QPSK

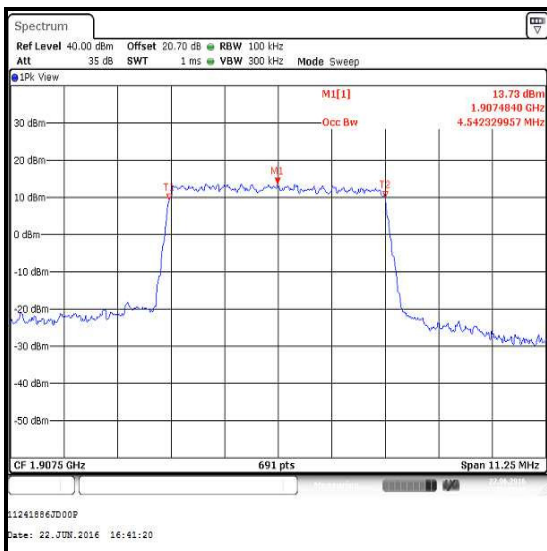
Channel	Resource Block(s)	Resource Block Offset	Resolution Bandwidth (kHz)	Video Bandwidth (kHz)	Occupied Bandwidth (MHz)
Bottom	25	0	100	300	4.526
Middle	25	0	100	300	4.510
Top	25	0	100	300	4.542



Bottom Channel / QPSK



Middle Channel / QPSK

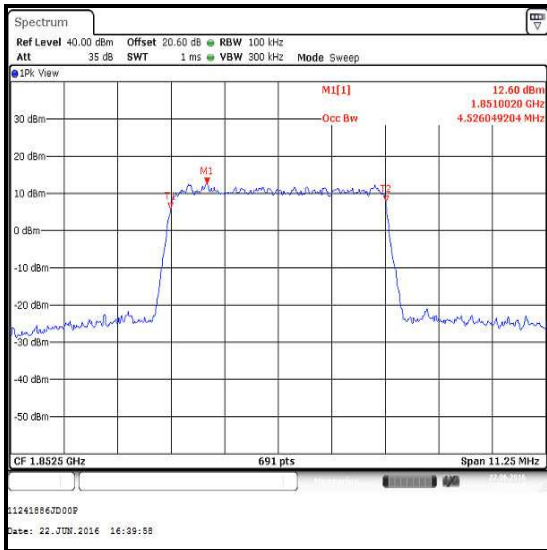


Top Channel / QPSK

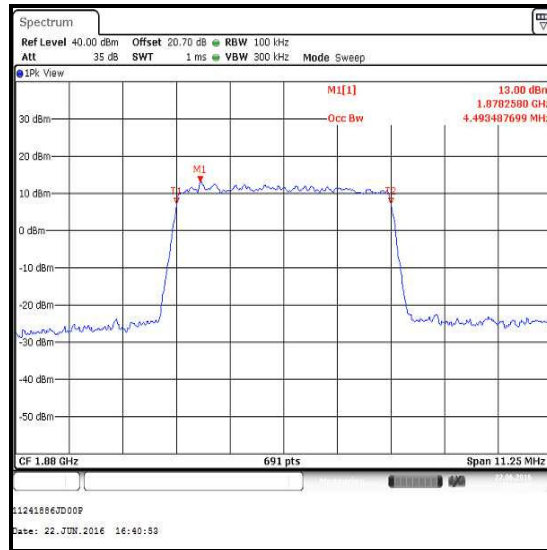
Transmitter Occupied Bandwidth (continued)

Results: 5 MHz Channel Bandwidth / 16QAM

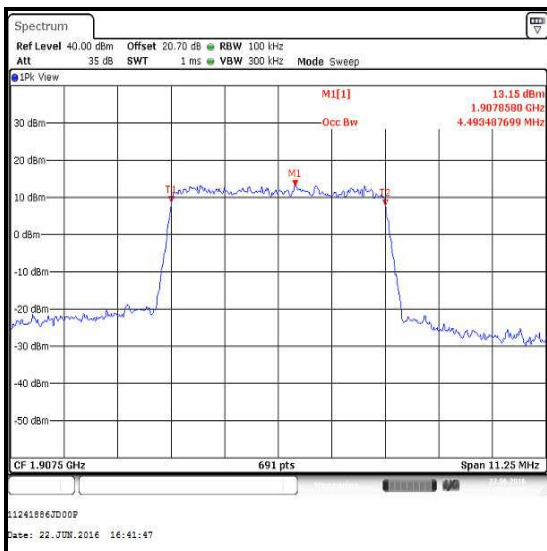
Channel	Resource Block(s)	Resource Block Offset	Resolution Bandwidth (kHz)	Video Bandwidth (kHz)	Occupied Bandwidth (MHz)
Bottom	25	0	100	300	4.526
Middle	25	0	100	300	4.493
Top	25	0	100	300	4.493



Bottom Channel / 16QAM



Middle Channel / 16QAM



Top Channel / 16QAM

Transmitter Occupied Bandwidth (continued)

Results: 10 MHz Channel Bandwidth / QPSK

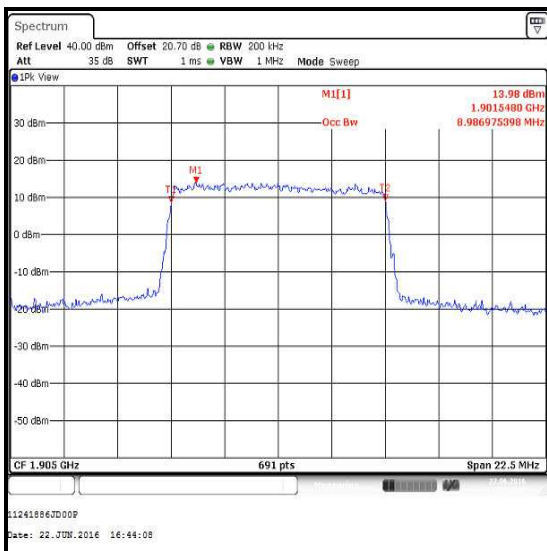
Channel	Resource Block(s)	Resource Block Offset	Resolution Bandwidth (kHz)	Video Bandwidth (kHz)	Occupied Bandwidth (MHz)
Bottom	50	0	200	1000	9.020
Middle	50	0	200	1000	9.020
Top	50	0	200	1000	8.987



Bottom Channel / QPSK



Middle Channel / QPSK

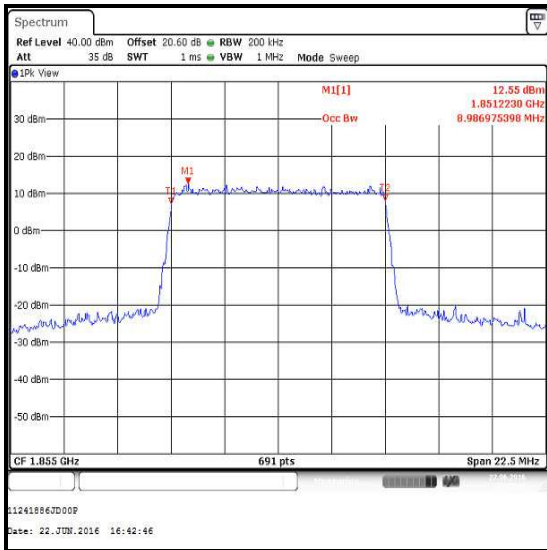


Top Channel / QPSK

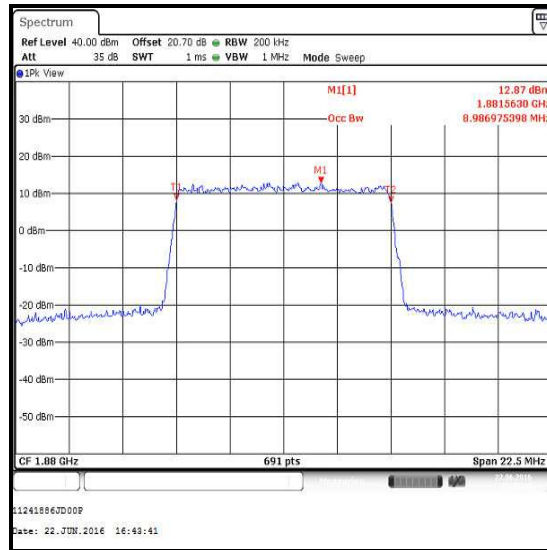
Transmitter Occupied Bandwidth (continued)

Results: 10 MHz Channel Bandwidth / 16QAM

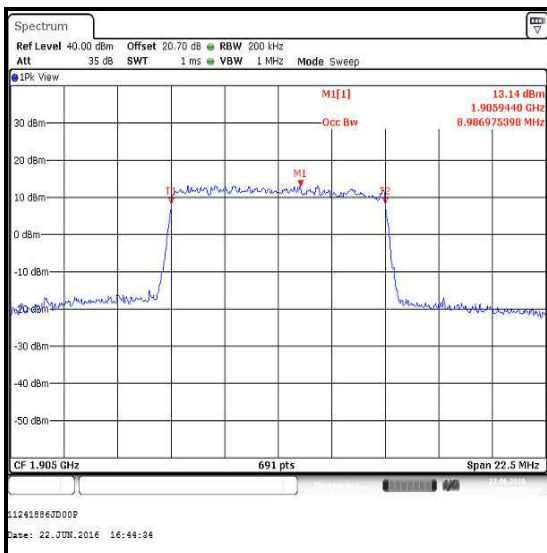
Channel	Resource Block(s)	Resource Block Offset	Resolution Bandwidth (kHz)	Video Bandwidth (kHz)	Occupied Bandwidth (MHz)
Bottom	50	0	200	1000	8.987
Middle	50	0	200	1000	8.987
Top	50	0	200	1000	8.987



Bottom Channel / 16QAM



Middle Channel / 16QAM

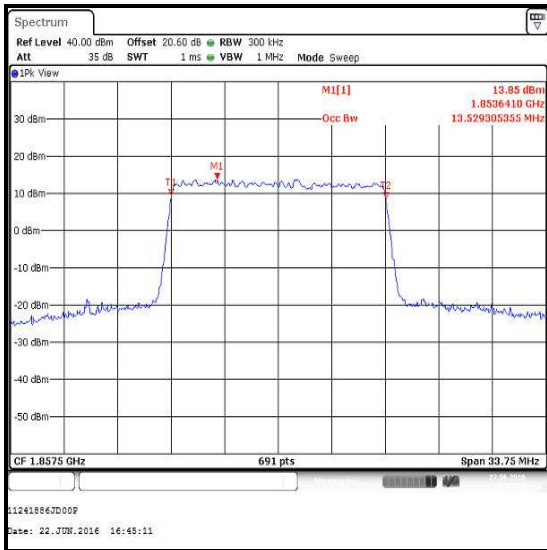


Top Channel / 16QAM

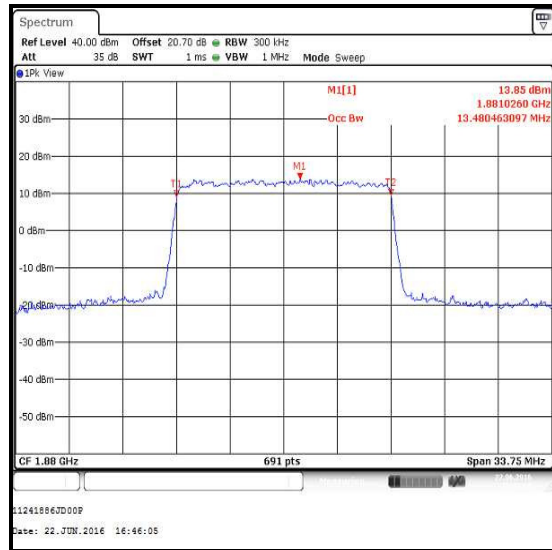
Transmitter Occupied Bandwidth (continued)

Results: 15 MHz Channel Bandwidth / QPSK

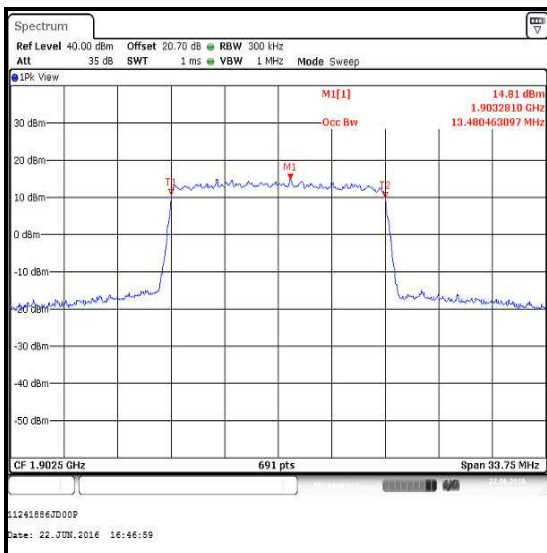
Channel	Resource Block(s)	Resource Block Offset	Resolution Bandwidth (kHz)	Video Bandwidth (kHz)	Occupied Bandwidth (MHz)
Bottom	75	0	300	1000	13.529
Middle	75	0	300	1000	13.480
Top	75	0	300	1000	13.480



Bottom Channel / QPSK



Middle Channel / QPSK



Top Channel / QPSK

Transmitter Occupied Bandwidth (continued)

Results: 15 MHz Channel Bandwidth / 16QAM

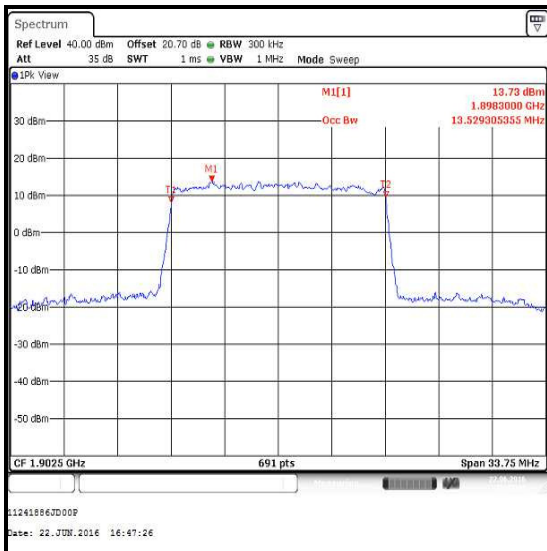
Channel	Resource Block(s)	Resource Block Offset	Resolution Bandwidth (kHz)	Video Bandwidth (kHz)	Occupied Bandwidth (MHz)
Bottom	75	0	300	1000	13.529
Middle	75	0	300	1000	13.480
Top	75	0	300	1000	13.529



Bottom Channel / 16QAM



Middle Channel / 16QAM

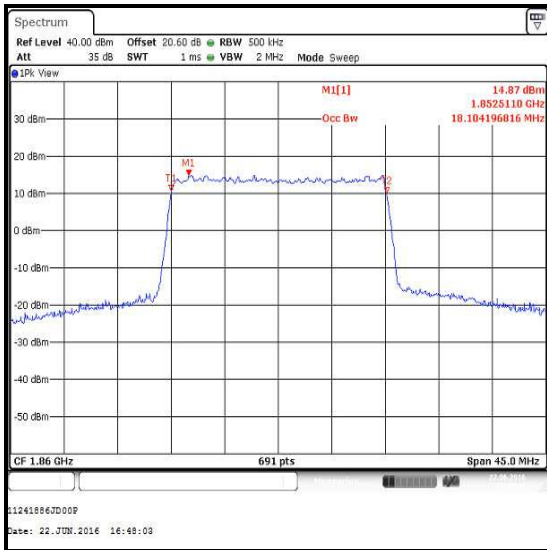


Top Channel / 16QAM

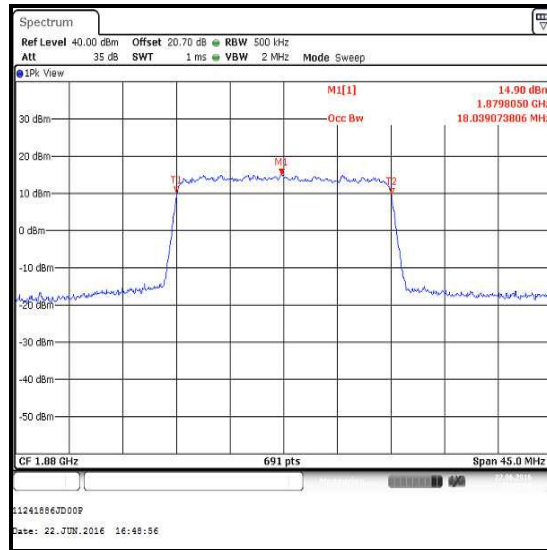
Transmitter Occupied Bandwidth (continued)

Results: 20 MHz Channel Bandwidth / QPSK

Channel	Resource Block(s)	Resource Block Offset	Resolution Bandwidth (kHz)	Video Bandwidth (kHz)	Occupied Bandwidth (MHz)
Bottom	100	0	500	2000	18.104
Middle	100	0	500	2000	18.039
Top	100	0	500	2000	18.039



Bottom Channel / QPSK



Middle Channel / QPSK

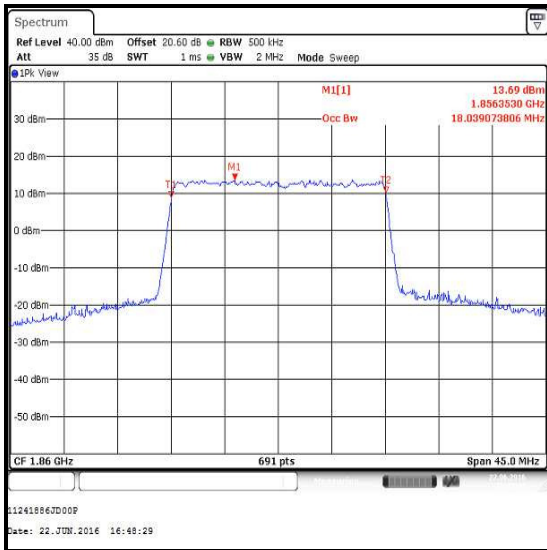


Top Channel / QPSK

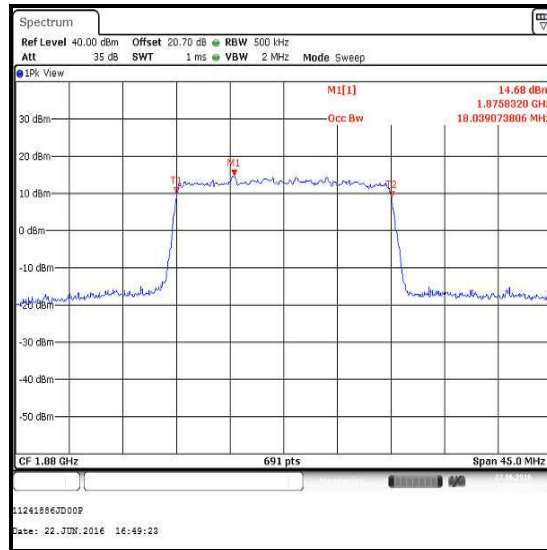
Transmitter Occupied Bandwidth (continued)

Results: 20 MHz Channel Bandwidth / 16QAM

Channel	Resource Block(s)	Resource Block Offset	Resolution Bandwidth (kHz)	Video Bandwidth (kHz)	Occupied Bandwidth (MHz)
Bottom	100	0	500	2000	18.039
Middle	100	0	500	2000	18.039
Top	100	0	500	2000	18.039



Bottom Channel / 16QAM



Middle Channel / 16QAM



Top Channel / 16QAM

Transmitter Occupied Bandwidth (continued)**Test Equipment Used:**

Asset No.	Instrument	Manufacturer	Type No.	Serial No.	Date Calibration Due	Cal. Interval (Months)
M2002	Thermohygrometer	Testo	608-H1	45041825	02 Apr 2017	12
M1869	Wideband Radio Comms Tester	Rohde & Schwarz	CMW500	145923	05 Apr 2017	12
M1996	Signal Analyser	Rohde & Schwarz	FSV13	100975	02 Mar 2017	12
A2845	Attenuator	Radiall	R411.806.121	24325927	Calibrated before use	-
A2844	Attenuator	Radiall	R411.803.121	23404066	Calibrated before use	-
A2504	Directional Coupler	AtlanTecRF	CDC-003060-10	13122501839	Calibrated before use	-
S0562	Power Supply	Thurby Thandar	PL330QMD	054895	Calibrated before use	-
M1269	Multimeter	Fluke	179	90250210	13 May 2017	12
G0628	Signal Generator	Rohde & Schwarz	SMBV100A	261847	25 Jan 2017	12
M1835	Signal Analyser	Rohde & Schwarz	FSV30	103050	26 Feb 2017	12

5.2.5. Transmitter Out of Band Radiated Emissions – LAT**Test Summary:**

Test Engineers:	David Doyle & Andrew Edwards	Test Dates:	25 May 2016 to 06 June 2016
Test Sample IMEI:	358640070087482		

FCC Reference:	Parts 2.1053 & 24.238(a)
Test Method Used:	KDB 971168 Section 6.1 referencing FCC Part 24.238
Frequency Range:	30 MHz to 20 GHz
Configuration:	10 MHz, QPSK, 1RB, 0 Offset

Environmental Conditions:

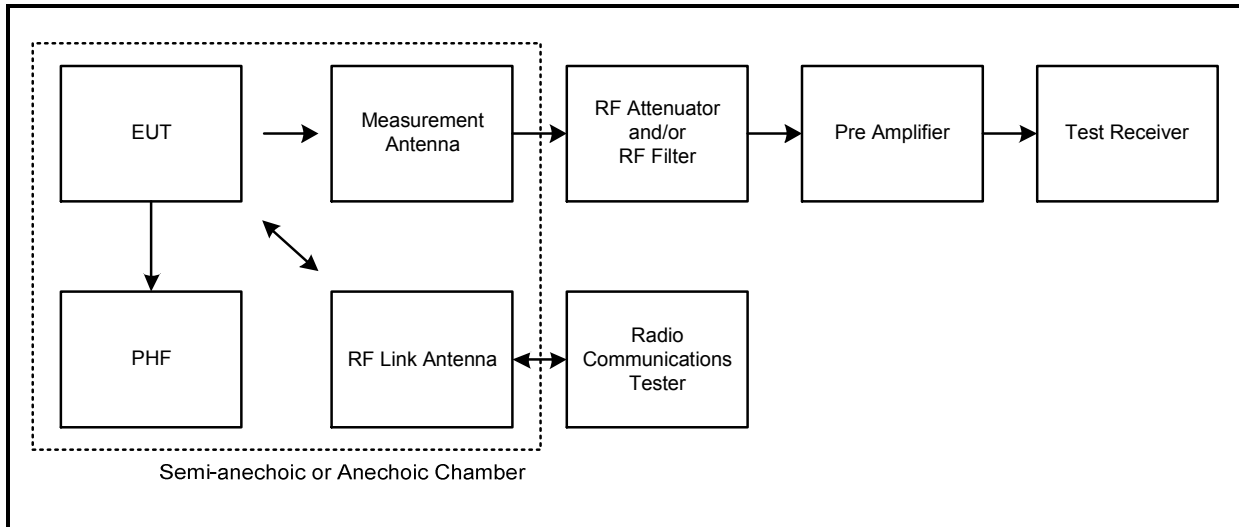
Temperature (°C):	23 to 24
Relative Humidity (%):	38 to 48

Note(s):

1. The EUT was set to transmit with a 10 MHz channel bandwidth with QPSK modulation applied and 1 resource block with 0 offset, as this was found to be the worst case modulation scheme with regards to emissions after preliminary investigations and was therefore deemed to be the worst case.
2. The emission seen on the 1 GHz to 3 GHz plot at approximately 1880 MHz is the EUT carrier.
3. No spurious emissions were detected above the measurement system noise floor therefore the highest peak noise floor reading of the measuring receiver was recorded in the table below.
4. Middle channel results are recorded in this report and are representative of bottom and top channel results which are held on the UL IT server and available for inspection on request.
5. Pre-scan measurements below 1 GHz are performed on separate plots with different transducer factors for vertical and horizontal polarisation. The pre-scan plot for 30 MHz to 1 GHz in this test report is for vertical only. All other plots are stored on the company server and are available if required.
6. Measurements below 1 GHz were performed in a semi-anechoic chamber (Asset Number K0017) at a distance of 3 metres. The EUT was placed at a height of 80 cm above the reference ground plane in the centre of the chamber turntable. Maximum emission levels were determined by height searching the measurement antenna over the range 1 metre to 4 metres.
7. Pre-scans above 1 GHz were performed in a semi-anechoic chamber (Asset Number K0017) at a distance of 3 metres. The EUT was placed at a height of 1.5 metres above the test chamber floor in the centre of the chamber turntable. Maximum emission levels were determined by height searching the measurement antenna over the range 1 metre to 4 metres.
8. Radiated spurious emission testing between 150 kHz and 30 MHz was performed for support of the NFC test report. No spurious emissions were observed above the noise floor of the measurement system.

Transmitter Out of Band Radiated Emissions (continued)

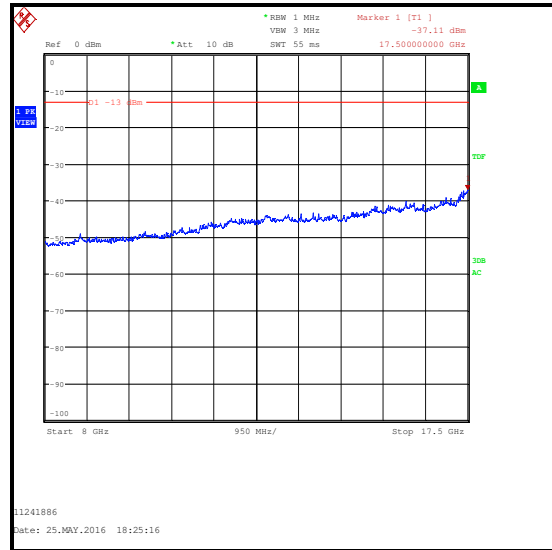
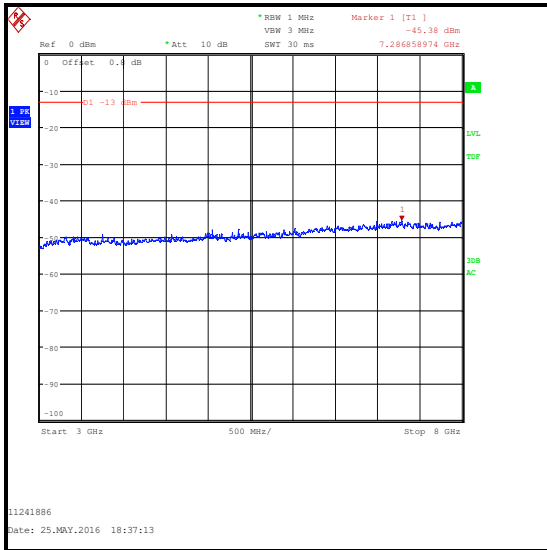
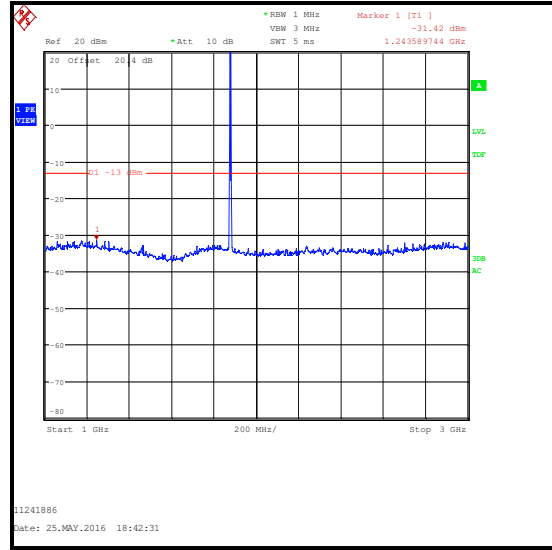
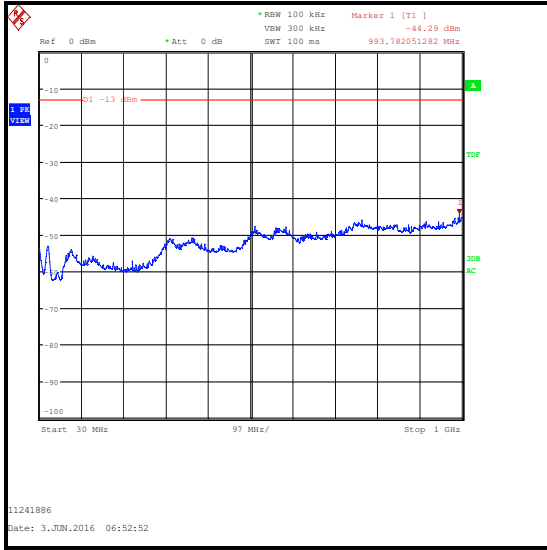
Test setup for radiated measurements:



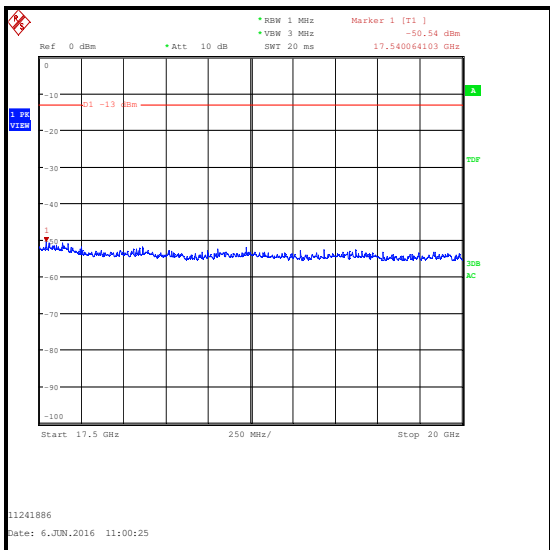
Results: Middle Channel

Frequency (MHz)	Peak Level (dBm)	Limit (dBm)	Margin (dB)	Result
1243.590	-31.4	-13.0	18.4	Complied

Transmitter Out of Band Radiated Emissions (continued)



Transmitter Out of Band Radiated Emissions (continued)



Test Equipment Used:

Asset No.	Instrument	Manufacturer	Type No.	Serial No.	Date Calibration Due	Cal. Interval (Months)
M2003	Thermohygrometer	Testo	608-H1	45046641	22 Apr 2017	12
K0017	3m RSE Chamber	Rainford EMC	N/A	N/A	17 May 2017	12
M1995	Test Receiver	Rohde & Schwarz	ESU40	100428	21 Mar 2017	12
A2889	Antenna	Schwarzbeck	BBHA 9120 B	BBHA 9120 B	07 Apr 2017	12
A2890	Antenna	Schwarzbeck	HWRD 750	014	06 May 2017	12
A2892	Antenna	Schwarzbeck	BBHA 9170	9170-727	07 Apr 2017	12
A2863	Pre-Amplifier	Agilent	8449B	3008A02100	07 Jan 2017	12
A2891	Pre-Amplifier	Schwarzbeck	BBV 9718	9718-306	07 Apr 2017	12
A2893	Pre-Amplifier	Schwarzbeck	BBV 9721	9721-021	07 Apr 2017	12
S0582	Power Supply	Schwarzbeck	PS9721	00005	Calibrated before use	-
M1818	Multimeter	Fluke	79 Series II	71811580	27 Apr 2017	12
A2914	High Pass Filter	AtlanTecRF	AFH-03000	2155	19 May 2017	12
A2918	Attenuator	AtlanTecRF	AN185W-20	832828#1	19 May 2017	12

5.2.6. Transmitter Out of Band Radiated Emissions – UAT**Test Summary:**

Test Engineers:	David Doyle & Andrew Edwards	Test Dates:	25 May 2016 to 03 June 2016
Test Sample IMEI:	358640070022893		

FCC Reference:	Parts 2.1053 & 24.238(a)
Test Method Used:	KDB 971168 Section 6.1 referencing FCC Part 24.238
Frequency Range:	30 MHz to 20 GHz
Configuration:	10 MHz, QPSK, 1RB, 0 Offset

Environmental Conditions:

Temperature (°C):	23 to 24
Relative Humidity (%):	38 to 39

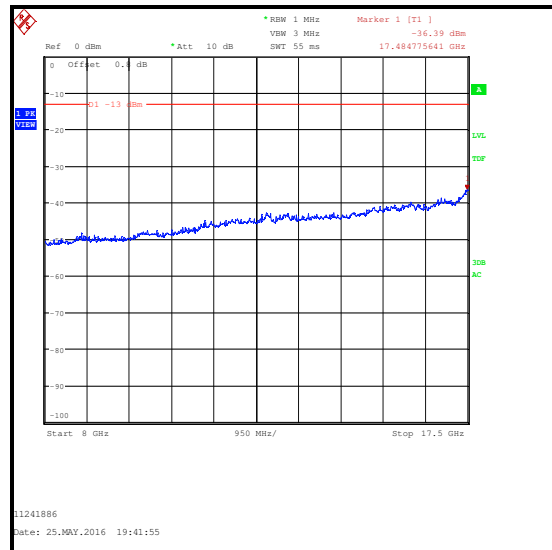
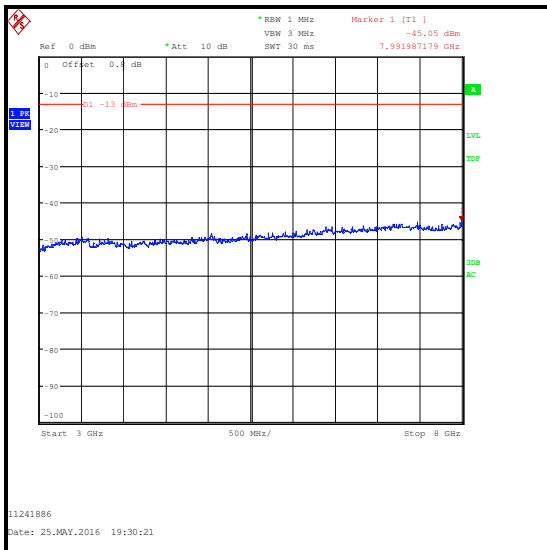
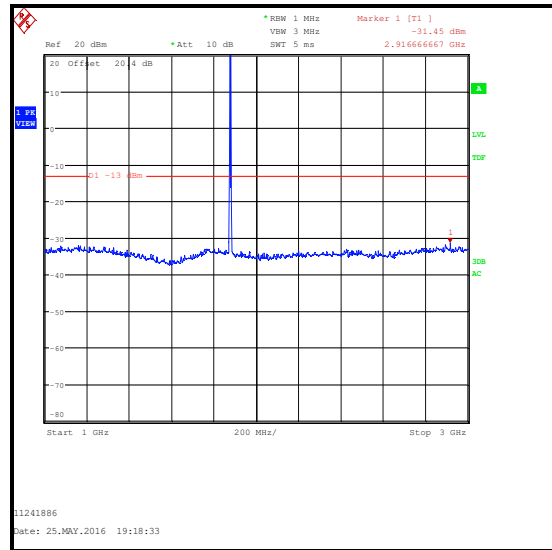
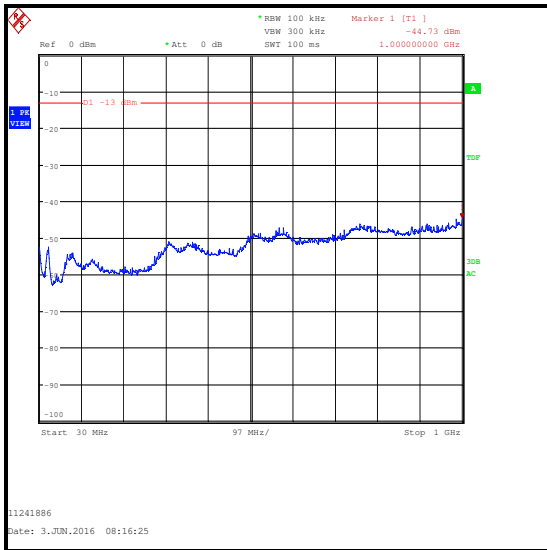
Note(s):

1. The EUT was set to transmit with a 10 MHz channel bandwidth with QPSK modulation applied and 1 resource block with 0 offset, as this was found to be the worst case modulation scheme with regards to emissions after preliminary investigations and was therefore deemed to be the worst case.
2. The emission seen on the 1 GHz to 3 GHz plot at approximately 1880 MHz is the EUT carrier.
3. No spurious emissions were detected above the measurement system noise floor therefore the highest peak noise floor reading of the measuring receiver was recorded in the table below.
4. Middle channel results are recorded in this report and are representative of bottom and top channel results which are held on the UL IT server and available for inspection on request.
5. Pre-scan measurements below 1 GHz are performed on separate plots with different transducer factors for vertical and horizontal polarisation. The pre-scan plot for 30 MHz to 1 GHz in this test report is for vertical only. All other plots are stored on the company server and are available if required.
6. Measurements below 1 GHz were performed in a semi-anechoic chamber (Asset Number K0017) at a distance of 3 metres. The EUT was placed at a height of 80 cm above the reference ground plane in the centre of the chamber turntable. Maximum emission levels were determined by height searching the measurement antenna over the range 1 metre to 4 metres.
7. Pre-scans above 1 GHz were performed in a semi-anechoic chamber (Asset Number K0017) at a distance of 3 metres. The EUT was placed at a height of 1.5 metres above the test chamber floor in the centre of the chamber turntable. Maximum emission levels were determined by height searching the measurement antenna over the range 1 metre to 4 metres.
8. Radiated spurious emission testing between 150 kHz and 30 MHz was performed for support of the NFC test report. No spurious emissions were observed above the noise floor of the measurement system.

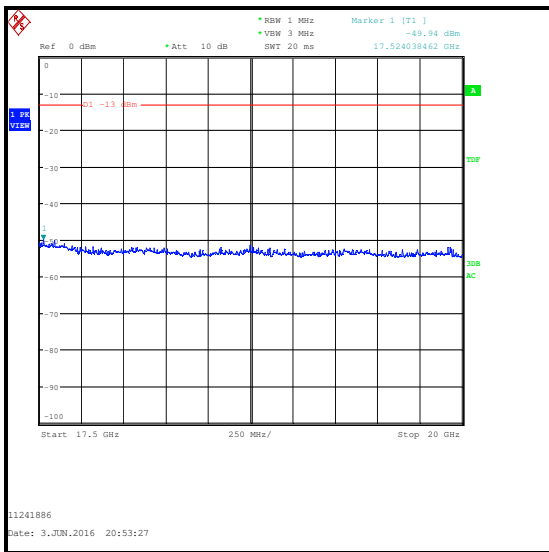
Results: Middle Channel

Frequency (MHz)	Peak Level (dBm)	Limit (dBm)	Margin (dB)	Result
2916.667	-31.5	-13.0	18.5	Complied

Transmitter Out of Band Radiated Emissions (continued)



Transmitter Out of Band Radiated Emissions (continued)



Test Equipment Used:

Asset No.	Instrument	Manufacturer	Type No.	Serial No.	Date Calibration Due	Cal. Interval (Months)
M2003	Thermohygrometer	Testo	608-H1	45046641	22 Apr 2017	12
K0017	3m RSE Chamber	Rainford EMC	N/A	N/A	17 May 2017	12
M1995	Test Receiver	Rohde & Schwarz	ESU40	100428	21 Mar 2017	12
A2889	Antenna	Schwarzbeck	BBHA 9120 B	BBHA 9120 B	07 Apr 2017	12
A2890	Antenna	Schwarzbeck	HWRD 750	014	06 May 2017	12
A2892	Antenna	Schwarzbeck	BBHA 9170	9170-727	07 Apr 2017	12
A2863	Pre-Amplifier	Agilent	8449B	3008A02100	07 Jan 2017	12
A2891	Pre-Amplifier	Schwarzbeck	BBV 9718	9718-306	07 Apr 2017	12
A2893	Pre-Amplifier	Schwarzbeck	BBV 9721	9721-021	07 Apr 2017	12
S0582	Power Supply	Schwarzbeck	PS9721	00005	Calibrated before use	-
M1818	Multimeter	Fluke	79 Series II	71811580	27 Apr 2017	12
A2914	High Pass Filter	AtlanTecRF	AFH-03000	2155	19 May 2017	12
A2918	Attenuator	AtlanTecRF	AN185W-20	832828#1	19 May 2017	12

5.2.7. Transmitter Radiated Emissions at Band Edges – LAT**Test Summary:**

Test Engineer:	David Doyle	Test Date:	24 June 2016
Test Sample IMEI:	358640070087482		

FCC Reference:	Parts 2.1053 & 24.238(a)
Test Method Used:	KDB 971168 Section 6.1 referencing FCC Part 24.238

Environmental Conditions:

Temperature (°C):	25
Relative Humidity (%):	45

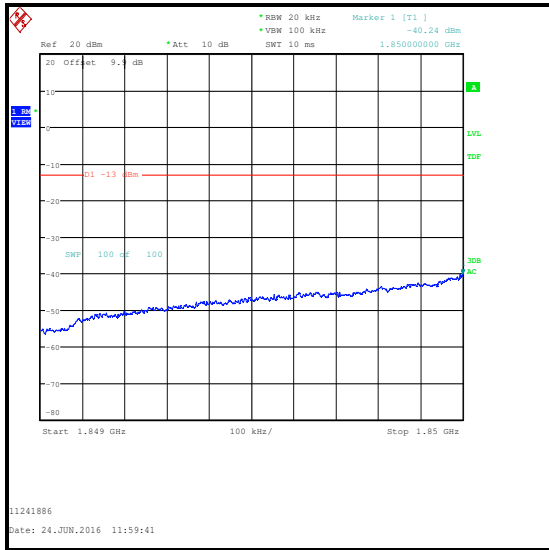
Note(s):

1. Measurements were performed with the EUT transmitting with QPSK and 16QAM modulation schemes, with resource blocks settings as detailed in section 4.3 of this report.
2. Measurements were performed in a fully anechoic chamber (Asset Number K0017) at a distance of 3 metres. The EUT was placed at a height of 1.5 metres above the test chamber floor in the centre of the chamber turntable. The measurement antenna was placed at a fixed height of 1.5 metres above the test chamber floor in line with the EUT.
3. 1.4 MHz Channel bandwidth: In the first 1.0 MHz immediately outside and adjacent to the operating band, the test receiver resolution bandwidth was set to 20 kHz (>1% of the widest 26 dB emission bandwidth) and video bandwidth 100 kHz (as close to > three times the resolution bandwidth as the test receiver allowed).
4. 3 MHz Channel bandwidth: In the first 1.0 MHz immediately outside and adjacent to the operating band, the test receiver resolution bandwidth was set to 30 kHz (1% of the widest 26 dB emission bandwidth) and video bandwidth 100 kHz (as close to > three times the resolution bandwidth as the test receiver allowed).
5. 5 MHz Channel bandwidth: In the first 1.0 MHz immediately outside and adjacent to the operating band, the test receiver resolution bandwidth was set to 50 kHz (1% of the widest 26 dB emission bandwidth) and video bandwidth 200 kHz (as close to > three times the resolution bandwidth as the test receiver allowed).
6. 10 MHz Channel bandwidth: In the first 1.0 MHz immediately outside and adjacent to the operating band, the test receiver resolution bandwidth was set to 100 kHz (>1% of the widest 26 dB emission bandwidth) and video bandwidth 300 kHz (three times the resolution bandwidth).
7. 15 MHz Channel bandwidth: In the first 1.0 MHz immediately outside and adjacent to the operating band, the test receiver resolution bandwidth was set to 200 kHz (1% of the widest 26 dB emission bandwidth) and video bandwidth 1 MHz (as close to > three times the resolution bandwidth as the test receiver allowed).
8. 20 MHz Channel bandwidth: In the first 1.0 MHz immediately outside and adjacent to the operating band, the test receiver resolution bandwidth was set to 200 kHz (>1% of the widest 26 dB emission bandwidth) and video bandwidth 1 MHz (three times the resolution bandwidth).

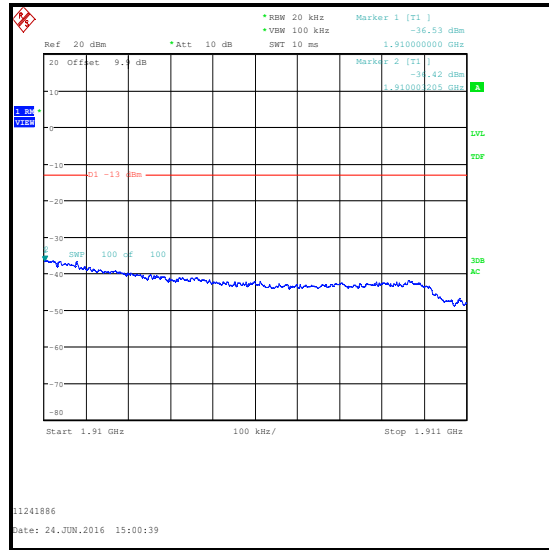
Transmitter Radiated Emissions at Band Edges (continued) – LAT

Results: 1.4 MHz Channel Bandwidth / QPSK

Frequency (MHz)	Resource Block(s)	Resource Block Offset	Emission Level (dBm)	Limit (dBm)	Margin (dB)	Result
1850	6	0	-40.2	-13.0	27.2	Complied
1910	6	0	-36.5	-13.0	23.5	Complied
1910.003	6	0	-36.4	-13.0	23.4	Complied



QPSK / Lower Band Edge

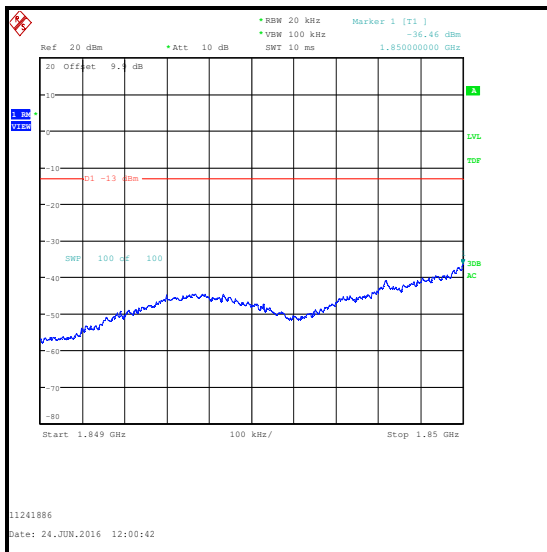


QPSK / Upper Band Edge

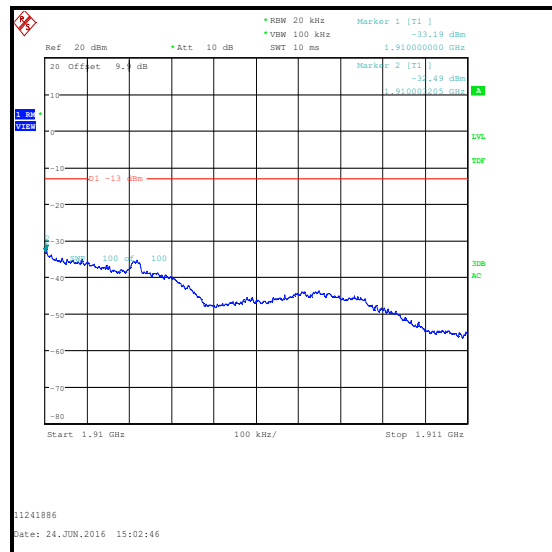
Transmitter Radiated Emissions at Band Edges (continued) – LAT

Results: 1.4 MHz Channel Bandwidth / QPSK

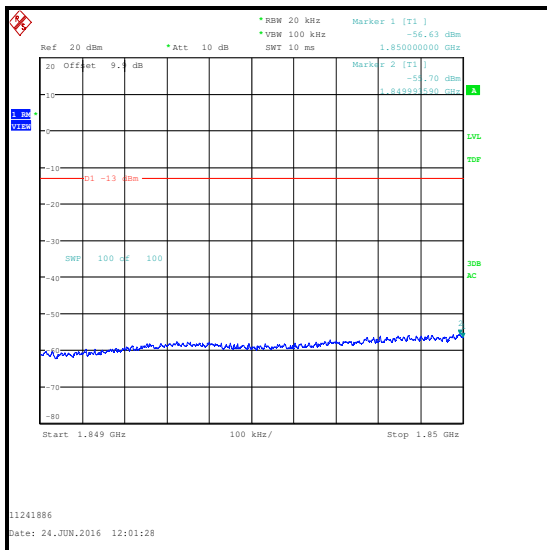
Frequency (MHz)	Resource Block(s)	Resource Block Offset	Emission Level (dBm)	Limit (dBm)	Margin (dB)	Result
1850	1	0	-36.5	-13.0	23.5	Complied
1910	1	5	-33.2	-13.0	20.2	Complied
1910.003	1	5	-32.5	-13.0	19.5	Complied
1850	1	5	-56.6	-13.0	43.6	Complied
1910	1	0	-54.8	-13.0	41.8	Complied



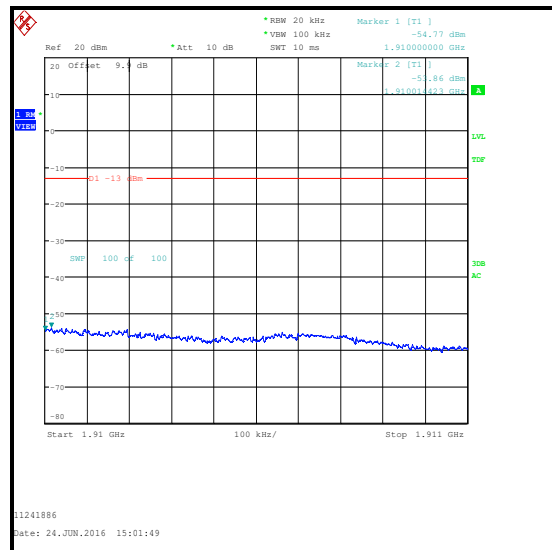
QPSK / 1 RB 0 offset / Lower Band Edge



QPSK / 1 RB 5 offset / Upper Band Edge



QPSK / 1 RB 5 offset / Lower Band Edge



QPSK / 1 RB 0 offset / Upper Band Edge

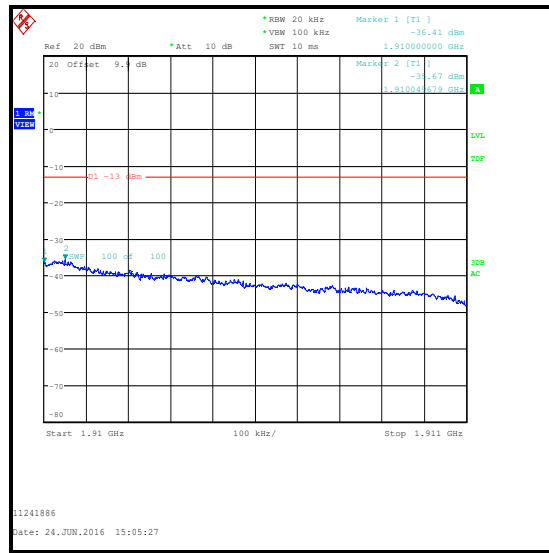
Transmitter Radiated Emissions at Band Edges (continued) – LAT

Results: 1.4 MHz Channel Bandwidth / 16QAM

Frequency (MHz)	Resource Block(s)	Resource Block Offset	Emission Level (dBm)	Limit (dBm)	Margin (dB)	Result
1849.998	6	0	-39.8	-13.0	26.8	Complied
1850	6	0	-40.6	-13.0	27.6	Complied
1910	6	0	-36.4	-13.0	23.4	Complied
1910.050	6	0	-35.7	-13.0	22.7	Complied



16QAM / Lower Band Edge



16QAM / Upper Band Edge