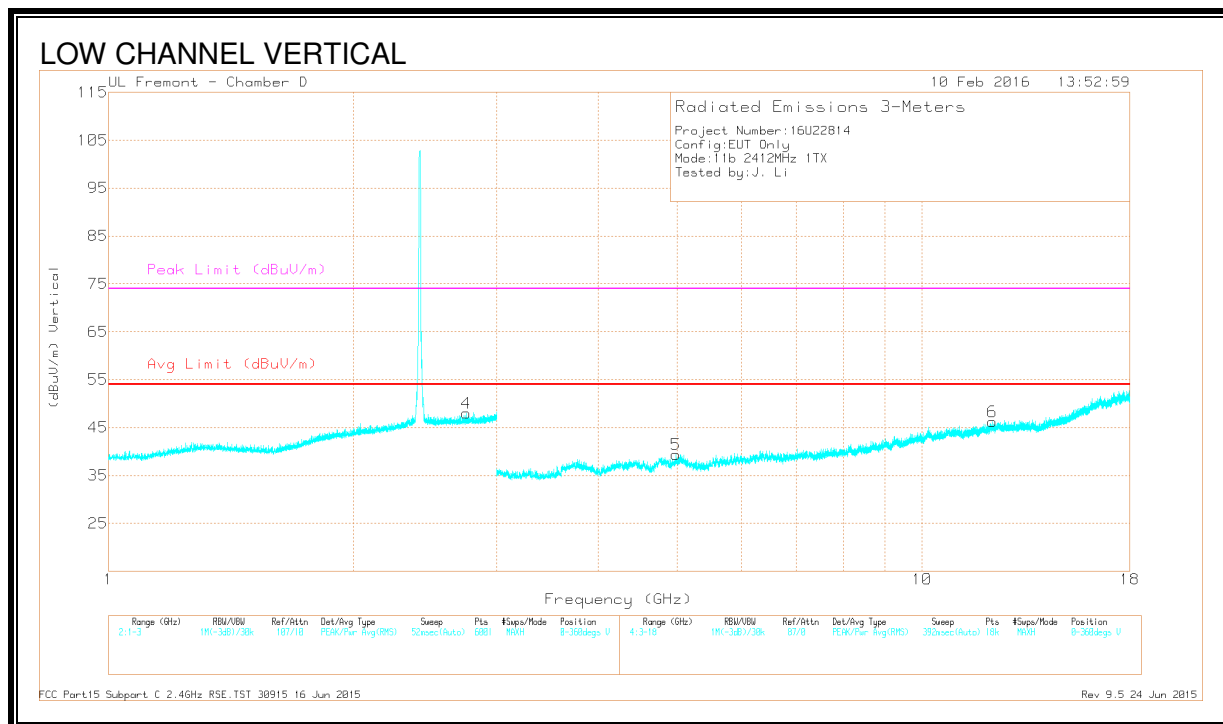
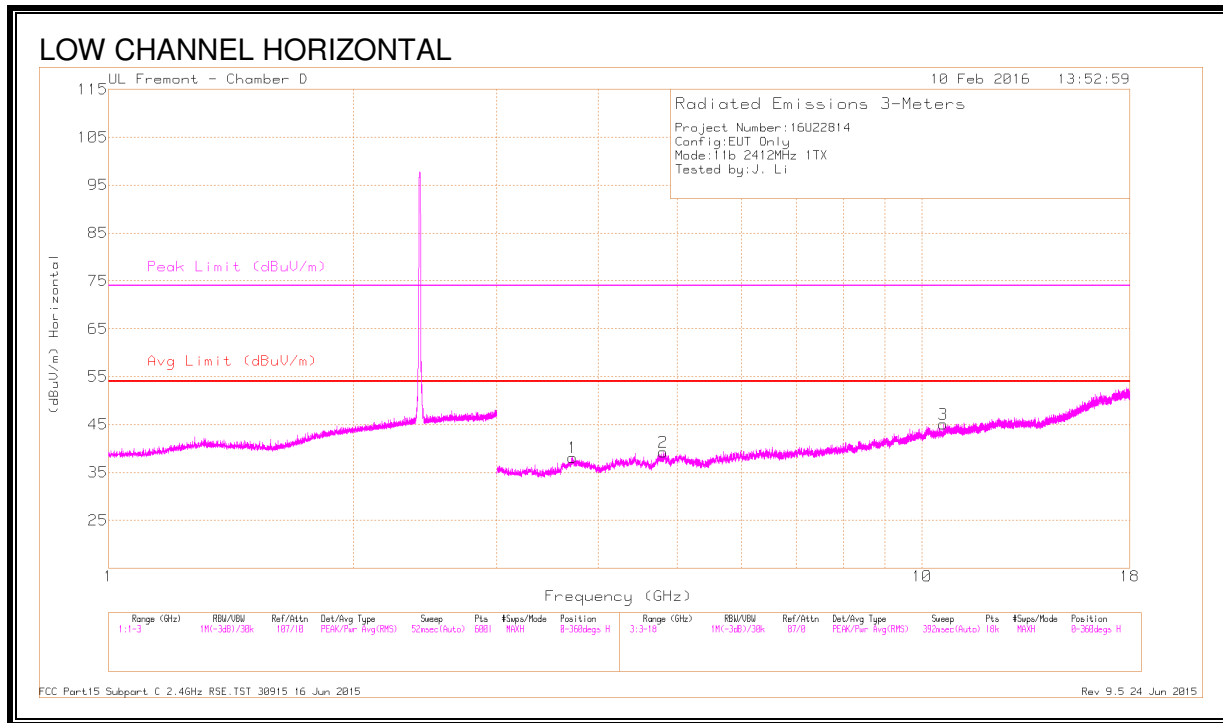


HARMONICS AND SPURIOUS EMISSIONS LOW CHANNEL, CH 1



DATA

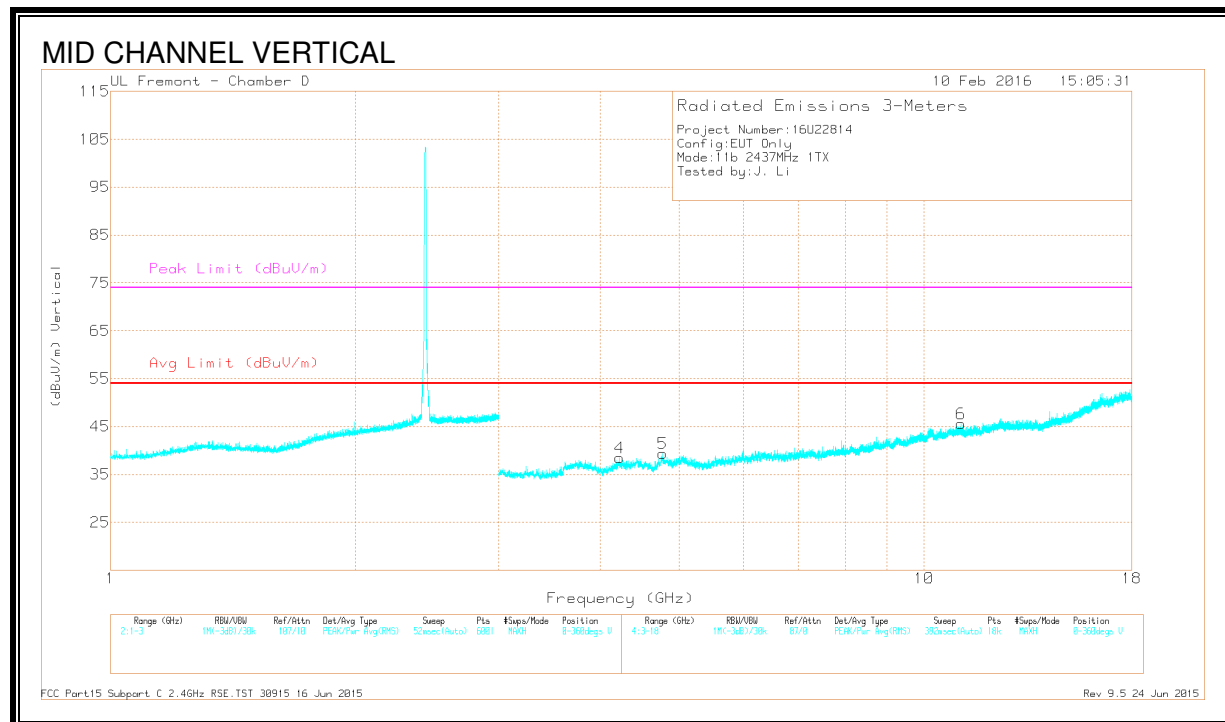
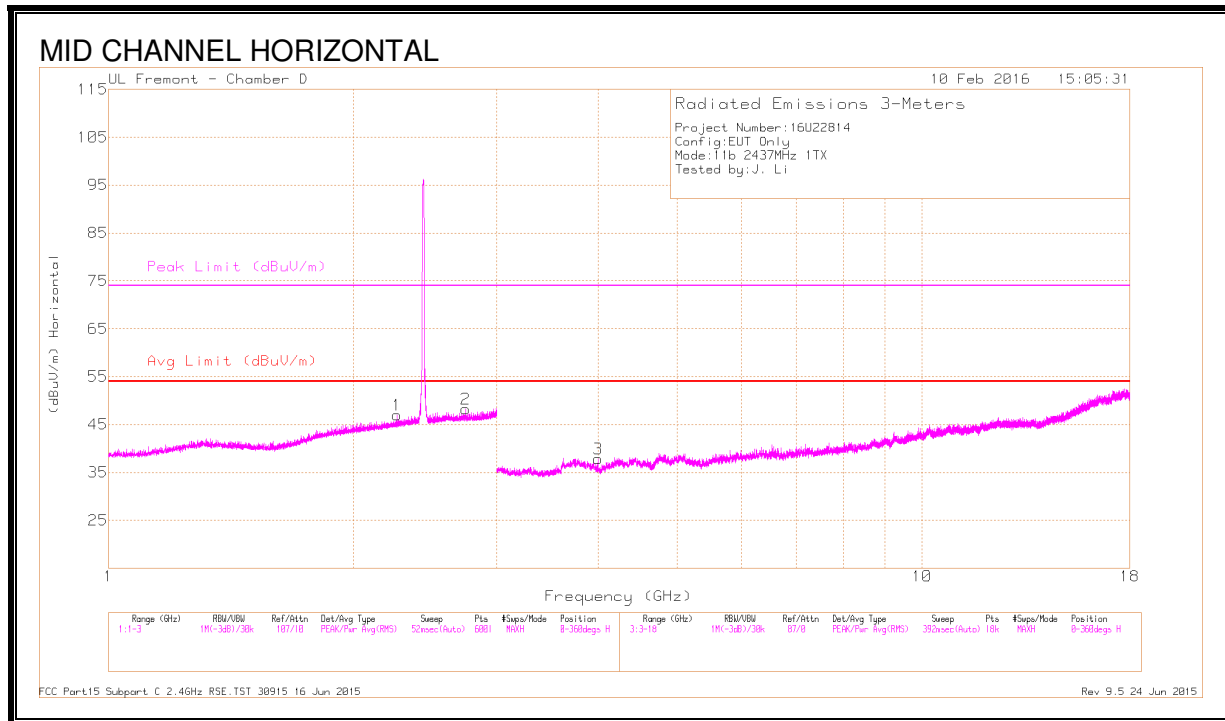
Marker	Frequency (GHz)	Meter Reading (dBuV)	Det	AF T344 (dB/m)	Amp/Cbl/ Fitr/Pad (dB)	Corrected Reading (dBuV/m)	Avg Limit (dBuV/m)	Margin (dB)	Peak Limit (dBuV/m)	PK Margin (dB)	Azimuth (Degs)	Height (cm)	Polarity
4	* 2.752	41.77	PK2	32.5	-20.3	53.97	-	-	74	-20.03	233	225	V
	* 2.752	30.2	MAv1	32.5	-20.3	42.4	54	-11.6	-	-	233	225	V
1	* 3.717	39.08	PK2	33.2	-28.6	43.68	-	-	74	-30.32	324	175	H
	* 3.715	27.72	MAv1	33.2	-28.6	32.32	54	-21.68	-	-	324	175	H
2	* 4.806	37.25	PK2	34.1	-26.8	44.55	-	-	74	-29.45	68	199	H
	* 4.807	26.44	MAv1	34.1	-26.8	33.74	54	-20.26	-	-	68	199	H
3	* 10.616	34.58	PK2	37.7	-21	51.28	-	-	74	-22.72	244	305	H
	* 10.619	23.28	MAv1	37.7	-21.1	39.88	54	-14.12	-	-	244	305	H
5	* 4.983	38.01	PK2	34.2	-27	45.21	-	-	74	-28.79	130	262	V
	* 4.981	26.54	MAv1	34.2	-27	33.74	54	-20.26	-	-	130	262	V
6	* 12.193	34.11	PK2	38.9	-20.6	52.41	-	-	74	-21.59	83	190	V
	* 12.194	23.49	MAv1	38.9	-20.6	41.79	54	-12.21	-	-	83	190	V

* - indicates frequency in CFR15.205/IC8.10 Restricted Band

PK2 - KDB558074 Method: Maximum Peak

MAv1 - KDB558074 Option 1 Maximum RMS Average

HARMONICS AND SPURIOUS EMISSIONS MID CHANNEL, CH 6



DATA

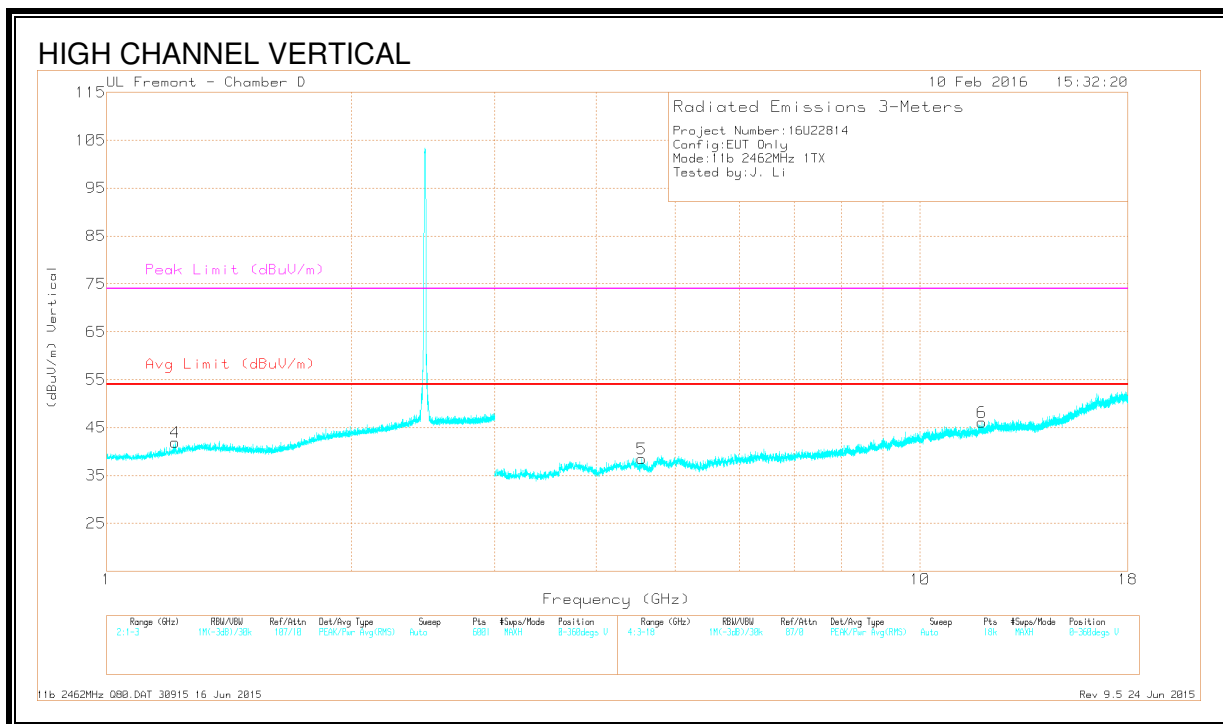
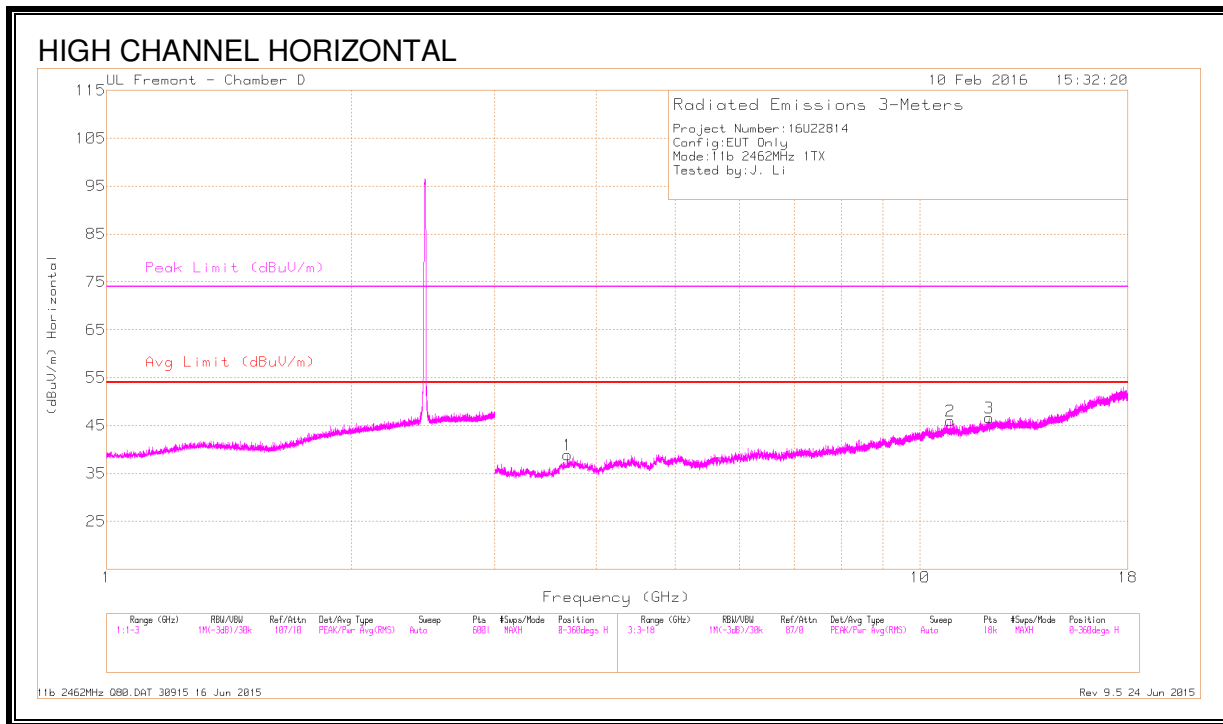
Marker	Frequency (GHz)	Meter Reading (dBuV)	Det	AF T344 (dB/m)	Amp/Cbl/Filtr/Pad (dB)	Corrected Reading (dBuV/m)	Avg Limit (dBuV/m)	Margin (dB)	Peak Limit (dBuV/m)	PK Margin (dB)	Azimuth (Degs)	Height (cm)	Polarity
1	* 2.264	41.8	PK2	31.8	-20.7	52.9	-	-	74	-21.1	295	171	H
	* 2.265	30.13	MAv1	31.8	-20.7	41.23	54	-12.77	-	-	295	171	H
2	* 2.747	42.42	PK2	32.5	-20.2	54.72	-	-	74	-19.28	64	138	H
	* 2.748	30.16	MAv1	32.5	-20.2	42.46	54	-11.54	-	-	64	138	H
3	* 3.993	38.54	PK2	33.3	-28.4	43.44	-	-	74	-30.56	163	216	H
	* 3.994	27.35	MAv1	33.3	-28.4	32.25	54	-21.75	-	-	163	216	H
4	* 4.221	37.94	PK2	33.5	-27.3	44.14	-	-	74	-29.86	324	142	V
	* 4.224	26.47	MAv1	33.5	-27.3	32.67	54	-21.33	-	-	324	142	V
5	* 4.776	37.81	PK2	34.1	-26.4	45.51	-	-	74	-28.49	173	236	V
	* 4.777	26.8	MAv1	34.1	-26.4	34.5	54	-19.5	-	-	173	236	V
6	* 11.101	34.5	PK2	38	-20.7	51.8	-	-	74	-22.2	46	250	V
	* 11.104	23.15	MAv1	38	-20.7	40.45	54	-13.55	-	-	46	250	V

* - indicates frequency in CFR15.205/IC8.10 Restricted Band

PK2 - KDB558074 Method: Maximum Peak

MAv1 - KDB558074 Option 1 Maximum RMS Average

HARMONICS AND SPURIOUS EMISSIONS HIGH CHANNEL, CH 11



DATA

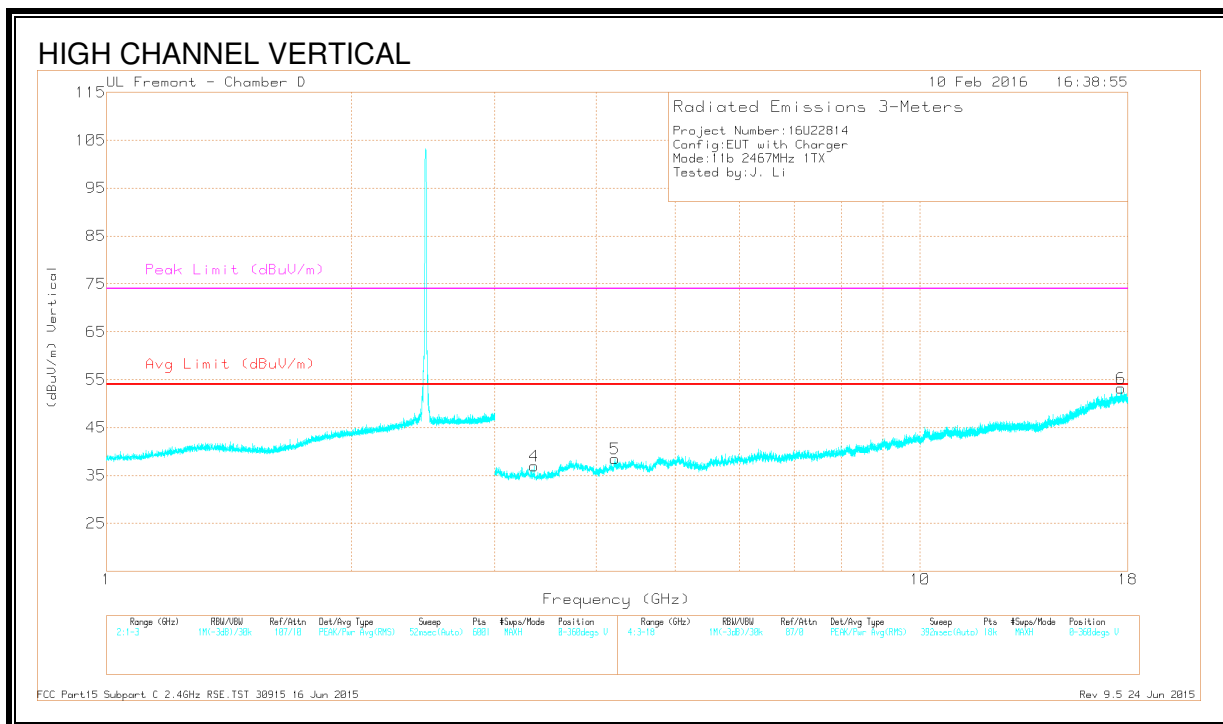
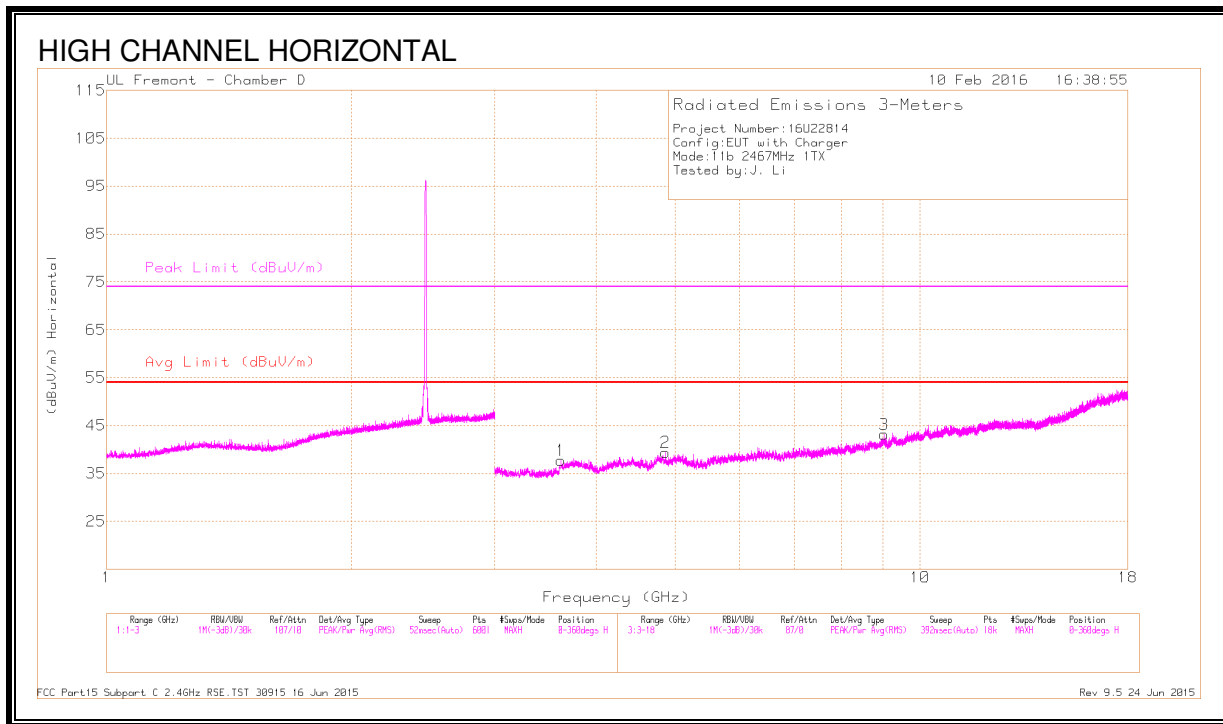
Marker	Frequency (GHz)	Meter Reading (dBuV)	Det	AF T344 (dB/m)	Amp/Cbl/Filtr/Pad (dB)	Corrected Reading (dBuV/m)	Avg Limit (dBuV/m)	Margin (dB)	Peak Limit (dBuV/m)	PK Margin (dB)	Azimuth (Degs)	Height (cm)	Polarity
4	* 1.216	41.86	PK2	28.3	-22.2	47.96	-	-	74	-26.04	210	268	V
	* 1.215	30.48	MAv1	28.2	-22.2	36.48	54	-17.52	-	-	210	268	V
1	* 3.692	38.88	PK2	33.2	-28.9	43.18	-	-	74	-30.82	183	132	H
	* 3.69	27.89	MAv1	33.2	-28.9	32.19	54	-21.81	-	-	183	132	H
2	* 10.891	34.32	PK2	38	-20.6	51.72	-	-	74	-22.28	274	129	H
	* 10.89	22.87	MAv1	38	-20.6	40.27	54	-13.73	-	-	274	129	H
3	* 12.16	34.29	PK2	38.9	-20.8	52.39	-	-	74	-21.61	96	188	H
	* 12.156	23.03	MAv1	38.9	-20.7	41.23	54	-12.77	-	-	96	188	H
5	* 4.549	38.43	PK2	34.1	-27.7	44.83	-	-	74	-29.17	320	257	V
	* 4.547	27.17	MAv1	34.1	-27.7	33.57	54	-20.43	-	-	320	257	V
6	* 11.902	34.1	PK2	38.4	-20.3	52.2	-	-	74	-21.8	137	155	V
	* 11.901	23.09	MAv1	38.4	-20.3	41.19	54	-12.81	-	-	137	155	V

* - indicates frequency in CFR15.205/IC8.10 Restricted Band

PK2 - KDB558074 Method: Maximum Peak

MAv1 - KDB558074 Option 1 Maximum RMS Average

HARMONICS AND SPURIOUS EMISSIONS HIGH CHANNEL, CH 12



DATA

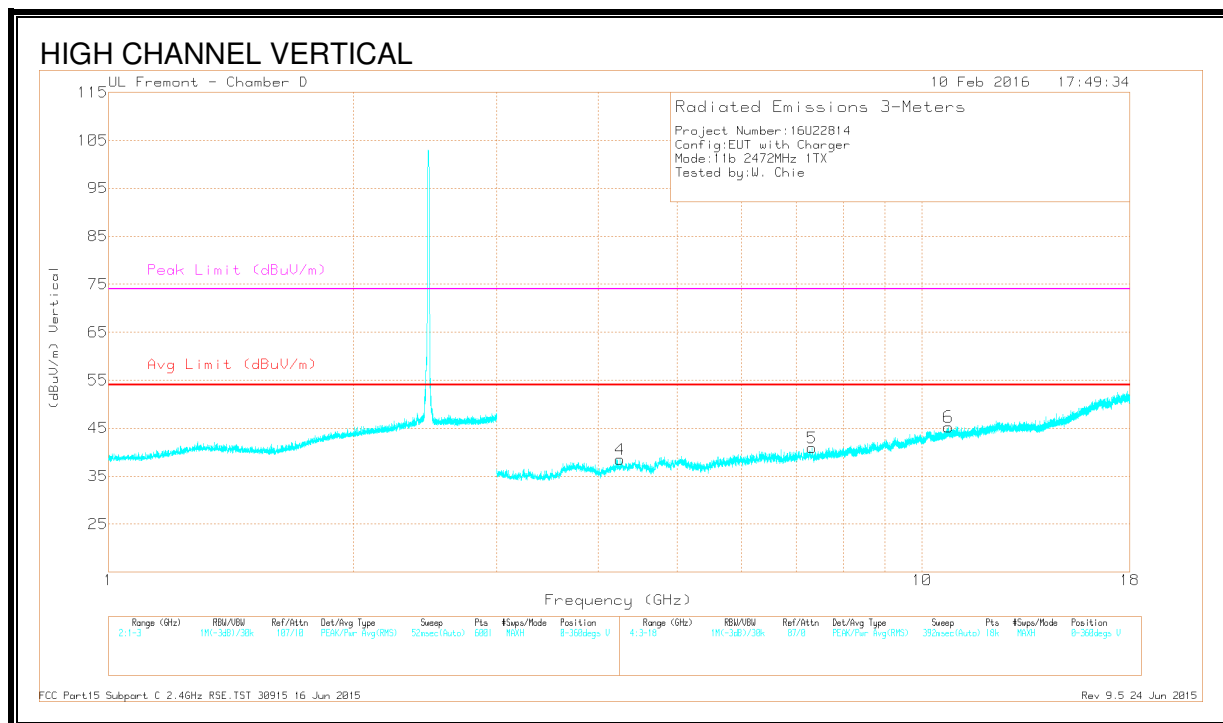
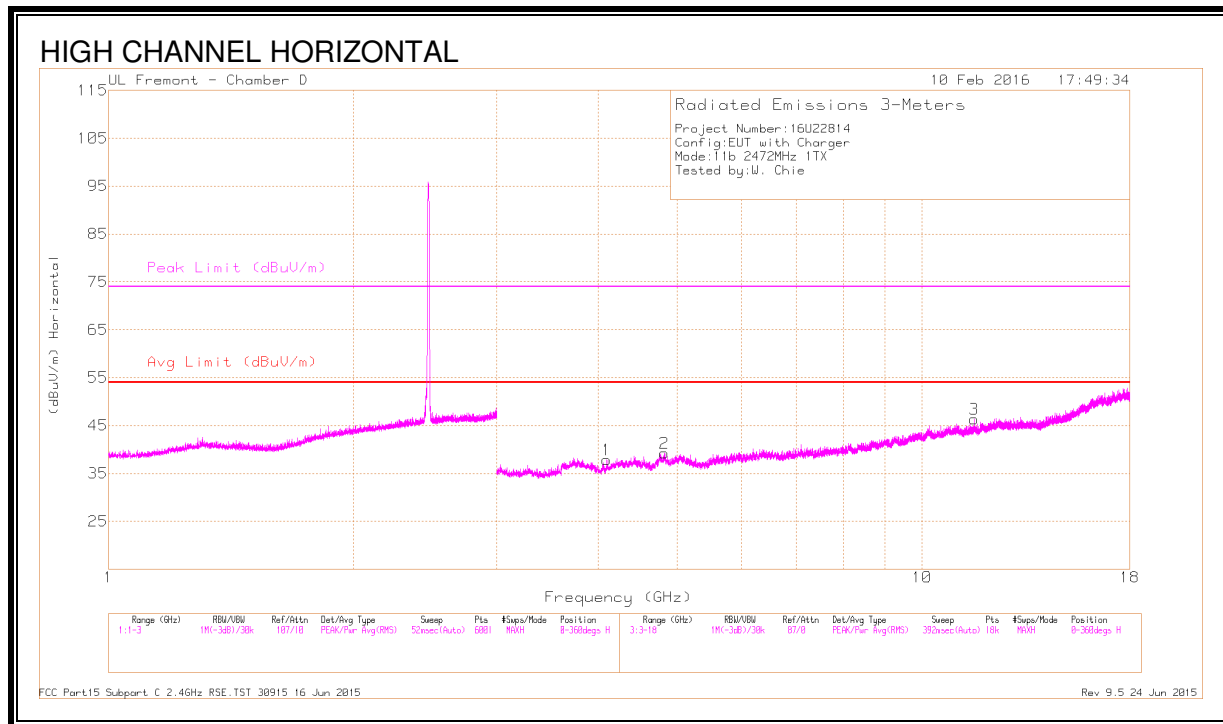
Marker	Frequency (GHz)	Meter Reading (dBuV)	Det	AF T344 (dB/m)	Amp/Cbl/ Fitr/Pad (dB)	Corrected Reading (dBuV/m)	Avg Limit (dBuV/m)	Margin (dB)	Peak Limit (dBuV/m)	PK Margin (dB)	Azimuth (Degs)	Height (cm)	Polarity
1	* 3.62	38.9	PK2	33.1	-28.3	43.7	-	-	74	-30.3	303	156	H
	* 3.618	27.61	MAv1	33.1	-28.3	32.41	54	-21.59	-	-	303	156	H
2	* 4.864	37.95	PK2	34.1	-27.8	44.25	-	-	74	-29.75	260	180	H
	* 4.866	27.11	MAv1	34.1	-27.8	33.41	54	-20.59	-	-	260	180	H
3	* 9.027	34.48	PK2	36.1	-21.4	49.18	-	-	74	-24.82	225	154	H
	* 9.026	22.76	MAv1	36.1	-21.4	37.46	54	-16.54	-	-	225	154	H
4	* 3.355	39.19	PK2	32.7	-28.7	43.19	-	-	74	-30.81	275	106	V
	* 3.357	27.16	MAv1	32.7	-28.7	31.16	54	-22.84	-	-	275	106	V
5	* 4.218	37.84	PK2	33.5	-27.3	44.04	-	-	74	-29.96	120	196	V
	* 4.218	26.08	MAv1	33.5	-27.3	32.28	54	-21.72	-	-	120	196	V
6	17.656	33.27	PK2	41.5	-15.7	59.07	-	-	-	-	157	212	V

* - indicates frequency in CFR15.205/IC8.10 Restricted Band

PK2 - KDB558074 Method: Maximum Peak

MAv1 - KDB558074 Option 1 Maximum RMS Average

HARMONICS AND SPURIOUS EMISSIONS HIGH CHANNEL, CH 13



DATA

Marker	Frequency (GHz)	Meter Reading (dBuV)	Det	AF T344 (dB/m)	Amp/Cbl/ Fitr/Pad (dB)	Corrected Reading (dBuV/m)	Avg Limit (dBuV/m)	Margin (dB)	Peak Limit (dBuV/m)	PK Margin (dB)	Azimuth (Degs)	Height (cm)	Polarity
1	* 4.097	37.84	PK2	33.4	-28	43.24	-	-	74	-30.76	293	241	H
	* 4.098	26.46	MAv1	33.4	-28	31.86	54	-22.14	-	-	293	241	H
3	* 11.595	34.06	PK2	38.1	-20.4	51.76	-	-	74	-22.24	276	130	H
	* 11.594	22.38	MAv1	38.1	-20.4	40.08	54	-13.92	-	-	276	130	H
2	* 4.821	38.11	PK2	34.1	-27	45.21	-	-	74	-28.79	4	213	H
	* 4.822	26.09	MAv1	34.1	-27	33.19	54	-20.81	-	-	4	213	H
4	* 4.249	37.59	PK2	33.5	-27.4	43.69	-	-	74	-30.31	78	157	V
	* 4.252	25.89	MAv1	33.5	-27.4	31.99	54	-22.01	-	-	78	157	V
5	* 7.319	36.09	PK2	35.5	-24.8	46.79	-	-	74	-27.21	327	301	V
	* 7.318	24.63	MAv1	35.5	-24.8	35.33	54	-18.67	-	-	327	301	V
6	* 10.77	33.64	PK2	37.9	-19.9	51.64	-	-	74	-22.36	253	333	V
	* 10.771	22.07	MAv1	37.9	-19.9	40.07	54	-13.93	-	-	253	333	V

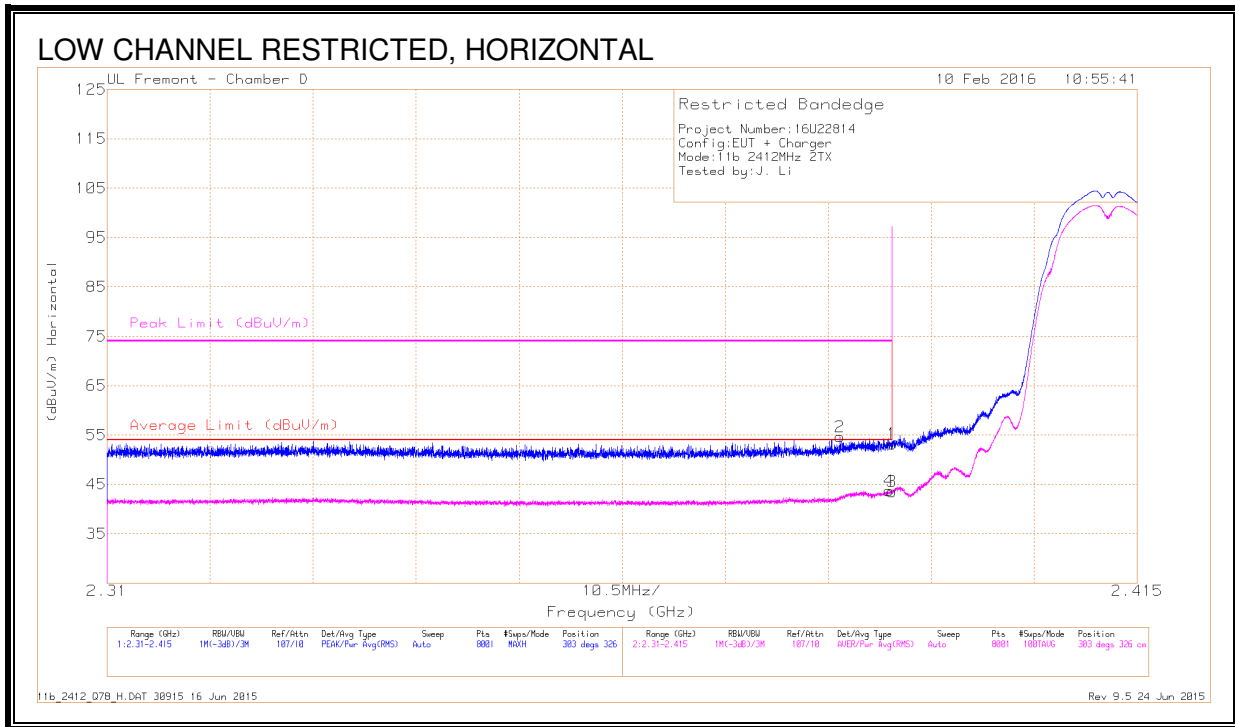
* - indicates frequency in CFR15.205/IC8.10 Restricted Band

PK2 - KDB558074 Method: Maximum Peak

MAv1 - KDB558074 Option 1 Maximum RMS Average

9.2.3. 802.11b 2Tx MODE IN THE 2.4 GHz BAND (CHAIN 0 + CHAIN 1)

RESTRICTED BANDEDGE (LOW CHANNEL, CH 1)



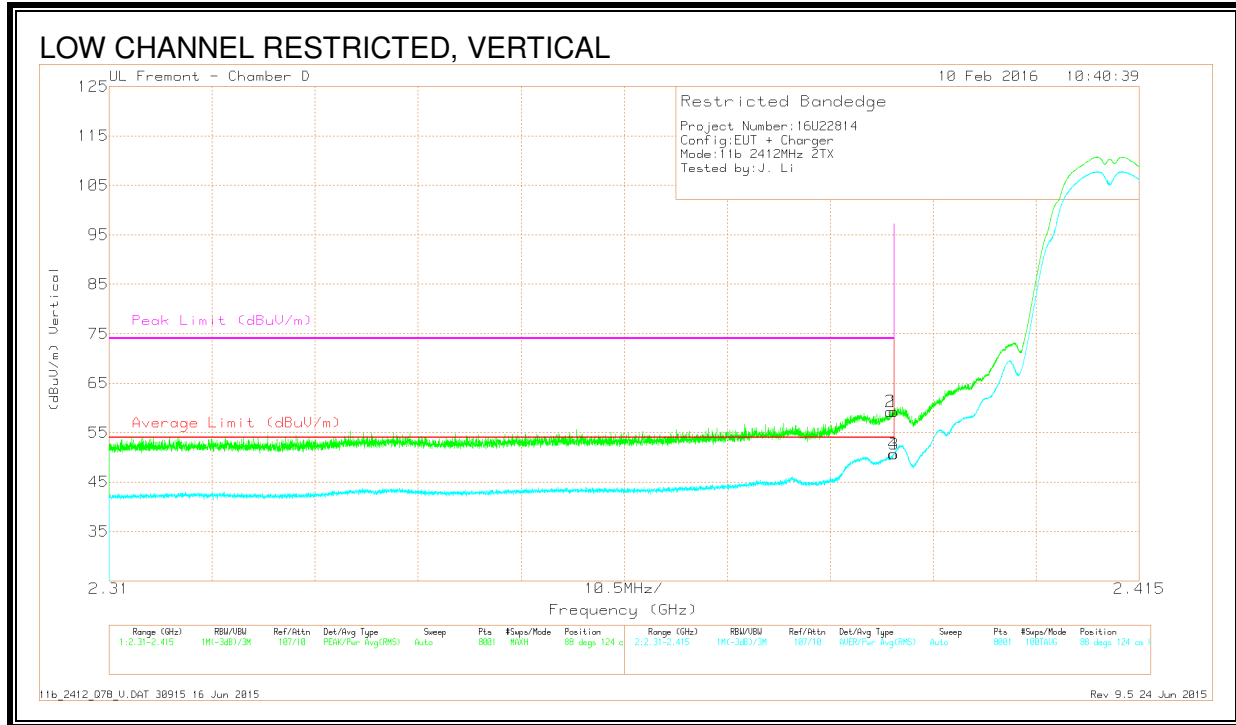
DATA

Marker	Frequency (GHz)	Meter Reading (dBuV)	Det	AF T344 (dB/m)	Amp/Cbl/Ftr/Pad (dB)	Corrected Reading (dBuV/m)	Average Limit (dBuV/m)	Margin (dB)	Peak Limit (dBuV/m)	PK Margin (dB)	Azimuth (Degs)	Height (cm)	Polarity
1	* 2.39	41.71	Pk	32.1	-20.6	53.21	-	-	74	-20.79	303	326	H
2	* 2.385	43.19	Pk	32.1	-20.6	54.69	-	-	74	-19.31	303	326	H
3	* 2.39	32.03	RMS	32.1	-20.6	43.53	54	-10.47	-	-	303	326	H
4	* 2.39	32.22	RMS	32.1	-20.6	43.72	54	-10.28	-	-	303	326	H

* - indicates frequency in CFR15.205/IC8.10 Restricted Band

Pk - Peak detector

RMS - RMS detection



DATA

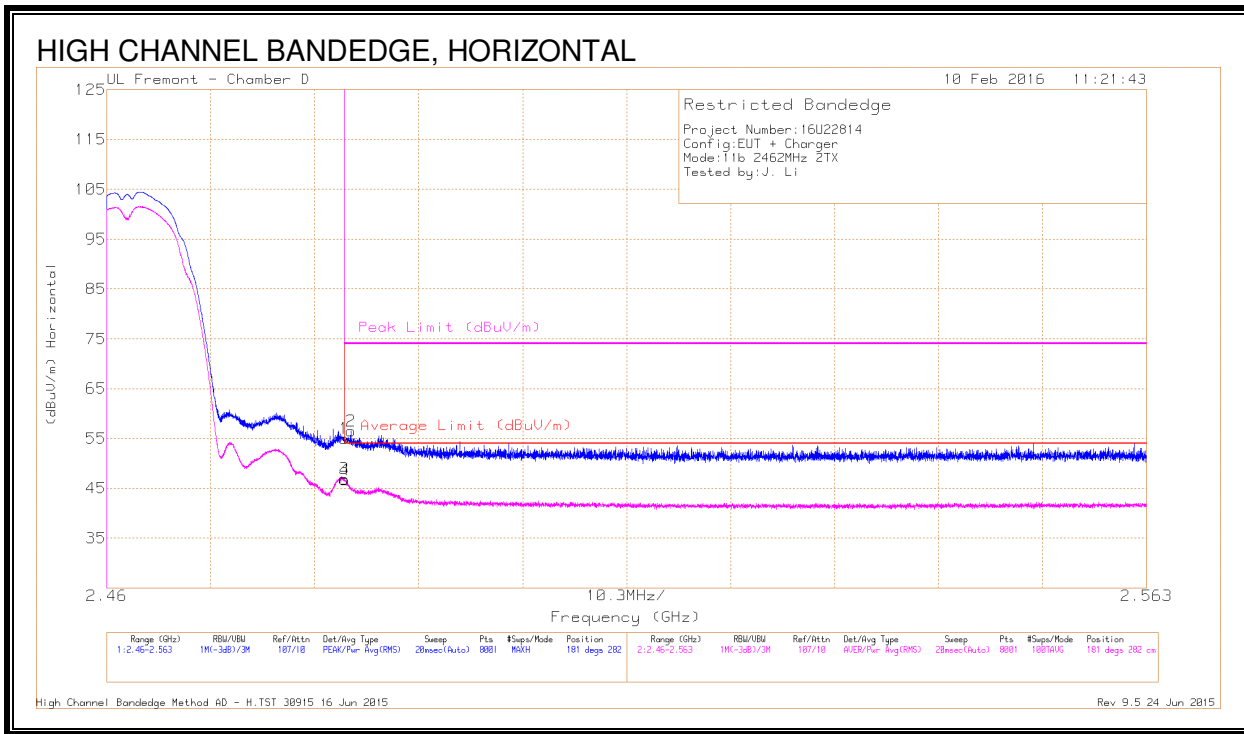
Marker	Frequency (GHz)	Meter Reading (dBuV)	Det	AF T344 (dB/m)	Amp/Cbl/Ftr/Pad (dB)	Corrected Reading (dBuV/m)	Average Limit (dBuV/m)	Margin (dB)	Peak Limit (dBuV/m)	PK Margin (dB)	Azimuth (Degs)	Height (cm)	Polarity
1	* 2.39	47.71	Pk	32.1	-20.6	59.21	-	-	74	-14.79	88	124	V
2	* 2.39	47.79	Pk	32.1	-20.6	59.29	-	-	74	-14.71	88	124	V
3	* 2.39	39.16	RMS	32.1	-20.6	50.66	54	-3.34	-	-	88	124	V
4	* 2.39	39.15	RMS	32.1	-20.6	50.65	54	-3.35	-	-	88	124	V

* - indicates frequency in CFR15.205/IC8.10 Restricted Band

Pk - Peak detector

RMS - RMS detection

AUTHORIZED BANDEDGE (HIGH CHANNEL, CH 11)



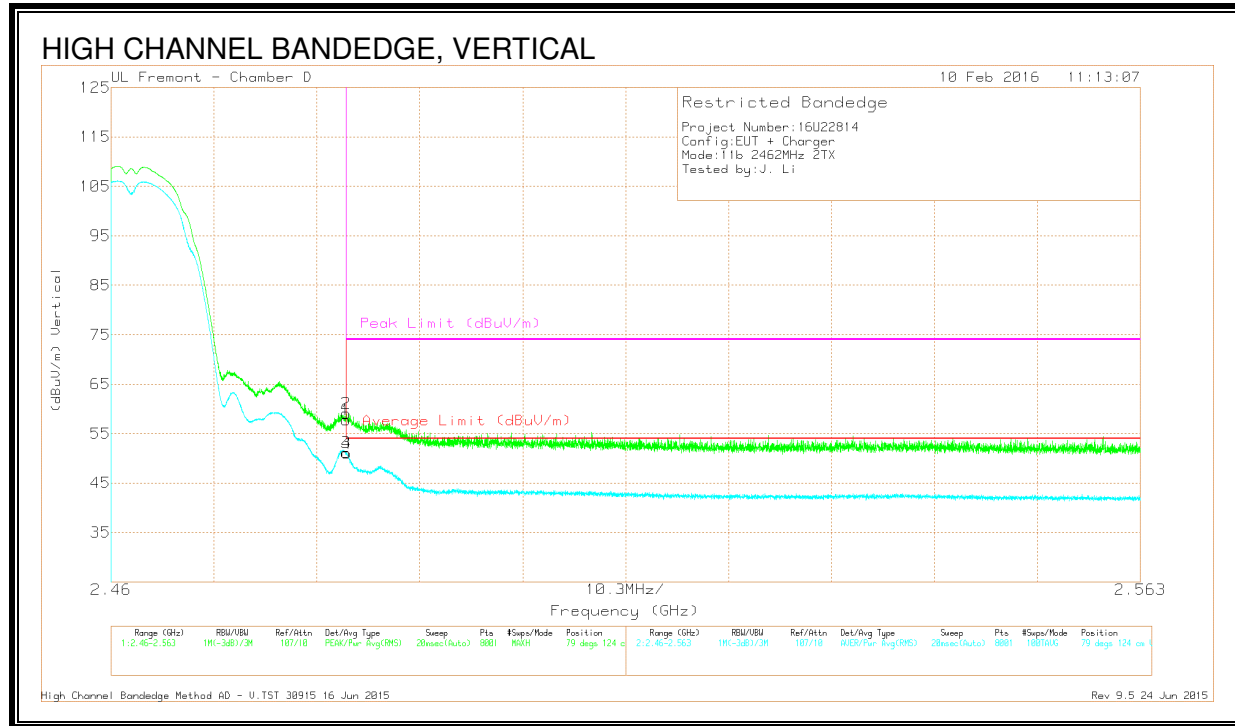
DATA

Marker	Frequency (GHz)	Meter Reading (dBuV)	Det	AF T344 (dB/m)	Amp/Cbl/ Fitr/Pad (dB)	Corrected Reading (dBuV/m)	Average Limit (dBuV/m)	Margin (dB)	Peak Limit (dBuV/m)	PK Margin (dB)	Azimuth (Degs)	Height (cm)	Polarity
1	* 2.484	43.29	Pk	32.2	-20.5	54.99	-	-	74	-19.01	181	282	H
2	* 2.484	44.79	Pk	32.2	-20.5	56.49	-	-	74	-17.51	181	282	H
3	* 2.484	35.18	RMS	32.2	-20.5	46.88	54	-7.12	-	-	181	282	H
4	* 2.484	34.98	RMS	32.2	-20.5	46.68	54	-7.32	-	-	181	282	H

* - indicates frequency in CFR15.205/IC8.10 Restricted Band

Pk - Peak detector

RMS - RMS detection



DATA

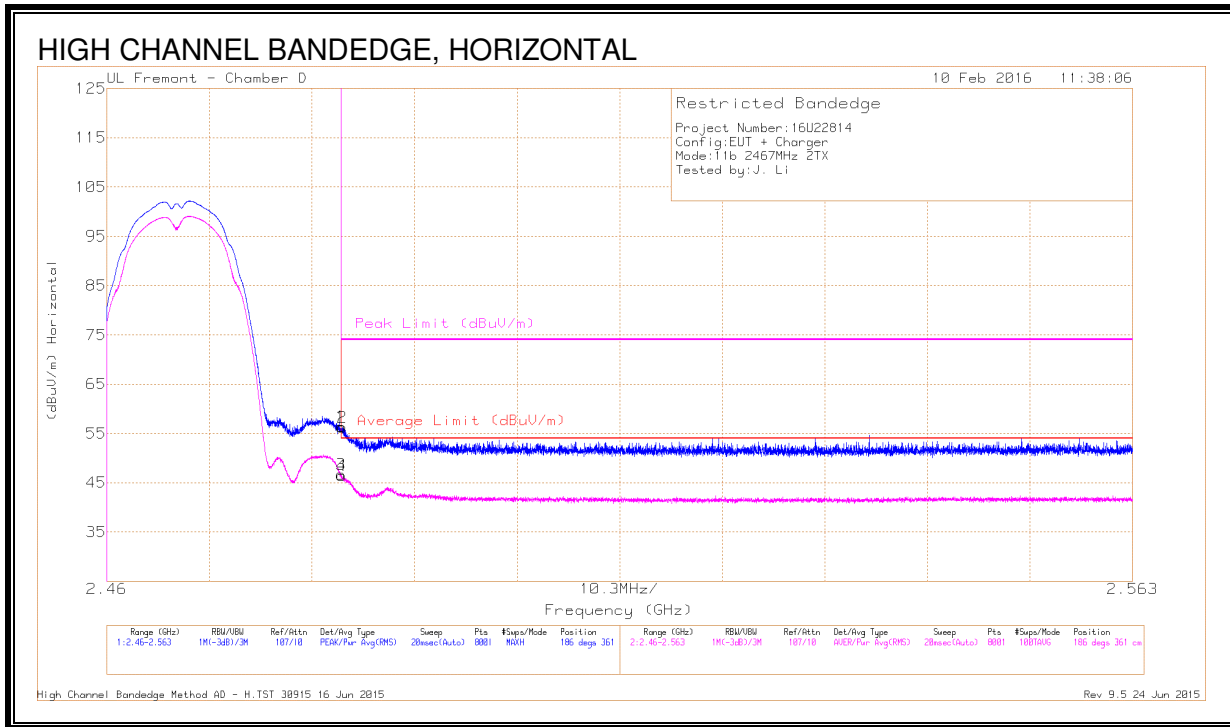
Marker	Frequency (GHz)	Meter Reading (dBuV)	Det	AF T344 (dB/m)	Amp/Cbl/Fitr/Pad (dB)	Corrected Reading (dBuV/m)	Average Limit (dBuV/m)	Margin (dB)	Peak Limit (dBuV/m)	PK Margin (dB)	Azimuth (Degs)	Height (cm)	Polarity
1	* 2.484	46.07	Pk	32.2	-20.5	57.77	-	-	74	-16.23	79	124	V
2	* 2.484	47.35	Pk	32.2	-20.5	59.05	-	-	74	-14.95	79	124	V
3	* 2.484	39.5	RMS	32.2	-20.5	51.2	54	-2.8	-	-	79	124	V
4	* 2.484	39.35	RMS	32.2	-20.5	51.05	54	-2.95	-	-	79	124	V

* - indicates frequency in CFR15.205/IC8.10 Restricted Band

Pk - Peak detector

RMS - RMS detection

AUTHORIZED BANDEDGE (HIGH CHANNEL, CH 12)



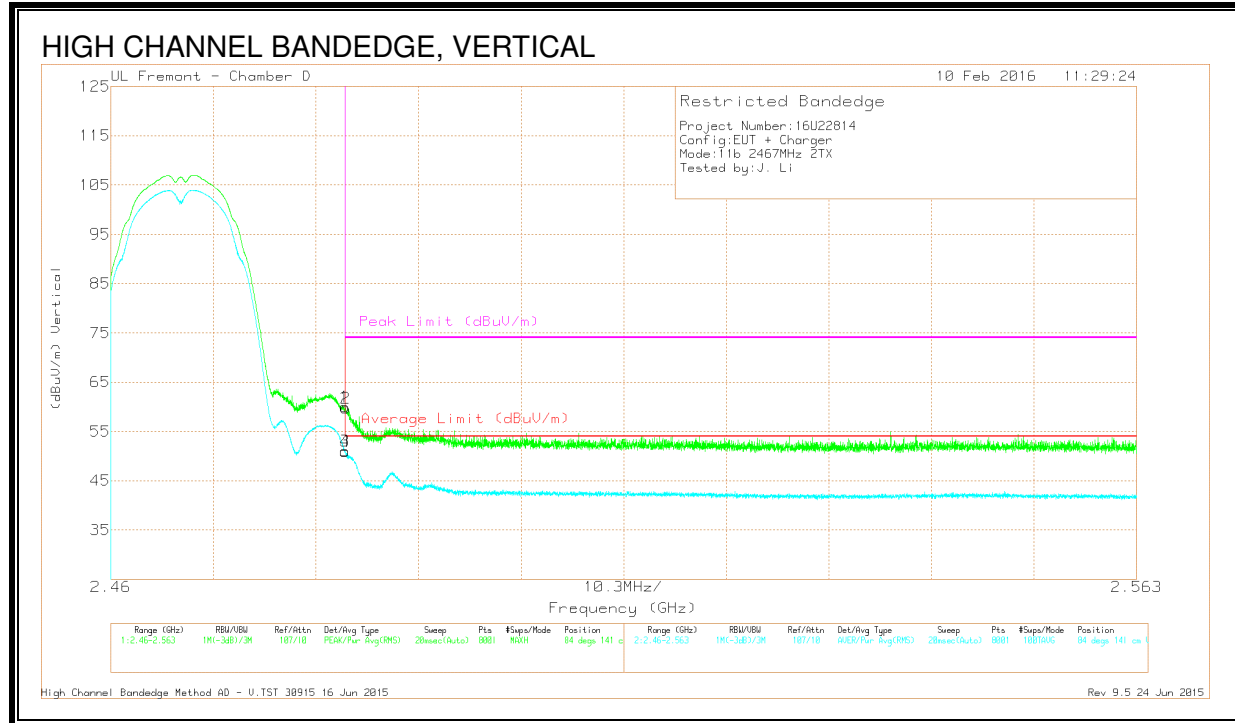
DATA

Marker	Frequency (GHz)	Meter Reading (dBuV)	Det	AF T344 (dB/m)	Amp/Cbl/Ftr/Pad (dB)	Corrected Reading (dBuV/m)	Average Limit (dBuV/m)	Margin (dB)	Peak Limit (dBuV/m)	PK Margin (dB)	Azimuth (Degs)	Height (cm)	Polarity
1	* 2.484	44.7	Pk	32.2	-20.5	56.4	-	-	74	-17.6	186	361	H
2	* 2.484	44.58	Pk	32.2	-20.5	56.28	-	-	74	-17.72	186	361	H
3	* 2.484	35.02	RMS	32.2	-20.5	46.72	54	-7.28	-	-	186	361	H
4	* 2.484	34.7	RMS	32.2	-20.5	46.4	54	-7.6	-	-	186	361	H

* - indicates frequency in CFR15.205/IC8.10 Restricted Band

Pk - Peak detector

RMS - RMS detection



DATA

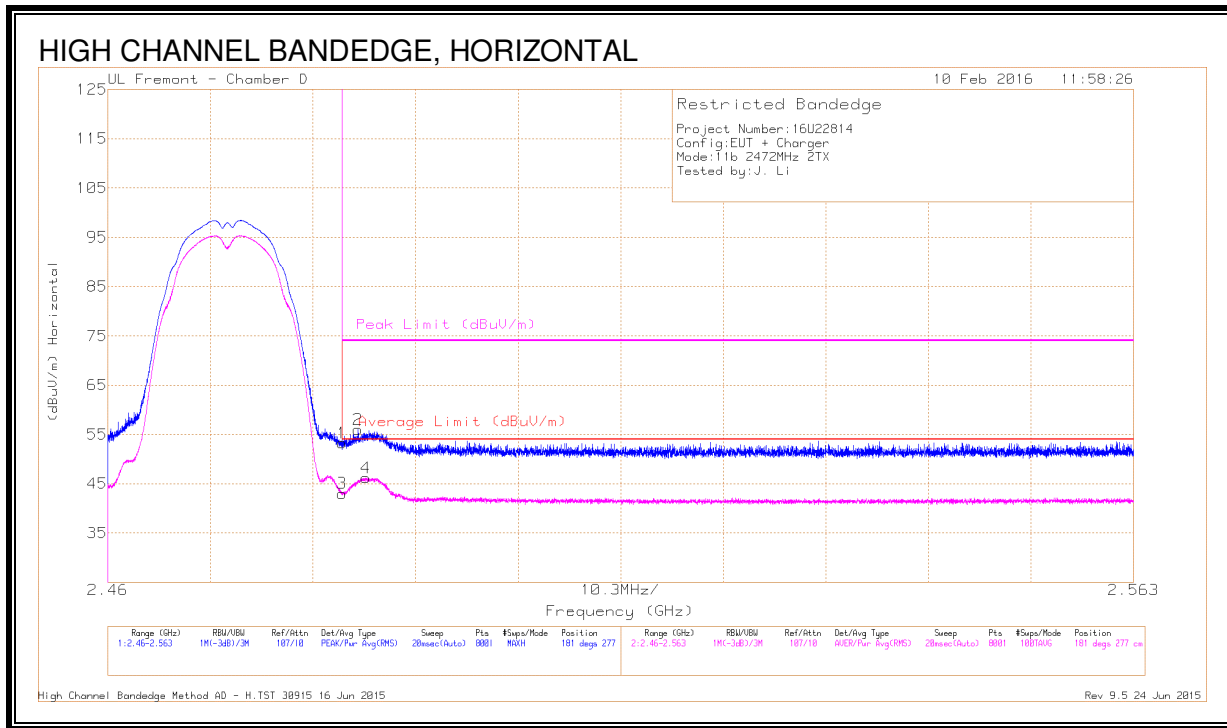
Marker	Frequency (GHz)	Meter Reading (dBuV)	Det	AF T344 (dB/m)	Amp/Cbl/ Fitr/Pad (dB)	Corrected Reading (dBuV/m)	Average Limit (dBuV/m)	Margin (dB)	Peak Limit (dBuV/m)	PK Margin (dB)	Azimuth (Degs)	Height (cm)	Polarity
1	* 2.484	48.24	Pk	32.2	-20.5	59.94	-	-	74	-14.06	84	141	V
2	* 2.484	47.99	Pk	32.2	-20.5	59.69	-	-	74	-14.31	84	141	V
3	* 2.484	39.33	RMS	32.2	-20.5	51.03	54	-2.97	-	-	84	141	V
4	* 2.484	39.27	RMS	32.2	-20.5	50.97	54	-3.03	-	-	84	141	V

* - indicates frequency in CFR15.205/IC8.10 Restricted Band

Pk - Peak detector

RMS - RMS detection

AUTHORIZED BANDEDGE (HIGH CHANNEL, CH 13)



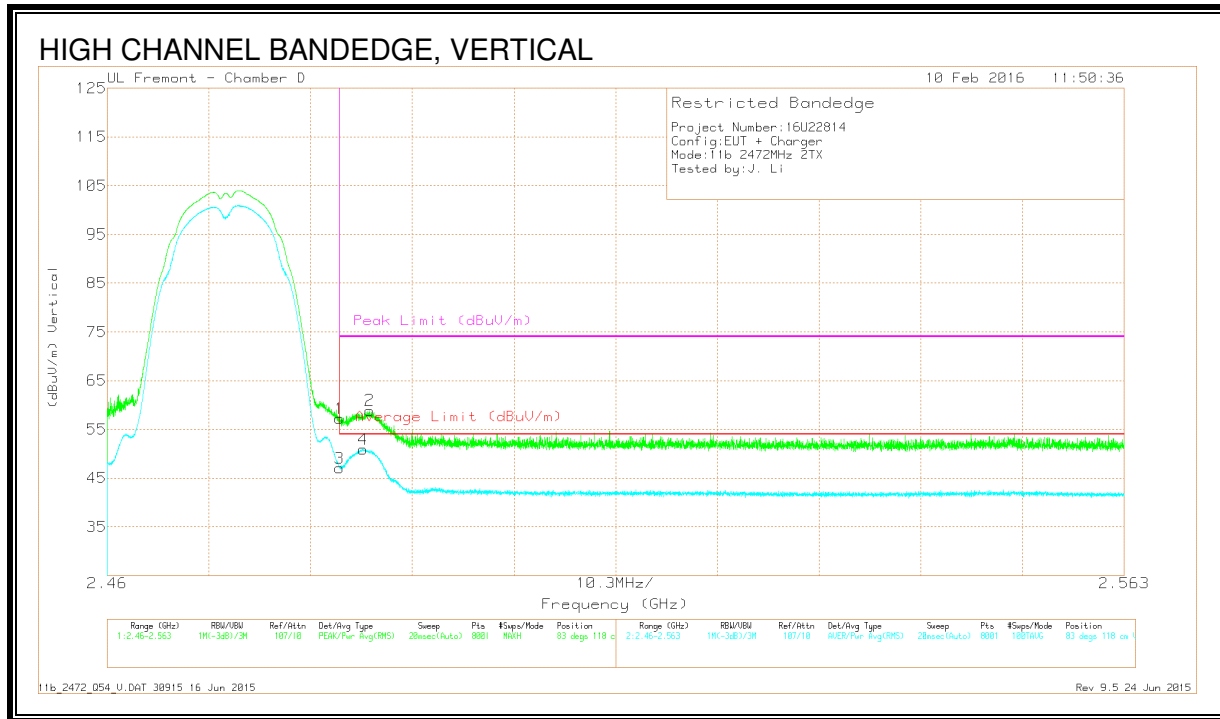
DATA

Marker	Frequency (GHz)	Meter Reading (dBuV)	Det	AF T344 (dB/m)	Amp/Cbl/Ftr/Pad (dB)	Corrected Reading (dBuV/m)	Average Limit (dBuV/m)	Margin (dB)	Peak Limit (dBuV/m)	PK Margin (dB)	Azimuth (Degs)	Height (cm)	Polarity
1	* 2.484	41.6	Pk	32.2	-20.5	53.3	-	-	74	-20.7	181	277	H
2	* 2.485	44.35	Pk	32.2	-20.6	55.95	-	-	74	-18.05	181	277	H
3	* 2.484	31.33	RMS	32.2	-20.5	43.03	54	-10.97	-	-	181	277	H
4	* 2.486	34.54	RMS	32.2	-20.6	46.14	54	-7.86	-	-	181	277	H

* - indicates frequency in CFR15.205/IC8.10 Restricted Band

Pk - Peak detector

RMS - RMS detection



DATA

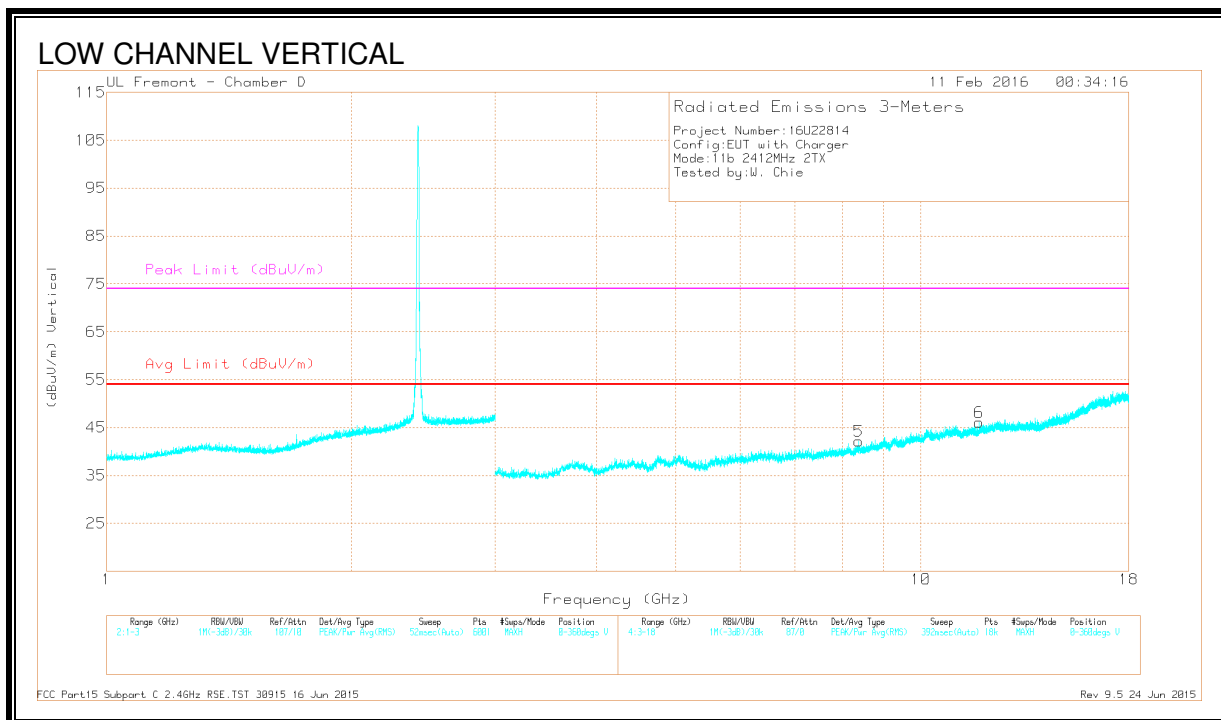
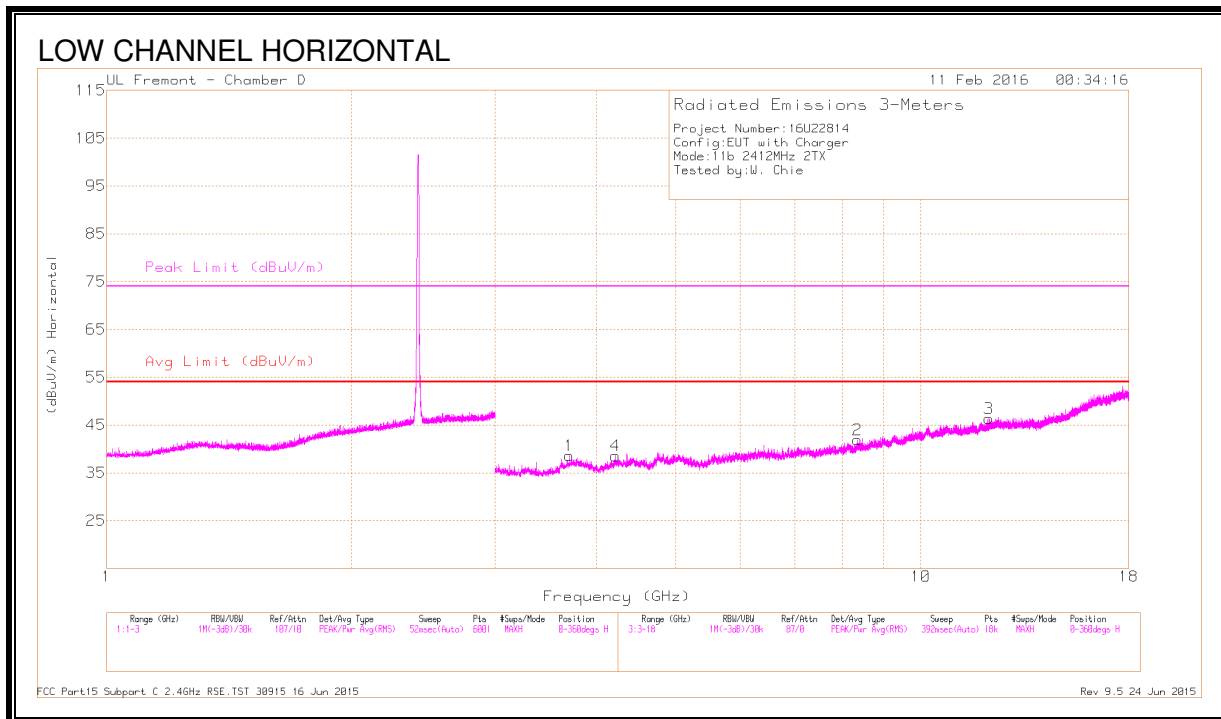
Marker	Frequency (GHz)	Meter Reading (dBuV)	Det	AF T344 (dB/m)	Amp/Cbl/ Fitr/Pad (dB)	Corrected Reading (dBuV/m)	Average Limit (dBuV/m)	Margin (dB)	Peak Limit (dBuV/m)	PK Margin (dB)	Azimuth (Degs)	Height (cm)	Polarity
1	* 2.484	45.52	Pk	32.2	-20.5	57.22	-	-	74	-16.78	83	118	V
2	* 2.487	47.32	Pk	32.2	-20.6	58.92	-	-	74	-15.08	83	118	V
3	* 2.484	35.39	RMS	32.2	-20.5	47.09	54	-6.91	-	-	83	118	V
4	* 2.486	39.3	RMS	32.2	-20.6	50.9	54	-3.1	-	-	83	118	V

* - indicates frequency in CFR15.205/IC8.10 Restricted Band

Pk - Peak detector

RMS - RMS detection

HARMONICS AND SPURIOUS EMISSIONS LOW CHANNEL, CH 1



DATA

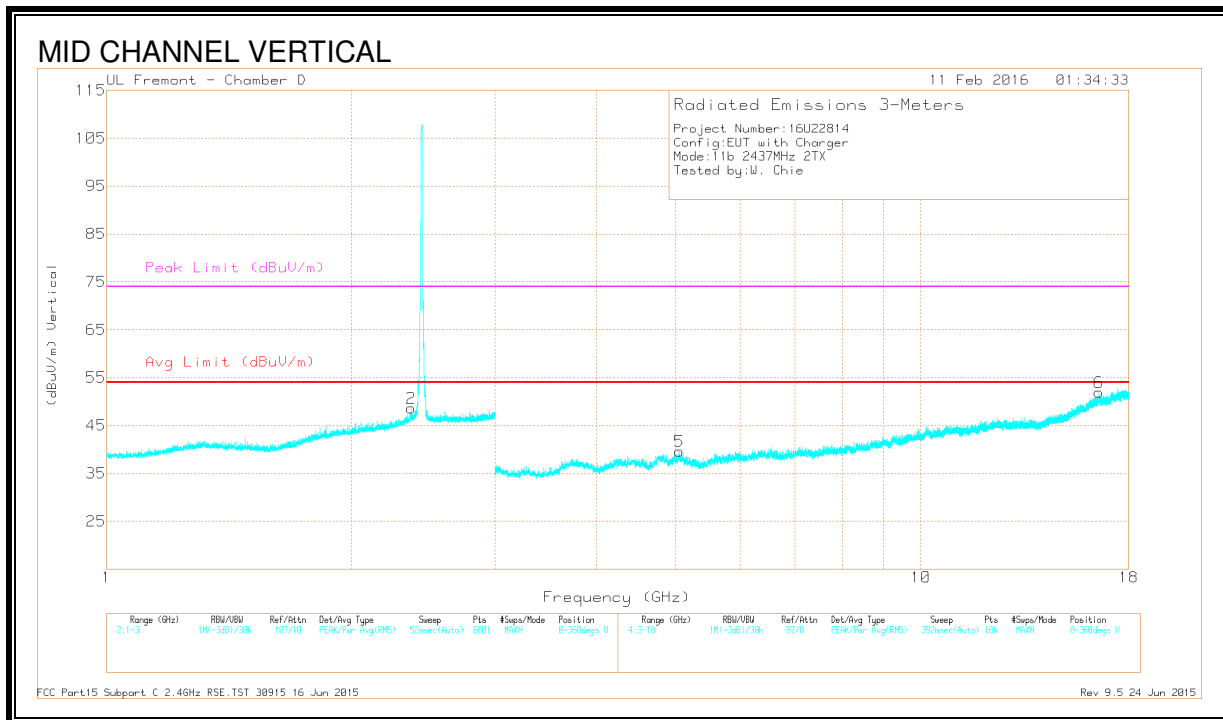
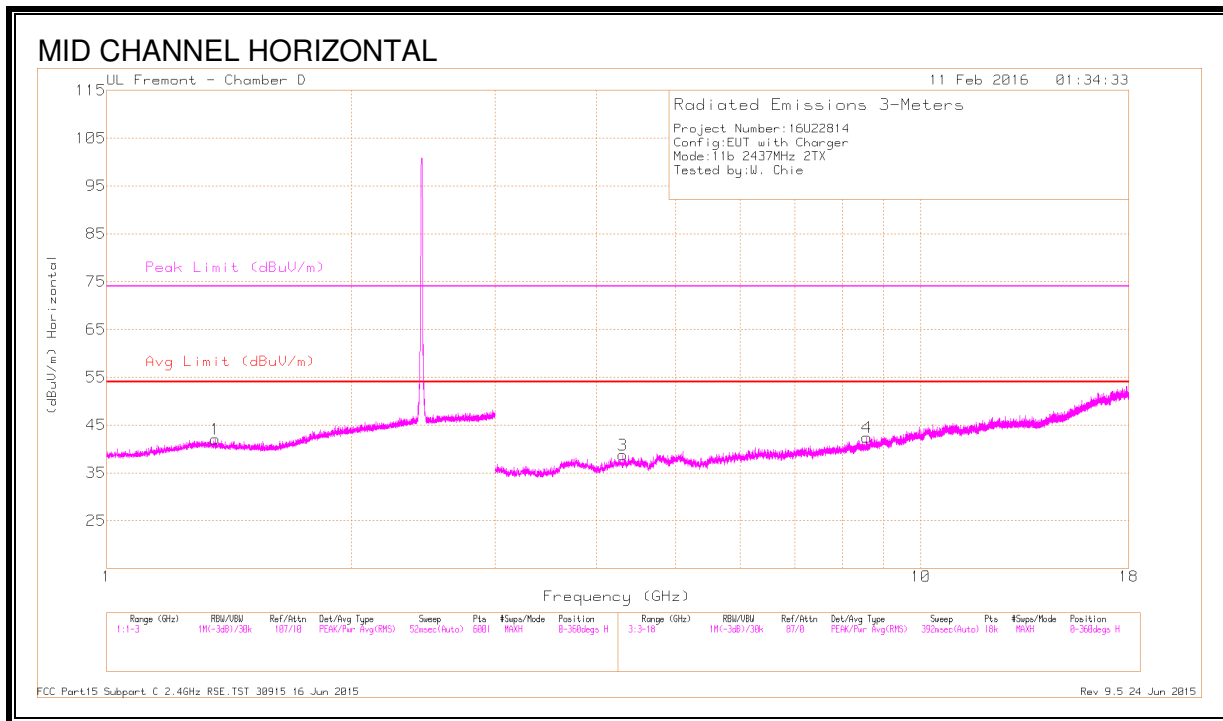
Marker	Frequency (GHz)	Meter Reading (dBuV)	Det	AF T344 (dB/m)	Amp/Cbl/Filtr/Pad (dB)	Corrected Reading (dBuV/m)	Avg Limit (dBuV/m)	Margin (dB)	Peak Limit (dBuV/m)	PK Margin (dB)	Azimuth (Degs)	Height (cm)	Polarity
1	* 3.7	39.14	PK2	33.2	-28.8	43.54	-	-	74	-30.46	154	311	H
	* 3.703	27.01	MAv1	33.2	-28.8	31.41	54	-22.59	-	-	154	311	H
2	* 8.361	35.75	PK2	35.7	-22.8	48.65	-	-	74	-25.35	27	312	H
	* 8.363	23.54	MAv1	35.7	-22.9	36.34	54	-17.66	-	-	27	312	H
3	* 12.114	33.95	PK2	38.8	-20.9	51.85	-	-	74	-22.15	330	213	H
	* 12.114	22.76	MAv1	38.8	-20.9	40.66	54	-13.34	-	-	330	213	H
4	* 4.217	37.68	PK2	33.5	-27.3	43.88	-	-	74	-30.12	83	294	H
	* 4.215	26.34	MAv1	33.5	-27.3	32.54	54	-21.46	-	-	83	294	H
5	* 8.382	35.2	PK2	35.7	-22.8	48.1	-	-	74	-25.9	307	125	V
	* 8.381	23.59	MAv1	35.7	-22.9	36.39	54	-17.61	-	-	307	125	V
6	* 11.783	34.26	PK2	38.2	-20.6	51.86	-	-	74	-22.14	195	323	V
	* 11.781	22.74	MAv1	38.2	-20.6	40.34	54	-13.66	-	-	195	323	V

* - indicates frequency in CFR15.205/IC8.10 Restricted Band

PK2 - KDB558074 Method: Maximum Peak

MAv1 - KDB558074 Option 1 Maximum RMS Average

HARMONICS AND SPURIOUS EMISSIONS MID CHANNEL, CH 6



DATA

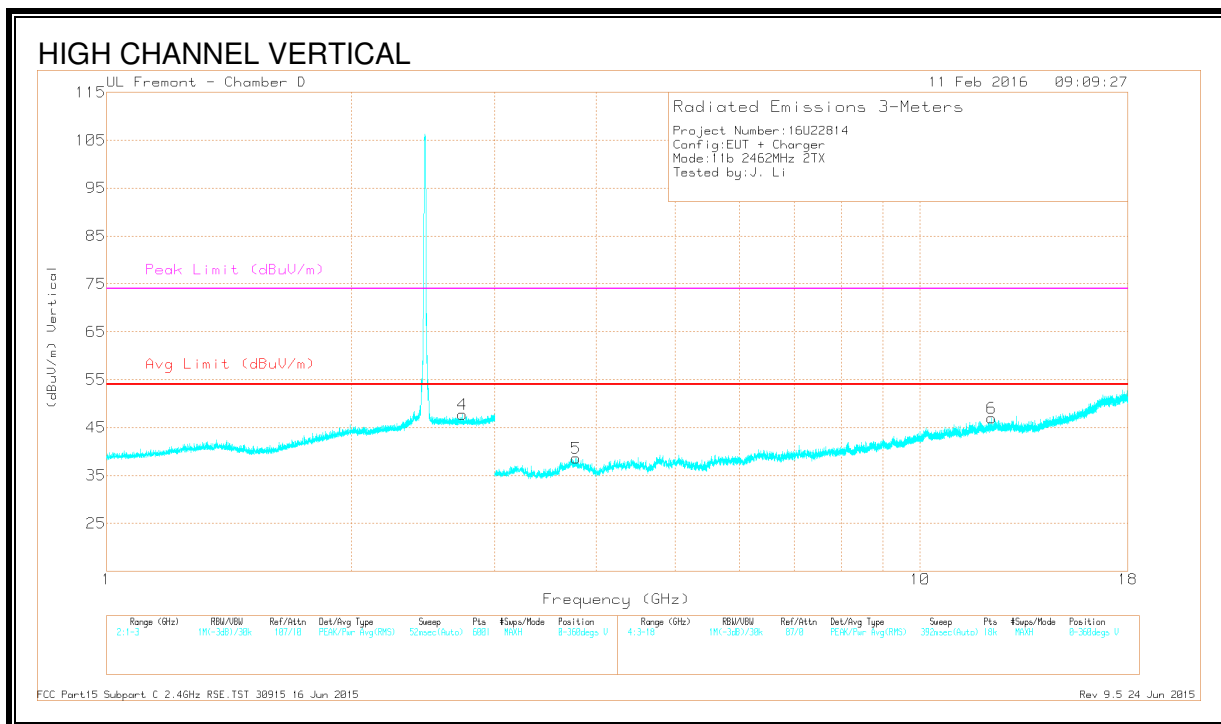
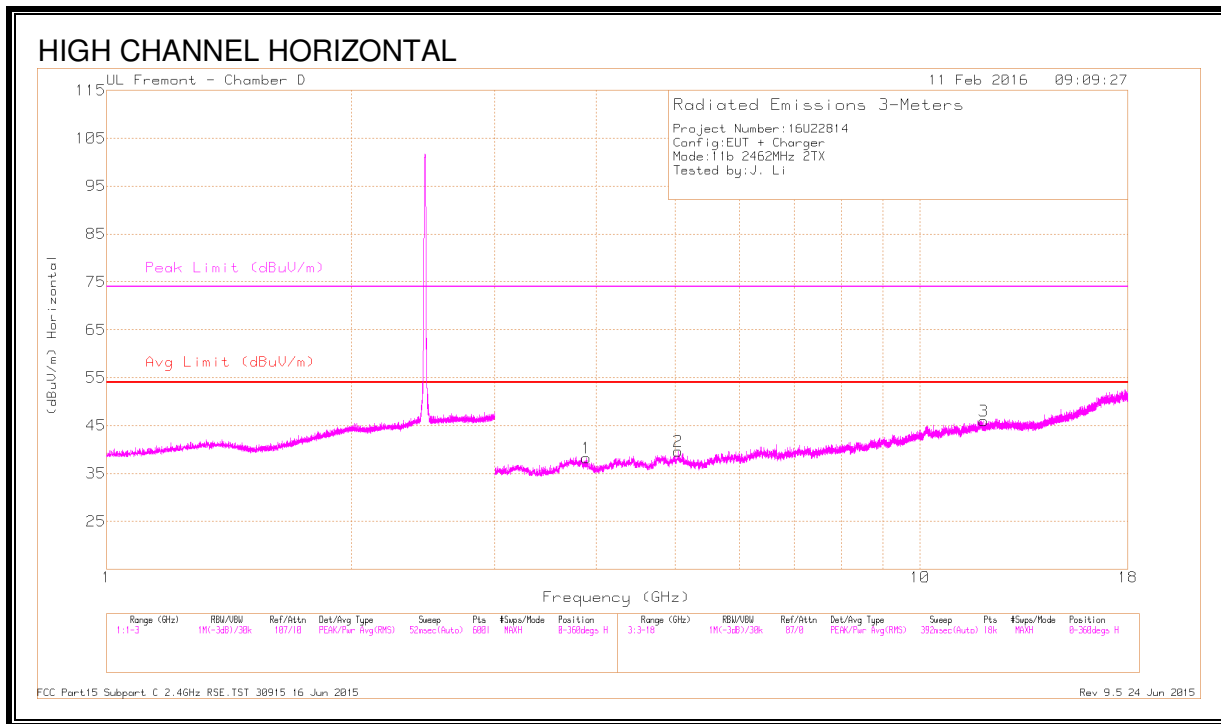
Marker	Frequency (GHz)	Meter Reading (dBuV)	Det	AF T344 (dB/m)	Amp/Cbl/ Fitr/Pad (dB)	Corrected Reading (dBuV/m)	Avg Limit (dBuV/m)	Margin (dB)	Peak Limit (dBuV/m)	PK Margin (dB)	Azimuth (Degs)	Height (cm)	Polarity
1	* 1.362	41.96	PK2	28.8	-22	48.76	-	-	74	-25.24	330	211	H
	* 1.363	30.45	MAv1	28.7	-22	37.15	54	-16.85	-	-	330	211	H
2	* 2.366	42.96	PK2	32	-20.7	54.26	-	-	74	-19.74	282	145	V
	* 2.366	31.32	MAv1	32	-20.7	42.62	54	-11.38	-	-	282	145	V
3	* 4.302	38.04	PK2	33.6	-28.3	43.34	-	-	74	-30.66	150	235	H
	* 4.303	27.08	MAv1	33.6	-28.3	32.38	54	-21.62	-	-	150	235	H
5	* 5.054	37.71	PK2	34.3	-26.4	45.61	-	-	74	-28.39	251	180	V
	* 5.054	26.54	MAv1	34.3	-26.5	34.34	54	-19.66	-	-	251	180	V
4	8.582	35.24	PK2	35.8	-22.9	48.14	-	-	-	-	105	185	H
6	16.535	33.62	PK2	41.7	-17.3	58.02	-	-	-	-	202	103	V

* - indicates frequency in CFR15.205/IC8.10 Restricted Band

PK2 - KDB558074 Method: Maximum Peak

MAv1 - KDB558074 Option 1 Maximum RMS Average

HARMONICS AND SPURIOUS EMISSIONS HIGH CHANNEL, CH 11



DATA

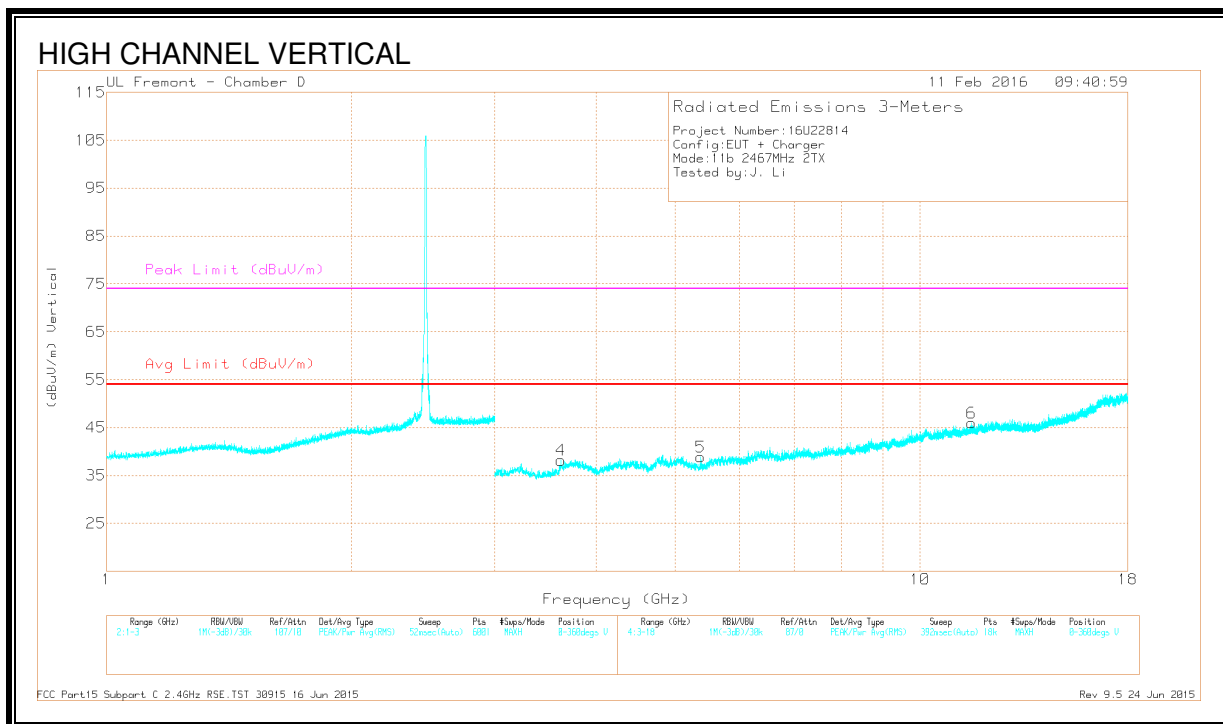
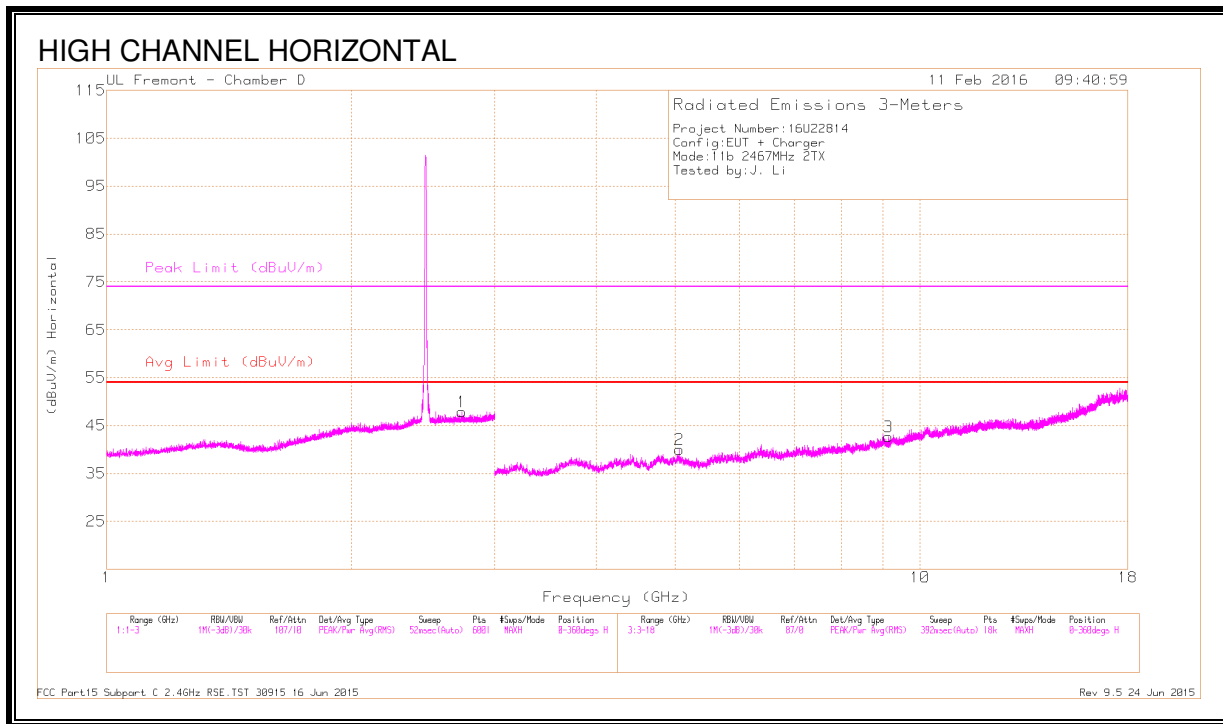
Marker	Frequency (GHz)	Meter Reading (dBuV)	Det	AF T712 (dB/m)	Amp/Cbl/ Fitr/Pad (dB)	Corrected Reading (dBuV/m)	Avg Limit (dBuV/m)	Margin (dB)	Peak Limit (dBuV/m)	PK Margin (dB)	Azimuth (Degs)	Height (cm)	Polarity
4	* 2.737	43.43	PK2	32.4	-20.3	55.53	-	-	74	-18.47	165	272	V
	* 2.736	30.33	MAv1	32.4	-20.3	42.43	54	-11.57	-	-	165	272	V
1	* 3.893	38.77	PK2	33.5	-28.1	44.17	-	-	74	-29.83	54	141	H
	* 3.891	27.62	MAv1	33.5	-28.1	33.02	54	-20.98	-	-	54	141	H
2	* 5.044	37.6	PK2	34	-26.3	45.3	-	-	74	-28.7	118	132	H
	* 5.043	26.62	MAv1	34	-26.3	34.32	54	-19.68	-	-	118	132	H
3	* 11.966	34.64	PK2	38.8	-20.9	52.54	-	-	74	-21.46	330	162	H
	* 11.965	23.35	MAv1	38.8	-20.9	41.25	54	-12.75	-	-	330	162	H
5	* 3.778	38.57	PK2	33.5	-28	44.07	-	-	74	-29.93	230	312	V
	* 3.778	27.5	MAv1	33.5	-28	33	54	-21	-	-	230	312	V
6	* 12.252	35.53	PK2	39	-20.9	53.63	-	-	74	-20.37	256	129	V
	* 12.249	23.61	MAv1	39	-20.8	41.81	54	-12.19	-	-	256	129	V

* - indicates frequency in CFR15.205/IC8.10 Restricted Band

PK2 - KDB558074 Method: Maximum Peak

MAv1 - KDB558074 Option 1 Maximum RMS Average

HARMONICS AND SPURIOUS EMISSIONS HIGH CHANNEL, CH 12



DATA

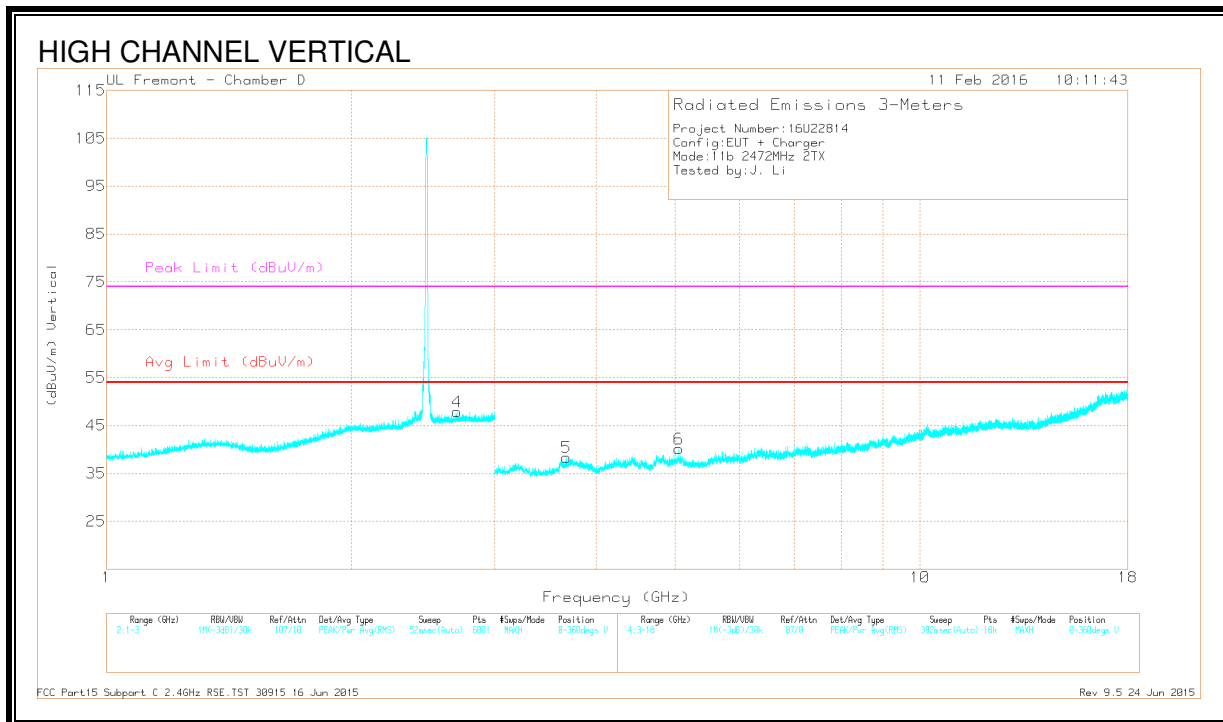
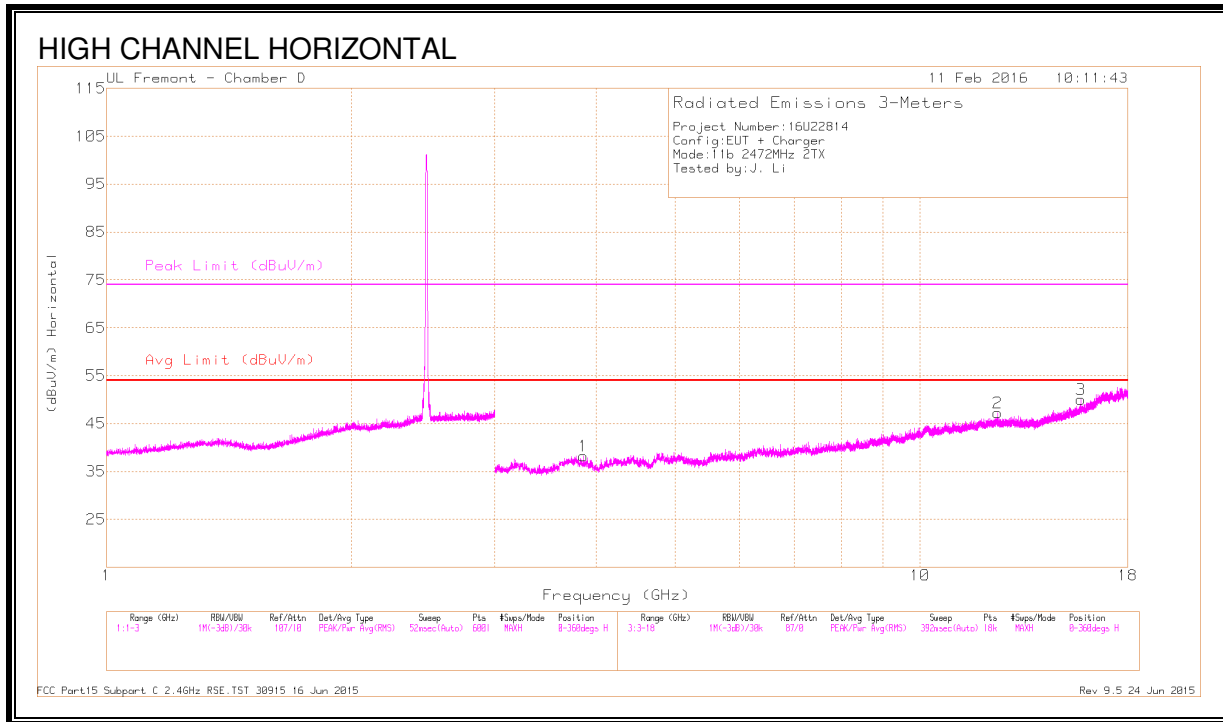
Marker	Frequency (GHz)	Meter Reading (dBuV)	Det	AF T712 (dB/m)	Amp/Cbl/ Fitr/Pad (dB)	Corrected Reading (dBuV/m)	Avg Limit (dBuV/m)	Margin (dB)	Peak Limit (dBuV/m)	PK Margin (dB)	Azimuth (Degs)	Height (cm)	Polarity
1	* 2.735	41.79	PK2	32.4	-20.3	53.89	-	-	74	-20.11	294	169	H
	* 2.737	30.36	MAv1	32.4	-20.3	42.46	54	-11.54	-	-	294	169	H
2	* 5.057	38.4	PK2	34	-26.5	45.9	-	-	74	-28.1	55	320	H
	* 5.057	26.57	MAv1	34	-26.5	34.07	54	-19.93	-	-	55	320	H
3	* 9.144	35.49	PK2	36.2	-22.8	48.89	-	-	74	-25.11	117	125	H
	* 9.145	24.17	MAv1	36.2	-22.8	37.57	54	-16.43	-	-	117	125	H
4	* 3.62	38.97	PK2	33.3	-28.3	43.97	-	-	74	-30.03	280	173	V
	* 3.619	27.72	MAv1	33.3	-28.3	32.72	54	-21.28	-	-	280	173	V
5	* 5.375	38.12	PK2	34.4	-27.4	45.12	-	-	74	-28.88	92	102	V
	* 5.373	26.74	MAv1	34.4	-27.4	33.74	54	-20.26	-	-	92	102	V
6	* 11.569	34.3	PK2	38.4	-20.3	52.4	-	-	74	-21.6	330	261	V
	* 11.571	23.04	MAv1	38.4	-20.3	41.14	54	-12.86	-	-	330	2061	V

* - indicates frequency in CFR15.205/IC8.10 Restricted Band

PK2 - KDB558074 Method: Maximum Peak

MAv1 - KDB558074 Option 1 Maximum RMS Average

HARMONICS AND SPURIOUS EMISSIONS HIGH CHANNEL, CH 13



DATA

Marker	Frequency (GHz)	Meter Reading (dBuV)	Det	AF T712 (dB/m)	Amp/Cbl/Fitr/Pad (dB)	Corrected Reading (dBuV/m)	Avg Limit (dBuV/m)	Margin (dB)	Peak Limit (dBuV/m)	PK Margin (dB)	Azimuth (Degs)	Height (cm)	Polarity
4	* 2.695	42.28	PK2	32.4	-20.4	54.28	-	-	74	-19.72	230	177	V
	* 2.696	30.32	MAv1	32.4	-20.4	42.32	54	-11.68	-	-	230	177	V
1	* 3.854	39.17	PK2	33.5	-28.5	44.17	-	-	74	-29.83	110	140	H
	* 3.854	27.8	MAv1	33.5	-28.5	32.8	54	-21.2	-	-	110	140	H
2	* 12.454	34.94	PK2	39.1	-20.7	53.34	-	-	74	-20.66	322	254	H
	* 12.454	23.57	MAv1	39.1	-20.7	41.97	54	-12.03	-	-	322	254	H
3	* 15.77	34.54	PK2	40.3	-19.2	55.64	-	-	74	-18.36	355	118	H
	* 15.772	23.63	MAv1	40.3	-19.3	44.63	54	-9.37	-	-	355	118	H
5	* 3.675	38.98	PK2	33.5	-28.9	43.58	-	-	74	-30.42	62	180	V
	* 3.675	27.77	MAv1	33.5	-28.9	32.37	54	-21.63	-	-	62	180	V
6	* 5.052	38.36	PK2	34	-26.4	45.96	-	-	74	-28.04	134	200	V
	* 5.055	26.49	MAv1	34	-26.5	33.99	54	-20.01	-	-	134	200	V

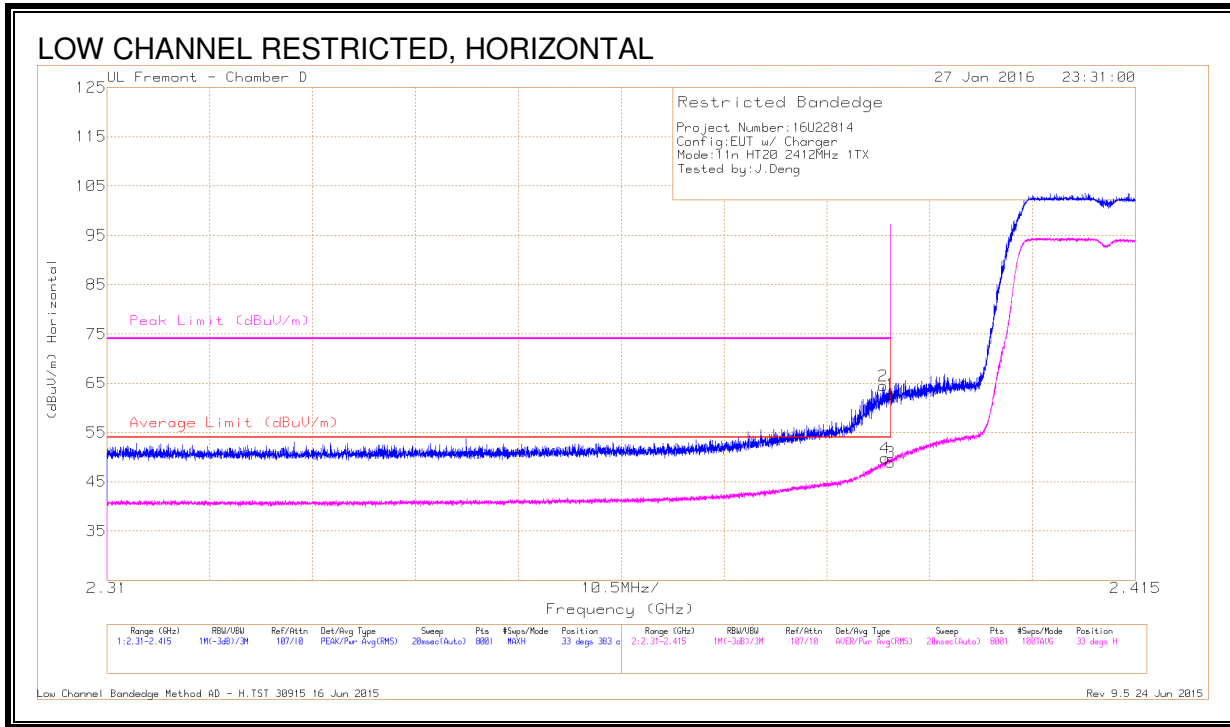
* - indicates frequency in CFR15.205/IC8.10 Restricted Band

PK2 - KDB558074 Method: Maximum Peak

MAv1 - KDB558074 Option 1 Maximum RMS Average

9.2.4. 802.11n HT20 1Tx MODE IN THE 2.4 GHz BAND CHAIN 0

RESTRICTED BANDEDGE (LOW CHANNEL, CH 1)



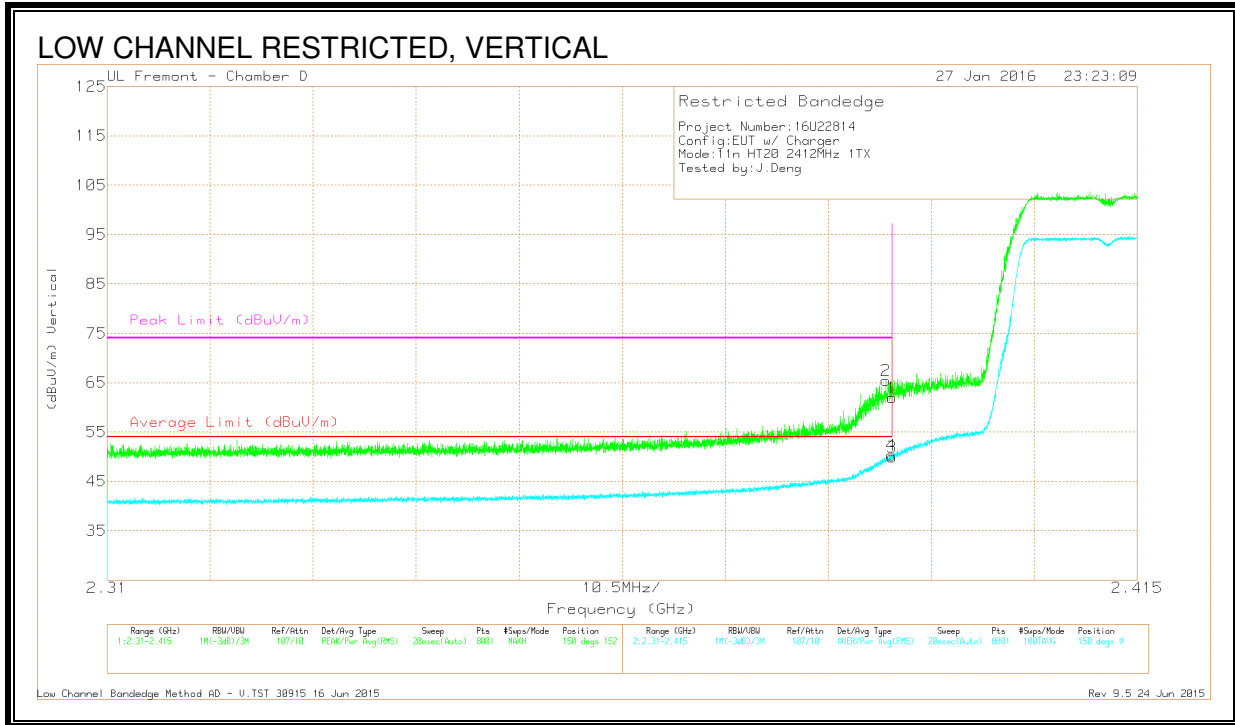
DATA

Marker	Frequency (GHz)	Meter Reading (dBuV)	Det	AF T344 (dB/m)	Amp/Cbl/ Ftr/Pad (dB)	Corrected Reading (dBuV/m)	Average Limit (dBuV/m)	Margin (dB)	Peak Limit (dBuV/m)	PK Margin (dB)	Azimuth (Degs)	Height (cm)	Polarity
1	* 2.39	51.3	Pk	32.1	-20.7	62.7	-	-	74	-11.3	33	383	H
2	* 2.389	52.99	Pk	32.1	-20.7	64.39	-	-	74	-9.61	33	383	H
3	* 2.39	37.54	RMS	32.1	-20.7	48.94	54	-5.06	-	-	33	383	H
4	* 2.389	38.37	RMS	32.1	-20.7	49.77	54	-4.23	-	-	33	383	H

* - indicates frequency in CFR15.205/IC8.10 Restricted Band

Pk - Peak detector

RMS - RMS detection



DATA

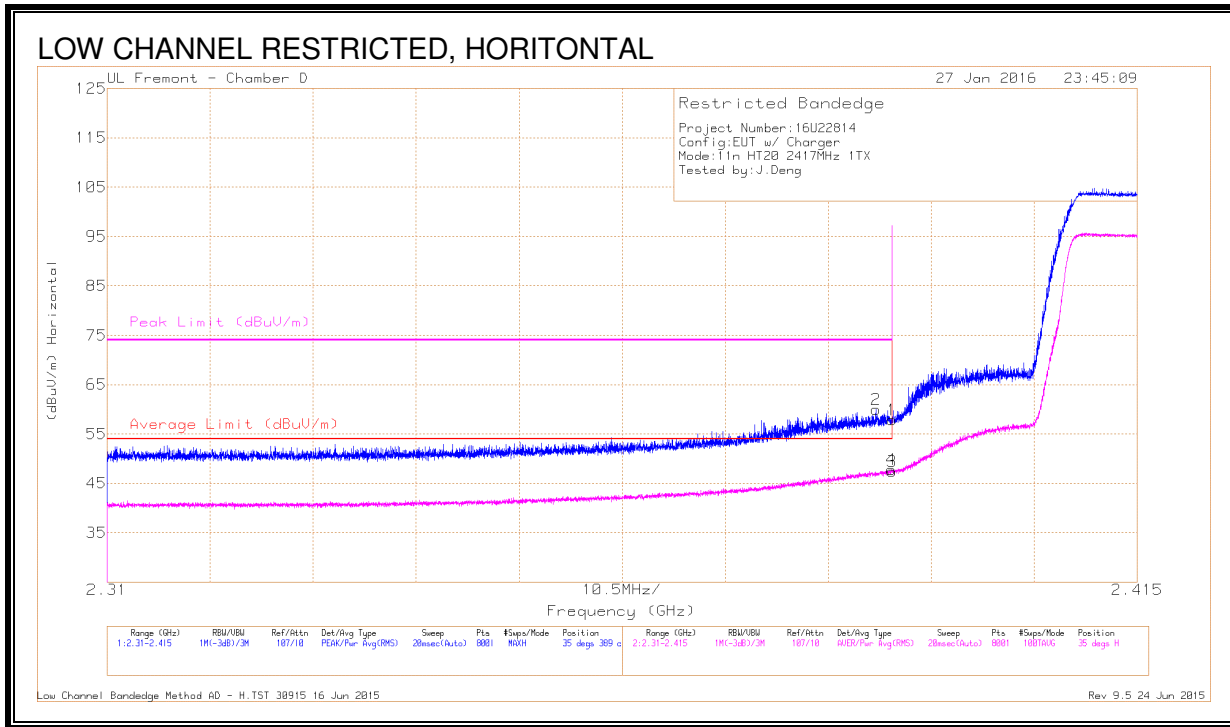
Marker	Frequency (GHz)	Meter Reading (dBuV)	Det	AF T344 (dB/m)	Amp/Cbl/ Fitr/Pad (dB)	Corrected Reading (dBuV/m)	Average Limit (dBuV/m)	Margin (dB)	Peak Limit (dBuV/m)	PK Margin (dB)	Azimuth (Degs)	Height (cm)	Polarity
1	* 2.39	50.55	Pk	32.1	-20.7	61.95	-	-	74	-12.05	150	152	V
2	* 2.389	54.08	Pk	32.1	-20.7	65.48	-	-	74	-8.52	150	152	V
3	* 2.39	38.54	RMS	32.1	-20.7	49.94	54	-4.06	-	-	150	152	V
4	* 2.39	38.88	RMS	32.1	-20.7	50.28	54	-3.72	-	-	150	152	V

* - indicates frequency in CFR15.205/IC8.10 Restricted Band

Pk - Peak detector

RMS - RMS detection

RESTRICTED BANDEGE (LOW CHANNEL, CH 2)



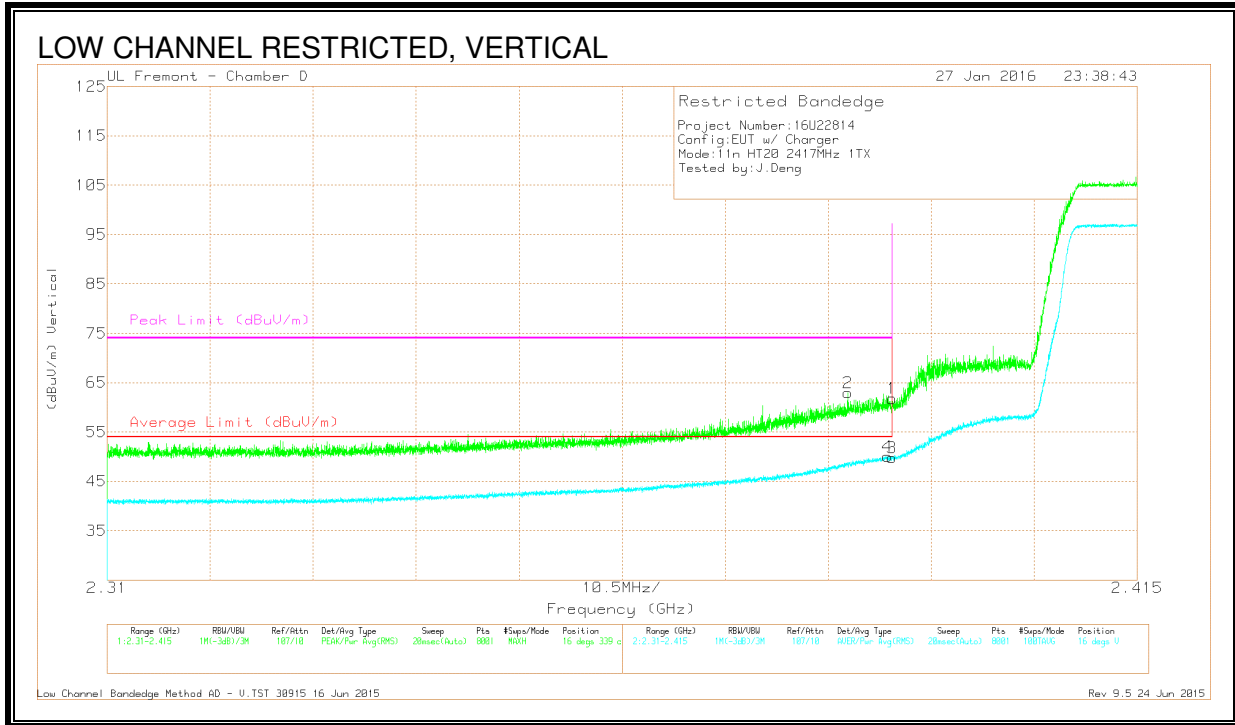
DATA

Marker	Frequency (GHz)	Meter Reading (dBuV)	Det	AF T344 (dB/m)	Amp/Cbl/ Ftr/Pad (dB)	Corrected Reading (dBuV/m)	Average Limit (dBuV/m)	Margin (dB)	Peak Limit (dBuV/m)	PK Margin (dB)	Azimuth (Degs)	Height (cm)	Polarity
2	* 2.388	48.69	Pk	32.1	-20.8	59.99	-	-	74	-14.01	35	389	H
1	* 2.39	46.49	Pk	32.1	-20.7	57.89	-	-	74	-16.11	35	389	H
3	* 2.39	36.05	RMS	32.1	-20.7	47.45	54	-6.55	-	-	35	389	H
4	* 2.39	36.4	RMS	32.1	-20.7	47.8	54	-6.2	-	-	35	389	H

* - indicates frequency in CFR15.205/IC8.10 Restricted Band

Pk - Peak detector

RMS - RMS detection



DATA

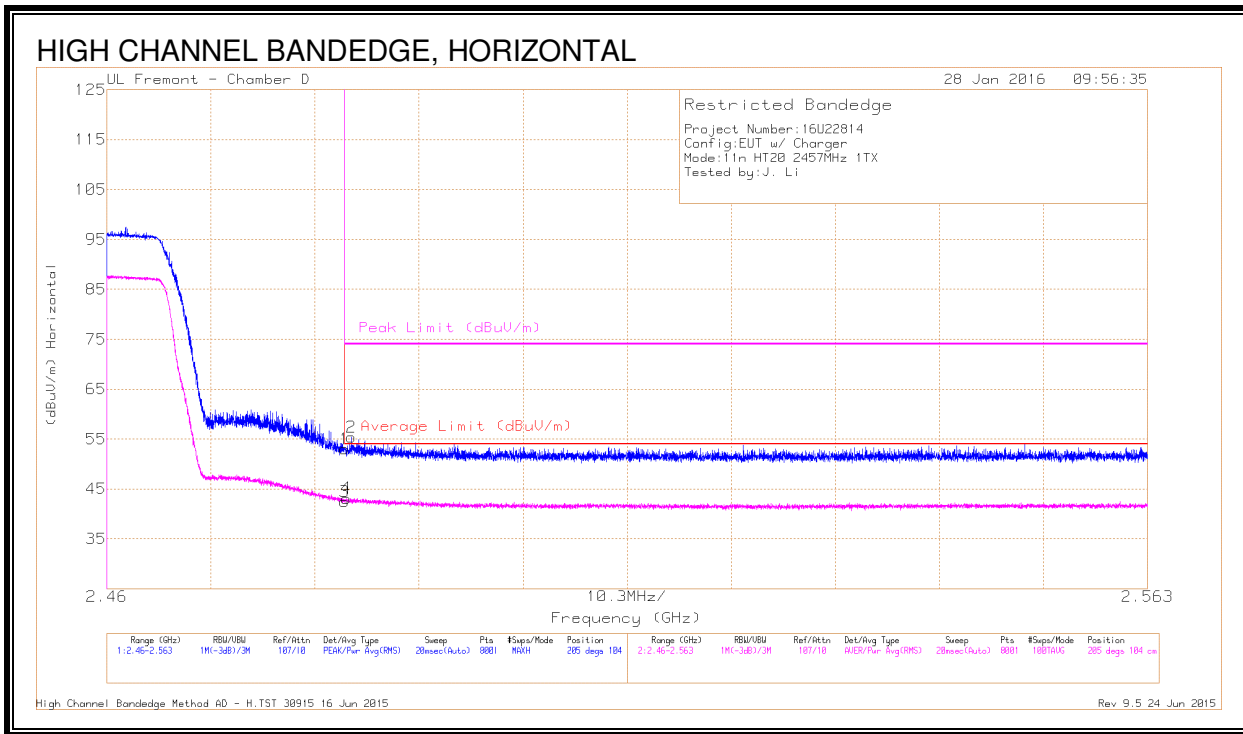
Marker	Frequency (GHz)	Meter Reading (dBuV)	Det	AF T344 (dB/m)	Amp/Cbl/ Fitr/Pad (dB)	Corrected Reading (dBuV/m)	Average Limit (dBuV/m)	Margin (dB)	Peak Limit (dBuV/m)	PK Margin (dB)	Azimuth (Degs)	Height (cm)	Polarity
2	* 2.385	51.68	Pk	32.1	-20.8	62.98	-	-	74	-11.02	16	339	V
1	* 2.39	50.38	Pk	32.1	-20.7	61.78	-	-	74	-12.22	16	339	V
3	* 2.39	38.41	RMS	32.1	-20.7	49.81	54	-4.19	-	-	16	339	V
4	* 2.39	38.67	RMS	32.1	-20.7	50.07	54	-3.93	-	-	16	339	V

* - indicates frequency in CFR15.205/IC8.10 Restricted Band

Pk - Peak detector

RMS - RMS detection

AUTHORIZED BANDEDGE (HIGH CHANNEL, CH 10)



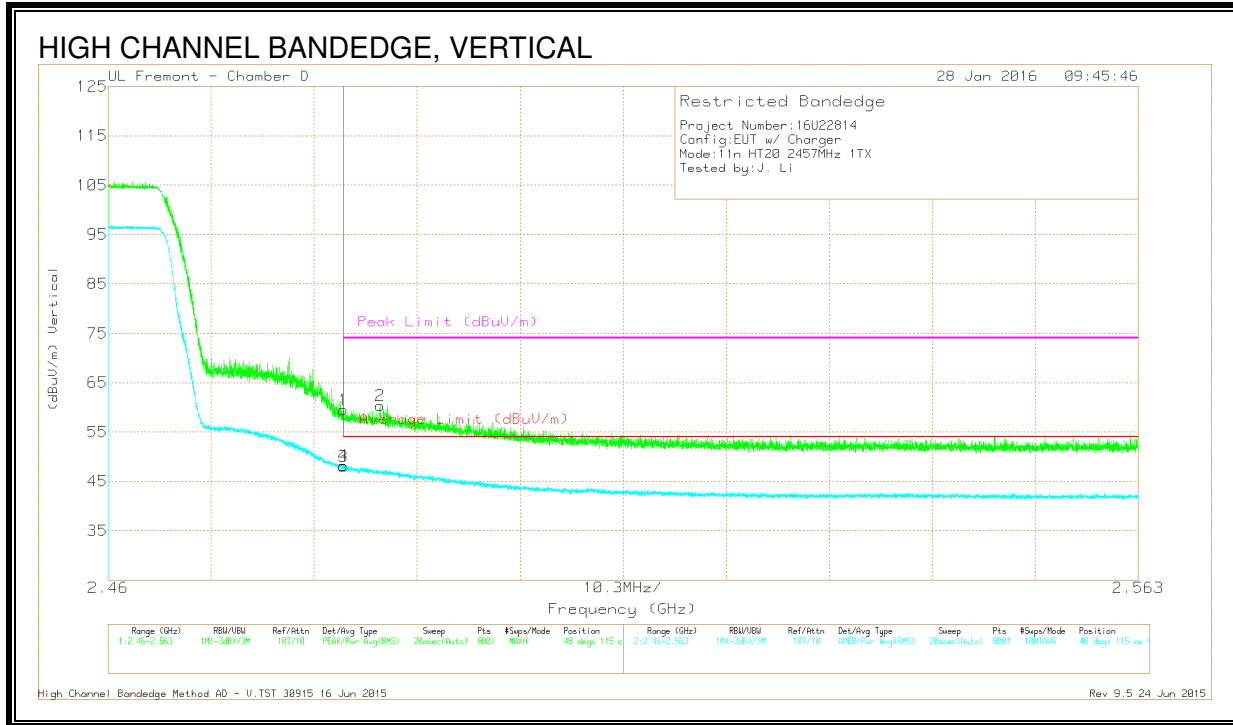
DATA

Marker	Frequency (GHz)	Meter Reading (dBuV)	Det	AF T344 (dB/m)	Amp/Cbl/Ftr/Pad (dB)	Corrected Reading (dBuV/m)	Average Limit (dBuV/m)	Margin (dB)	Peak Limit (dBuV/m)	PK Margin (dB)	Azimuth (Degs)	Height (cm)	Polarity
1	* 2.484	41.28	Pk	32.2	-20.5	52.98	-	-	74	-21.02	205	104	H
2	* 2.484	43.69	Pk	32.2	-20.5	55.39	-	-	74	-18.61	205	104	H
3	* 2.484	30.74	RMS	32.2	-20.5	42.44	54	-11.56	-	-	205	104	H
4	* 2.484	31.45	RMS	32.2	-20.5	43.15	54	-10.85	-	-	205	104	H

* - indicates frequency in CFR15.205/IC8.10 Restricted Band

Pk - Peak detector

RMS - RMS detection



DATA

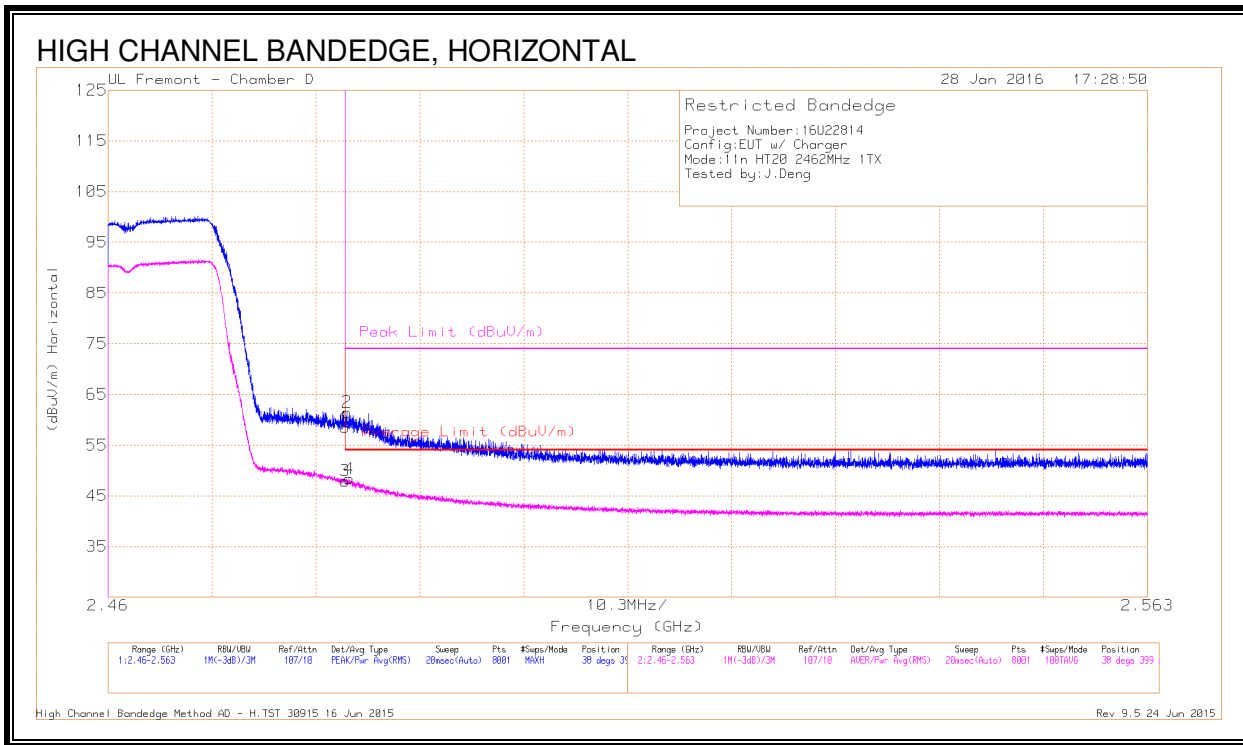
Marker	Frequency (GHz)	Meter Reading (dBuV)	Det	AF T344 (dB/m)	Amp/Cbl/ Fitr/Pad (dB)	Corrected Reading (dBuV/m)	Average Limit (dBuV/m)	Margin (dB)	Peak Limit (dBuV/m)	PK Margin (dB)	Azimuth (Degs)	Height (cm)	Polarity
1	* 2.484	47.77	Pk	32.2	-20.5	59.47	-	-	74	-14.53	48	115	V
2	* 2.487	48.73	Pk	32.2	-20.6	60.33	-	-	74	-13.67	48	115	V
3	* 2.484	36.3	RMS	32.2	-20.5	48	54	-6	-	-	48	115	V
4	* 2.484	36.44	RMS	32.2	-20.5	48.14	54	-5.86	-	-	48	115	V

* - indicates frequency in CFR15.205/IC8.10 Restricted Band

Pk - Peak detector

RMS - RMS detection

AUTHORIZED BANDEGE (HIGH CHANNEL, CH 11)



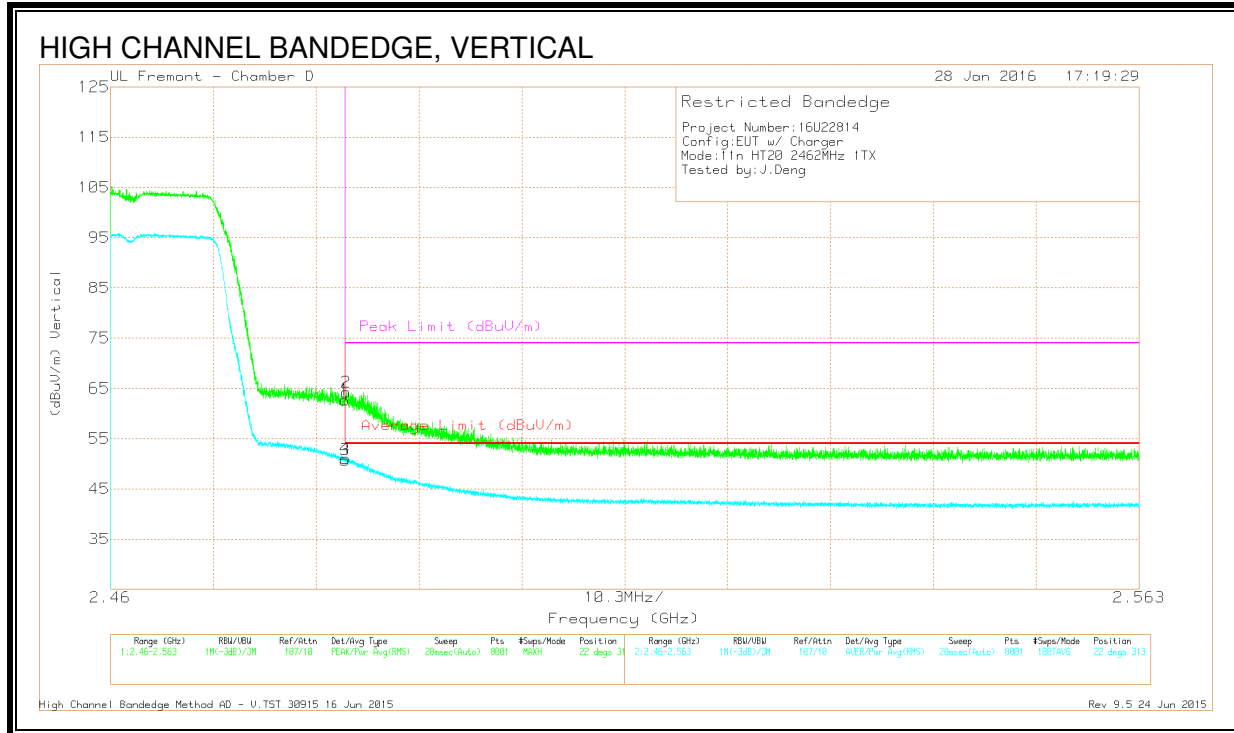
DATA

Marker	Frequency (GHz)	Meter Reading (dBuV)	Det	AF T344 (dB/m)	Amp/Cbl/Ftr/Pad (dB)	Corrected Reading (dBuV/m)	Average Limit (dBuV/m)	Margin (dB)	Peak Limit (dBuV/m)	PK Margin (dB)	Azimuth (Degs)	Height (cm)	Polarity
1	* 2.484	46.8	Pk	32.2	-20.5	58.5	-	-	74	-15.5	38	399	H
2	* 2.484	49.78	Pk	32.2	-20.5	61.48	-	-	74	-12.52	38	399	H
3	* 2.484	36.24	RMS	32.2	-20.5	47.94	54	-6.06	-	-	38	399	H
4	* 2.484	36.65	RMS	32.2	-20.5	48.35	54	-5.65	-	-	38	399	H

* - indicates frequency in CFR15.205/IC8.10 Restricted Band

Pk - Peak detector

RMS - RMS detection



DATA

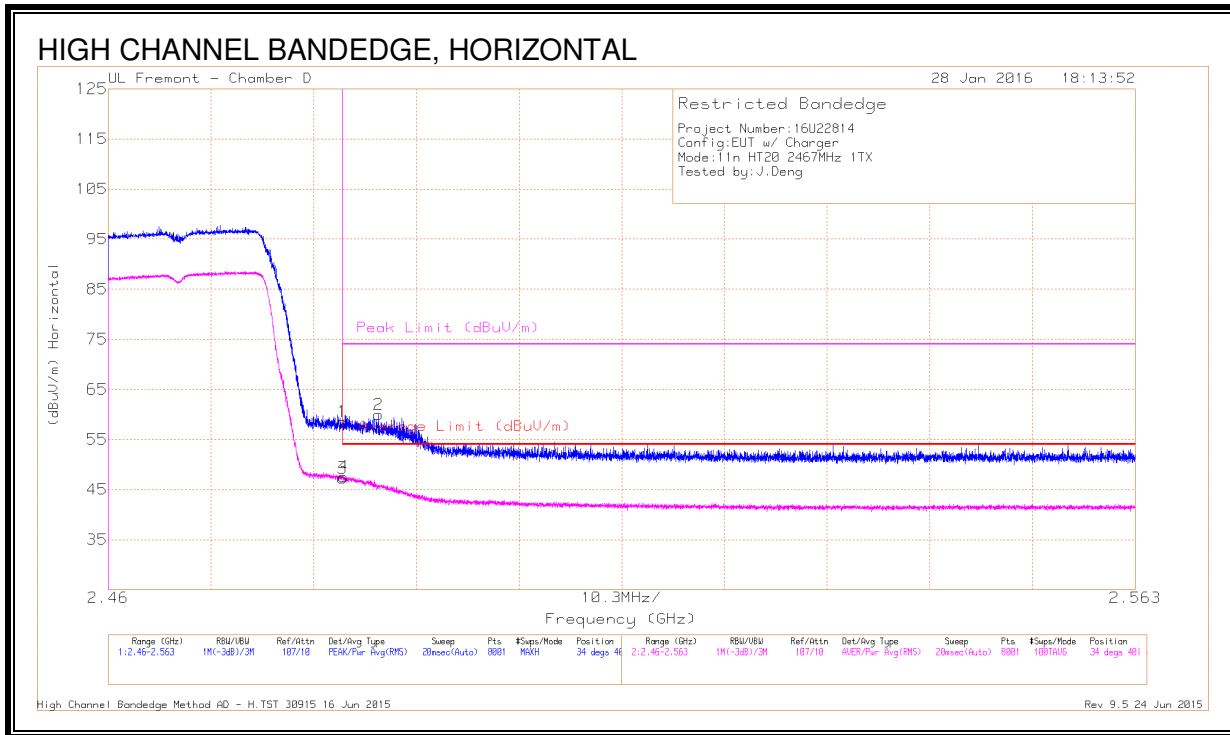
Marker	Frequency (GHz)	Meter Reading (dBuV)	Det	AF T344 (dB/m)	Amp/Cbl/Filtr/Pad (dB)	Corrected Reading (dBuV/m)	Average Limit (dBuV/m)	Margin (dB)	Peak Limit (dBuV/m)	PK Margin (dB)	Azimuth (Degs)	Height (cm)	Polarity
1	* 2.484	51.01	Pk	32.2	-20.5	62.71	-	-	74	-11.29	22	313	V
2	* 2.484	52.53	Pk	32.2	-20.5	64.23	-	-	74	-9.77	22	313	V
3	* 2.484	39.05	RMS	32.2	-20.5	50.75	54	-3.25	-	-	22	313	V
4	* 2.484	39.36	RMS	32.2	-20.5	51.06	54	-2.94	-	-	22	313	V

* - indicates frequency in CFR15.205/IC8.10 Restricted Band

Pk - Peak detector

RMS - RMS detection

AUTHORIZED BANDEGE (HIGH CHANNEL, CH 12)



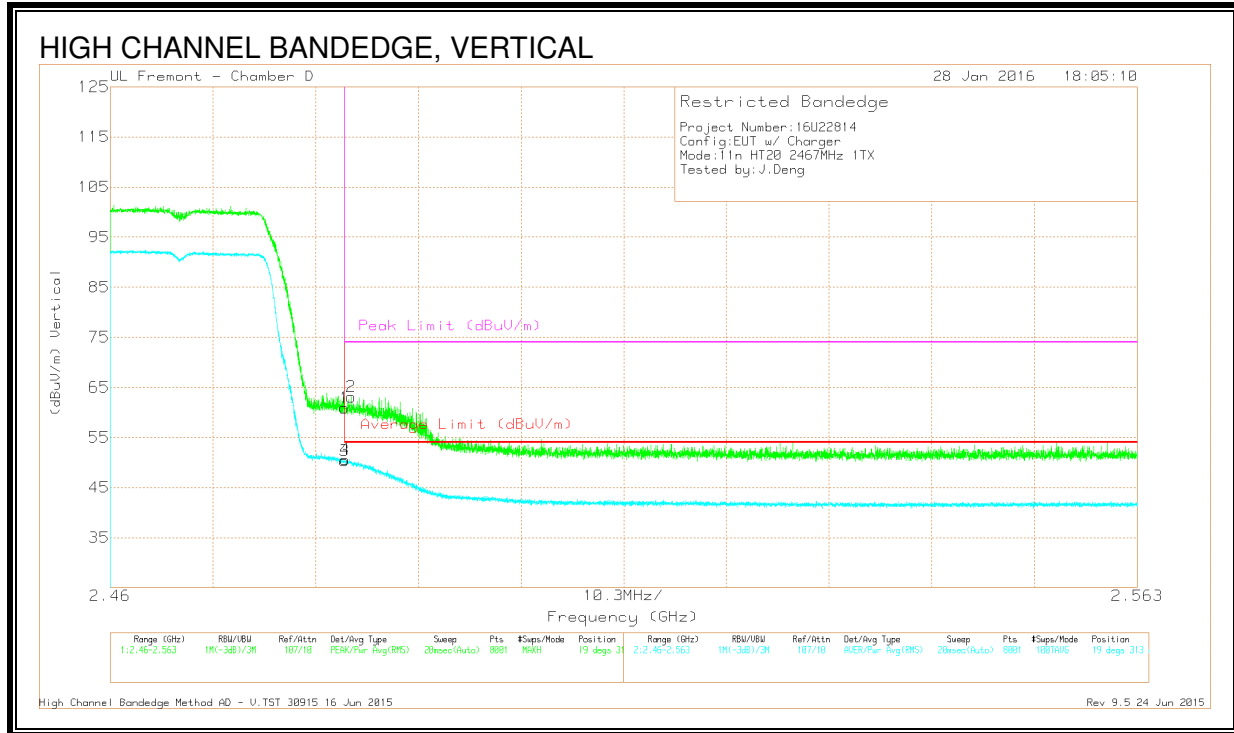
DATA

Marker	Frequency (GHz)	Meter Reading (dBuV)	Det	AF T344 (dB/m)	Amp/Cbl/Filtr/Pad (dB)	Corrected Reading (dBuV/m)	Average Limit (dBuV/m)	Margin (dB)	Peak Limit (dBuV/m)	PK Margin (dB)	Azimuth (Degs)	Height (cm)	Polarity
1	* 2.484	46.86	Pk	32.2	-20.5	58.56	-	-	74	-15.44	34	401	H
3	* 2.484	35.62	RMS	32.2	-20.5	47.32	54	-6.68	-	-	34	401	H
4	* 2.484	35.87	RMS	32.2	-20.5	47.57	54	-6.43	-	-	34	401	H
2	* 2.487	48.39	Pk	32.2	-20.6	59.99	-	-	74	-14.01	34	401	H

* - indicates frequency in CFR15.205/IC8.10 Restricted Band

Pk - Peak detector

RMS - RMS detection



DATA

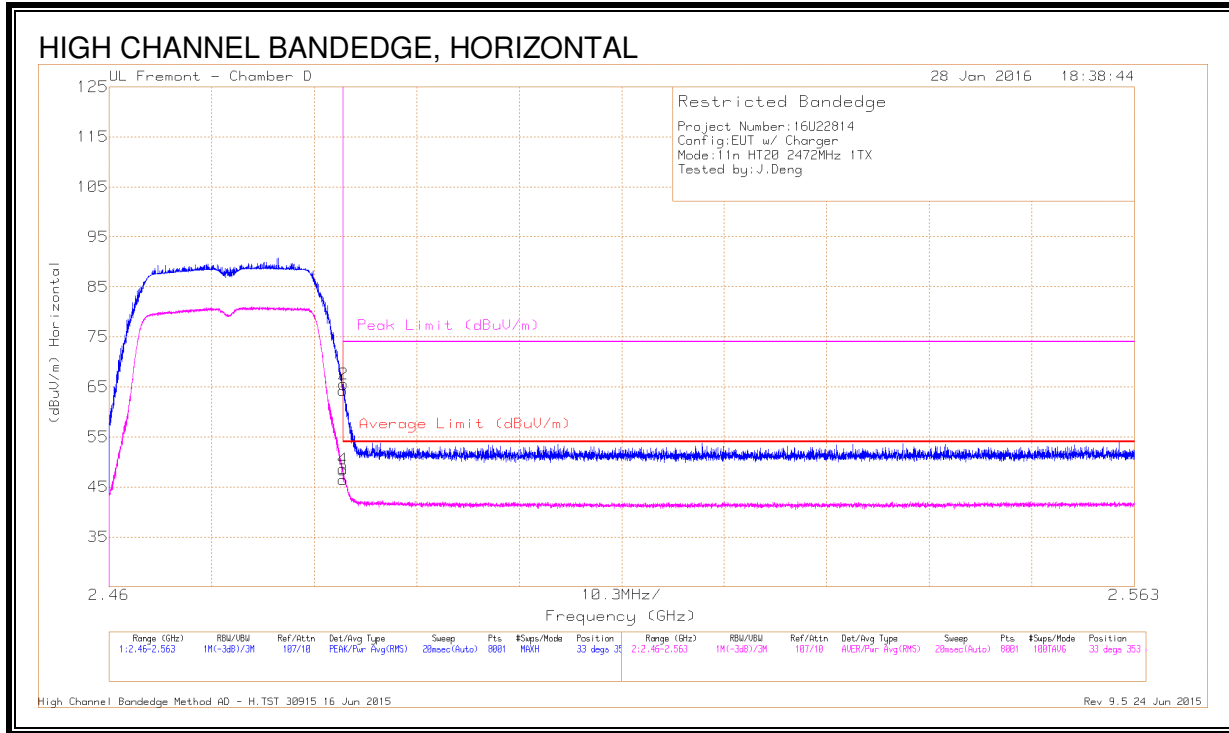
Marker	Frequency (GHz)	Meter Reading (dBuV)	Det	AF T344 (dB/m)	Amp/Cbl/Ftr/Pad (dB)	Corrected Reading (dBuV/m)	Average Limit (dBuV/m)	Margin (dB)	Peak Limit (dBuV/m)	PK Margin (dB)	Azimuth (Degs)	Height (cm)	Polarity
1	* 2.484	49.22	Pk	32.2	-20.5	60.92	-	-	74	-13.08	19	313	V
2	* 2.484	51.41	Pk	32.2	-20.5	63.11	-	-	74	-10.89	19	313	V
3	* 2.484	38.69	RMS	32.2	-20.5	50.39	54	-3.61	-	-	19	313	V
4	* 2.484	38.89	RMS	32.2	-20.5	50.59	54	-3.41	-	-	19	313	V

* - indicates frequency in CFR15.205/IC8.10 Restricted Band

Pk - Peak detector

RMS - RMS detection

AUTHORIZED BANDEDGE (HIGH CHANNEL, CH 13)



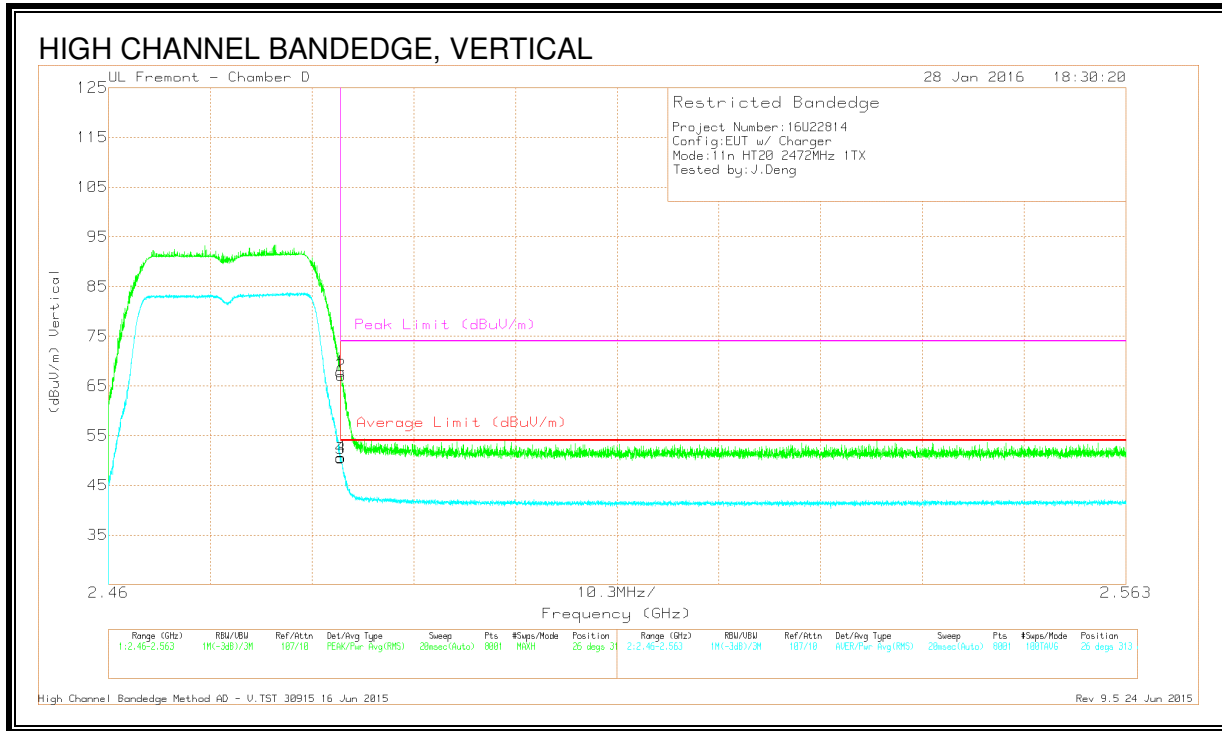
DATA

Marker	Frequency (GHz)	Meter Reading (dBuV)	Det	AF T344 (dB/m)	Amp/Cbl/Filtr/Pad (dB)	Corrected Reading (dBuV/m)	Average Limit (dBuV/m)	Margin (dB)	Peak Limit (dBuV/m)	PK Margin (dB)	Azimuth (Degs)	Height (cm)	Polarity
1	* 2.484	52.57	Pk	32.2	-20.5	64.27	-	-	74	-9.73	33	353	H
2	* 2.484	53.86	Pk	32.2	-20.5	65.56	-	-	74	-8.44	33	353	H
3	* 2.484	34.69	RMS	32.2	-20.5	46.39	54	-7.61	-	-	33	353	H
4	* 2.484	36.89	RMS	32.2	-20.5	48.59	54	-5.41	-	-	33	353	H

* - indicates frequency in CFR15.205/IC8.10 Restricted Band

Pk - Peak detector

RMS - RMS detection



DATA

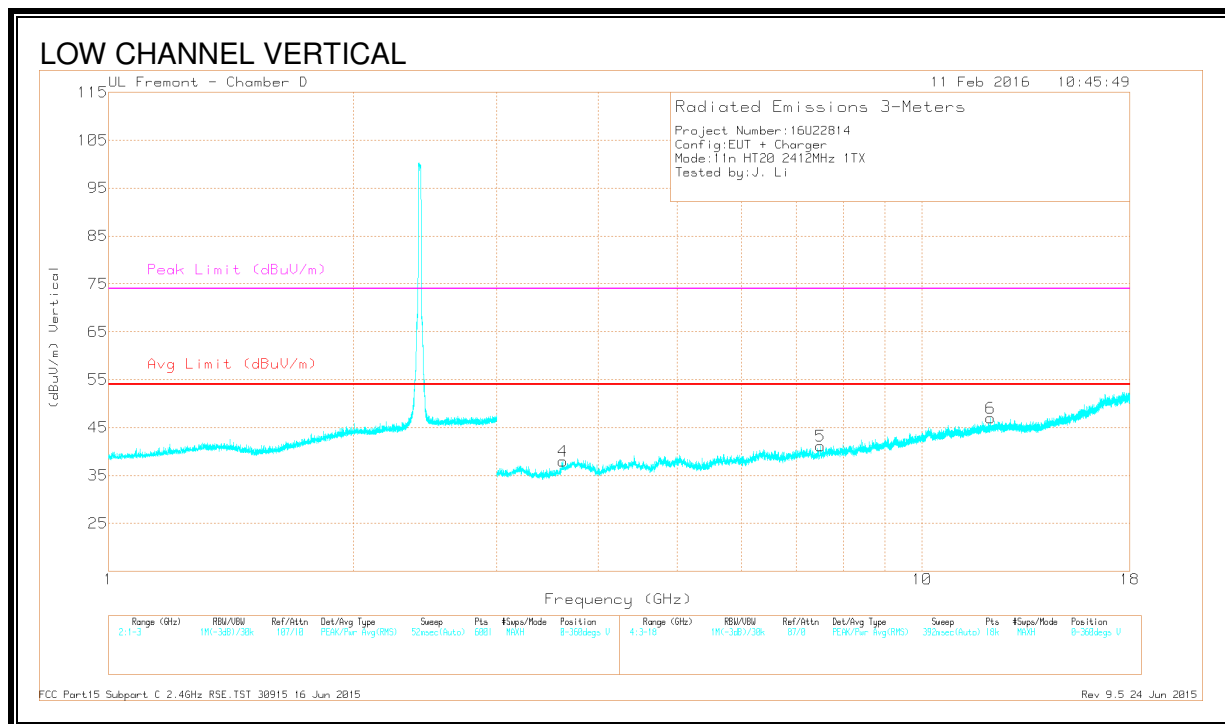
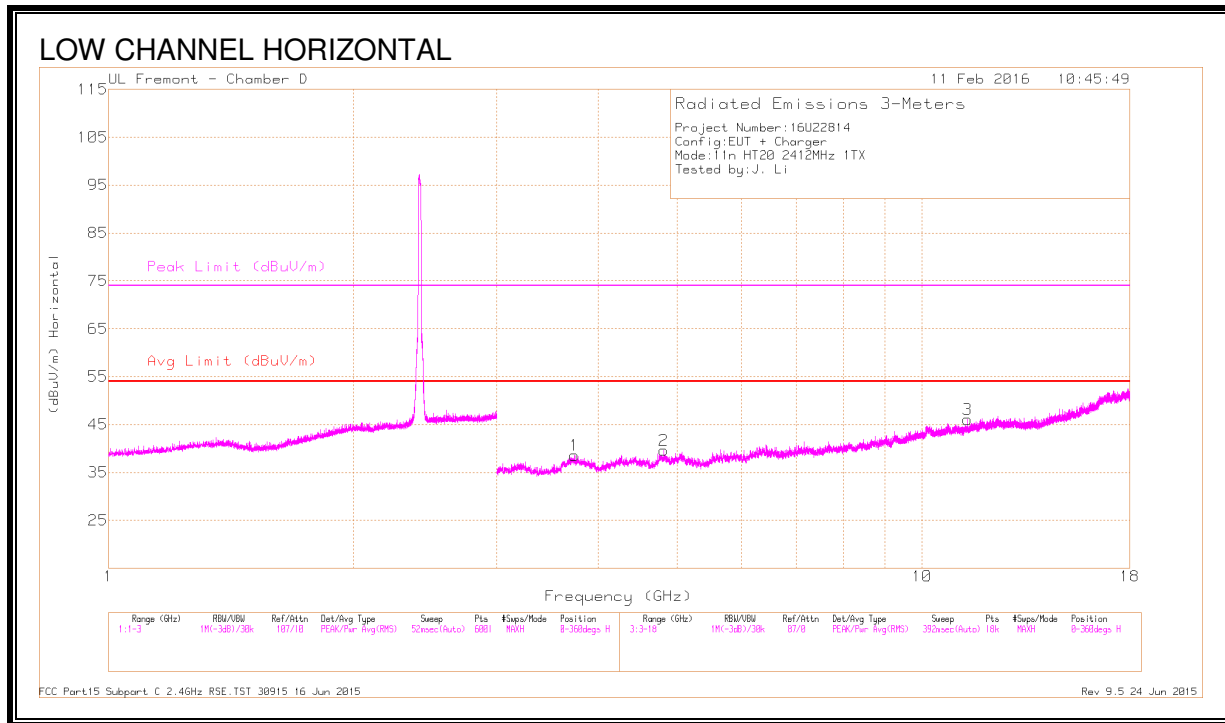
Marker	Frequency (GHz)	Meter Reading (dBuV)	Det	AF T344 (dB/m)	Amp/Cbl/Filtr/Pad (dB)	Corrected Reading (dBuV/m)	Average Limit (dBuV/m)	Margin (dB)	Peak Limit (dBuV/m)	PK Margin (dB)	Azimuth (Degs)	Height (cm)	Polarity
1	* 2.484	56.14	Pk	32.2	-20.5	67.84	-	-	74	-6.16	26	313	V
2	* 2.484	55.41	Pk	32.2	-20.5	67.11	-	-	74	-6.89	26	313	V
3	* 2.484	38.72	RMS	32.2	-20.5	50.42	54	-3.58	-	-	26	313	V
4	* 2.484	38.9	RMS	32.2	-20.5	50.6	54	-3.4	-	-	26	313	V

* - indicates frequency in CFR15.205/IC8.10 Restricted Band

Pk - Peak detector

RMS - RMS detection

HARMONICS AND SPURIOUS EMISSIONS LOW CHANNEL, CH 1



DATA

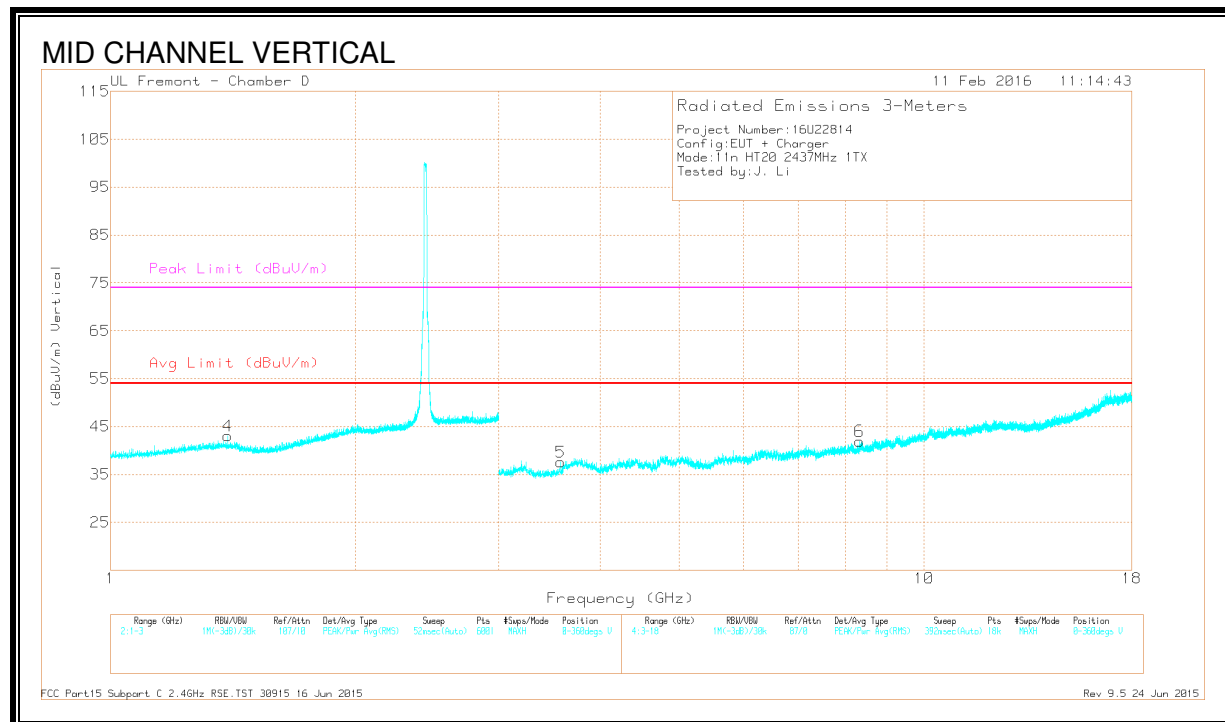
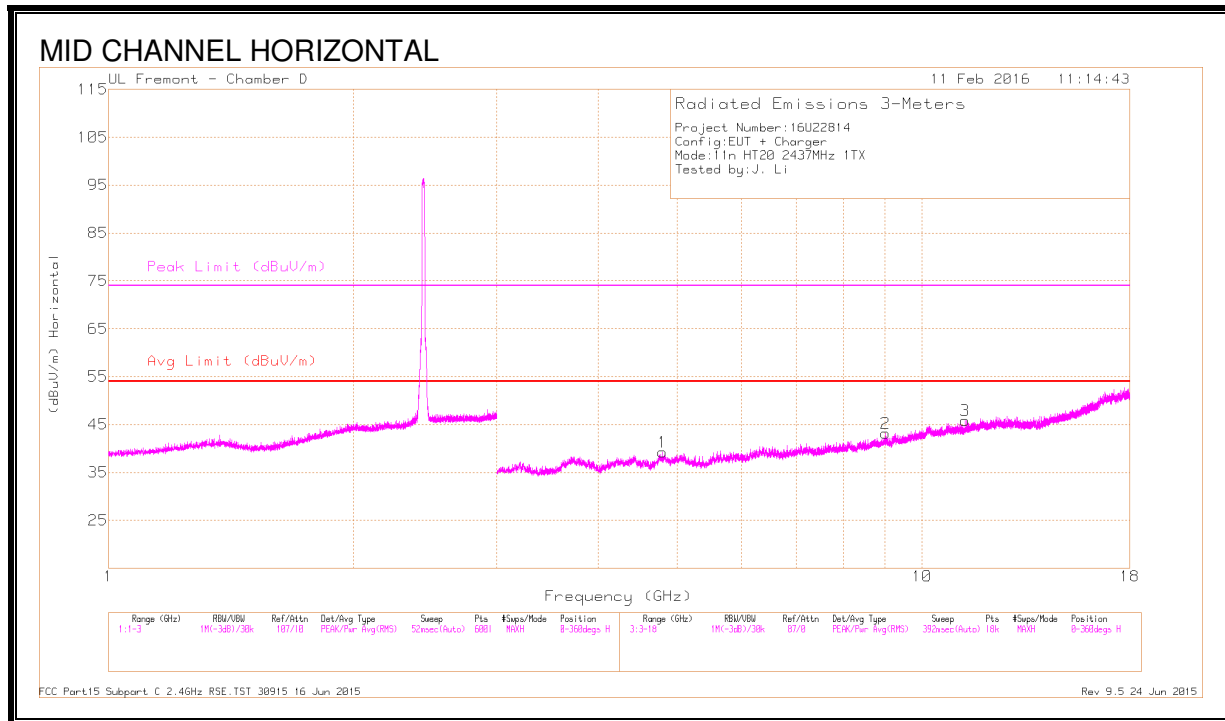
Marker	Frequency (GHz)	Meter Reading (dBuV)	Det	AF T712 (dB/m)	Amp/Cbl/Fitr/Pad (dB)	Corrected Reading (dBuV/m)	Avg Limit (dBuV/m)	Margin (dB)	Peak Limit (dBuV/m)	PK Margin (dB)	Azimuth (Degs)	Height (cm)	Polarity
1	* 3.736	38.9	PK2	33.5	-28.4	44	-	-	74	-30	88	134	H
	* 3.737	27.39	MAv1	33.5	-28.4	32.49	54	-21.51	-	-	88	134	H
2	* 4.811	37.77	PK2	34.1	-26.8	45.07	-	-	74	-28.93	278	132	H
	* 4.808	26.57	MAv1	34.1	-26.8	33.87	54	-20.13	-	-	278	132	H
3	* 11.372	34.36	PK2	38.3	-21	51.66	-	-	74	-22.34	151	189	H
	* 11.372	23.42	MAv1	38.3	-21	40.72	54	-13.28	-	-	151	189	H
4	* 3.618	38.48	PK2	33.3	-28.3	43.48	-	-	74	-30.52	256	270	V
	* 3.618	27.6	MAv1	33.3	-28.3	32.6	54	-21.4	-	-	256	270	V
5	* 7.505	36.13	PK2	35.7	-24.5	47.33	-	-	74	-26.67	138	324	V
	* 7.503	24.9	MAv1	35.7	-24.5	36.1	54	-17.9	-	-	138	324	V
6	* 12.138	34.62	PK2	39	-20.5	53.12	-	-	74	-20.88	96	120	V
	* 12.138	23.3	MAv1	39	-20.5	41.8	54	-12.2	-	-	96	120	V

* - indicates frequency in CFR15.205/IC8.10 Restricted Band

PK2 - KDB558074 Method: Maximum Peak

MAv1 - KDB558074 Option 1 Maximum RMS Average

HARMONICS AND SPURIOUS EMISSIONS MID CHANNEL, CH 6



DATA

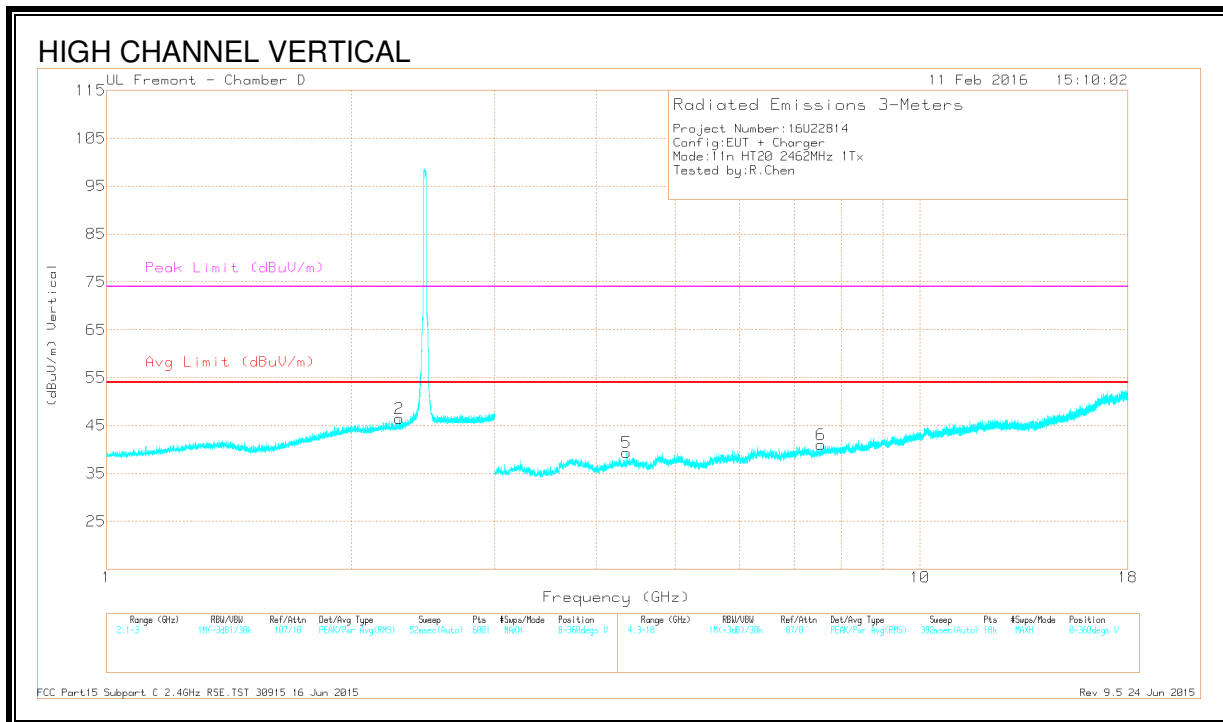
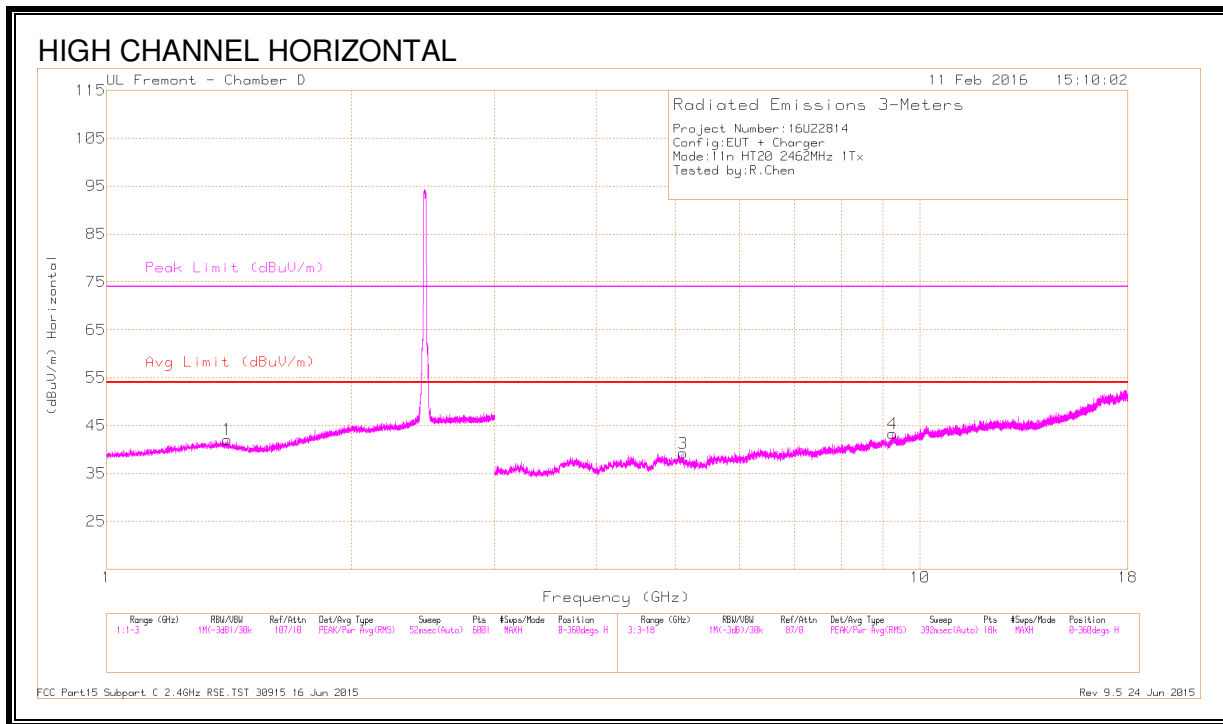
Marker	Frequency (GHz)	Meter Reading (dBuV)	Det	AF T712 (dB/m)	Amp/Cbl/ Fitr/Pad (dB)	Corrected Reading (dBuV/m)	Avg Limit (dBuV/m)	Margin (dB)	Peak Limit (dBuV/m)	PK Margin (dB)	Azimuth (Degs)	Height (cm)	Polarity
4	* 1.392	42.01	PK2	29	-21.9	49.11	-	-	74	-24.89	310	158	V
	* 1.393	30.3	MAv1	29	-21.9	37.4	54	-16.6	-	-	310	158	V
1	* 4.799	37.66	PK2	34.1	-26.7	45.06	-	-	74	-28.94	227	134	H
	* 4.8	26.24	MAv1	34.1	-26.7	33.64	54	-20.36	-	-	227	134	H
2	* 9.016	34.05	PK2	36.1	-21.5	48.65	-	-	74	-25.35	216	129	H
	* 9.015	23.46	MAv1	36.1	-21.6	37.96	54	-16.04	-	-	216	129	H
3	* 11.297	34.2	PK2	38.3	-20.5	52	-	-	74	-22	347	272	H
	* 11.297	23.06	MAv1	38.3	-20.5	40.86	54	-13.14	-	-	347	272	H
5	* 3.576	38.84	PK2	33.2	-28	44.04	-	-	74	-29.96	254	210	V
	* 3.575	27.39	MAv1	33.2	-28	32.59	54	-21.41	-	-	254	210	V
6	* 8.333	35.47	PK2	35.8	-23.2	48.07	-	-	74	-25.93	76	135	V
	* 8.331	24.34	MAv1	35.8	-23.3	36.84	54	-17.16	-	-	76	135	V

* - indicates frequency in CFR15.205/IC8.10 Restricted Band

PK2 - KDB558074 Method: Maximum Peak

MAv1 - KDB558074 Option 1 Maximum RMS Average

HARMONICS AND SPURIOUS EMISSIONS HIGH CHANNEL, CH 11



DATA

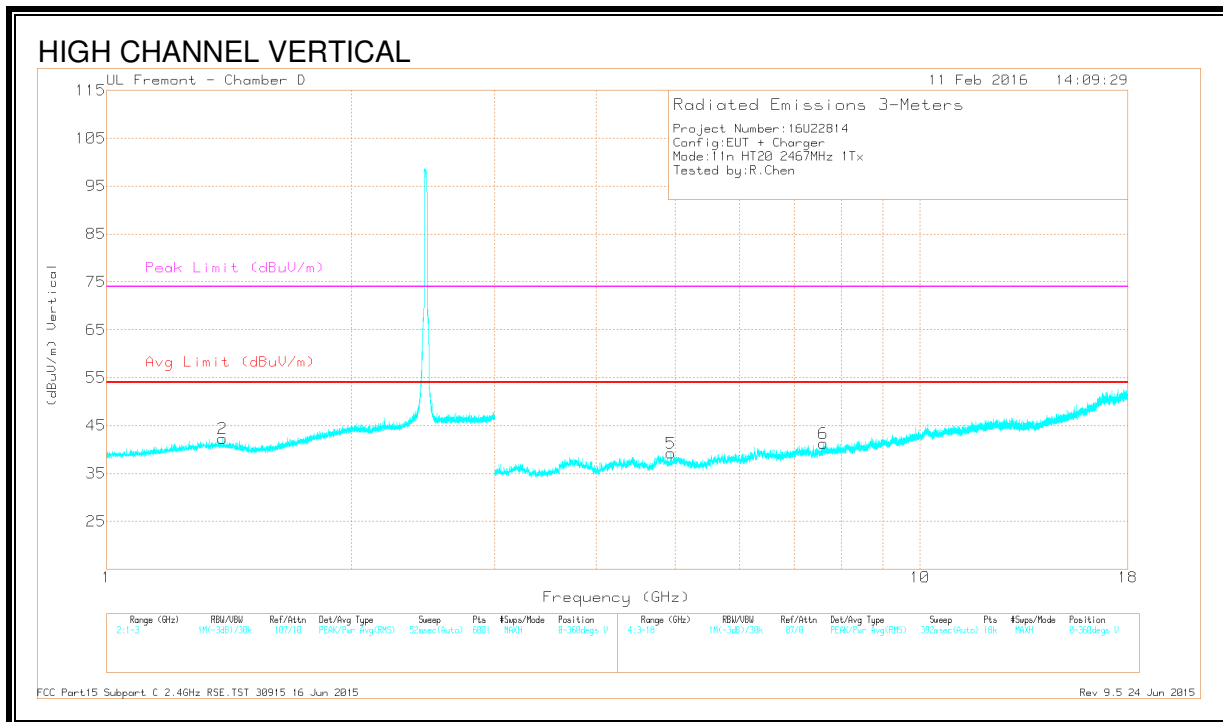
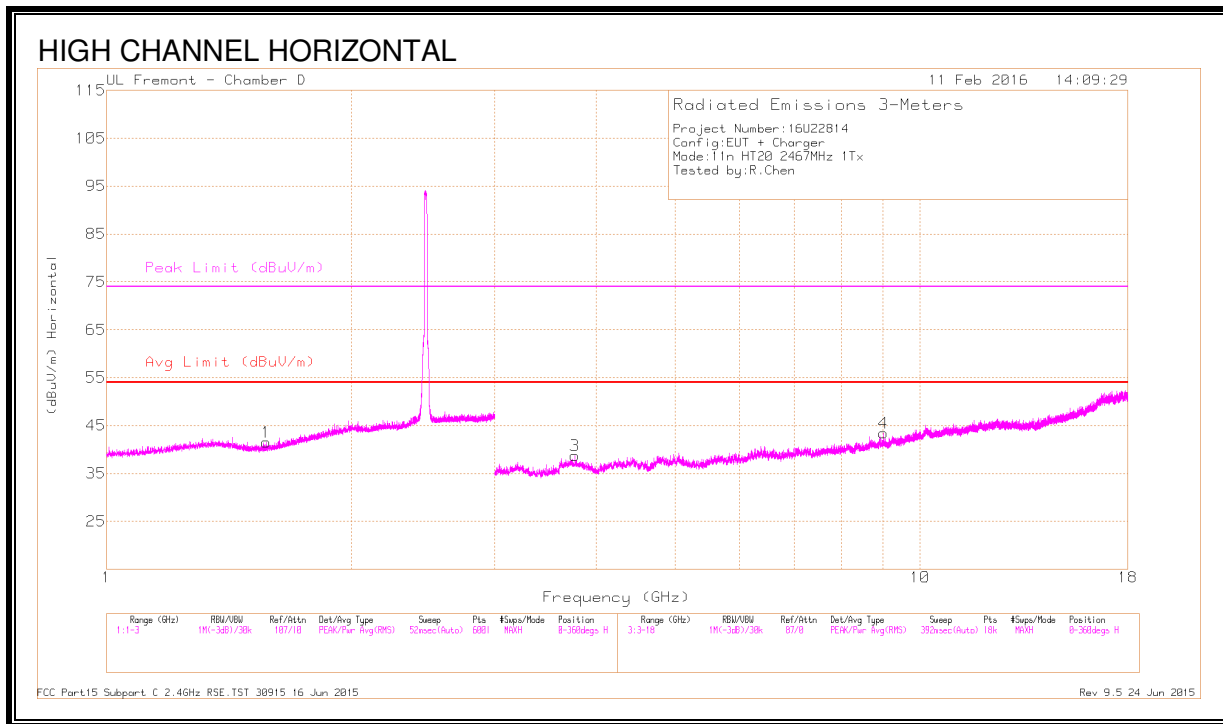
Marker	Frequency (GHz)	Meter Reading (dBuV)	Det	AF T712 (dB/m)	Amp/Cbl/ Fitr/Pad (dB)	Corrected Reading (dBuV/m)	Avg Limit (dBuV/m)	Margin (dB)	Peak Limit (dBuV/m)	PK Margin (dB)	Azimuth (Degs)	Height (cm)	Polarity
1	* 1.406	41.74	PK2	28.9	-21.9	48.74	-	-	74	-25.26	141	158	H
	* 1.406	29.9	MAv1	28.9	-21.9	36.9	54	-17.1	-	-	141	158	H
2	* 2.29	42.13	PK2	31.4	-20.8	52.73	-	-	74	-21.27	47	200	V
	* 2.292	30.32	MAv1	31.4	-20.8	40.92	54	-13.08	-	-	47	200	V
3	* 5.11	37.73	PK2	34.1	-27	44.83	-	-	74	-29.17	200	143	H
	* 5.109	27.08	MAv1	34.1	-27	34.18	54	-19.82	-	-	200	143	H
5	* 4.359	38.43	PK2	33.8	-28.3	43.93	-	-	74	-30.07	37	102	V
	* 4.361	26.5	MAv1	33.8	-28.3	32	54	-22	-	-	37	102	V
6	* 7.549	35.86	PK2	35.7	-24.7	46.86	-	-	74	-27.14	111	316	V
	* 7.548	24.27	MAv1	35.7	-24.7	35.27	54	-18.73	-	-	111	316	V
4	9.254	22.81	MAv1	36.3	-20.3	38.81	-	-	-	-	200	102	H
	9.255	33.95	PK2	36.3	-20.3	49.95	-	-	-	-	200	102	H

* - indicates frequency in CFR15.205/IC8.10 Restricted Band

PK2 - KDB558074 Method: Maximum Peak

MAv1 - KDB558074 Option 1 Maximum RMS Average

HARMONICS AND SPURIOUS EMISSIONS HIGH CHANNEL, CH 12



DATA

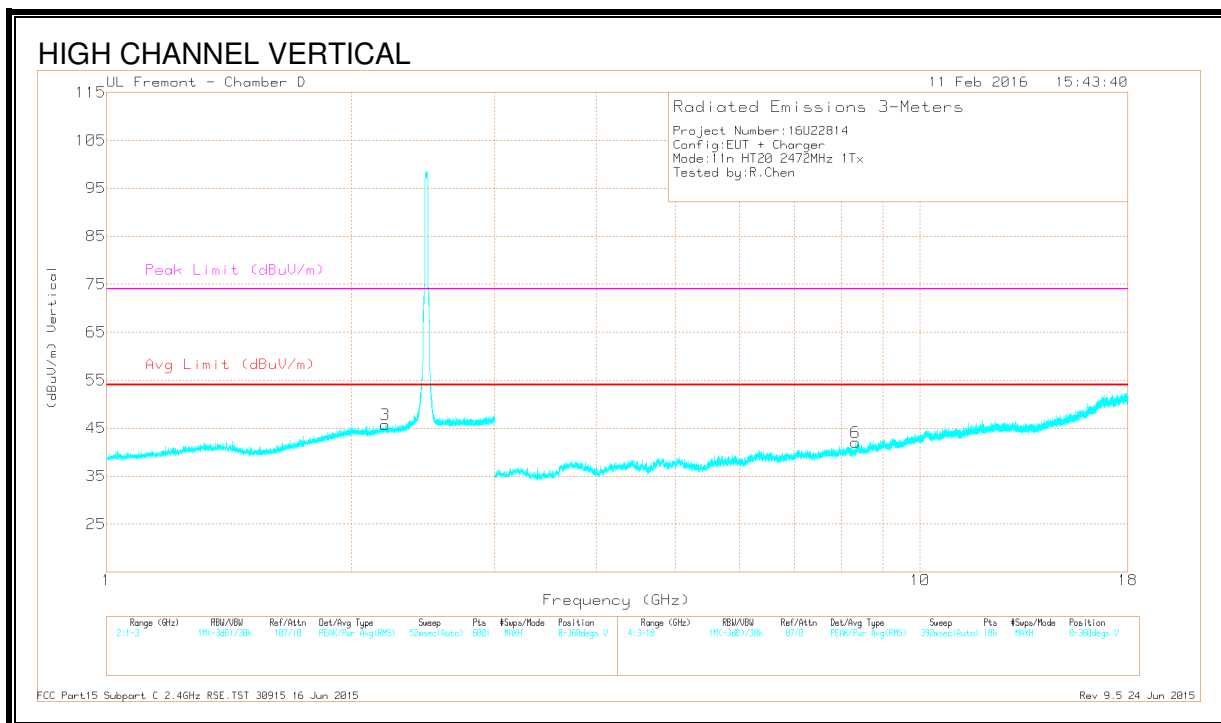
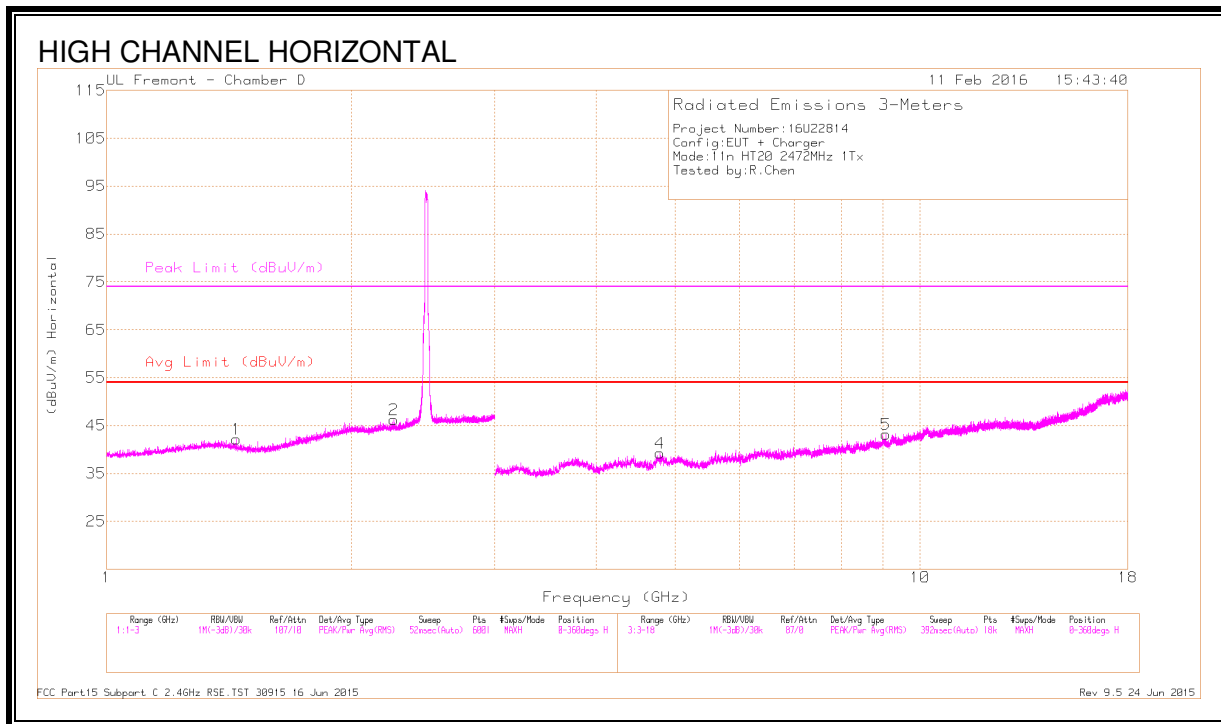
Marker	Frequency (GHz)	Meter Reading (dBuV)	Det	AF T712 (dB/m)	Amp/Cbl/ Fitr/Pad (dB)	Corrected Reading (dBuV/m)	Avg Limit (dBuV/m)	Margin (dB)	Peak Limit (dBuV/m)	PK Margin (dB)	Azimuth (Degs)	Height (cm)	Polarity
1	* 1.571	41.57	PK2	28	-21.7	47.87	-	-	74	-26.13	84	138	H
	* 1.57	29.73	MAv1	28	-21.7	36.03	54	-17.97	-	-	84	138	H
2	* 1.39	42.23	PK2	29	-21.9	49.33	-	-	74	-24.67	191	143	V
	* 1.39	30.41	MAv1	29	-21.9	37.51	54	-16.49	-	-	191	143	V
4	* 9.017	34.3	PK2	36.1	-21.4	49	-	-	74	-25	306	200	H
	* 9.017	22.82	MAv1	36.1	-21.4	37.52	54	-16.48	-	-	306	200	H
3	* 3.764	38.75	PK2	33.5	-28.1	44.15	-	-	74	-29.85	110	161	H
	* 3.761	26.59	MAv1	33.5	-28.1	31.99	54	-22.01	-	-	110	161	H
5	* 4.942	37.65	PK2	34.1	-27.8	43.95	-	-	74	-30.05	27	394	V
	* 4.94	26.14	MAv1	34.1	-27.8	32.44	54	-21.56	-	-	27	394	V
6	* 7.605	35.77	PK2	35.8	-24.6	46.97	-	-	74	-27.03	66	140	V
	* 7.602	24.37	MAv1	35.8	-24.6	35.57	54	-18.43	-	-	66	140	V

* - indicates frequency in CFR15.205/IC8.10 Restricted Band

PK2 - KDB558074 Method: Maximum Peak

MAv1 - KDB558074 Option 1 Maximum RMS Average

HARMONICS AND SPURIOUS EMISSIONS HIGH CHANNEL, CH 13



DATA

Marker	Frequency (GHz)	Meter Reading (dBuV)	Det	AF T712 (dB/m)	Amp/Cbl/ Fitr/Pad (dB)	Corrected Reading (dBuV/m)	Avg Limit (dBuV/m)	Margin (dB)	Peak Limit (dBuV/m)	PK Margin (dB)	Azimuth (Degs)	Height (cm)	Polarity
1	* 1.443	41.9	PK2	28.5	-21.8	48.6	-	-	74	-25.4	169	175	H
	* 1.443	29.77	MAv1	28.5	-21.8	36.47	54	-17.53	-	-	169	175	H
2	* 2.255	41.95	PK2	31.5	-20.8	52.65	-	-	74	-21.35	56	181	H
	* 2.258	29.72	MAv1	31.5	-20.8	40.42	54	-13.58	-	-	56	181	H
3	* 2.202	42.01	PK2	31.6	-20.9	52.71	-	-	74	-21.29	232	152	V
	* 2.202	30.21	MAv1	31.6	-20.9	40.91	54	-13.09	-	-	232	152	V
5	* 9.078	34.36	PK2	36.2	-21.8	48.76	-	-	74	-25.24	278	228	H
	* 9.078	23.38	MAv1	36.2	-21.8	37.78	54	-16.22	-	-	278	228	H
4	* 4.793	37.46	PK2	34.1	-26.6	44.96	-	-	74	-29.04	278	185	H
	* 4.791	26.51	MAv1	34	-26.6	33.91	54	-20.09	-	-	278	185	H
6	* 8.337	35.2	PK2	35.8	-23.1	47.9	-	-	74	-26.1	317	146	V
	* 8.336	23.64	MAv1	35.8	-23.1	36.34	54	-17.66	-	-	317	146	V

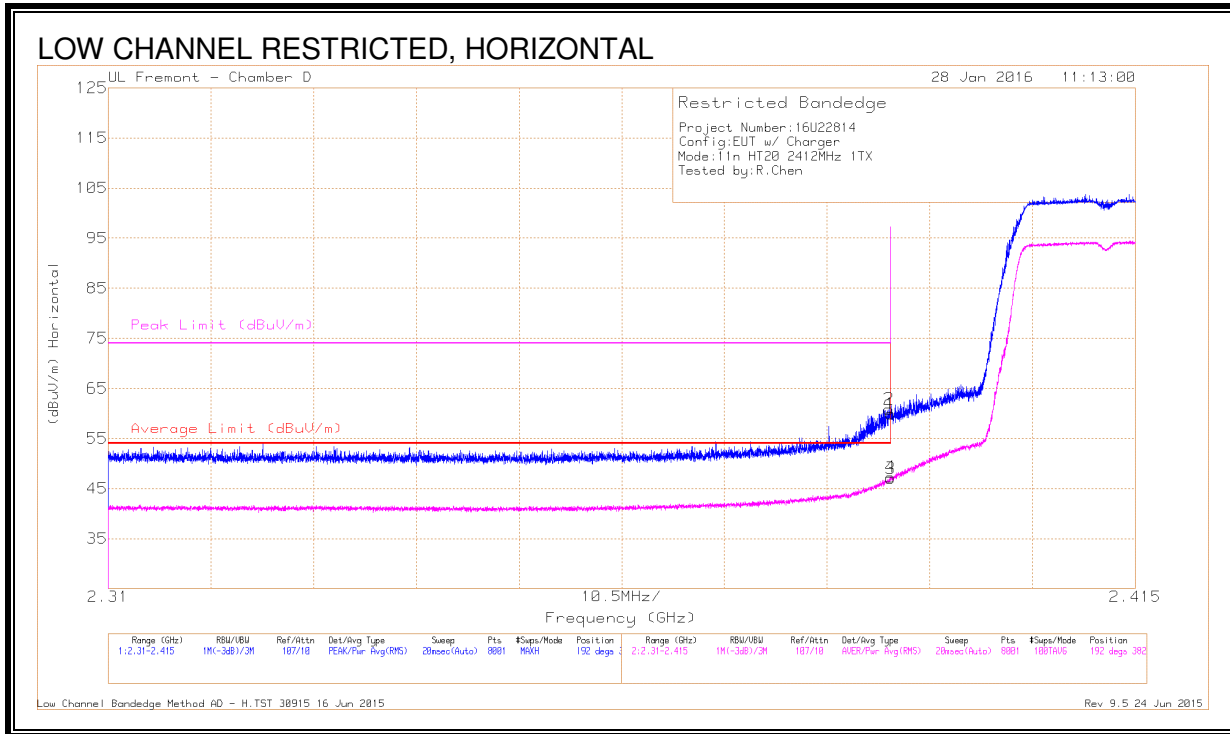
* - indicates frequency in CFR15.205/IC8.10 Restricted Band

PK2 - KDB558074 Method: Maximum Peak

MAv1 - KDB558074 Option 1 Maximum RMS Average

9.2.5. 802.11n HT20 1Tx MODE IN THE 2.4 GHz BAND CHAIN 1

RESTRICTED BANDEGE (LOW CHANNEL, CH 1)



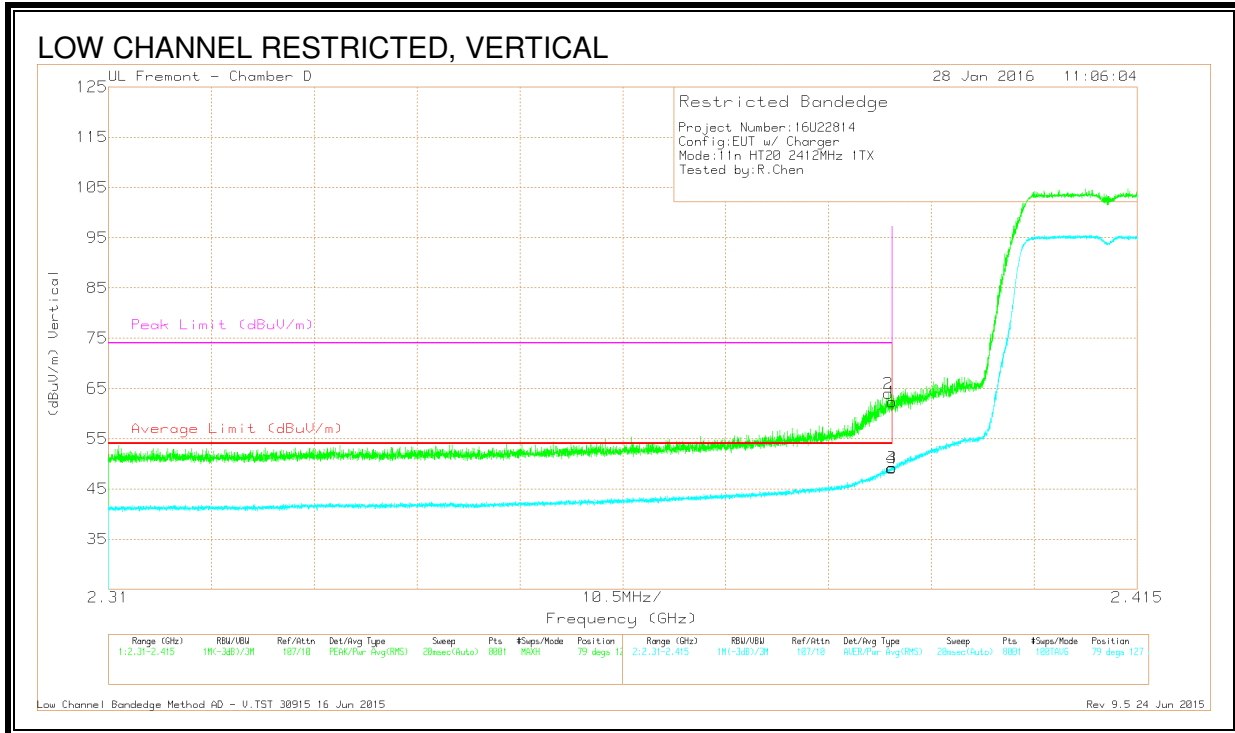
DATA

Marker	Frequency (GHz)	Meter Reading (dBuV)	Det	AF T344 (dB/m)	Amp/Cbl/ Filtr/Pad (dB)	Corrected Reading (dBuV/m)	Average Limit (dBuV/m)	Margin (dB)	Peak Limit (dBuV/m)	PK Margin (dB)	Azimuth (Degs)	Height (cm)	Polarity
1	* 2.39	48.44	Pk	32.1	-20.6	59.94	-	-	74	-14.06	192	382	H
2	* 2.39	49.37	Pk	32.1	-20.6	60.87	-	-	74	-13.13	192	382	H
3	* 2.39	35.55	RMS	32.1	-20.6	47.05	54	-6.95	-	-	192	382	H
4	* 2.39	35.79	RMS	32.1	-20.6	47.29	54	-6.71	-	-	192	382	H

* - indicates frequency in CFR15.205/IC8.10 Restricted Band

Pk - Peak detector

RMS - RMS detection



DATA

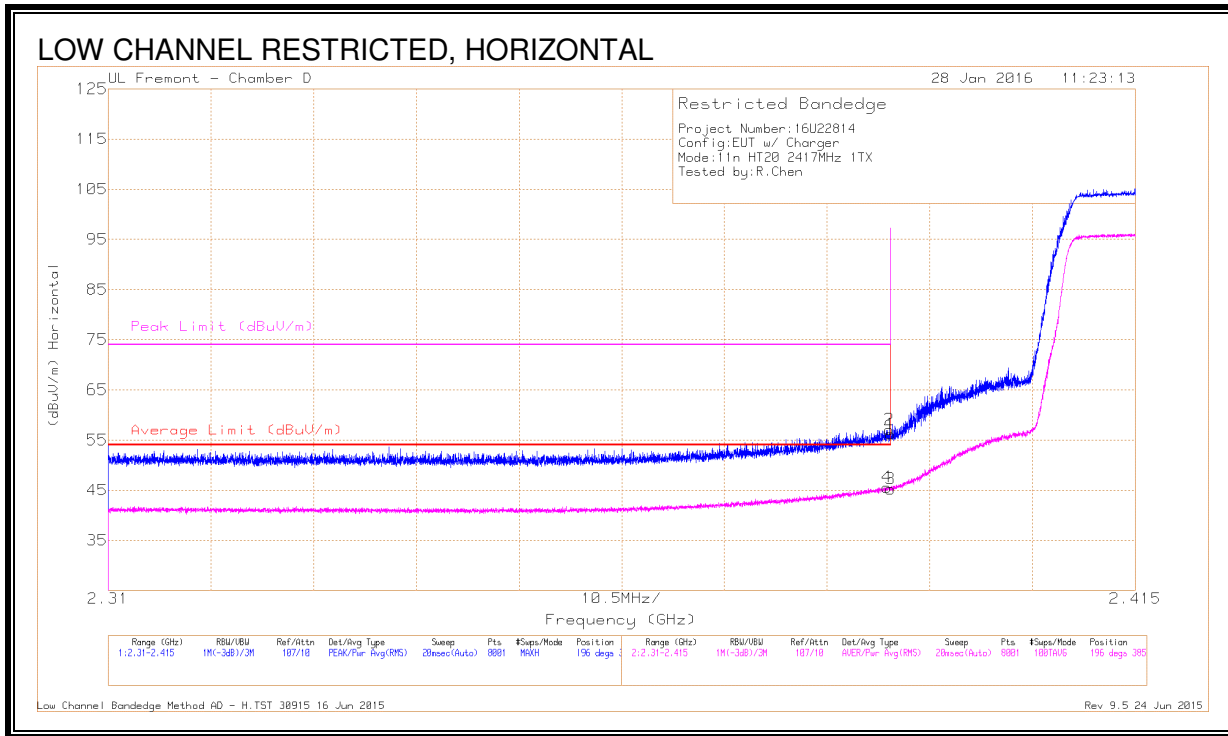
Marker	Frequency (GHz)	Meter Reading (dBuV)	Det	AF T344 (dB/m)	Amp/Cbl/Filtr/Pad (dB)	Corrected Reading (dBuV/m)	Average Limit (dBuV/m)	Margin (dB)	Peak Limit (dBuV/m)	PK Margin (dB)	Azimuth (Degs)	Height (cm)	Polarity
1	* 2.39	50.8	Pk	32.1	-20.6	62.3	-	-	74	-11.7	79	127	V
2	* 2.39	52.51	Pk	32.1	-20.6	64.01	-	-	74	-9.99	79	127	V
3	* 2.39	37.72	RMS	32.1	-20.6	49.22	54	-4.78	-	-	79	127	V
4	* 2.39	37.59	RMS	32.1	-20.6	49.09	54	-4.91	-	-	79	127	V

* - indicates frequency in CFR15.205/IC8.10 Restricted Band

Pk - Peak detector

RMS - RMS detection

RESTRICTED BANDEDGE (LOW CHANNEL, CH 2)



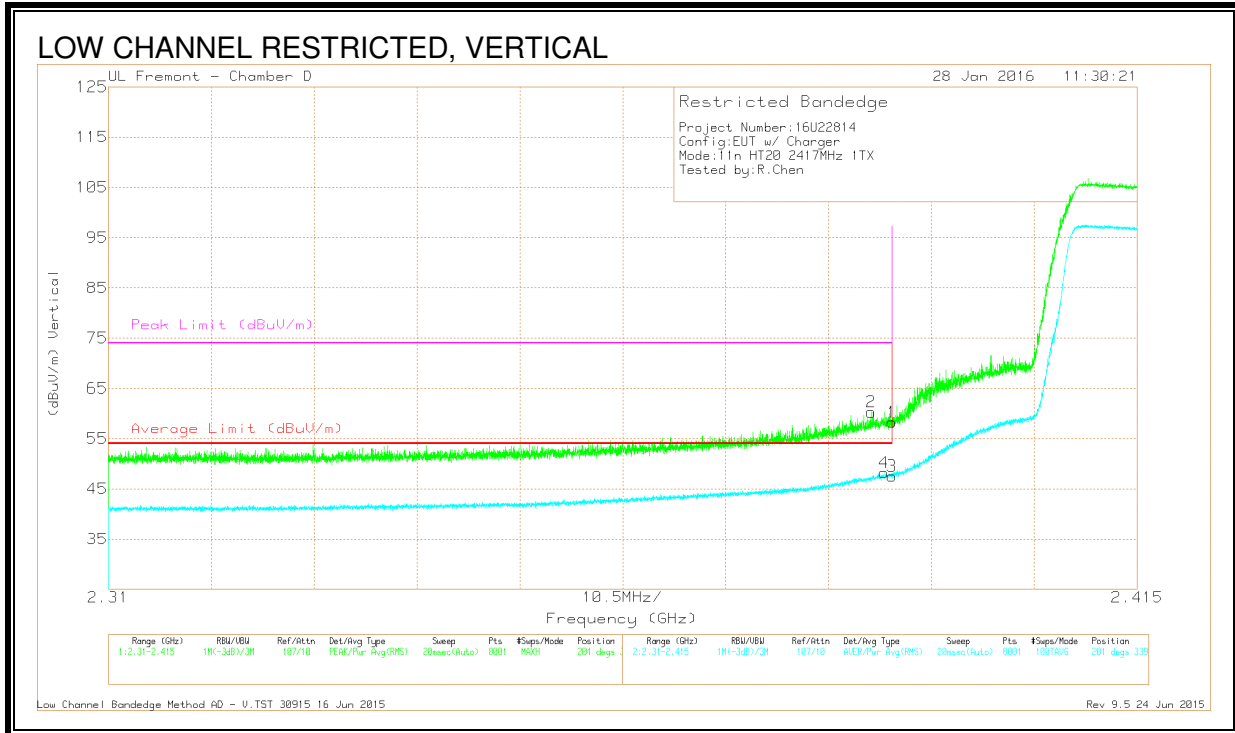
DATA

Marker	Frequency (GHz)	Meter Reading (dBuV)	Det	AFT344 (dB/m)	Amp/Cb/ Fitr/Pad (dB)	Corrected Reading (dBuV/m)	Average Limit (dBuV/m)	Margin (dB)	Peak Limit (dBuV/m)	PK Margin (dB)	Azimuth (Degs)	Height (cm)	Polarity
1	* 2.39	44.68	Pk	32.1	-20.6	56.18	-	-	74	-17.82	196	385	H
2	* 2.39	45.57	Pk	32.1	-20.6	57.07	-	-	74	-16.93	196	385	H
3	* 2.39	33.77	RMS	32.1	-20.6	45.27	54	-8.73	-	-	196	385	H
4	* 2.39	34.12	RMS	32.1	-20.6	45.62	54	-8.38	-	-	196	385	H

* - indicates frequency in CFR15.205/IC8.10 Restricted Band

Pk - Peak detector

RMS - RMS detection



DATA

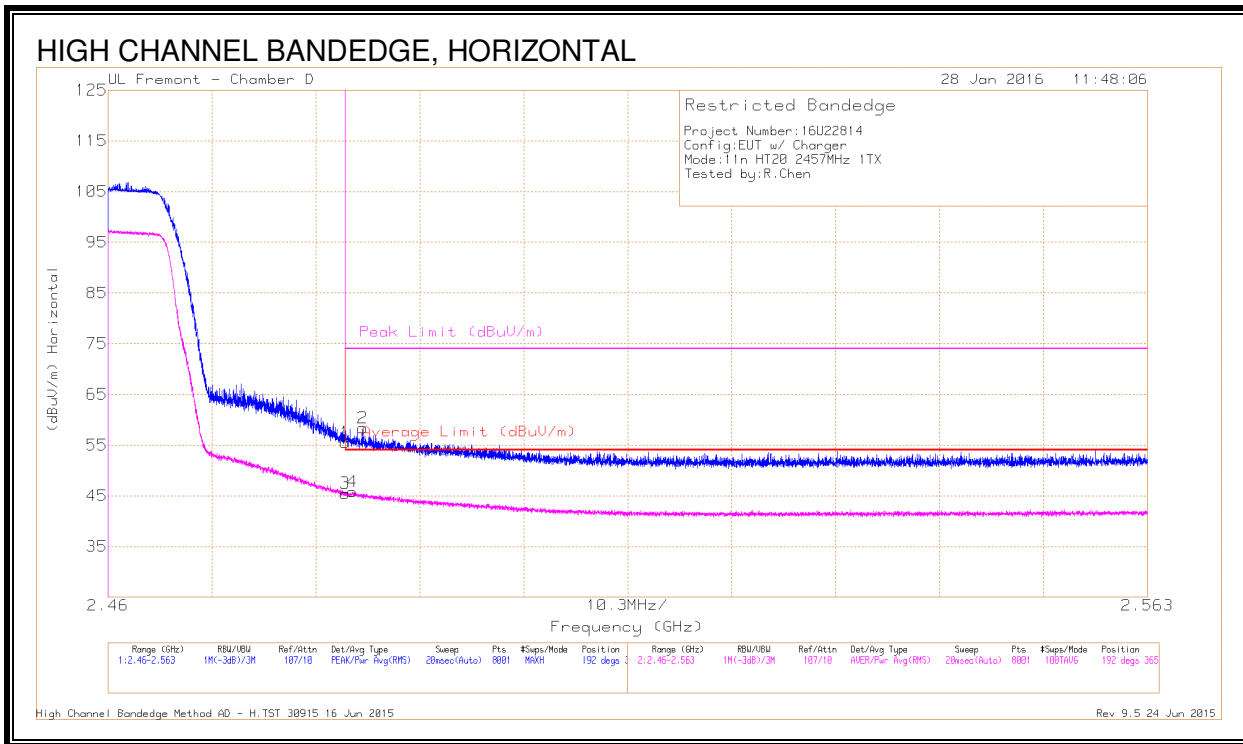
Marker	Frequency (GHz)	Meter Reading (dBuV)	Det	AF T344 (dB/m)	Amp/Cbl/ Ftr/Pad (dB)	Corrected Reading (dBuV/m)	Average Limit (dBuV/m)	Margin (dB)	Peak Limit (dBuV/m)	PK Margin (dB)	Azimuth (Degs)	Height (cm)	Polarity
2	* 2.388	48.8	Pk	32.1	-20.6	60.3	-	-	74	-13.7	201	339	V
4	* 2.389	36.72	RMS	32.1	-20.6	48.22	54	-5.78	-	-	201	339	V
1	* 2.39	46.75	Pk	32.1	-20.6	58.25	-	-	74	-15.75	201	339	V
3	* 2.39	36.03	RMS	32.1	-20.6	47.53	54	-6.47	-	-	201	339	V

* - indicates frequency in CFR15.205/IC8.10 Restricted Band

Pk - Peak detector

RMS - RMS detection

AUTHORIZED BANDEGE (HIGH CHANNEL, CH 10)



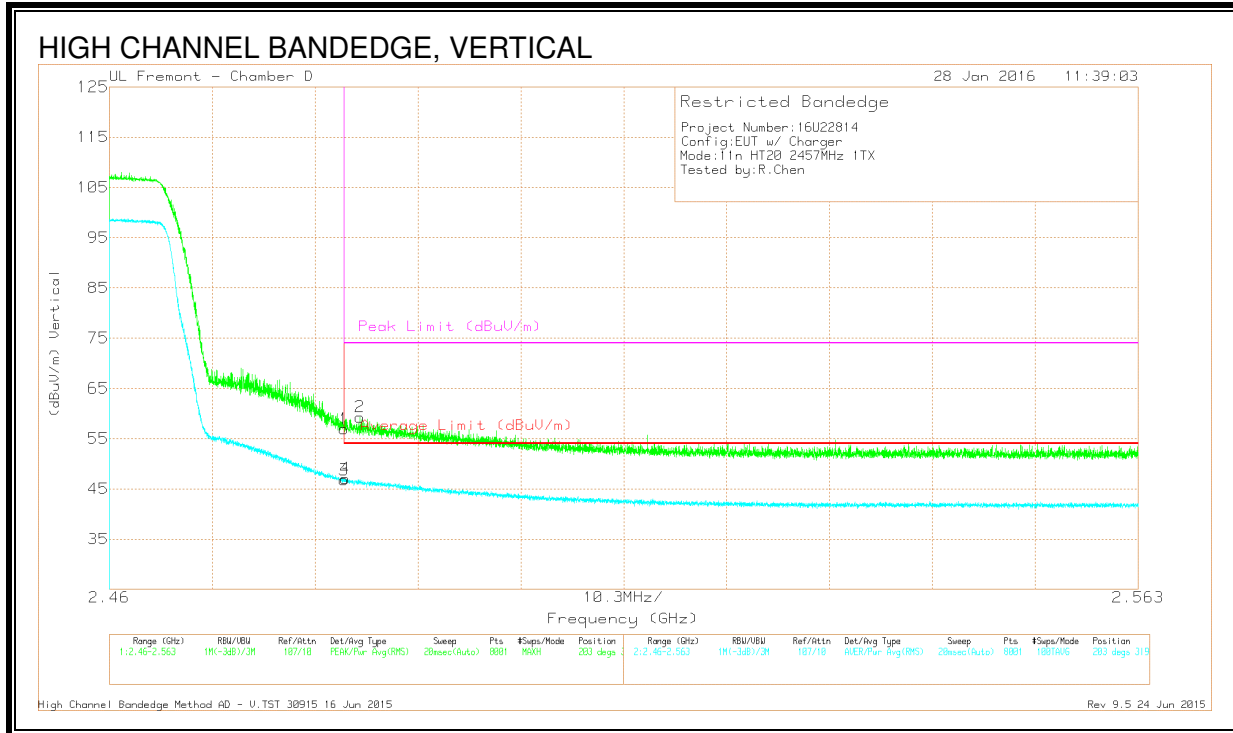
DATA

Marker	Frequency (GHz)	Meter Reading (dBuV)	Det	AF T344 (dB/m)	Amp/Cbl/ Ftr/Pad (dB)	Corrected Reading (dBuV/m)	Average Limit (dBuV/m)	Margin (dB)	Peak Limit (dBuV/m)	PK Margin (dB)	Azimuth (Degs)	Height (cm)	Polarity
1	* 2.484	43.84	Pk	32.2	-20.5	55.54	-	-	74	-18.46	192	365	H
3	* 2.484	33.79	RMS	32.2	-20.5	45.49	54	-8.51	-	-	192	365	H
4	* 2.484	34.09	RMS	32.2	-20.5	45.79	54	-8.21	-	-	192	365	H
2	* 2.485	46.8	Pk	32.2	-20.6	58.4	-	-	74	-15.6	192	365	H

* - indicates frequency in CFR15.205/IC8.10 Restricted Band

Pk - Peak detector

RMS - RMS detection



DATA

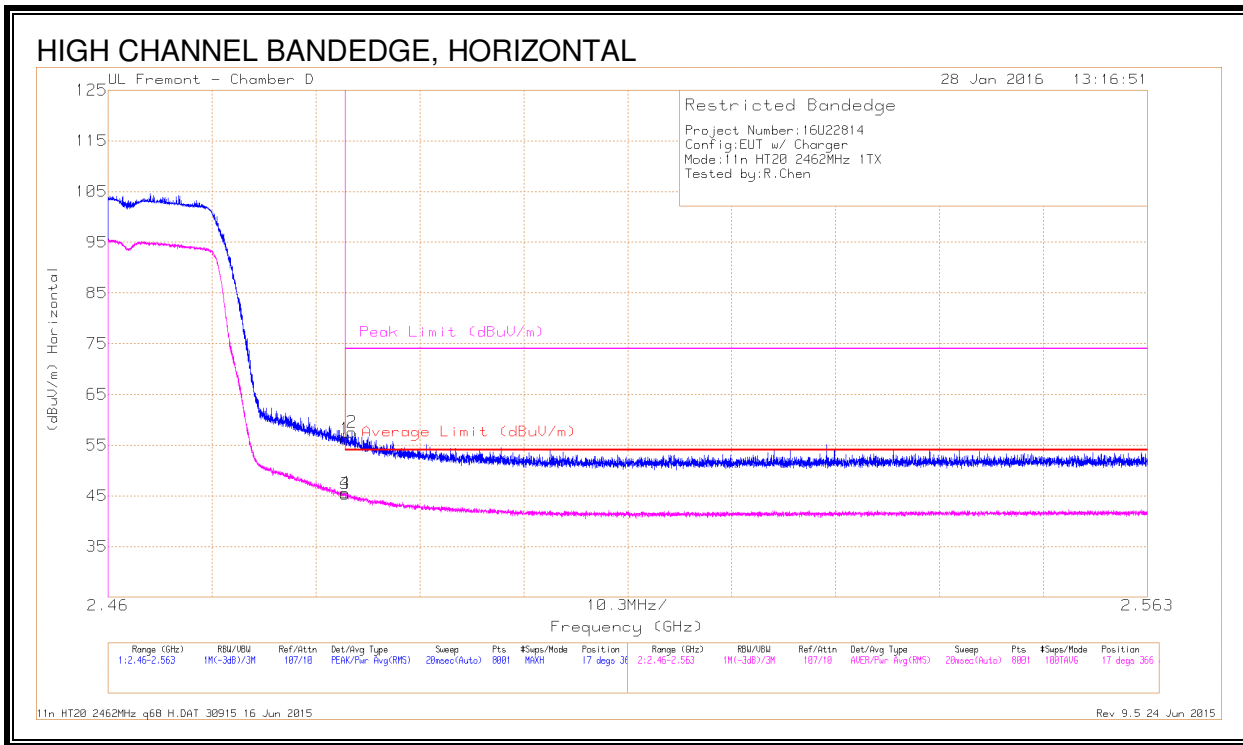
Marker	Frequency (GHz)	Meter Reading (dBuV)	Det	AF T344 (dB/m)	Amp/Cbl/ Ftr/Pad (dB)	Corrected Reading (dBuV/m)	Average Limit (dBuV/m)	Margin (dB)	Peak Limit (dBuV/m)	PK Margin (dB)	Azimuth (Degs)	Height (cm)	Polarity
1	* 2.484	45.24	Pk	32.2	-20.5	56.94	-	-	74	-17.06	203	319	V
3	* 2.484	35.12	RMS	32.2	-20.5	46.82	54	-7.18	-	-	203	319	V
4	* 2.484	35.35	RMS	32.2	-20.5	47.05	54	-6.95	-	-	203	319	V
2	* 2.485	47.7	Pk	32.2	-20.6	59.3	-	-	74	-14.7	203	319	V

* - indicates frequency in CFR15.205/IC8.10 Restricted Band

Pk - Peak detector

RMS - RMS detection

AUTHORIZED BANDEDGE (HIGH CHANNEL, CH 11)



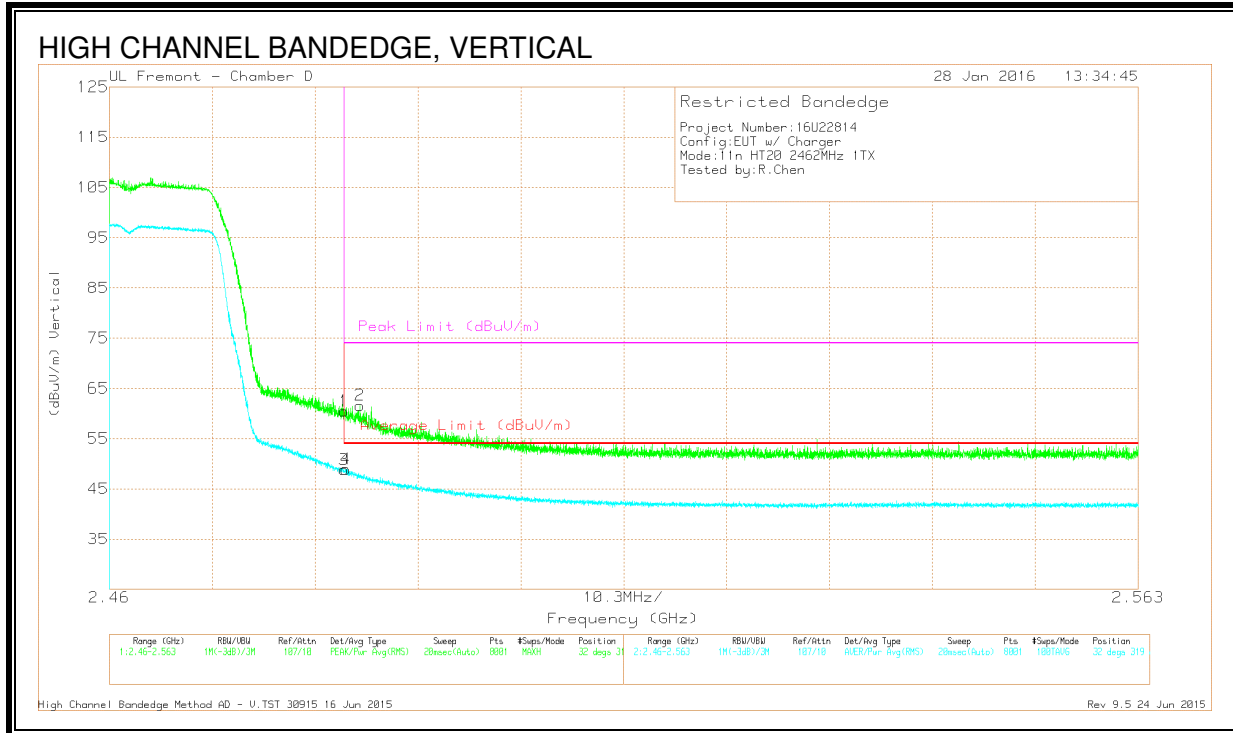
DATA

Marker	Frequency (GHz)	Meter Reading (dBuV)	Det	AFT344 (dB/m)	Amp/Cbl/Filtr/Pad (dB)	Corrected Reading (dBuV/m)	Average Limit (dBuV/m)	Margin (dB)	Peak Limit (dBuV/m)	PK Margin (dB)	Azimuth (Degs)	Height (cm)	Polarity
1	* 2.484	44.56	Pk	32.2	-20.5	56.26	-	-	74	-17.74	17	366	H
2	* 2.484	45.86	Pk	32.2	-20.5	57.56	-	-	74	-16.44	17	366	H
3	* 2.484	33.68	RMS	32.2	-20.5	45.38	54	-8.62	-	-	17	366	H
4	* 2.484	33.9	RMS	32.2	-20.5	45.6	54	-8.4	-	-	17	366	H

* - indicates frequency in CFR15.205/IC8.10 Restricted Band

Pk - Peak detector

RMS - RMS detection



DATA

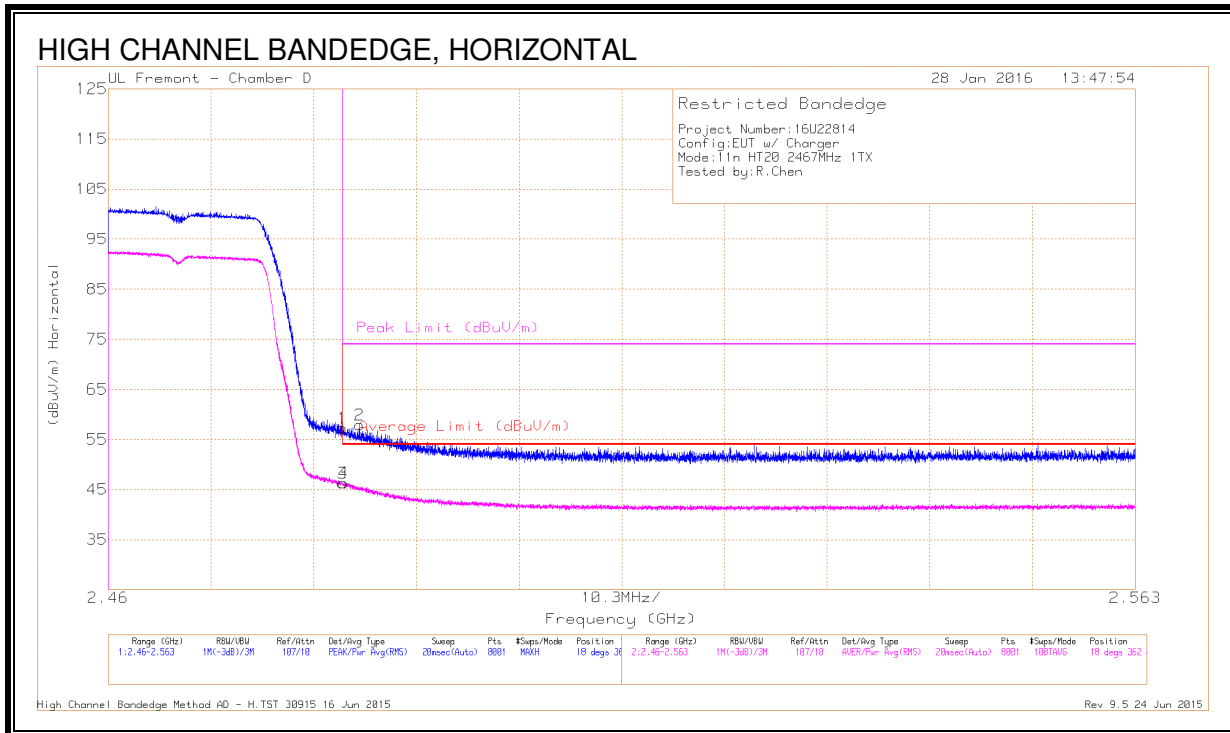
Marker	Frequency (GHz)	Meter Reading (dBuV)	Det	AF T344 (dB/m)	Amp/Cbl/ Ftr/Pad (dB)	Corrected Reading (dBuV/m)	Average Limit (dBuV/m)	Margin (dB)	Peak Limit (dBuV/m)	PK Margin (dB)	Azimuth (Degs)	Height (cm)	Polarity
1	* 2.484	48.78	Pk	32.2	-20.5	60.48	-	-	74	-13.52	32	319	V
2	* 2.485	50.03	Pk	32.2	-20.6	61.63	-	-	74	-12.37	32	319	V
3	* 2.484	37.13	RMS	32.2	-20.5	48.83	54	-5.17	-	-	32	319	V
4	* 2.484	37.23	RMS	32.2	-20.5	48.93	54	-5.07	-	-	32	319	V

* - indicates frequency in CFR15.205/IC8.10 Restricted Band

Pk - Peak detector

RMS - RMS detection

AUTHORIZED BANDEDGE (HIGH CHANNEL, CH 12)



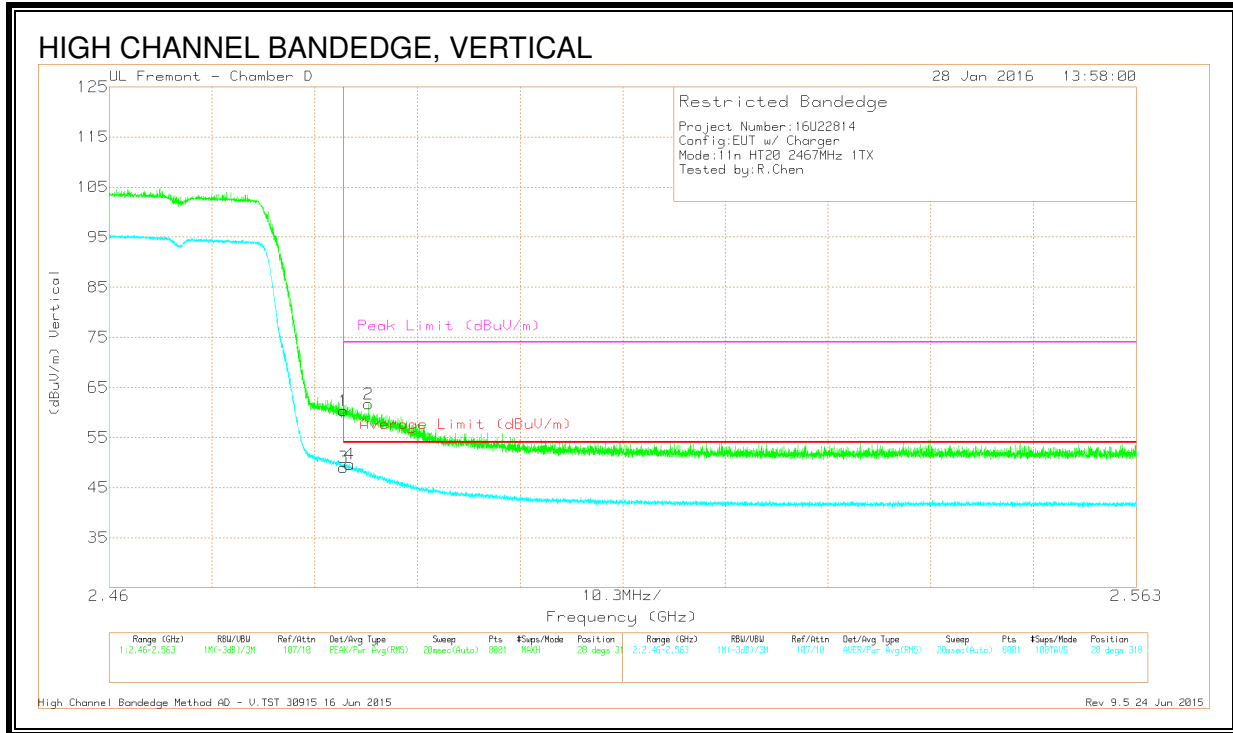
DATA

Marker	Frequency (GHz)	Meter Reading (dBuV)	Det	AF T344 (dB/m)	Amp/Cbl/Filtr/Pad (dB)	Corrected Reading (dBuV/m)	Average Limit (dBuV/m)	Margin (dB)	Peak Limit (dBuV/m)	PK Margin (dB)	Azimuth (Degs)	Height (cm)	Polarity
1	* 2.484	45.6	Pk	32.2	-20.5	57.3	-	-	74	-16.7	18	362	H
2	* 2.485	46.27	Pk	32.2	-20.6	57.87	-	-	74	-16.13	18	362	H
3	* 2.484	34.58	RMS	32.2	-20.5	46.28	54	-7.72	-	-	18	362	H
4	* 2.484	34.62	RMS	32.2	-20.5	46.32	54	-7.68	-	-	18	362	H

* - indicates frequency in CFR15.205/IC8.10 Restricted Band

Pk - Peak detector

RMS - RMS detection



DATA

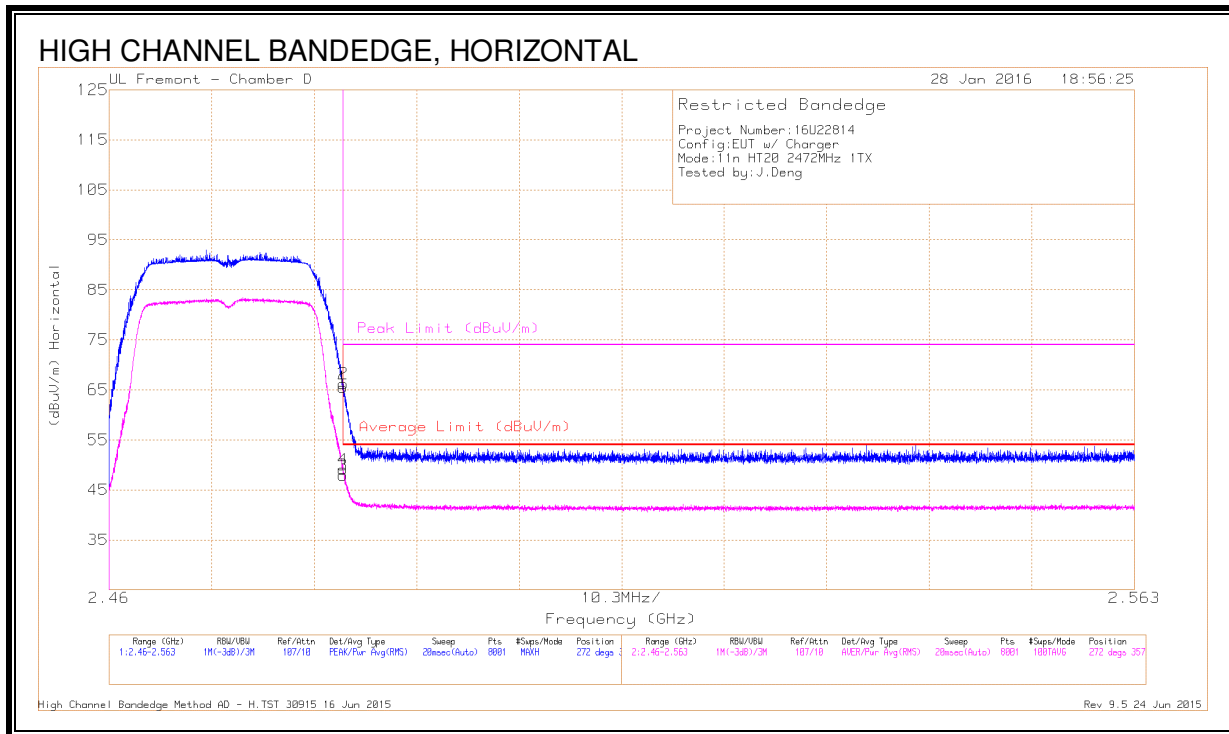
Marker	Frequency (GHz)	Meter Reading (dBuV)	Det	AF T344 (dB/m)	Amp/Cbl/ Ftr/Pad (dB)	Corrected Reading (dBuV/m)	Average Limit (dBuV/m)	Margin (dB)	Peak Limit (dBuV/m)	PK Margin (dB)	Azimuth (Degs)	Height (cm)	Polarity
1	* 2.484	48.65	Pk	32.2	-20.5	60.35	-	-	74	-13.65	28	318	V
2	* 2.486	50.06	Pk	32.2	-20.6	61.66	-	-	74	-12.34	28	318	V
3	* 2.484	37.32	RMS	32.2	-20.5	49.02	54	-4.98	-	-	28	318	V
4	* 2.484	37.97	RMS	32.2	-20.5	49.67	54	-4.33	-	-	28	318	V

* - indicates frequency in CFR15.205/IC8.10 Restricted Band

Pk - Peak detector

RMS - RMS detection

AUTHORIZED BANDEDGE (HIGH CHANNEL, CH 13)



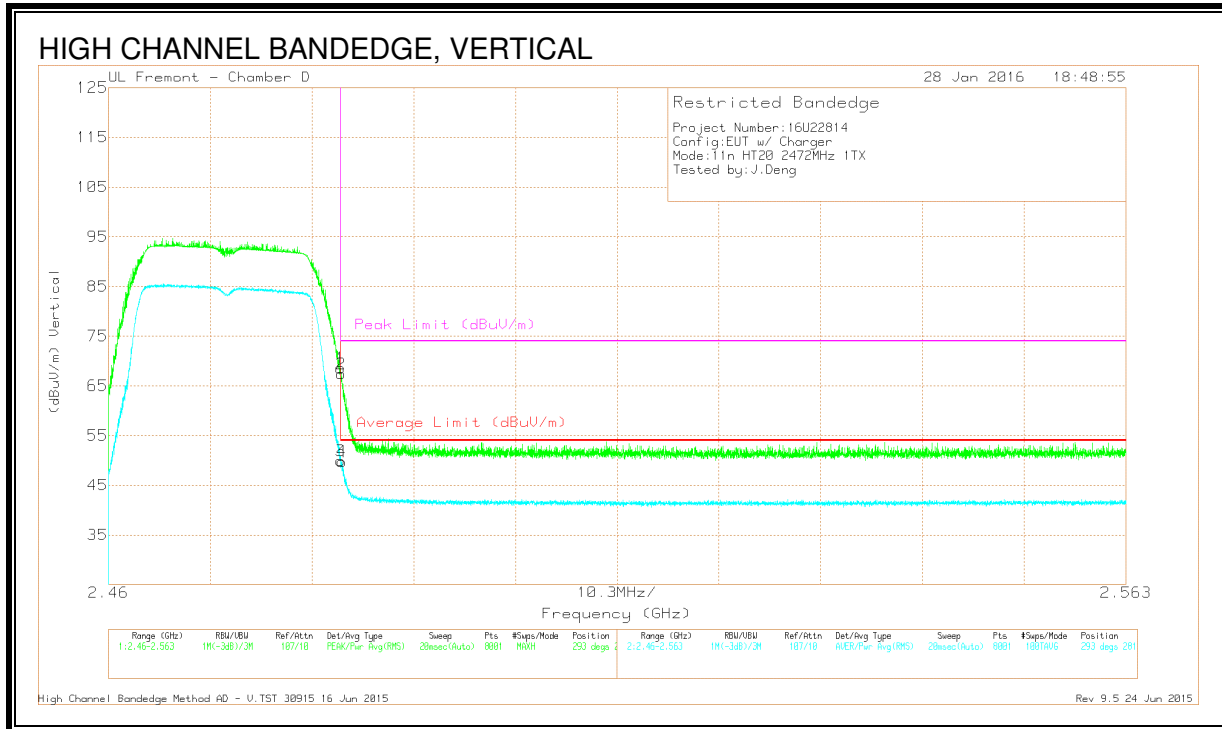
DATA

Marker	Frequency (GHz)	Meter Reading (dBuV)	Det	AF T344 (dB/m)	Amp/Cbl/Filtr/Pad (dB)	Corrected Reading (dBuV/m)	Average Limit (dBuV/m)	Margin (dB)	Peak Limit (dBuV/m)	PK Margin (dB)	Azimuth (Degs)	Height (cm)	Polarity
1	* 2.484	53.79	Pk	32.2	-20.5	65.49	-	-	74	-8.51	272	357	H
2	* 2.484	54.55	Pk	32.2	-20.5	66.25	-	-	74	-7.75	272	357	H
3	* 2.484	36.27	RMS	32.2	-20.5	47.97	54	-6.03	-	-	272	357	H
4	* 2.484	37.38	RMS	32.2	-20.5	49.08	54	-4.92	-	-	272	357	H

* - indicates frequency in CFR15.205/IC8.10 Restricted Band

Pk - Peak detector

RMS - RMS detection



DATA

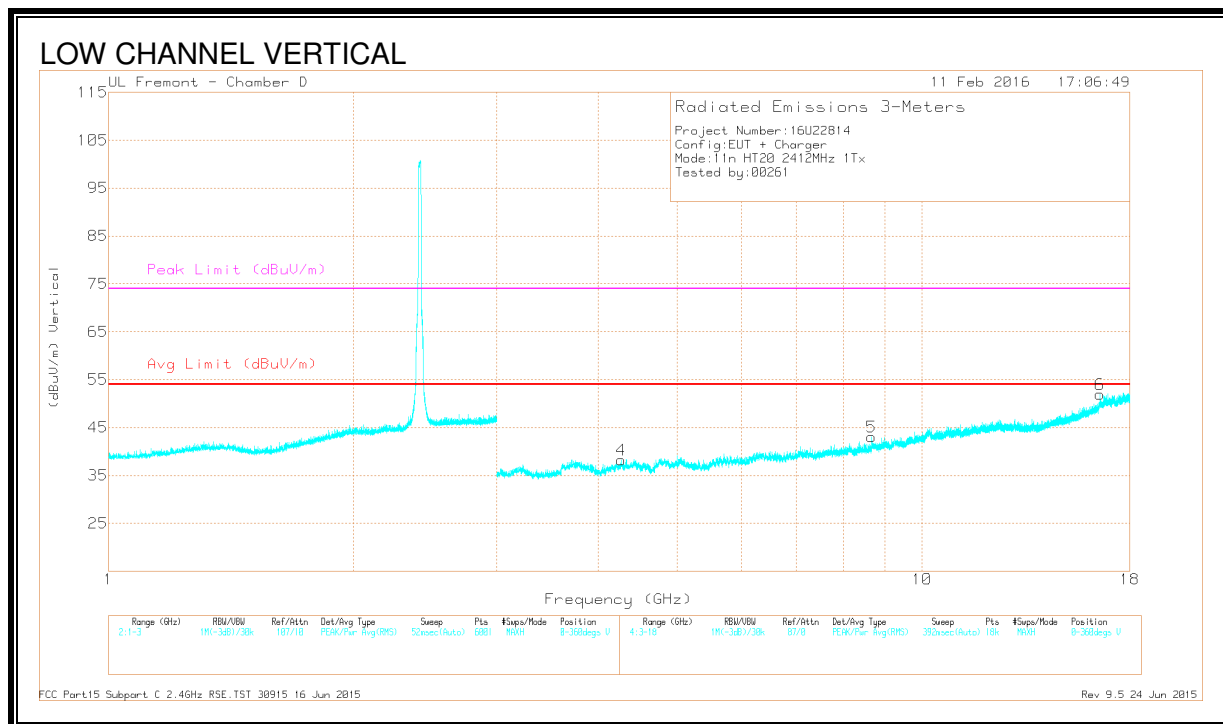
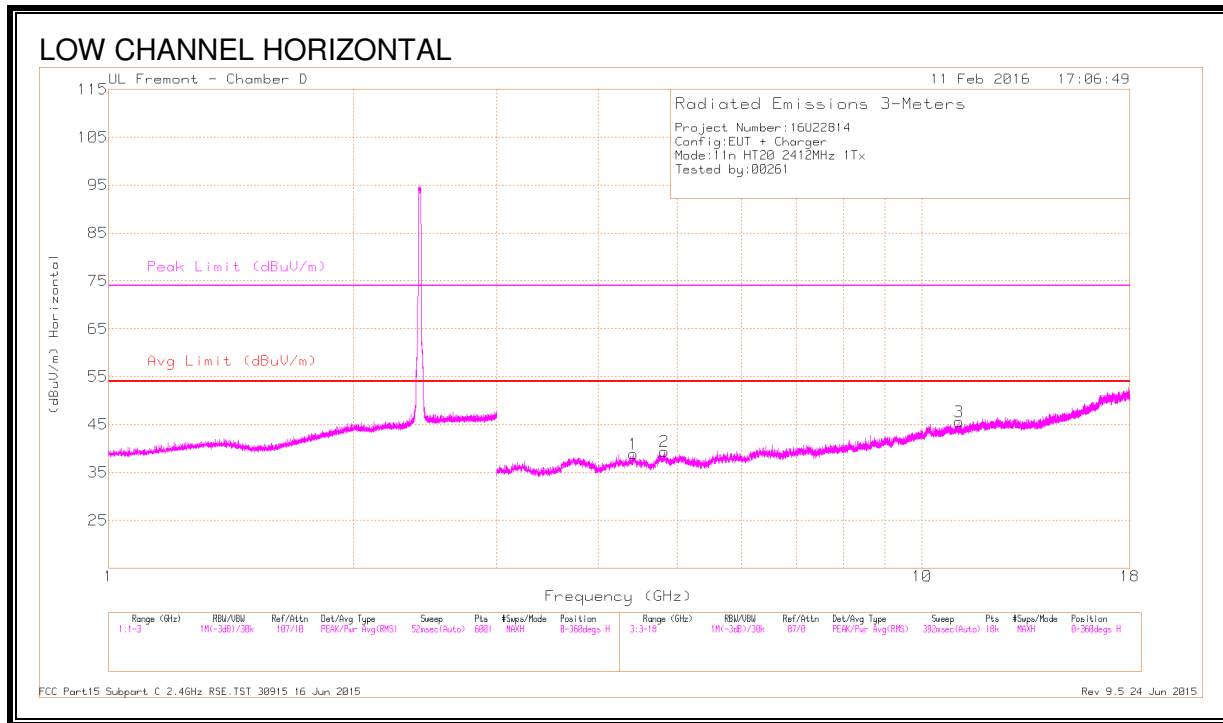
Marker	Frequency (GHz)	Meter Reading (dBuV)	Det	AF T344 (dB/m)	Amp/Cbl/Filtr/Pad (dB)	Corrected Reading (dBuV/m)	Average Limit (dBuV/m)	Margin (dB)	Peak Limit (dBuV/m)	PK Margin (dB)	Azimuth (Degs)	Height (cm)	Polarity
1	* 2.484	56.91	Pk	32.2	-20.5	68.61	-	-	74	-5.39	293	281	V
2	* 2.484	55.73	Pk	32.2	-20.5	67.43	-	-	74	-6.57	293	281	V
3	* 2.484	38.24	RMS	32.2	-20.5	49.94	54	-4.06	-	-	293	281	V
4	* 2.484	38.06	RMS	32.2	-20.5	49.76	54	-4.24	-	-	293	281	V

* - indicates frequency in CFR15.205/IC8.10 Restricted Band

Pk - Peak detector

RMS - RMS detection

HARMONICS AND SPURIOUS EMISSIONS LOW CHANNEL, CH 1



DATA

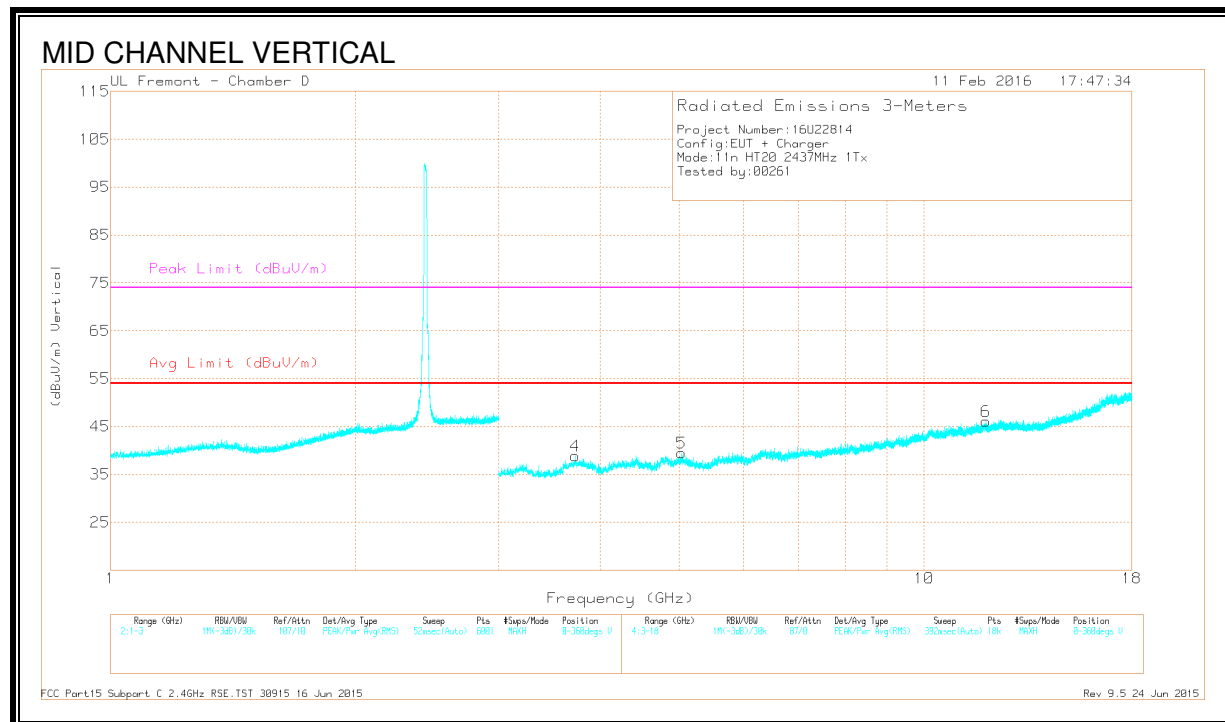
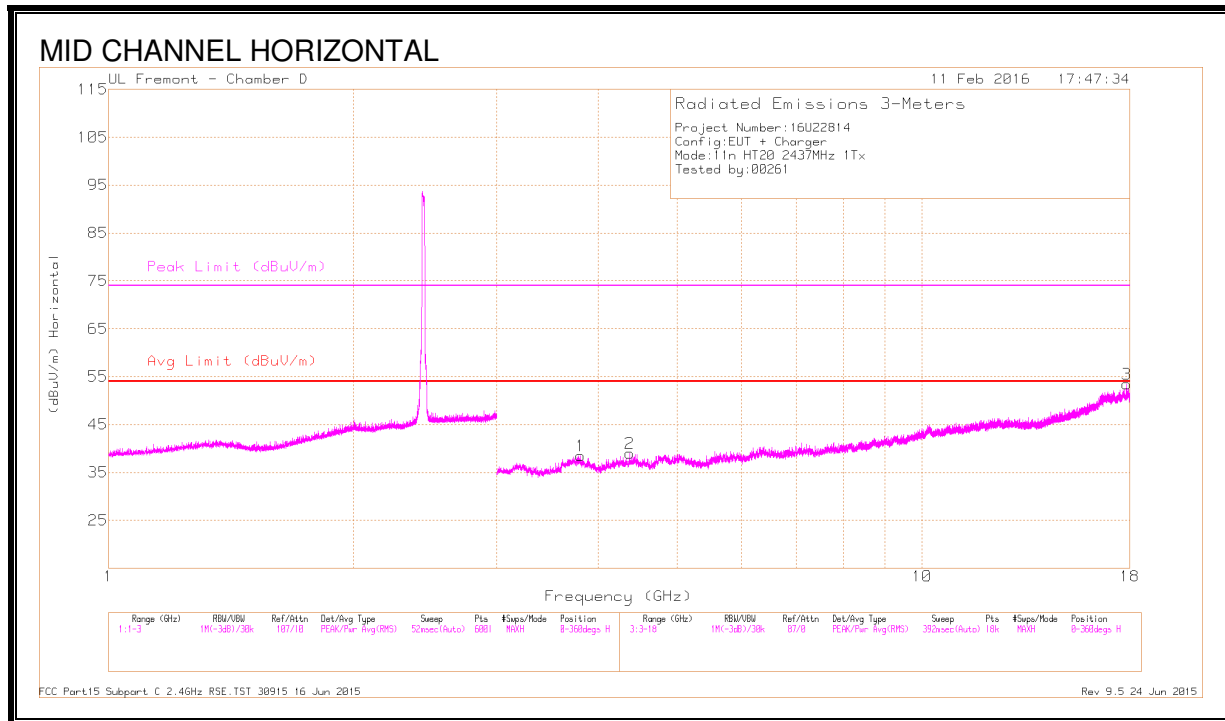
Marker	Frequency (GHz)	Meter Reading (dBuV)	Det	AF T712 (dB/m)	Amp/Cbl/Fitr/Pad (dB)	Corrected Reading (dBuV/m)	Avg Limit (dBuV/m)	Margin (dB)	Peak Limit (dBuV/m)	PK Margin (dB)	Azimuth (Degs)	Height (cm)	Polarity
2	* 4.82	37.77	PK2	34.1	-26.9	44.97	-	-	74	-29.03	290	150	H
	* 4.821	26.59	MAv1	34.1	-27	33.69	54	-20.31	-	-	290	150	H
3	* 11.099	33.97	PK2	38	-20.7	51.27	-	-	74	-22.73	120	225	H
	* 11.099	23.1	MAv1	38	-20.7	40.4	54	-13.6	-	-	120	225	H
4	* 4.269	37.98	PK2	33.5	-27.6	43.88	-	-	74	-30.12	275	140	V
	* 4.268	26.92	MAv1	33.5	-27.6	32.82	54	-21.18	-	-	275	140	V
1	4.418	37.53	PK2	33.9	-27.5	43.93	-	-	-	-	95	198	H
5	8.671	34.67	PK2	36	-21.9	48.77	-	-	-	-	80	125	V
6	16.538	35.4	PK2	41.3	-17.3	59.4	-	-	-	-	110	269	V

* - indicates frequency in CFR15.205/IC8.10 Restricted Band

PK2 - KDB558074 Method: Maximum Peak

MAv1 - KDB558074 Option 1 Maximum RMS Average

HARMONICS AND SPURIOUS EMISSIONS MID CHANNEL, CH 6



DATA

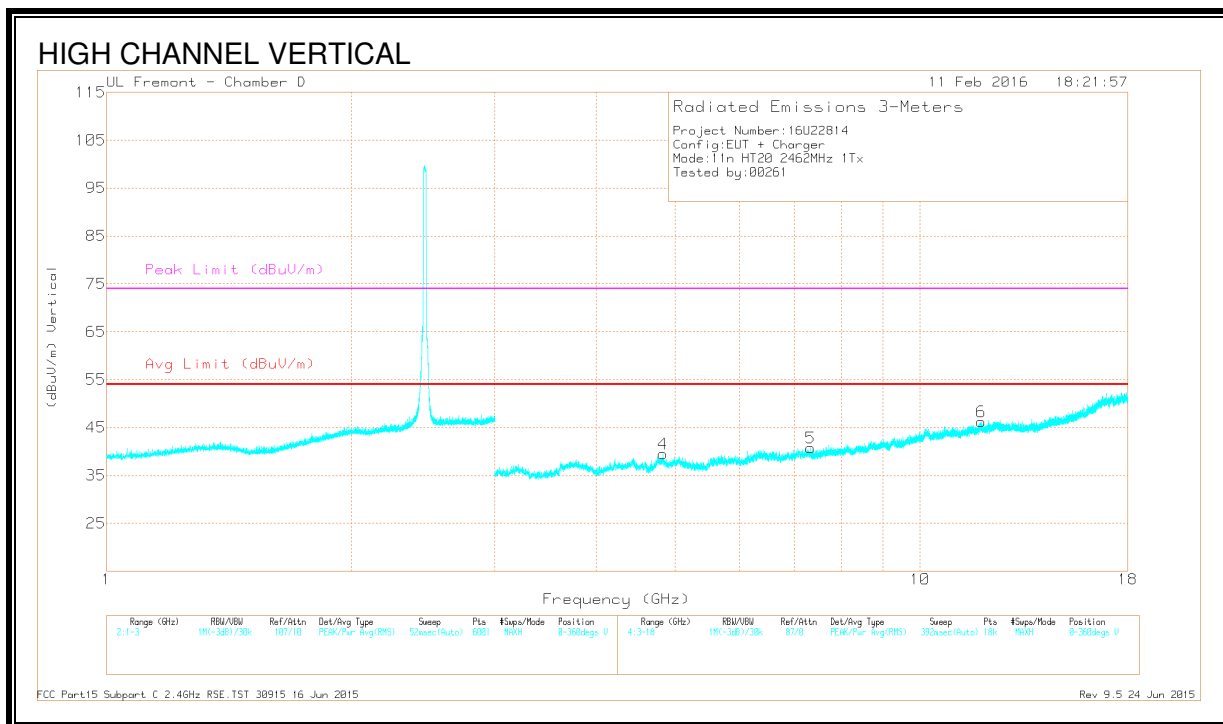
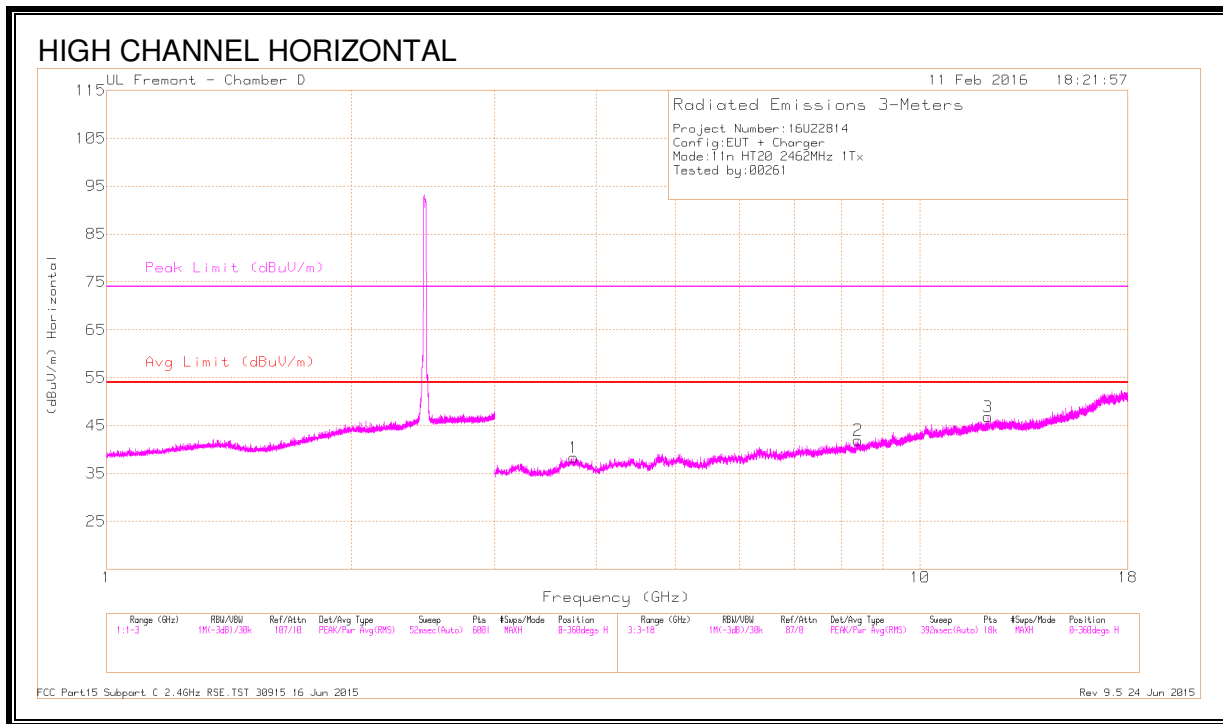
Marker	Frequency (GHz)	Meter Reading (dBuV)	Det	AF T712 (dB/m)	Amp/Cbl/Fitr/Pad (dB)	Corrected Reading (dBuV/m)	Avg Limit (dBuV/m)	Margin (dB)	Peak Limit (dBuV/m)	PK Margin (dB)	Azimuth (Degs)	Height (cm)	Polarity
1	* 3.801	38.02	PK2	33.6	-28.1	43.52	-	-	74	-30.48	145	290	H
	* 3.799	27.23	MAv1	33.6	-28.1	32.73	54	-21.27	-	-	145	290	H
2	* 4.373	38.28	PK2	33.8	-28.2	43.88	-	-	74	-30.12	250	301	H
	* 4.373	27.14	MAv1	33.8	-28.2	32.74	54	-21.26	-	-	250	301	H
3	* 17.825	33.06	PK2	41.1	-15.6	58.56	-	-	74	-15.44	315	145	H
	* 17.825	22.43	MAv1	41.1	-15.6	47.93	54	-6.07	-	-	315	145	H
4	* 3.727	39.08	PK2	33.5	-28.5	44.08	-	-	74	-29.92	160	102	V
	* 3.727	27.74	MAv1	33.5	-28.5	32.74	54	-21.26	-	-	160	102	V
5	* 5.035	37.12	PK2	34	-26.3	44.82	-	-	74	-29.18	265	110	V
	* 5.035	26.36	MAv1	34	-26.3	34.06	54	-19.94	-	-	265	110	V
6	* 11.911	34.17	PK2	38.8	-20.5	52.47	-	-	74	-21.53	109	225	V
	* 11.913	23.32	MAv1	38.8	-20.5	41.62	54	-12.38	-	-	109	225	V

* - indicates frequency in CFR15.205/IC8.10 Restricted Band

PK2 - KDB558074 Method: Maximum Peak

MAv1 - KDB558074 Option 1 Maximum RMS Average

HARMONICS AND SPURIOUS EMISSIONS HIGH CHANNEL, CH 11



DATA

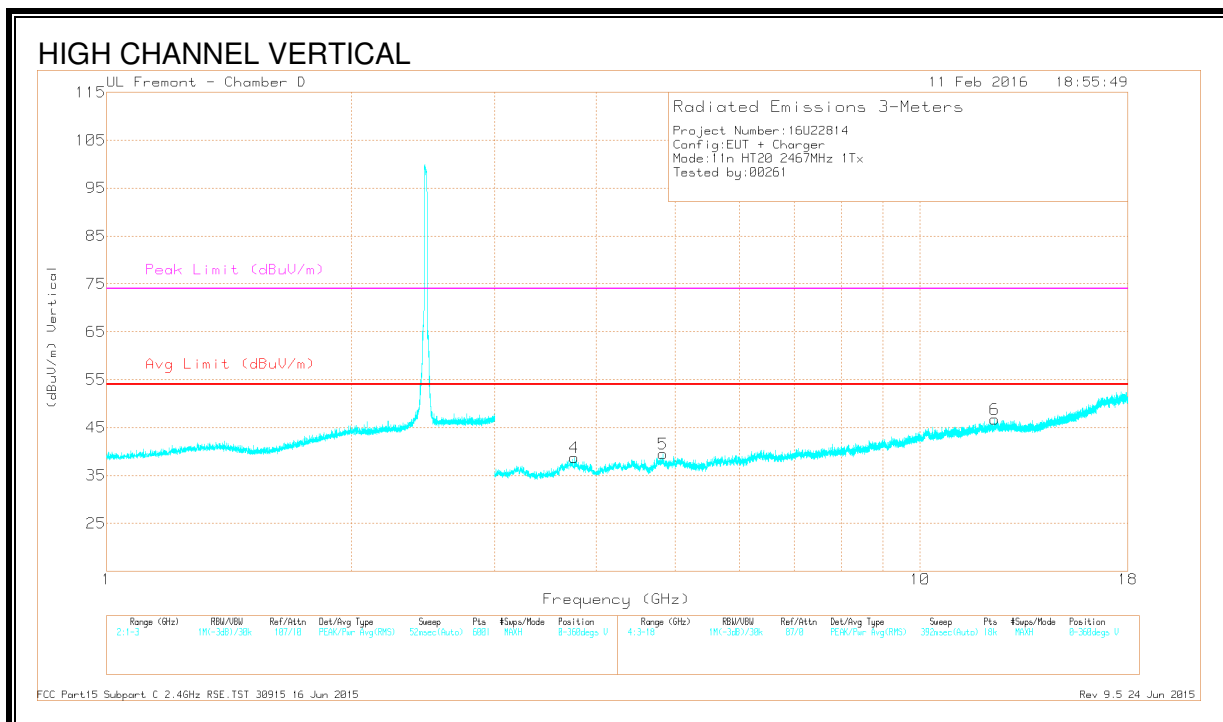
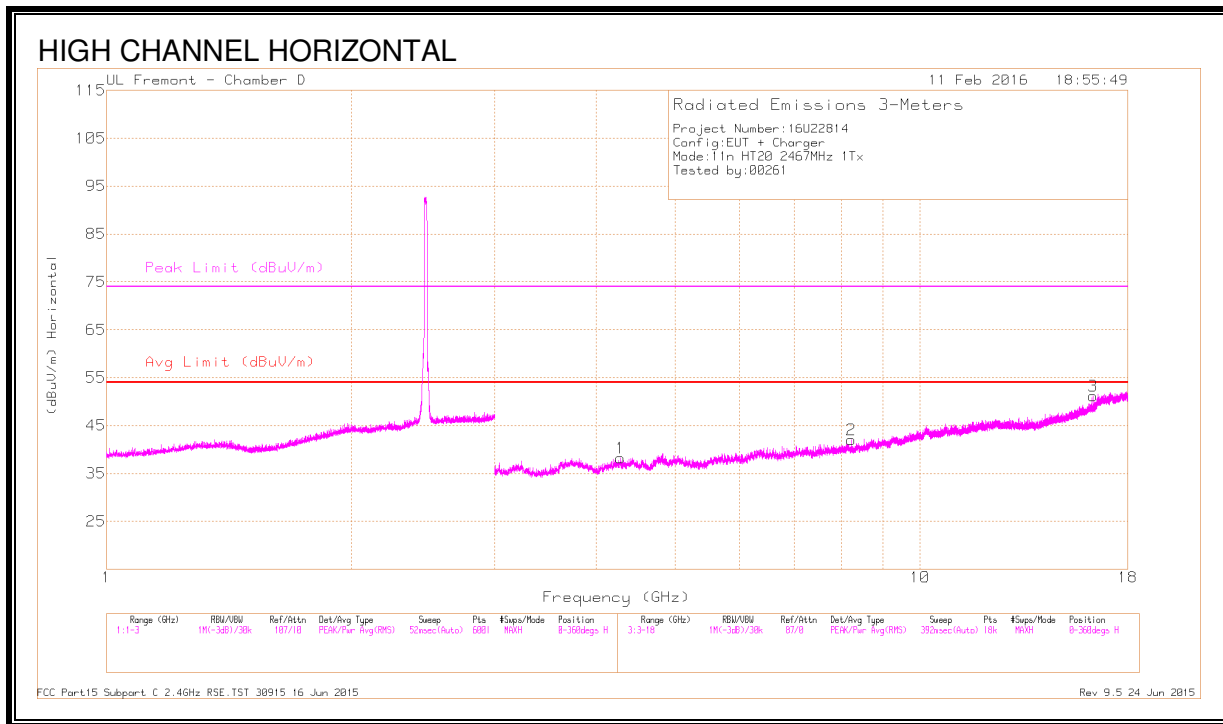
Marker	Frequency (GHz)	Meter Reading (dBuV)	Det	AF T712 (dB/m)	Amp/Cbl/ Fitr/Pad (dB)	Corrected Reading (dBuV/m)	Avg Limit (dBuV/m)	Margin (dB)	Peak Limit (dBuV/m)	PK Margin (dB)	Azimuth (Degs)	Height (cm)	Polarity
1	* 3.753	37.89	PK2	33.5	-28.2	43.19	-	-	74	-30.81	145	211	H
	* 3.75	26.96	MAv1	33.5	-28.2	32.26	54	-21.74	-	-	145	211	H
2	* 8.391	35.07	PK2	35.8	-22.9	47.97	-	-	74	-26.03	345	154	H
	* 8.391	24.26	MAv1	35.8	-22.9	37.16	54	-16.84	-	-	245	154	H
3	* 12.126	34.9	PK2	39	-20.7	53.2	-	-	74	-20.8	295	278	H
	* 12.125	23.4	MAv1	39	-20.7	41.7	54	-12.3	-	-	295	278	H
4	* 4.829	38.15	PK2	34.1	-27.2	45.05	-	-	74	-28.95	220	165	V
	* 4.831	26.9	MAv1	34.1	-27.2	33.8	54	-20.2	-	-	220	165	V
5	* 7.335	36.31	PK2	35.6	-24.7	47.21	-	-	74	-26.79	105	289	V
	* 7.333	25.09	MAv1	35.6	-24.7	35.99	54	-18.01	-	-	105	289	V
6	* 11.89	34.51	PK2	38.8	-20.4	52.91	-	-	74	-21.09	85	105	V
	* 11.888	23.14	MAv1	38.8	-20.4	41.54	54	-12.46	-	-	85	105	V

* - indicates frequency in CFR15.205/IC8.10 Restricted Band

PK2 - KDB558074 Method: Maximum Peak

MAv1 - KDB558074 Option 1 Maximum RMS Average

HARMONICS AND SPURIOUS EMISSIONS HIGH CHANNEL, CH 12



DATA

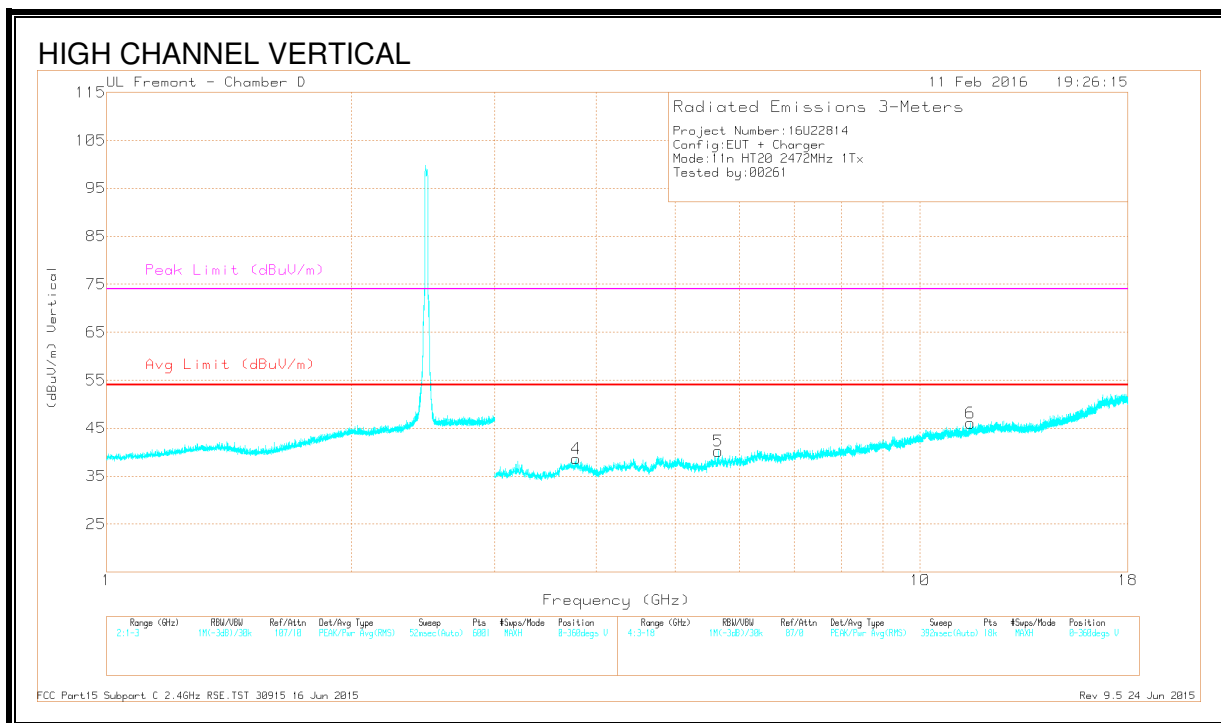
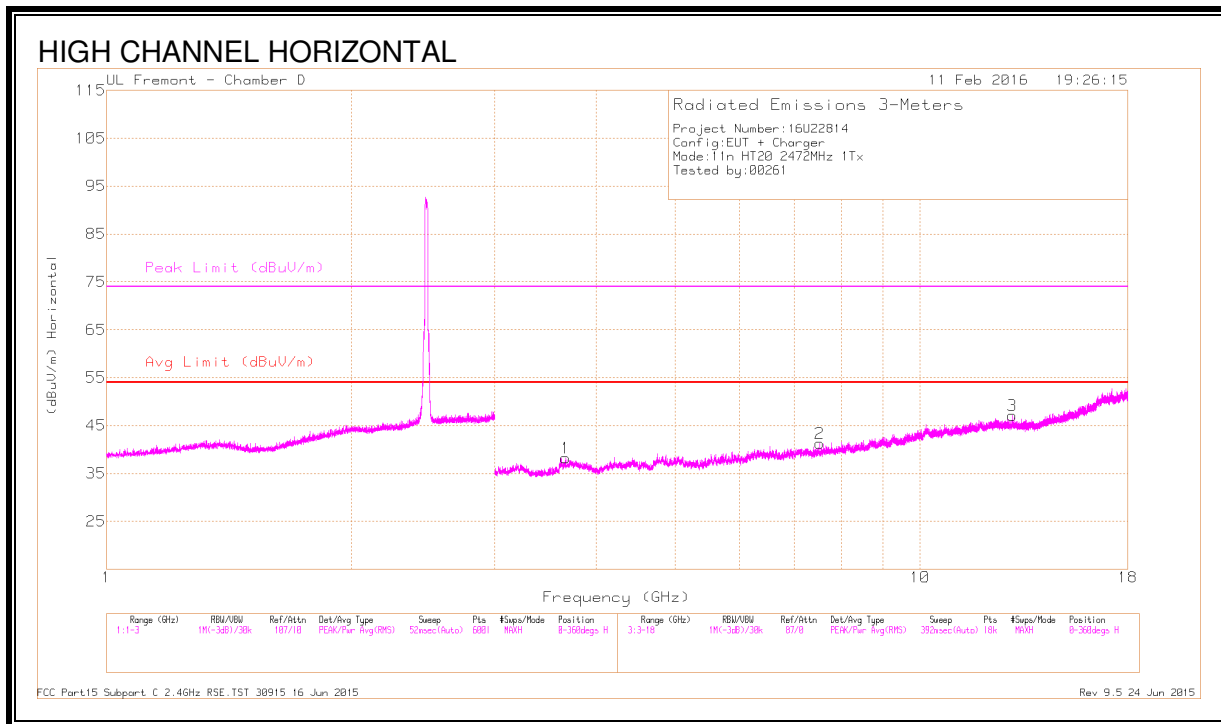
Marker	Frequency (GHz)	Meter Reading (dBuV)	Det	AF T712 (dB/m)	Amp/Cbl/ Fitr/Pad (dB)	Corrected Reading (dBuV/m)	Avg Limit (dBuV/m)	Margin (dB)	Peak Limit (dBuV/m)	PK Margin (dB)	Azimuth (Degs)	Height (cm)	Polarity
1	* 4.28	38.46	PK2	33.5	-27.9	44.06	-	-	74	-29.94	305	220	H
	* 4.279	27.24	MAv1	33.5	-27.8	32.94	54	-21.06	-	-	305	220	H
2	* 8.235	35.73	PK2	35.8	-24	47.53	-	-	74	-26.47	295	172	H
	* 8.233	24.67	MAv1	35.8	-24	36.47	54	-17.53	-	-	295	172	H
4	* 3.759	38.4	PK2	33.5	-28.1	43.8	-	-	74	-30.2	136	315	V
	* 3.759	27.25	MAv1	33.5	-28.1	32.65	54	-21.35	-	-	136	315	V
5	* 4.83	38.01	PK2	34.1	-27.2	44.91	-	-	74	-29.09	225	115	V
	* 4.831	26.81	MAv1	34.1	-27.2	33.71	54	-20.29	-	-	225	115	V
6	* 12.356	34.18	PK2	39	-20.7	52.48	-	-	74	-21.52	240	278	V
	* 12.357	23.42	MAv1	39	-20.7	41.72	54	-12.28	-	-	240	278	V
3	16.32	34.27	PK2	40.7	-18.4	56.57	-	-	-	-	116	195	H

* - indicates frequency in CFR15.205/IC8.10 Restricted Band

PK2 - KDB558074 Method: Maximum Peak

MAv1 - KDB558074 Option 1 Maximum RMS Average

HARMONICS AND SPURIOUS EMISSIONS HIGH CHANNEL, CH 13



DATA

Marker	Frequency (GHz)	Meter Reading (dBuV)	Det	AF T712 (dB/m)	Amp/Cbl/ Fitr/Pad (dB)	Corrected Reading (dBuV/m)	Avg Limit (dBuV/m)	Margin (dB)	Peak Limit (dBuV/m)	PK Margin (dB)	Azimuth (Degs)	Height (cm)	Polarity
1	* 3.666	39.21	PK2	33.4	-28.9	43.71	-	-	74	-30.29	125	201	H
	* 3.667	27.75	MAv1	33.4	-28.9	32.25	54	-21.75	-	-	125	201	H
2	* 7.532	36.39	PK2	35.7	-24.9	47.19	-	-	74	-26.81	305	145	H
	* 7.529	24.8	MAv1	35.7	-24.8	35.7	54	-18.3	-	-	305	145	H
4	* 3.774	38.37	PK2	33.5	-28	43.87	-	-	74	-30.13	265	118	V
	* 3.776	27.31	MAv1	33.5	-28	32.81	54	-21.19	-	-	265	118	V
6	* 11.533	34.64	PK2	38.4	-20.6	52.44	-	-	74	-21.56	136	245	V
	* 11.534	23.18	MAv1	38.4	-20.5	41.08	54	-12.92	-	-	136	245	V
5	5.649	37.42	PK2	34.6	-26.3	45.72	-	-	-	-	250	158	V
3	12.975	34.56	PK2	39.2	-20.7	53.06	-	-	-	-	325	225	H

* - indicates frequency in CFR15.205/IC8.10 Restricted Band

PK2 - KDB558074 Method: Maximum Peak

MAv1 - KDB558074 Option 1 Maximum RMS Average