



7.10 Test Setup (Photographs)**7.10.1 AC Powerline Conducted Emission**


N/A

7.10.2 Radiated Emission(9kHz – 1000MHz)

– X axis –




– Y axis –



–Z axis–


Photograph present configuration with maximum emission

7.10.3 Radiated Emission(Above 1GHz)

– X axis –



– Y axis –



—Z axis—

Photograph present configuration with maximum emission