

## HEARING AID COMPATIBILITY

**Applicant Name:**  
Panasonic Corporation of North America  
Two Riverfront Plaza, 9th Floor  
Newark, NJ 07102  
United States

**Date of Testing:**  
04/04/2016 - 04/11/2016, 05/11/2016 - 05/13/2016  
**Test Site/Location:**  
PCTEST Lab, Columbia, MD, USA  
**Test Report Serial No.:**  
0Y1603280623-R2.ACJ

**FCC ID:** ACJFZN1B

**APPLICANT:** PANASONIC CORPORATION OF NORTH AMERICA

**Scope of Test:** Audio Band Magnetic Testing (T-Coil)  
**Application Type:** Certification  
**FCC Rule Part(s):** CFR §20.19(b)  
**HAC Standard:** ANSI C63.19-2011  
**EUT Type:** Portable Handset  
**Model(s):** FZ-N1AB  
**Test Device Serial No.:** Pre-Production Sample [S/N: 01465]

**C63.19-2011 HAC Category:** T3 (SIGNAL TO NOISE CATEGORY)

Note: This revised Test Report (S/N: 0Y1603280623-R2.ACJ) supersedes and replaces the previously issued test report on the same subject device for the same type of testing as indicated. Please discard or destroy the previously issued test report(s) and dispose of it accordingly.



This wireless portable device has been shown to be hearing-aid compatible under the above rated category, specified in ANSI/IEEE Std. C63.19-2011 and has been tested in accordance with the specified measurement procedures. Test results reported herein relate only to the item(s) tested. Hearing-Aid Compatibility is based on the assumption that all production units will be designed electrically identical to the device tested in this report. North American Bands only.

I attest to the accuracy of data. All measurements reported herein were performed by me or were made under my supervision and are correct to the best of my knowledge and belief. I assume full responsibility for the completeness of these measurements and vouch for the qualifications of all persons taking them.



Randy Ortanez  
President





FCC ID: ACJFZN1B		HAC (T-COIL) TEST REPORT		Reviewed by: Quality Manager
Filename: 0Y1603280623-R2.ACJ	Test Dates: 04/04/2016 - 04/11/2016, 05/11/2016 - 05/13/2016	EUT Type: Portable Handset		Page 1 of 59

# TABLE OF CONTENTS

---

1.	INTRODUCTION .....	3
2.	TEST SITE LOCATION .....	4
3.	EUT DESCRIPTION .....	5
4.	ANSI C63.19-2011 PERFORMANCE CATEGORIES .....	6
5.	METHOD OF MEASUREMENT .....	8
6.	FCC 3G MEASUREMENTS .....	18
7.	TEST SUMMARY .....	20
8.	MEASUREMENT UNCERTAINTY .....	28
9.	EQUIPMENT LIST .....	29
10.	TEST DATA .....	30
11.	CALIBRATION CERTIFICATES .....	46
12.	CONCLUSION .....	53
13.	REFERENCES .....	54
14.	TEST SETUP PHOTOGRAPHS .....	56

<b>FCC ID:</b> ACJFZN1B	 <small>ENGINEERING LABORATORY, INC.</small>	<b>HAC (T-COIL) TEST REPORT</b>		<b>Reviewed by:</b> Quality Manager
<b>Filename:</b> 0Y1603280623-R2.ACJ	<b>Test Dates:</b> 04/04/2016 - 04/11/2016, 05/11/2016 - 05/13/2016	<b>EUT Type:</b> Portable Handset	Page 2 of 59	

# 1. INTRODUCTION

On July 10, 2003, the Federal Communications Commission (FCC) adopted new rules requiring wireless manufacturers and service providers to provide digital wireless phones that are compatible with hearing aids. The FCC has modified the exemption for wireless phones under the Hearing Aid Compatibility Act of 1998 (HAC Act) in WT Docket 01-309 RM-8658<sup>1</sup> to extend the benefits of wireless telecommunications to individuals with hearing disabilities. These benefits encompass business, social and emergency communications, which increase the value of the wireless network for everyone. An estimated more than 10% of the population in the United States show signs of hearing impairment and of that fraction, almost 80% use hearing aids. Approximately 500 million people worldwide and 30 million people in the United States suffer from hearing loss.

## Compatibility Tests Involved:

The standard calls for wireless communications devices to be measured for:

- RF Electric-field emissions
- T-coil mode, magnetic-signal strength in the audio band
- T-coil mode, magnetic-signal frequency response through the audio band
- T-coil mode, magnetic-signal and noise articulation index

The hearing aid must be measured for:

- RF immunity in microphone mode
- RF immunity in T-coil mode

In the following tests and results, this report includes the evaluation for a wireless communications device.

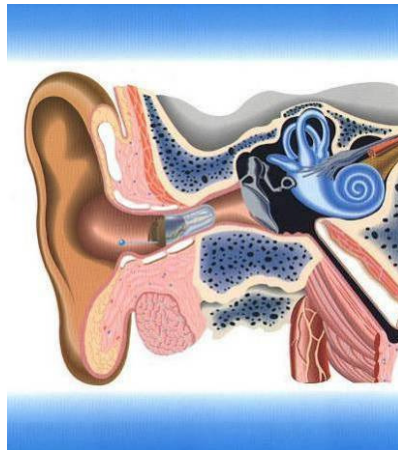




Figure 1-1 Hearing Aid *in-vitu*

<sup>1</sup> FCC Rule & Order, WT Docket 01-309 RM-8658

FCC ID: ACJFZN1B	 PCTEST ENGINEERING LABORATORY, INC.	HAC (T-COIL) TEST REPORT	 Panasonic	Reviewed by: Quality Manager
Filename: 0Y1603280623-R2.ACJ	Test Dates: 04/04/2016 - 04/11/2016, 05/11/2016 - 05/13/2016	EUT Type: Portable Handset	Page 3 of 59	

## 2. TEST SITE LOCATION



### I. Introduction

The map at the right shows the location of the PCTEST LABORATORY in Columbia, Maryland. It is in proximity to the FCC Laboratory, the Baltimore-Washington International (BWI) airport, the city of Baltimore and Washington, DC (See Figure 2-1).

These measurement tests were conducted at the PCTEST Engineering Laboratory, Inc. facility in Stonewood Business Center, Guilford Industrial Park, Columbia, Maryland. The site address is 7185 Oakland Mills Road, Columbia, MD 21046. The test site is one of the highest points in the Columbia area with an elevation of 390 feet above mean sea level. The site coordinates are 39° 10' 24" N latitude and 76° 49' 50" W longitude. The facility is 0.4 miles North of the FCC laboratory, and the ambient signal and ambient signal strength are approximately equal to those of the FCC laboratory.



**Figure 2-1**  
Map of the Greater Baltimore and Metropolitan Washington, D.C. area

FCC ID: ACJFZN1B	 PCTEST ENGINEERING LABORATORY, INC.	HAC (T-COIL) TEST REPORT	 Panasonic	Reviewed by: Quality Manager
Filename: 0Y1603280623-R2.ACJ	Test Dates: 04/04/2016 - 04/11/2016, 05/11/2016 - 05/13/2016	EUT Type: Portable Handset		Page 4 of 59

© 2016 PCTEST Engineering Laboratory, Inc.

REV 3.1.M  
4/13/2016

© 2016 PCTEST Engineering Laboratory, Inc. All rights reserved. Unless otherwise specified, no part of this report may be reproduced or utilized in any part, form or by any means, electronic or mechanical, including photocopying and microfilm, without permission in writing from PCTEST Engineering Laboratory, Inc. If you have any questions about this international copyright or have an enquiry about obtaining additional rights to this report or assembly of contents thereof, please contact [INFO@PCTESTLAB.COM](mailto:INFO@PCTESTLAB.COM).

### 3. EUT DESCRIPTION



FCC ID: ACJFZN1B  
 Applicant: Panasonic Corporation of North America  
 Two Riverfront Plaza, 9th Floor  
 Newark, NJ 07102  
 United States  
 Model(s): FZ-N1AB  
 Serial Number: 01465  
 HW Version: N/A  
 SW Version: 42\_ATT\_A\_0.10  
 Antenna: Internal Antenna  
 HAC Test Configurations: Cellular CDMA, 1013, 384, 777, BT Off, WLAN Off, LTE Off  
 PCS CDMA, 25, 600, 1175, BT Off, WLAN Off, LTE Off  
 GSM 850, 128, 190, 251, BT Off, WLAN Off, LTE Off  
 GSM 1900, 512, 661, 810, BT Off, WLAN Off, LTE Off  
 UMTS V, 4132, 4183, 4233, BT Off, WLAN Off, LTE Off  
 UMTS II, 9262, 9400, 9538, BT Off, WLAN Off, LTE Off  
 EUT Type: Portable Handset

Air-Interface	Band (MHz)	Type Transport	HAC Tested	Simultaneous But Not Tested	Voice over Digital Transport OTT Capability	WiFi Low Power	Additional GSM Power Reduction
GSM	850	VO	Yes	Yes: WiFi or BT	N/A	N/A	No
	1900	DT	No	Yes: WiFi or BT	Yes	N/A	No
UMTS	850	VD	Yes	Yes: WiFi or BT	N/A	N/A	N/A
	1900	DT	No	Yes: WiFi or BT	Yes	N/A	N/A
CDMA	835	VO	Yes	Yes: WiFi or BT	N/A	N/A	N/A
	1900	DT	No	Yes: WiFi or BT	Yes	N/A	N/A
LTE (FDD)	700 (B12)	VD <sup>1</sup>	No <sup>2</sup>	Yes: WiFi or BT	Yes	N/A	N/A
	780 (B13)						
	850 (B5)						
	1700 (B4)						
	1900 (B2)						
WiFi	2450	DT	No	Yes: CDMA, GSM, UMTS, or LTE	Yes	N/A	N/A
	5200						
	5300						
	5500						
BT	2450	DT	No	Yes: CDMA, GSM, UMTS, or LTE	N/A	N/A	N/A

Type Transport  
 VO = Voice Only  
 DT = Digital Data - Not intended for CMRS Service  
 VD = CMRS and Data Transport

Notes:  
 1. The 3GPP VoLTE CMRS service is defined by GSMA in PRD IR.92 for IP Voice Service and Digital Transport.  
 2. Not tested in accordance with the guidance issued by OET in KDB publication 285076 D02 T-Coil testing for CMRS IP.

Table 3-1: ACJFZN1B HAC Air Interfaces

FCC ID: ACJFZN1B		HAC (T-COIL) TEST REPORT		Reviewed by: Quality Manager
Filename: 0Y1603280623-R2.ACJ	Test Dates: 04/04/2016 - 04/11/2016, 05/11/2016 - 05/13/2016	EUT Type: Portable Handset		Page 5 of 59

## 4. ANSI C63.19-2011 PERFORMANCE CATEGORIES

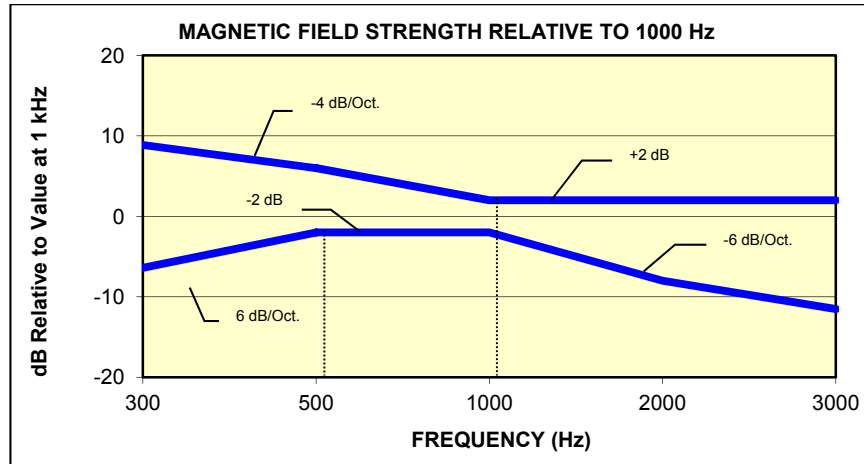
### I. MAGNETIC COUPLING

#### Axial and Radial Field Intensity

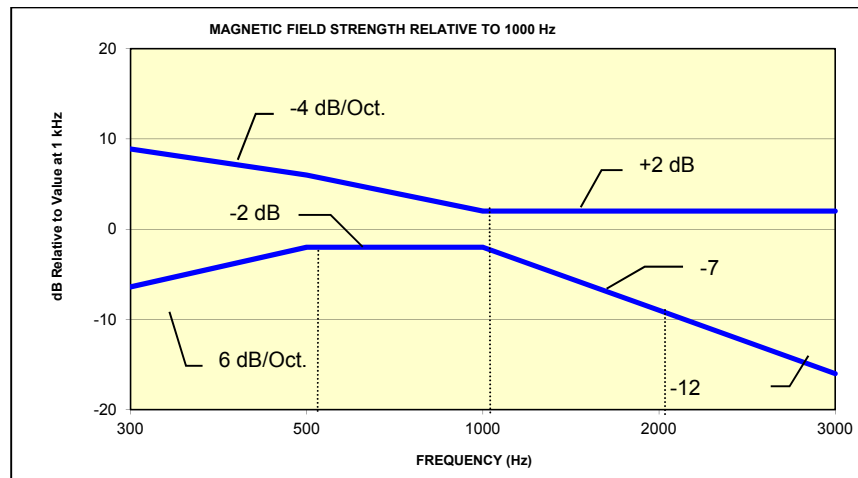
All orientations of the magnetic field, in the axial and radial position along the measurement plane shall be  $\geq -18$  dB(A/m) at 1 kHz in a 1/3 octave band filter per §8.3.1.

#### Frequency Response



The frequency response of the axial component of the magnetic field shall follow the response curve specified in EIA RS-504-1983, over the frequency range 300 Hz – 3000 Hz per §8.3.2.



**Figure 4-1**  
Magnetic field frequency response for Wireless Devices with an axial field  $\leq -15$  dB(A/m) at 1 kHz



**Figure 4-2**  
Magnetic Field frequency response for wireless devices with an axial field that exceeds  $-15$  dB(A/m) at 1 kHz

FCC ID: ACJFZN1B		HAC (T-COIL) TEST REPORT		Reviewed by: Quality Manager
Filename: 0Y1603280623-R2.ACJ	Test Dates: 04/04/2016 - 04/11/2016, 05/11/2016 - 05/13/2016	EUT Type: Portable Handset		Page 6 of 59



## Signal Quality

The table below provides the signal quality requirement for the intended audio magnetic signal from a wireless device. Only the RF immunity of the hearing aid is measured in T-coil mode. It is assumed that a hearing aid can have no immunity to an interference signal in the audio band, which is the intended reception band for this mode. The only criterion that can be measured is the RF immunity in T-coil mode. This is measured using the same procedure as the audio coupling mode at the same levels.

The signal quality of the axial and radial components of the magnetic field was used to determine the T-coil mode category.

Category	Telephone RF Parameters
	Wireless Device Signal Quality [(Signal + Noise)-to-noise ratio in dB]
T1	0 to 10 dB
T2	10 to 20 dB
T3	20 to 30 dB
T4	> 30 dB

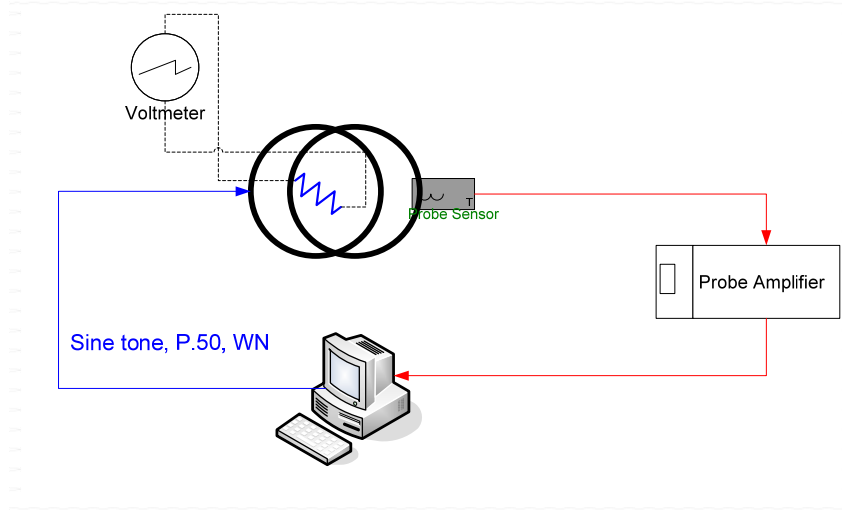
Table 4-1  
Magnetic Coupling Parameters

FCC ID: ACJFZN1B	 <b>PCTEST</b> ENGINEERING LABORATORY, INC.	HAC (T-COIL) TEST REPORT	 <b>Panasonic</b>	Reviewed by: Quality Manager
Filename: 0Y1603280623-R2.ACJ	Test Dates: 04/04/2016 - 04/11/2016, 05/11/2016 - 05/13/2016	EUT Type: Portable Handset		Page 7 of 59

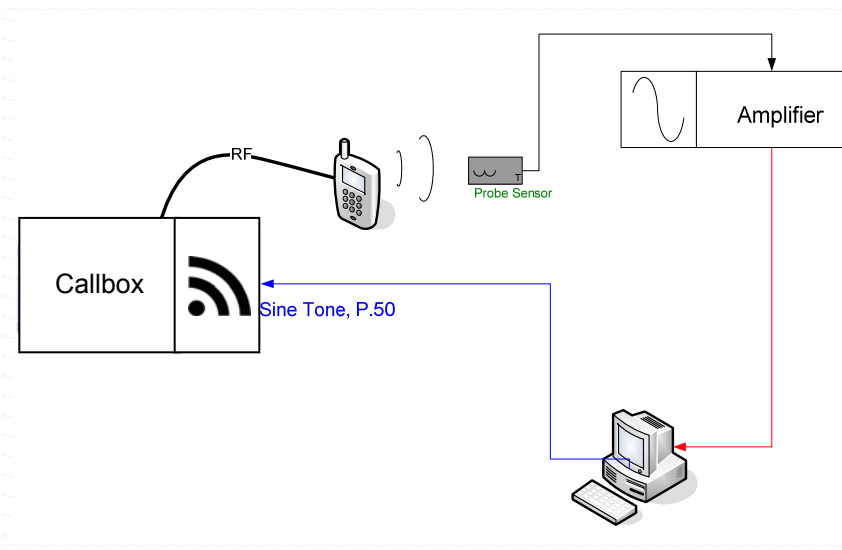
## 5. METHOD OF MEASUREMENT

### I. Test Setup



The equipment was connected as shown in an acoustic/RF hemi-anechoic chamber:



**Figure 5-1**  
Validation Setup with Helmholtz Coil




**Figure 5-2**  
T-Coil Test Setup

FCC ID: ACJFZN1B		HAC (T-COIL) TEST REPORT		Reviewed by: Quality Manager
Filename: 0Y1603280623-R2.ACJ	Test Dates: 04/04/2016 - 04/11/2016, 05/11/2016 - 05/13/2016	EUT Type: Portable Handset		Page 8 of 59

## II. Scanning Mechanism

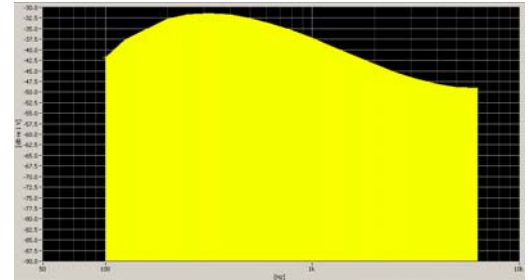
Manufacturer: TEM  
 Accuracy:  $\pm 0.83$  cm/meter  
 Minimum Step Size: 0.1 mm  
 Maximum speed: 6.1 cm/sec  
 Line Voltage: 115 VAC  
 Line Frequency: 60 Hz  
 Material Composite: Delrin (Acetal)  
 Data Control: Parallel Port  
 Dynamic Range (X-Y-Z): 45 x 31.75 x 47 cm  
 Dimensions: 36" x 25" x 38"  
 Operating Area: 36" x 49" x 55"  
 Reflections: < -20 dB (in anechoic chamber)



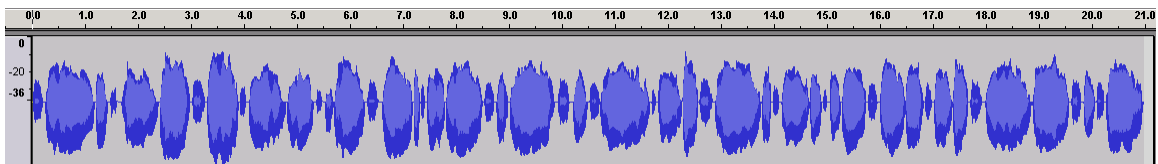
**Figure 5-3**  
RF Near-Field Scanner

## III. ITU-T P.50 Artificial Voice



Manufacturer: ITU-T  
 Active Frequency Range: 100 Hz – 8 kHz  
 Stimulus Type: Male and Female, no spaces  
 Single Sample Duration: 20.96 seconds  
 Activity Level: 100%



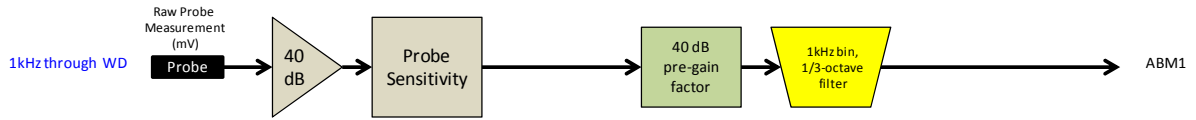
**Figure 5-4**  
Spectral Characteristic of full P.50



**Figure 5-5**  
Temporal Characteristic of full P.50

FCC ID: ACJFZN1B		HAC (T-COIL) TEST REPORT		Reviewed by: Quality Manager
Filename: 0Y1603280623-R2.ACJ	Test Dates: 04/04/2016 - 04/11/2016, 05/11/2016 - 05/13/2016	EUT Type: Portable Handset		Page 9 of 59

ABM1 Measurement Block Diagram:



ABM2 Measurement Block Diagram:

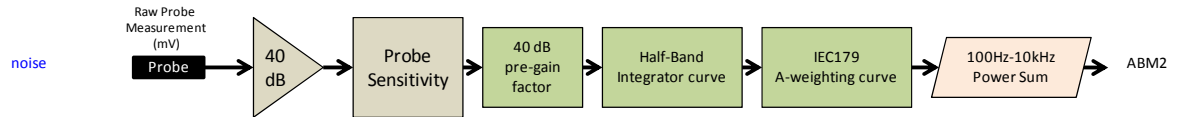


Figure 5-6 Magnetic Measurement Processing Steps

## IV. Test Procedure

1. Ambient Noise Check per C63.19 §7.3.1
  - a. Ambient interference was monitored using a Real-Time Analyzer between 100-10,000 Hz with 1/3 octave filtering.
  - b. “A-weighting” and Half-Band Integration was applied to the measurements.
  - c. Since this measurement was measured in the same method as ABM2 measurements, this level was verified to be more than 10 dB below the lowest measurement signal (which is the highest ABM2 measurement for a T4 WD). Therefore the maximum noise level for a T4 WD with an ABM1 = -18 dBA/m is:  

$$-18 - 30 - 10 = -58 \text{ dBA/m}$$
2. Measurement System Validation(See Figure 5-1)
  - a. The measurement system including the probe, pre-amplifier and acquisition system were validated as an entire system to ensure the reliability of test measurements.
  - b. ABM1 Validation  
 The magnetic field at the center of the Helmholtz coil is given by the equation (per C63.19 Annex D.10.1):

$$H_c = \frac{NI}{r\sqrt{1.25^3}} = \frac{N\left(\frac{V}{R}\right)}{r\sqrt{1.25^3}}$$

Where  $H_c$  = magnetic field strength in amperes per meter  
 $N$  = number of turns per coil

For the Helmholtz Coil,  $N=20$ ;  $r=0.13\text{m}$ ;  $R=10.193\Omega$  and using  $V=29\text{mV}$ :

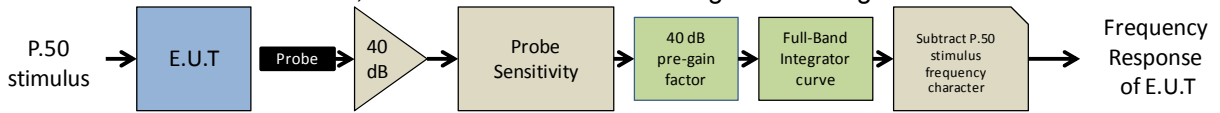
$$H_c = \frac{20 \cdot \left(\frac{0.029}{10.193}\right)}{0.13 \cdot \sqrt{1.25^3}} = 0.316 \text{ A/m} \approx -10 \text{ dB(A/m)}$$

Therefore a pure tone of 1kHz was applied into the coils such that 29mV was observed across the resistor. The voltmeter used for measurement was verified to be capable of measurements in the audio band range. This theoretically generates an expected field of -10 dB(A/m) in the center of the Helmholtz coil which was used to validate the probe measurement at -10dB(A/m). This was verified to be within  $\pm 0.5$  dB of the -10dB(A/m) value (see Page 26).

FCC ID: ACJFZN1B		HAC (T-COIL) TEST REPORT		Reviewed by: Quality Manager
Filename: 0Y1603280623-R2.ACJ	Test Dates: 04/04/2016 - 04/11/2016, 05/11/2016 - 05/13/2016	EUT Type: Portable Handset		Page 10 of 59

c. Frequency Response Validation

The frequency response through the Helmholtz Coil was verified to be within 0.5 dB relative to 1kHz, between 300 – 3000 Hz using the P.50 signal as shown below:





**Figure 5-7 Frequency Response Validation**

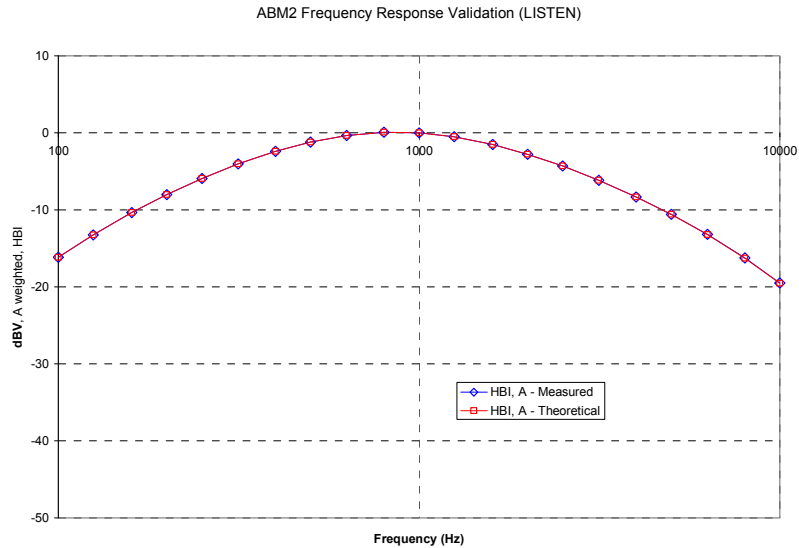
d. ABM2 Measurement Validation

WD noise measurements are filtered with A-weighting and Half-Band Integration over a frequency range of 100Hz – 10kHz to process ABM2 measurements. Below is the verification of the system processing A-weighting and Half-Band integration between system input to output within 0.5 dB of the theoretical result:

**Table 5-1  
ABM2 Frequency Response Validation**

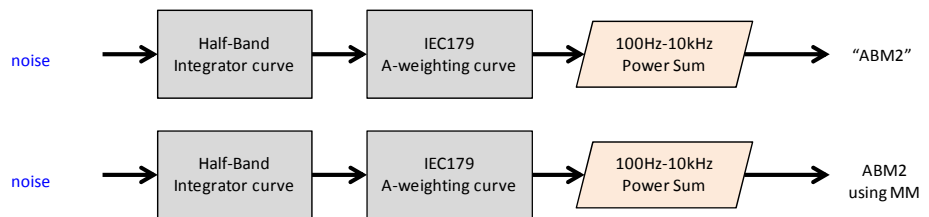
f (Hz)	HBI, A - Measured (dB re 1kHz)	HBI, A - Theoretical (dB re 1kHz)	dB Var.
100	-16.180	-16.170	-0.010
125	-13.257	-13.250	-0.007
160	-10.347	-10.340	-0.007
200	-8.017	-8.010	-0.007
250	-5.925	-5.920	-0.005
315	-4.045	-4.040	-0.005
400	-2.405	-2.400	-0.005
500	-1.212	-1.210	-0.002
630	-0.349	-0.350	0.001
800	0.071	0.070	0.001
1000	0.000	0.000	0.000
1250	-0.503	-0.500	-0.003
1600	-1.513	-1.510	-0.003
2000	-2.778	-2.780	0.002
2500	-4.316	-4.320	0.004
3150	-6.166	-6.170	0.004
4000	-8.322	-8.330	0.008
5000	-10.573	-10.590	0.017
6300	-13.178	-13.200	0.022
8000	-16.241	-16.270	0.029
10000	-19.495	-19.520	0.025

FCC ID: ACJFZN1B	 <b>PCTEST</b> ENGINEERING LABORATORY, INC.	HAC (T-COIL) TEST REPORT		Reviewed by: Quality Manager
Filename: 0Y1603280623-R2.ACJ	Test Dates: 04/04/2016 - 04/11/2016, 05/11/2016 - 05/13/2016	EUT Type: Portable Handset		Page 11 of 59





**Figure 5-8**  
**ABM2 Frequency Response Validation**

The ABM2 result is a power sum from 100Hz to 10kHz with half-band integration and A-weighting. To verify the power sum measurement, a power sum over the full band was measured and verified to track with the source level (See Figure 5-9). Therefore the setup in this step was used to verify the power sum post-processing for ABM2 measurements. See below block diagram:



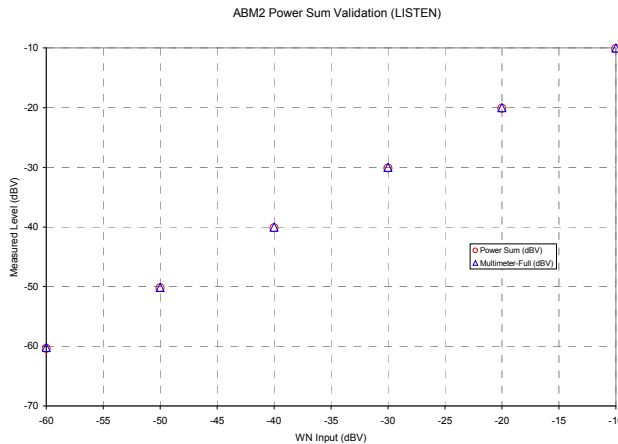
**Figure 5-9**  
**ABM2 Validation Block Diagram**

The power summed output results for a known input were compared to the multi-meter results to verify any deviation in the post-processing implemented with the power-sum.

FCC ID: ACJFZN1B		HAC (T-COIL) TEST REPORT		Reviewed by: Quality Manager
Filename: 0Y1603280623-R2.ACJ	Test Dates: 04/04/2016 - 04/11/2016, 05/11/2016 - 05/13/2016	EUT Type: Portable Handset		Page 12 of 59

**Table 5-2  
ABM2 Power Sum Validation**

WN Input (dBV)	Power Sum (dBV)	Multimeter-Full (dBV)	Dev (dB)
-60	-60.36	-60.2	0.16
-50	-50.19	-50.13	0.06
-40	-40.14	-40.03	0.11
-30	-30.13	-30.01	0.12
-20	-20.12	-20	0.12
-10	-10.14	-10	0.14

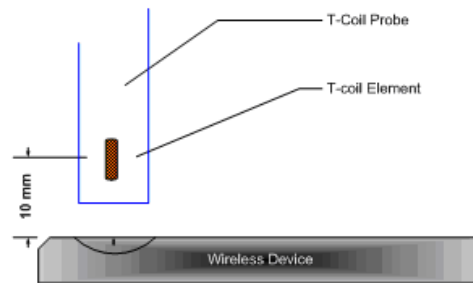


**Figure 5-10  
ABM2 Power Sum Validation**

3. Measurement Test Setup

a. Fine scan above the WD (TEM)

- i. A multitone signal was applied to the handset such that the phone acoustic output was stable within 1dB over the probe settling time and with the acoustic output level at the C63.19 specified levels (below). The measurement step size was in 2 mm increments at a distance of 10 mm between the surface of the wireless device as shown below:



**Figure 5-11  
Measurement Distance**

- ii. After scanning, the planar field maximum point was determined. The position of the probe was moved to this location to setup the test using the SoundCheck system.

FCC ID: ACJFZN1B	PCTEST ENGINEERING LABORATORY, INC.	HAC (T-COIL) TEST REPORT	Panasonic	Reviewed by: Quality Manager
Filename: 0Y1603280623-R2.ACJ	Test Dates: 04/04/2016 - 04/11/2016, 05/11/2016 - 05/13/2016	EUT Type: Portable Handset	Page 13 of 59	

- iii. These steps were repeated for all T-coil orientations (axial and radial) per Figure 5-15 after a T-coil orientation was fully measured with the SoundCheck system.
- b. Speech Signal Setup to Base Station Simulator
  - i. C63.19 Table 7-1 states audio reference input levels for various technologies:

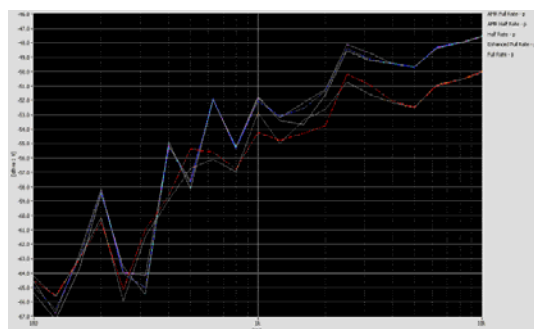
Standard	Technology	Input Level (dBm0)
TIA/EIA/IS-2000	CDMA	-18
J-STD-007	GSM (217)	-16
T1/T1P1/3GPP	UMTS (WCDMA)	-16
IDEN™	TDMA (22 and 11 Hz)	-18

The CMU200 audio levels were determined using base station simulator manufacturer calibration procedures resulting in the below corresponding voltages relative to handset test point level (in dBm0):



**Table 5-3**  
**CMU200 Voltage Input Levels for Audio**

dBm0 Ref.	Voltage		Notes
3.14 dBm0	990.5 mV	-0.08 dBV	From GSM "DECODER CAL". (What is needed through Encoder for FS)
-16 dBm0	109.4 mV	-19.2 dBV	For Speechcod/Handset Low
dBm0 Ref.	Voltage		Notes
3.14 dBm0	1068.5 mV	0.58 dBV	From UMTS "DECODER CAL". (What is needed through Encoder for FS)
-16 dBm0	118.0 mV	-18.6 dBV	For Handset Low
dBm0 Ref.	Input Voltage		Notes
3.14 dBm0	1052.0 mV	0.4 dBV	From CDMA2K "DECODER CAL". (What is needed through Encoder for FS)
-18 dBm0	92.260 mV	-20.7 dBV	For 8k Enhanced (Low)

- c. Real-Time Analyzer (RTA)
  - i. The Real-Time Analyzer was configured to analyze measurements using 1/3 Octave band weighted filtering.
- d. WD Radio Configuration Selection
  - i. The device was chosen to be tested in the worst-case ABM2 condition (see below for GSM, see Section 6 for more information regarding worst-case configurations for CDMA and UMTS.):

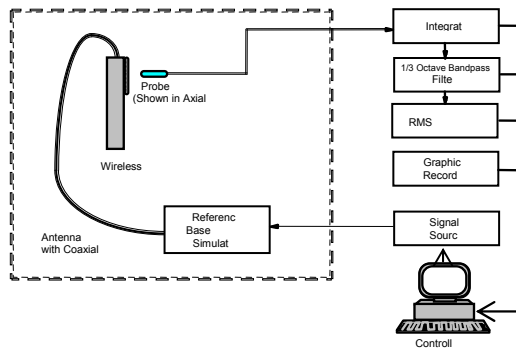


**Figure 5-12**  
**Vocoder Analysis for ABM Noise for GSM**

FCC ID: ACJFZN1B		HAC (T-COIL) TEST REPORT		Reviewed by: Quality Manager
Filename: 0Y1603280623-R2.ACJ	Test Dates: 04/04/2016 - 04/11/2016, 05/11/2016 - 05/13/2016	EUT Type: Portable Handset	Page 14 of 59	

4. Signal Quality Data Analysis
  - a. Narrow-band Magnetic Intensity
    - i. The standard specifies a 1kHz 1/3 octave band minimum field intensity for a sine tone. The ABM1 measurements were evaluated at 1kHz with 1/3 octave band filtering over an averaged period of 10 seconds.
  - b. Frequency Response
    - i. The appropriate frequency response curve was measured to curves in Figure 4-1 or Figure 4-2 between 300 – 3000 Hz using digital linear averaging (limit lines chosen according to measurement found in step 4a). A linear average over 3x the length of the artificial voice signal (3x sampling) was performed. A 10 second delay was configured in the measurement process of the stimulus to ensure handset vocoder latency effects and echo cancellation devices (if any) were appropriately stabilized during measurements.
    - ii. The appropriate post-processing was applied according to the system processing chain illustrated in Figure 5-7. All R10 frequencies were plotted with respect to 0dB at 1kHz value and aligned with respect to the EIA-504 mask.
    - iii. The margin is represented by the closest measured data point on the curve to the EIA-504 limit lines, in dB.
  - c. Signal Quality Index
    - i. Ensuring the WD was at maximum RF power, maximum volume, backlight on, display on, maximum contrast setting, keypad lights on (when possible) with no audio signal through the vocoder, the WD was measured over at least 100 Hz – 10,000 Hz, maximized over 5 seconds with a 50ms sample time for the ABM2 measurement (5 second time period is used in noise measurements under standards such as IEEE 269, etc.).
    - ii. After applying half-band integration and A-weighting to the result, a power sum was applied over each 1/3 octave bandwidth frequency for an ABM2 value.
    - iii. This result was subtracted from the ABM1 result in step a, to obtain the Signal Quality.



## V. Test Setup



**Figure 5-13**  
**Audio Magnetic Field Test Setup**

## VI. Deviation from C63.19 Test Procedure

Non-conducted RF connection due to inaccessibility of RF ports with battery installed.

FCC ID: ACJFZN1B	 PCTEST ENGINEERING LABORATORY, INC.	HAC (T-COIL) TEST REPORT	 Panasonic	Reviewed by: Quality Manager
Filename: 0Y1603280623-R2.ACJ	Test Dates: 04/04/2016 - 04/11/2016, 05/11/2016 - 05/13/2016	EUT Type: Portable Handset		Page 15 of 59

## VII. Air Interface Technologies Tested

All air interfaces which support voice capabilities over a managed CMRS were tested for T-coil unless otherwise noted. See Table 3-1 for more details regarding which modes were tested.

According to the April 2013 TCB workshop slides, WIFI and other OTT data services are outside the current definition of a managed CMRS service and are currently not required to be evaluated.

VoLTE air interfaces were not tested in accordance with the guidance issued by OET in KDB publication 285076 D02 T-Coil testing for CMRS IP.

## VIII. Wireless Device Channels and Frequencies

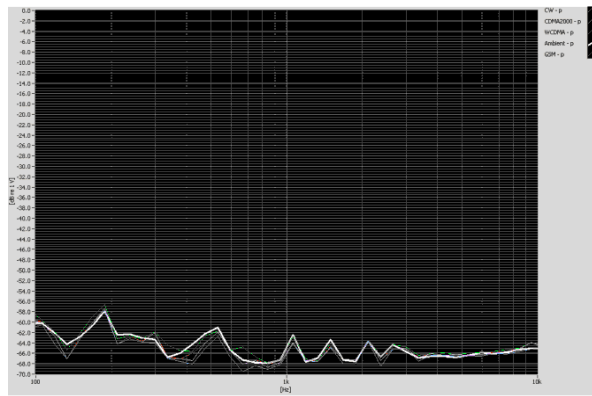
### 1. 2G/3G Modes

The frequencies listed in the table below are those that lie in the center of the bands used for cellular telephony. Low, middle and high channels were tested in each band for FCC compliance evaluation to ensure the maximum emission is captured across the entire band.

**Table 5-4  
Center Channels and Frequencies**



Test frequencies & associated channels	
Channel	Frequency (MHz)
<b>Cellular 850</b>	
384 (CDMA)	836.52
190 (GSM)	836.60
4183 (UMTS)	836.60
<b>PCS 1900</b>	
600 (CDMA)	1880
661 (GSM)	1880
9400 (UMTS)	1880

## IX. RF Emission Effect on T-coil Measurements



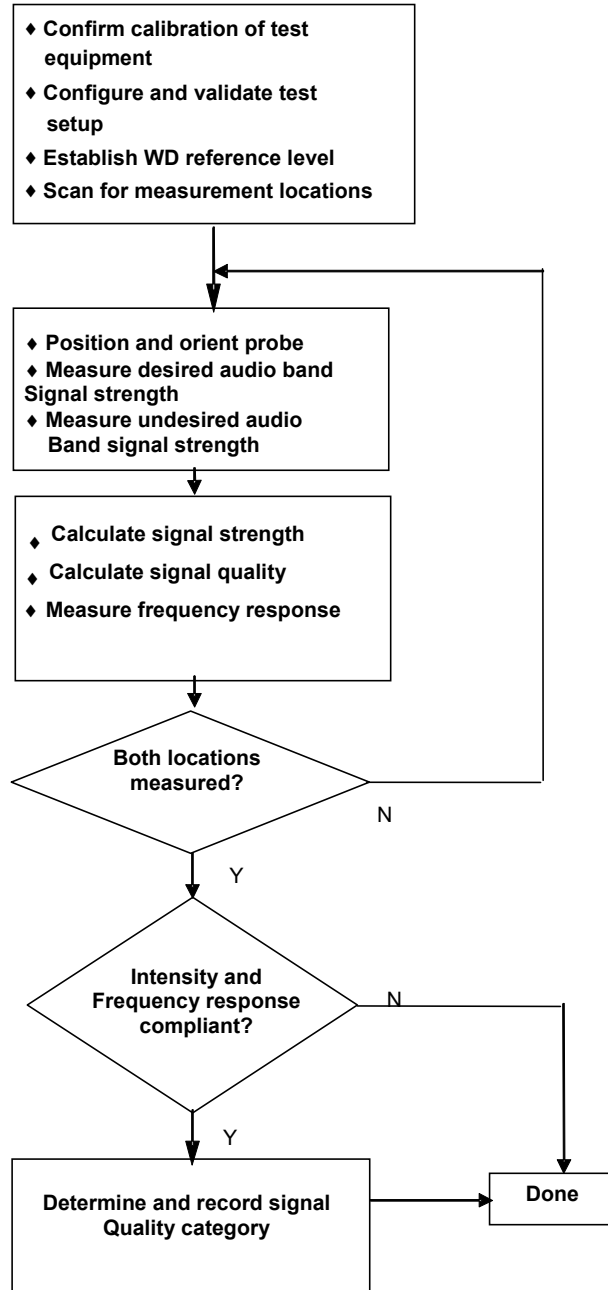
**Figure 5-14**

**High power RF Emissions Effect with HAC Dipole on the T-coil Probe System 10mm between dipole maximum and magnetic probe**



FCC ID: ACJFZN1B		HAC (T-COIL) TEST REPORT		Reviewed by: Quality Manager
Filename: 0Y1603280623-R2.ACJ	Test Dates: 04/04/2016 - 04/11/2016, 05/11/2016 - 05/13/2016	EUT Type: Portable Handset		Page 16 of 59

## X. Test Flow

The flow diagram below was followed (From C63.19):



**Figure 5-15**  
**C63.19 T-Coil Signal Test Process**

FCC ID: ACJFZN1B		HAC (T-COIL) TEST REPORT		Reviewed by: Quality Manager
Filename: 0Y1603280623-R2.ACJ	Test Dates: 04/04/2016 - 04/11/2016, 05/11/2016 - 05/13/2016	EUT Type: Portable Handset	Page 17 of 59	

© 2016 PCTEST Engineering Laboratory, Inc.

REV 3.1.M  
4/13/2016

© 2016 PCTEST Engineering Laboratory, Inc. All rights reserved. Unless otherwise specified, no part of this report may be reproduced or utilized in any part, form or by any means, electronic or mechanical, including photocopying and microfilm, without permission in writing from PCTEST Engineering Laboratory, Inc. If you have any questions about this international copyright or have an enquiry about obtaining additional rights to this report or assembly of contents thereof, please contact [INFO@PCTESTLAB.COM](mailto:INFO@PCTESTLAB.COM).

## 6. FCC 3G MEASUREMENTS

### I. CDMA Test Configurations

Radio Configuration 1, Service Option 3 (thick, green data curve) was used for the testing as the worst-case configuration for the handset due to vocoder gating from the EVRC logic. See below plot for ABM noise comparison between operational field service options and radio configurations for a CDMA2000 handset:

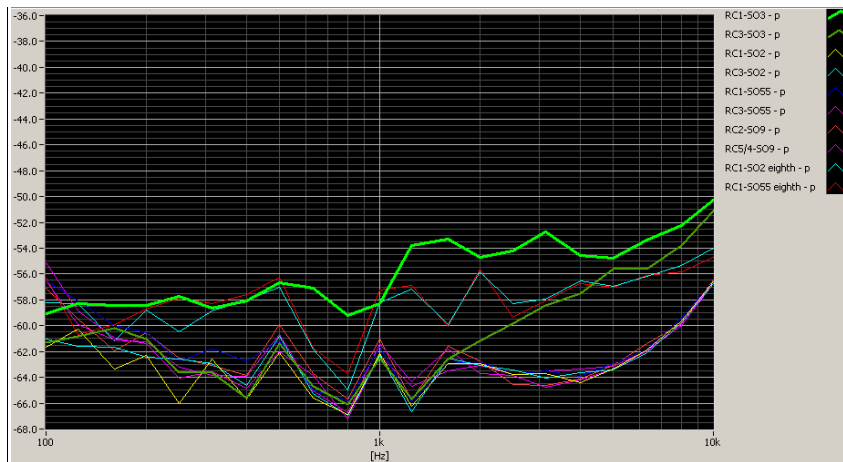


Figure 6-1  
CDMA Audio Band Magnetic Noise

### II. UMTS Test Configurations

AMR at 12.2kbps, 13.6kbps SRB was used for the testing as the worst-case configuration for the handset. See below plot for ABM noise comparison between vocoder rates:

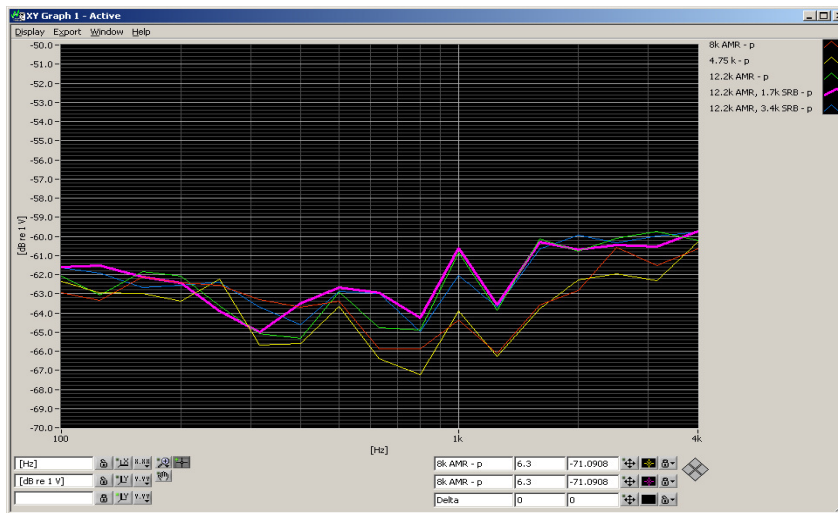




Figure 6-2  
UMTS Audio Band Magnetic Noise

FCC ID: ACJFZN1B	 PCTEST ENGINEERING LABORATORY, INC.	HAC (T-COIL) TEST REPORT	 Panasonic	Reviewed by: Quality Manager
Filename: 0Y1603280623-R2.ACJ	Test Dates: 04/04/2016 - 04/11/2016, 05/11/2016 - 05/13/2016	EUT Type: Portable Handset		Page 18 of 59

© 2016 PCTEST Engineering Laboratory, Inc.

REV 3.1.M  
4/13/2016

© 2016 PCTEST Engineering Laboratory, Inc. All rights reserved. Unless otherwise specified, no part of this report may be reproduced or utilized in any part, form or by any means, electronic or mechanical, including photocopying and microfilm, without permission in writing from PCTEST Engineering Laboratory, Inc. If you have any questions about this international copyright or have an enquiry about obtaining additional rights to this report or assembly of contents thereof, please contact [INFO@PCTESTLAB.COM](mailto:INFO@PCTESTLAB.COM).

### III. ABM Measurements

**Table 6-1  
FCC 3G ABM Measurements for ACJFZN1B (CDMA)**

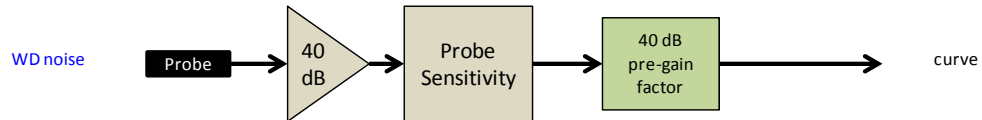
Codec Setting:	RC1/SO3	RC3/SO3	RC4/SO3	Orientation	Channel
ABM1 Pre-test (dBA/m)	-7.32	-7.75	-7.27	Radial	600
ABM2 Pre-test (dBA/m) (A-weight, Half-Band Int.)	-46.13	-56.31	-56.28		
S+N/N (dB)	38.81	48.56	49.01		

- Mute on; Backlight on; Max Volume; Max Contrast
- Power Control Bits = "All Up"



**Table 6-2  
FCC 3G ABM Measurements for ACJFZN1B (UMTS)**

Codec Setting:	AMR 12.2kbps	AMR 7.95kbps	AMR 4.75kbps	Orientation	Channel
ABM1 Pre-test (dBA/m)	-4.43	-4.15	-4.37	Radial	9262
ABM2 Pre-test (dBA/m) (A-weight, Half-Band Int.)	-58.66	-59.51	-59.66		
S+N/N (dB)	54.23	55.36	55.29		

- Mute on; Backlight on; Max Volume; Max Contrast
- TPC="All 1s"



**Figure 6-3  
Audio Band Magnetic Curve Measurement Block Diagram**

FCC ID: ACJFZN1B	 PCTEST ENGINEERING LABORATORY, INC.	HAC (T-COIL) TEST REPORT	 Panasonic	Reviewed by: Quality Manager
Filename: 0Y1603280623-R2.ACJ	Test Dates: 04/04/2016 - 04/11/2016, 05/11/2016 - 05/13/2016	EUT Type: Portable Handset	Page 19 of 59	

## 7. TEST SUMMARY

### I. T-Coil Test Summary

**Table 7-1**  
**Table of Results for CDMA**



C63.19 Sec.	Mode	Band	Test Description	Minimum Limit*	Measured	Verdict
				<i>dBa/m</i>	<i>dBa/m</i>	<i>PASS/FAIL</i>
8.3.1	CDMA	Cellular	Intensity, Axial	-18	0.9	PASS
8.3.1			Intensity, Radial	-18	-7.4	PASS
8.3.4			Signal-to-Noise/Noise, Axial	20	42.1	PASS
8.3.4			Signal-to-Noise/Noise, Radial	20	40.9	PASS
8.3.2			Frequency Response, Axial	0	2.0	PASS
8.3.1	CDMA	PCS	Intensity, Axial	-18	1.0	PASS
8.3.1			Intensity, Radial	-18	-7.8	PASS
8.3.4			Signal-to-Noise/Noise, Axial	20	40.7	PASS
8.3.4			Signal-to-Noise/Noise, Radial	20	39.3	PASS
8.3.2			Frequency Response, Axial	0	2.0	PASS

Note: The above summary table represents the worst-case numerical values according to configurations in Table 7-5.

**Table 7-2**  
**Table of Results for GSM**

C63.19 Sec.	Mode	Band	Test Description	Minimum Limit*	Measured	Verdict
				<i>dBa/m</i>	<i>dBa/m</i>	<i>PASS/FAIL</i>
8.3.1	GSM	Cellular	Intensity, Axial	-18	3.0	PASS
8.3.1			Intensity, Radial	-18	-4.4	PASS
8.3.4			Signal-to-Noise/Noise, Axial	20	33.2	PASS
8.3.4			Signal-to-Noise/Noise, Radial	20	28.3	PASS
8.3.2			Frequency Response, Axial	0	2.0	PASS
8.3.1	GSM	PCS	Intensity, Axial	-18	3.0	PASS
8.3.1			Intensity, Radial	-18	-4.3	PASS
8.3.4			Signal-to-Noise/Noise, Axial	20	35.2	PASS
8.3.4			Signal-to-Noise/Noise, Radial	20	30.9	PASS
8.3.2			Frequency Response, Axial	0	2.0	PASS

Note: The above summary table represents the worst-case numerical values according to configurations in Table 7-6.

FCC ID: ACJFZN1B		HAC (T-COIL) TEST REPORT		Reviewed by: Quality Manager
Filename: OY1603280623-R2.ACJ	Test Dates: 04/04/2016 - 04/11/2016, 05/11/2016 - 05/13/2016	EUT Type: Portable Handset		Page 20 of 59

© 2016 PCTEST Engineering Laboratory, Inc.

REV 3.1.M  
4/13/2016

© 2016 PCTEST Engineering Laboratory, Inc. All rights reserved. Unless otherwise specified, no part of this report may be reproduced or utilized in any part, form or by any means, electronic or mechanical, including photocopying and microfilm, without permission in writing from PCTEST Engineering Laboratory, Inc. If you have any questions about this international copyright or have an enquiry about obtaining additional rights to this report or assembly of contents thereof, please contact [INFO@PCTESTLAB.COM](mailto:INFO@PCTESTLAB.COM).

**Table 7-3  
Table of Results for UMTS**



C63.19 Sec.	Mode	Band	Test Description	Minimum Limit*	Measured	Verdict
				<i>dBa/m</i>	<i>dBa/m</i>	<i>PASS/FAIL</i>
8.3.1	UMTS	Cellular	Intensity, Axial	-18	2.7	PASS
8.3.1			Intensity, Radial	-18	-4.2	PASS
8.3.4			Signal-to-Noise/Noise, Axial	20	61.1	PASS
8.3.4			Signal-to-Noise/Noise, Radial	20	54.7	PASS
8.3.2			Frequency Response, Axial	0	2.0	PASS
8.3.1	UMTS	PCS	Intensity, Axial	-18	2.7	PASS
8.3.1			Intensity, Radial	-18	-4.2	PASS
8.3.4			Signal-to-Noise/Noise, Axial	20	60.5	PASS
8.3.4			Signal-to-Noise/Noise, Radial	20	54.4	PASS
8.3.2			Frequency Response, Axial	0	2.0	PASS

Note: The above summary table represents the worst-case numerical values according to configurations in Table 7-7.

**Table 7-4  
Consolidated Tabled Results**

		Freq. Response Margin		Magnetic Intensity Verdict		FCC SNNR Verdict		C63.19-2011 RATING
		Axial	Radial	Axial	Radial	Axial	Radial	
CDMA	Cellular	PASS	NA	PASS	PASS	PASS	PASS	T4
	PCS	PASS	NA	PASS	PASS	PASS	PASS	
GSM	Cellular	PASS	NA	PASS	PASS	PASS	PASS	T3
	PCS	PASS	NA	PASS	PASS	PASS	PASS	
UMTS	Cellular	PASS	NA	PASS	PASS	PASS	PASS	T4
	PCS	PASS	NA	PASS	PASS	PASS	PASS	



Note: Result shown is for T-coil category only.

FCC ID: ACJFZN1B	 <b>PCTEST</b> ENGINEERING LABORATORY, INC.	<b>HAC (T-COIL) TEST REPORT</b>		Reviewed by: Quality Manager
Filename: 0Y1603280623-R2.ACJ	Test Dates: 04/04/2016 - 04/11/2016, 05/11/2016 - 05/13/2016	EUT Type: Portable Handset		Page 21 of 59

## II. Raw Handset Data

**Table 7-5  
Raw Data Results for CDMA**

	Volume	Cellular Band					
		Axial			Radial		
		1013	384	777	1013	384	777
ABM1, dBA/m	Maximum	0.85	1.22	0.85	-7.19	-6.82	-7.44
ABM2, dBA/m		-41.29	-44.96	-43.81	-48.13	-51.19	-50.16
Ambient Noise, dBA/m		-61.84	-61.84	-61.84	-58.54	-58.54	-58.54
Freq. Response Margin (dB)		2.00	2.00	2.00	N/A	N/A	N/A
S+N/N (dB)		42.14	46.18	44.66	40.94	44.37	42.72
S+N/N per orientation (dB)		42.14			40.94		
C63.19-2011 Rating per orientation		<b>T4</b>			<b>T4</b>		
	Volume	PCS Band					
		Axial			Radial		
		25	600	1175	25	600	1175
ABM1, dBA/m	Maximum	1.01	1.26	1.08	-7.80	-6.92	-7.39
ABM2, dBA/m		-41.81	-39.45	-42.29	-47.60	-46.22	-48.32
Ambient Noise, dBA/m		-61.84	-61.84	-61.84	-58.54	-58.54	-58.54
Freq. Response Margin (dB)		2.00	2.00	2.00	N/A	N/A	N/A
S+N/N (dB)		42.82	40.71	43.37	39.80	39.30	40.93
S+N/N per orientation (dB)		40.71			39.30		
C63.19-2011 Rating per orientation		<b>T4</b>			<b>T4</b>		
T-coil Coordinates (cm)		[x,y] from bottom left	2.4, 2.6			2.6, 2.0	

FCC ID: ACJFZN1B		HAC (T-COIL) TEST REPORT		Reviewed by: Quality Manager
Filename: 0Y1603280623-R2.ACJ	Test Dates: 04/04/2016 - 04/11/2016, 05/11/2016 - 05/13/2016	EUT Type: Portable Handset		Page 22 of 59

© 2016 PCTEST Engineering Laboratory, Inc.

REV 3.1.M  
4/13/2016



© 2016 PCTEST Engineering Laboratory, Inc. All rights reserved. Unless otherwise specified, no part of this report may be reproduced or utilized in any part, form or by any means, electronic or mechanical, including photocopying and microfilm, without permission in writing from PCTEST Engineering Laboratory, Inc. If you have any questions about this international copyright or have an enquiry about obtaining additional rights to this report or assembly of contents thereof, please contact [INFO@PCTESTLAB.COM](mailto:INFO@PCTESTLAB.COM).

**Table 7-6  
Raw Data Results for GSM**

	Volume	Cellular Band							
		Axial			Radial				
		128	190	251	128*	128**	190	251	
ABM1, dBA/m	Maximum	3.03	3.00	3.03	-4.25	-4.35	-4.21	-4.23	
ABM2, dBA/m		-30.18	-31.49	-33.40	-32.59	-37.01	-34.12	-35.07	
Ambient Noise, dBA/m		-61.84	-61.84	-61.84	-58.54	-58.54	-58.54	-58.54	
Freq. Response Margin (dB)		1.97	1.98	1.97	N/A	N/A	N/A	N/A	
S+N/N (dB)		33.21	34.49	36.43	28.34	32.66	29.91	30.84	
S+N/N per orientation (dB)		33.21			28.34				
C63.19-2011 Rating per orientation		<b>T4</b>			<b>T3</b>				
	Volume	PCS Band							
		Axial			Radial				
		512	661	810		512	661	810	
ABM1, dBA/m	Maximum	3.02	3.01	3.03		-4.25	-4.18	-4.21	
ABM2, dBA/m		-32.18	-33.41	-35.55		-35.17	-36.41	-38.39	
Ambient Noise, dBA/m		-61.84	-61.84	-61.84		-58.54	-58.54	-58.54	
Freq. Response Margin (dB)		1.96	1.97	1.96		N/A	N/A	N/A	
S+N/N (dB)		35.20	36.42	38.58		30.92	32.23	34.18	
S+N/N per orientation (dB)		35.20			30.92				
C63.19-2011 Rating per orientation		<b>T4</b>			<b>T4</b>				
T-coil Coordinates (cm)	[x,y] from bottom left	2.4, 2.6			2.6, 2.0				



\* Note: This test was performed using the standard battery. For more information, see General Note 5 on p.25.

\*\* Note: This test was performed using the L-battery accessory. For more information, see General Note 5 on p.25.

FCC ID: ACJFZN1B	 <b>PCTEST</b> ENGINEERING LABORATORY, INC.	HAC (T-COIL) TEST REPORT		Reviewed by: Quality Manager
Filename: 0Y1603280623-R2.ACJ	Test Dates: 04/04/2016 - 04/11/2016, 05/11/2016 - 05/13/2016	EUT Type: Portable Handset	Page 23 of 59	

**Table 7-7  
Raw Data Results for UMTS**

	Volume	Cellular Band					
		Axial			Radial		
		4132	4183	4233	4132	4183	4233
ABM1, dBA/m	Maximum	2.87	3.32	2.74	-4.18	-4.20	-4.18
ABM2, dBA/m		-58.25	-58.30	-58.62	-59.55	-59.28	-58.89
Ambient Noise, dBA/m		-61.84	-61.84	-61.84	-61.27	-61.27	-61.27
Freq. Response Margin (dB)		2.00	2.00	2.00	N/A	N/A	N/A
S+N/N (dB)		61.12	61.62	61.36	55.37	55.08	54.71
S+N/N per orientation (dB)		61.12			54.71		
C63.19-2011 Rating per orientation		<b>T4</b>			<b>T4</b>		
	Volume	PCS Band					
		Axial			Radial		
		9262	9400	9538	9262	9400	9538
ABM1, dBA/m	Maximum	2.74	2.74	2.72	-4.20	-4.19	-4.19
ABM2, dBA/m		-58.00	-57.79	-58.42	-58.60	-58.82	-58.97
Ambient Noise, dBA/m		-61.84	-61.84	-61.84	-61.27	-61.27	-61.27
Freq. Response Margin (dB)		2.00	2.00	2.00	N/A	N/A	N/A
S+N/N (dB)		60.74	60.53	61.14	54.40	54.63	54.78
S+N/N per orientation (dB)		60.53			54.40		
C63.19-2011 Rating per orientation		<b>T4</b>			<b>T4</b>		
T-coil Coordinates (cm)	[x,y] from bottom left	2.4, 2.6			2.6, 2.0		

FCC ID: ACJFZN1B	 PCTEST ENGINEERING LABORATORY, INC.	HAC (T-COIL) TEST REPORT	 Panasonic	Reviewed by: Quality Manager
Filename: 0Y1603280623-R2.ACJ	Test Dates: 04/04/2016 - 04/11/2016, 05/11/2016 - 05/13/2016	EUT Type: Portable Handset		Page 24 of 59

### III. Test Notes

#### A. General Notes

1. Phone Condition: Mute on; Backlight on; Max Volume; Max Contrast
2. 'Radial' orientation refers to radial transverse.
3. Speech Signal: ITU-T P.50 Artificial Voice
4. Hearing Aid Mode (**Settings**→**Sound and notifications**→**Other Sounds**→**Hearing aids**) as well as Noise Suppression mode (**Settings**→**Sound and notifications**→**Other Sounds**→**Noise Suppression**) was set to ON for Frequency Response compliance.
5. The overall worst-case configuration using the standard battery was additionally used for testing with the L-battery accessory. GSM850 ch.128 using the Radial probe orientation was the overall worst-case configuration for standard battery testing for this device. This configuration was therefore used for testing with the L-battery accessory. See Table 7-6 for detailed results.

#### B. CDMA

1. Power Configuration: Power Control Bits = "All Up"
2. Vocoder Configuration: RC1/SO3 (CDMA - EVRC)

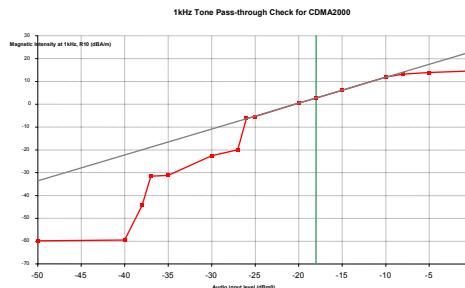
#### C. GSM

1. Power Configuration: GSM850: PCL=5, GSM1900: PCL=0
2. Vocoder Configuration: EFR (GSM)



#### D. UMTS

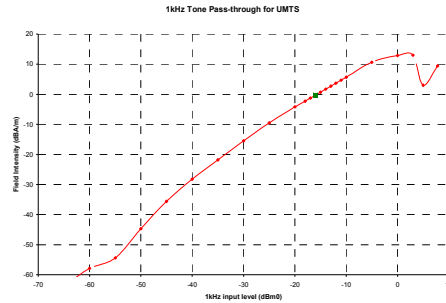
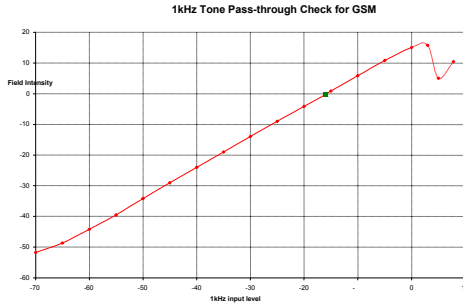
1. Power Configuration: TPC="All 1s"
2. Vocoder Configuration: AMR 12.2 kbps (UMTS)

### IV. 1 kHz Vocoder Application Check



This model was verified to be within the linear region for ABM1 measurements at -18 dBm0 for CDMA. This measurement was taken in the axial configuration above the maximum location.

FCC ID: ACJFZN1B		HAC (T-COIL) TEST REPORT		Reviewed by: Quality Manager
Filename: 0Y1603280623-R2.ACJ	Test Dates: 04/04/2016 - 04/11/2016, 05/11/2016 - 05/13/2016	EUT Type: Portable Handset	Page 25 of 59	



This model was verified to be within the linear region for ABM1 measurements at -16 dBm0 for GSM, and UMTS. This measurement was taken in the axial configuration above the maximum location.



## V. T-Coil Validation Test Results

**Table 7-8**  
**Helmholtz Coil Validation Table of Results - 04/04/2016**

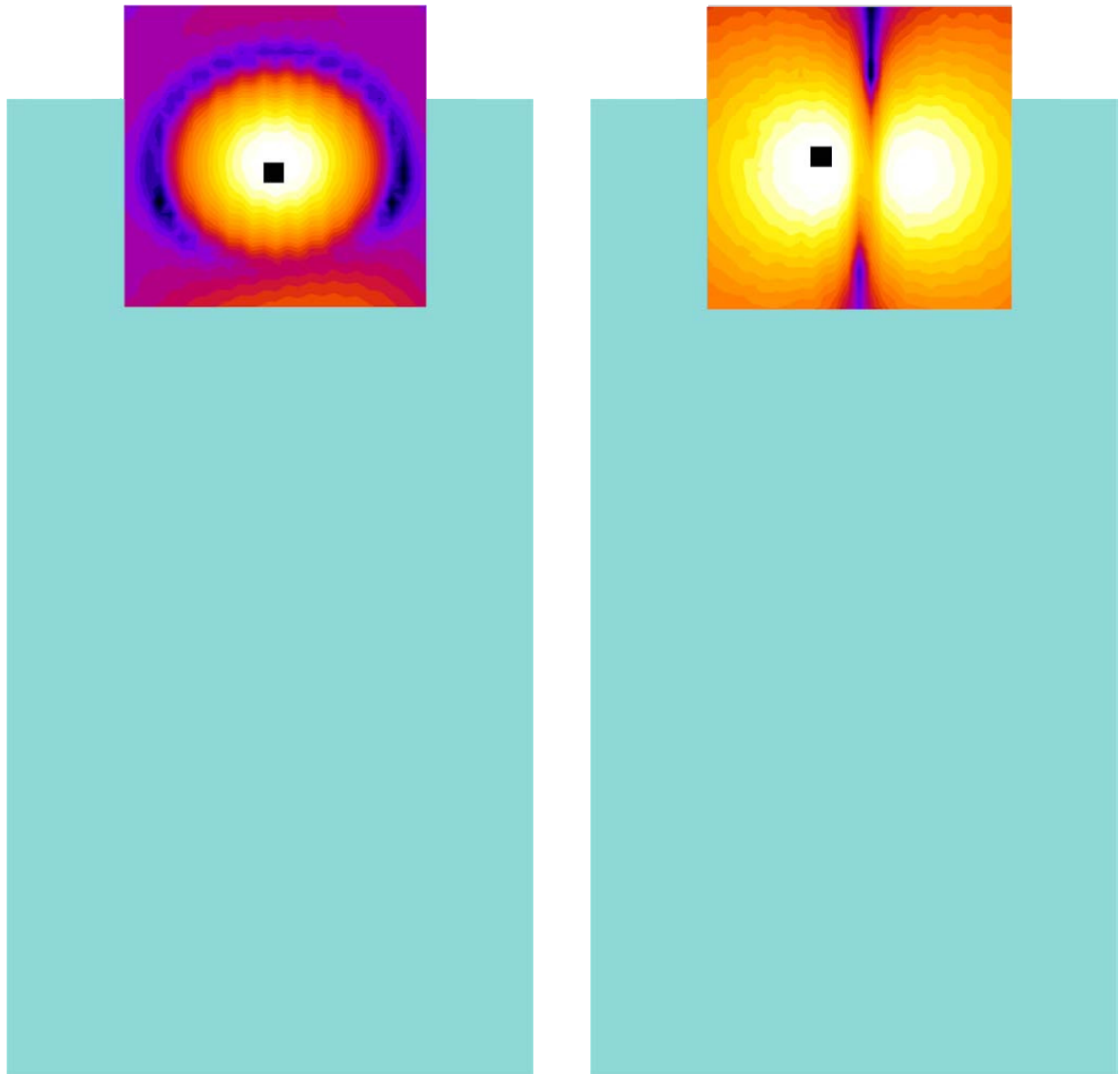
Item	Target	Result	Verdict
Axial			
Magnetic Intensity, -10 dBA/m	$-10 \pm 0.5$ dB	-9.776	PASS
Environmental Noise	< -58 dBA/m	-61.84	PASS
Frequency Response, from limits	> 0 dB	0.60	PASS
Radial			
Magnetic Intensity, -10 dBA/m	$-10 \pm 0.5$ dB	-10.145	PASS
Environmental Noise	< -58 dBA/m	-58.54	PASS
Frequency Response, from limits	> 0 dB	0.80	PASS

**Table 7-9**  
**Helmholtz Coil Validation Table of Results - 05/11/2016**

Item	Target	Result	Verdict
Radial			
Magnetic Intensity, -10 dBA/m	$-10 \pm 0.5$ dB	-9.964	PASS
Environmental Noise	< -58 dBA/m	-61.27	PASS
Frequency Response, from limits	> 0 dB	0.80	PASS

FCC ID: ACJFZN1B		HAC (T-COIL) TEST REPORT		Reviewed by: Quality Manager
Filename: OY1603280623-R2.ACJ	Test Dates: 04/04/2016 - 04/11/2016, 05/11/2016 - 05/13/2016	EUT Type: Portable Handset	Page 26 of 59	

## VI. ABM1 Magnetic Field Distribution Scan Overlays





Axial

Radial (Transverse)

**Figure 7-1**  
**T-Coil Scan Overlay Magnetic Field Distributions**

### Notes:

1. Final measurement locations are indicated by a cursor on the contour plots.
2. See Test Setup Photographs for actual WD overlay.

FCC ID: ACJFZN1B		HAC (T-COIL) TEST REPORT		Reviewed by: Quality Manager
Filename: 0Y1603280623-R2.ACJ	Test Dates: 04/04/2016 - 04/11/2016, 05/11/2016 - 05/13/2016	EUT Type: Portable Handset	Page 27 of 59	

© 2016 PCTEST Engineering Laboratory, Inc.

REV 3.1.M

4/13/2016

© 2016 PCTEST Engineering Laboratory, Inc. All rights reserved. Unless otherwise specified, no part of this report may be reproduced or utilized in any part, form or by any means, electronic or mechanical, including photocopying and microfilm, without permission in writing from PCTEST Engineering Laboratory, Inc. If you have any questions about this international copyright or have an enquiry about obtaining additional rights to this report or assembly of contents thereof, please contact [INFO@PCTESTLAB.COM](mailto:INFO@PCTESTLAB.COM).

## 8. MEASUREMENT UNCERTAINTY



**Table 8-1  
Uncertainty Estimation Table**

Contribution	Data +/- %	Data +/- dB	Data Type	Probability distribution	Divisor	Standard uncertainty	Standard Uncertainty (dB)
ABM Noise	7.0%	0.29	Std. Dev.	Normal k=1	1.00	7.0%	
RF Reflections	4.7%	0.20	Specification	Rectangular	1.73	2.7%	
Reference Signal Level	12.2%	0.50	Specification	Rectangular	1.73	7.0%	
Positioning Accuracy	10.0%	0.41	Uncertainty	Rectangular	1.73	5.8%	
Probe Coil Sensitivity	12.2%	0.50	Specification	Rectangular	1.73	7.0%	
Probe Linearity	2.4%	0.10	Std. Dev.	Normal k=1	1.00	2.4%	
Cable Loss	2.8%	0.12	Specification	Rectangular	1.73	1.6%	
Frequency Analyzer	5.0%	0.21	Specification	Rectangular	1.73	2.9%	
System Repeatability	5.0%	0.21	Std. Dev.	Normal k=1	1.00	5.0%	
WD Repeatability	9.0%	0.37	Std. Dev.	Normal k=1	1.00	9.0%	
Positioner Accuracy	1.0%	0.04	Specification	Rectangular	1.73	0.6%	
Combined standard uncertainty, $u_c$ (k=1)						17.7%	0.71
Expanded uncertainty (k=2), 95% confidence level						35.3%	1.31

**Notes:**

1. Test equipments are calibrated according to techniques outlined in NIS81, NIS3003 and NIST Tech Note 1297.
2. All equipments have traceability according to NIST. Measurement Uncertainties are defined in further detail in NIS 81 and NIST Tech Note 1297 and UKAS M3003.



Measurement uncertainty reflects the quality and accuracy of a measured result as compared to the true value. Such statements are generally required when stating results of measurements so that it is clear to the intended audience that the results may differ when reproduced by different facilities. Measurement results vary due to the measurement uncertainty of the instrumentation, measurement technique, and test engineer. Most uncertainties are calculated using the tolerances of the instrumentation used in the measurement, the measurement setup variability, and the technique used in performing the test. While not generally included, the variability of the equipment under test also figures into the overall measurement uncertainty. Another component of the overall uncertainty is based on the variability of repeated measurements (so-called Type A uncertainty). This may mean that the Hearing Aid compatibility tests may have to be repeated by taking down the test setup and resetting it up so that there are a statistically significant number of repeat measurements to identify the measurement uncertainty. By combining the repeat measurement results with that of the instrumentation chain using the technique contained in NIS 81 and NIS 3003, the overall measurement uncertainty was estimated.

<b>FCC ID:</b> ACJFZN1B		<b>HAC (T-COIL) TEST REPORT</b>		<b>Reviewed by:</b> Quality Manager
<b>Filename:</b> 0Y1603280623-R2.ACJ	<b>Test Dates:</b> 04/04/2016 - 04/11/2016, 05/11/2016 - 05/13/2016	<b>EUT Type:</b> Portable Handset	Page 28 of 59	



## 9. EQUIPMENT LIST

**Table 9-1  
Equipment List**

Manufacturer	Model	Description	Cal Date	Cal Interval	Cal Due	Serial Number
Dell	Latitude E6540	SoundCheck Acoustic Analyzer Laptop	11/17/2015	Annual	11/17/2016	7BFNM32
Listen	SoundConnect	Microphone Power Supply	11/13/2015	Annual	11/13/2016	PS2612
RME	Fireface UC	Soundcheck Acoustic Analyzer External Audio Interface	11/17/2015	Annual	11/17/2016	23528889
Rohde & Schwarz	CMU200	Base Station Simulator	3/29/2016	Annual	3/29/2017	836371/0079
Rohde & Schwarz	CMU200	Base Station Simulator	12/2/2015	Annual	12/2/2016	833855/0010
TEM		HAC System Controller with Software	N/A		N/A	N/A
TEM		HAC Positioner	N/A		N/A	N/A
TEM	Radial T-Coil Probe	Radial T-Coil Probe	11/17/2015	Annual	11/17/2016	TEM-1130
TEM	Axial T-Coil Probe	Axial T-Coil Probe	11/17/2015	Annual	11/17/2016	TEM-1124
TEM	Helmholtz Coil	Helmholtz Coil	12/22/2015	Annual	12/22/2016	SBI 1052

FCC ID: ACJFZN1B		HAC (T-COIL) TEST REPORT		Reviewed by: Quality Manager
Filename: 0Y1603280623-R2.ACJ	Test Dates: 04/04/2016 - 04/11/2016, 05/11/2016 - 05/13/2016	EUT Type: Portable Handset	Page 29 of 59	

## 10. TEST DATA

<b>FCC ID:</b> ACJFZN1B		<b>HAC (T-COIL) TEST REPORT</b>		<b>Reviewed by:</b> Quality Manager
<b>Filename:</b> 0Y1603280623-R2.ACJ	<b>Test Dates:</b> 04/04/2016 - 04/11/2016, 05/11/2016 - 05/13/2016	<b>EUT Type:</b> Portable Handset	Page 30 of 59	

© 2016 PCTEST Engineering Laboratory, Inc.

REV 3.1.M  
4/13/2016

© 2016 PCTEST Engineering Laboratory, Inc. All rights reserved. Unless otherwise specified, no part of this report may be reproduced or utilized in any part, form or by any means, electronic or mechanical, including photocopying and microfilm, without permission in writing from PCTEST Engineering Laboratory, Inc. If you have any questions about this international copyright or have an enquiry about obtaining additional rights to this report or assembly of contents thereof, please contact [INFO@PCTESTLAB.COM](mailto:INFO@PCTESTLAB.COM).

  
**PCTEST Hearing-Aid Compatibility Facility**

**DUT: HH Coil – SN: SBI 1052**

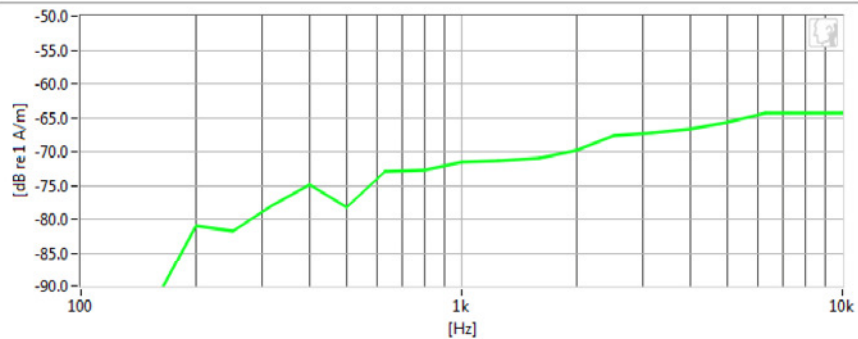
Type: HH Coil  
Serial: SBI 1052

**Measurement Standard:** ANSI C63.19-2011

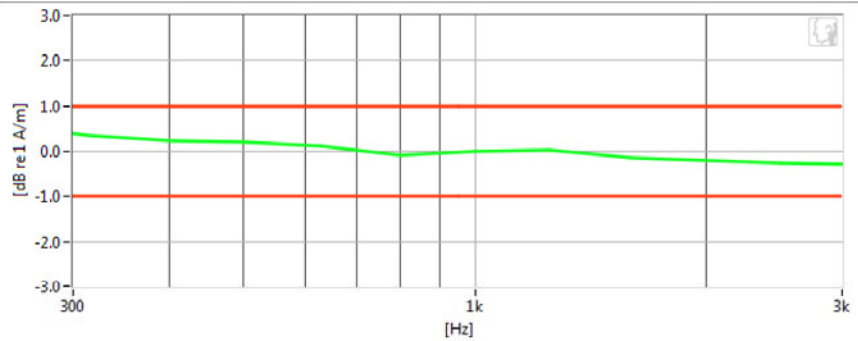
**Equipment:**

- Probe: Axial T-Coil Probe – SN: TEM-1124; Calibrated: 11/17/2015
- Helmholtz Coil – SN: SBI 1052; Calibrated: 12/22/2015

**Noise Spectrum**





**Frequency Response**



**Results**

Verification 1kHz Intensity	-9.776 dB	✓	Max/Min	-9.5/-10.5
Verification ABM2	-61.84 dB	✓	Maximum	-58.0
Frequency Response Margin	600m dB	✓	Tolerance curves	Aligned Data

PCTEST 2016

FCC ID: ACJFZN1B		HAC (T-COIL) TEST REPORT		Reviewed by: Quality Manager
Filename: 0Y1603280623-R2.ACJ	Test Dates: 04/04/2016 - 04/11/2016, 05/11/2016 - 05/13/2016	EUT Type: Portable Handset	Page 31 of 59	

© 2016 PCTEST Engineering Laboratory, Inc.

REV 3.1.M  
4/13/2016

© 2016 PCTEST Engineering Laboratory, Inc. All rights reserved. Unless otherwise specified, no part of this report may be reproduced or utilized in any part, form or by any means, electronic or mechanical, including photocopying and microfilm, without permission in writing from PCTEST Engineering Laboratory, Inc. If you have any questions about this international copyright or have an enquiry about obtaining additional rights to this report or assembly of contents thereof, please contact [INFO@PCTESTLAB.COM](mailto:INFO@PCTESTLAB.COM).

  
**PCTEST Hearing-Aid Compatibility Facility**

**DUT: HH Coil – SN: SBI 1052**

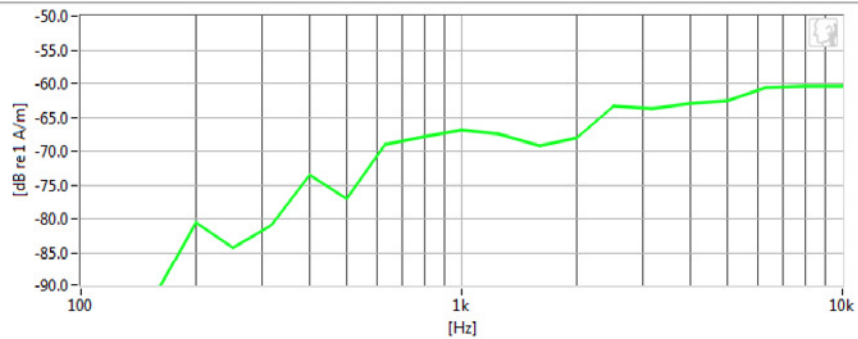
Type: HH Coil  
Serial: SBI 1052

**Measurement Standard:** ANSI C63.19-2011

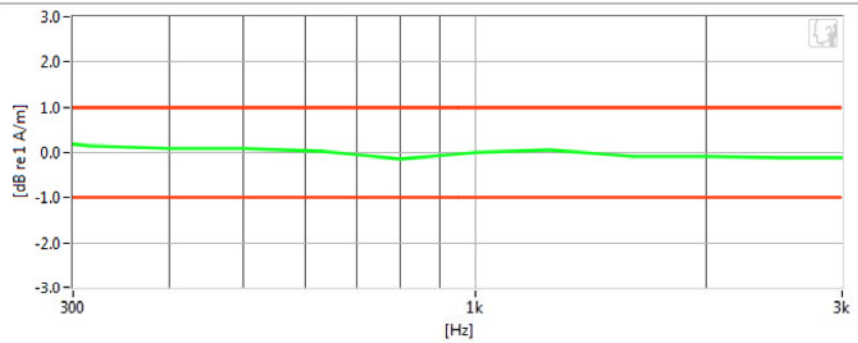
**Equipment:**

- Probe: Radial T-Coil Probe – SN: TEM-1130; Calibrated: 11/17/2015
- Helmholtz Coil – SN: SBI 1052; Calibrated: 12/22/2015

**Noise Spectrum**





**Frequency Response**



**Results**

Verification 1kHz Intensity	-10.145 dB	✓	Max/Min	-9.5/-10.5
Verification ABM2	-58.54 dB	✓	Maximum	-58.0
Frequency Response Margin	800m dB	✓	Tolerance curves	Aligned Data

PCTEST 2016

FCC ID: ACJFZN1B		HAC (T-COIL) TEST REPORT		Reviewed by: Quality Manager
Filename: 0Y1603280623-R2.ACJ	Test Dates: 04/04/2016 - 04/11/2016, 05/11/2016 - 05/13/2016	EUT Type: Portable Handset	Page 32 of 59	

© 2016 PCTEST Engineering Laboratory, Inc.

REV 3.1.M  
4/13/2016

© 2016 PCTEST Engineering Laboratory, Inc. All rights reserved. Unless otherwise specified, no part of this report may be reproduced or utilized in any part, form or by any means, electronic or mechanical, including photocopying and microfilm, without permission in writing from PCTEST Engineering Laboratory, Inc. If you have any questions about this international copyright or have an enquiry about obtaining additional rights to this report or assembly of contents thereof, please contact [INFO@PCTESTLAB.COM](mailto:INFO@PCTESTLAB.COM).

  
**PCTEST Hearing-Aid Compatibility Facility**

**DUT: HH Coil – SN: SBI 1052**

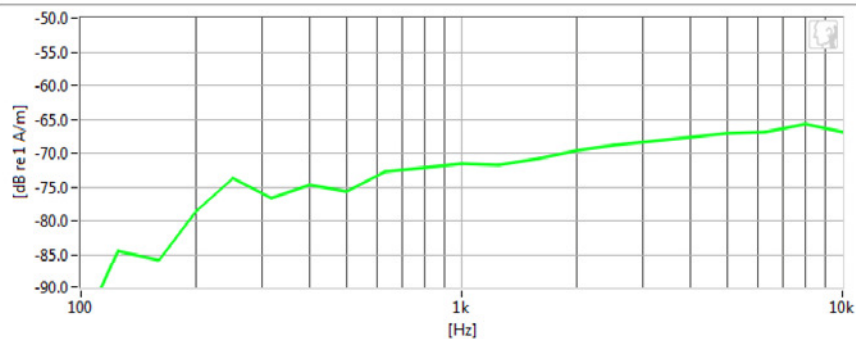
Type: HH Coil  
Serial: SBI 1052

**Measurement Standard:** ANSI C63.19-2011

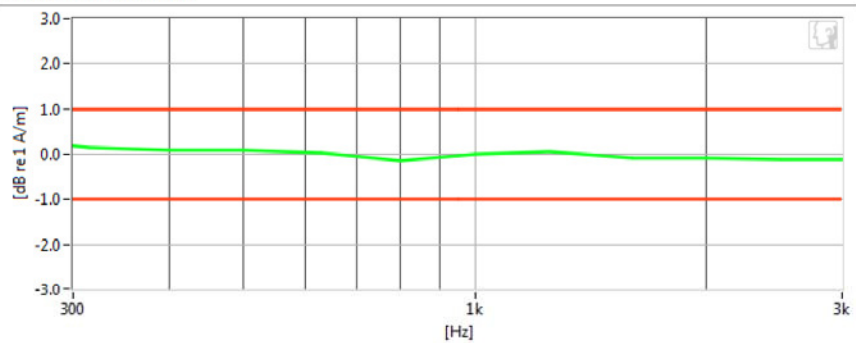
**Equipment:**

- Probe: Radial T-Coil Probe – SN: TEM-1130; Calibrated: 11/17/2015
- Helmholtz Coil – SN: SBI 1052; Calibrated: 12/22/2015

**Noise Spectrum**





**Frequency Response**



**Results**

Verification 1kHz Intensity	-9.964 dB	✓	Max/Min	-9.5/-10.5
Verification ABM2	-61.27 dB	✓	Maximum	-58.0
Frequency Response Margin	800m dB	✓	Tolerance curves	Aligned Data

PCTEST 2016

FCC ID: ACJFZN1B	 PCTEST ENGINEERING LABORATORY, INC.	HAC (T-COIL) TEST REPORT		Reviewed by: Quality Manager
Filename: 0Y1603280623-R2.ACJ	Test Dates: 04/04/2016 - 04/11/2016, 05/11/2016 - 05/13/2016	EUT Type: Portable Handset		Page 33 of 59

© 2016 PCTEST Engineering Laboratory, Inc.

REV 3.1.M  
4/13/2016

© 2016 PCTEST Engineering Laboratory, Inc. All rights reserved. Unless otherwise specified, no part of this report may be reproduced or utilized in any part, form or by any means, electronic or mechanical, including photocopying and microfilm, without permission in writing from PCTEST Engineering Laboratory, Inc. If you have any questions about this international copyright or have an enquiry about obtaining additional rights to this report or assembly of contents thereof, please contact [INFO@PCTESTLAB.COM](mailto:INFO@PCTESTLAB.COM).

  
**PCTEST Hearing-Aid Compatibility Facility**

**DUT: ACJFZN1B**

Type: Portable Handset  
Serial: 01465

**Measurement Standard:** ANSI C63.19-2011

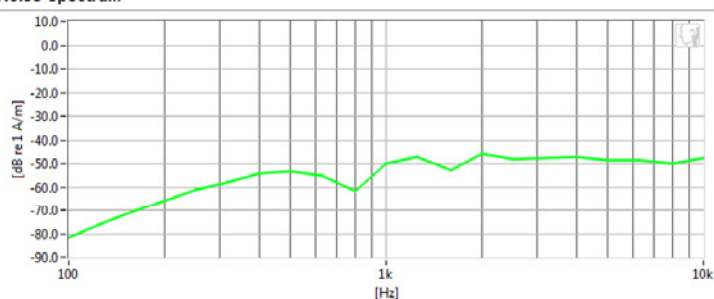
**Equipment:**

- Probe: Axial T-Coil Probe – SN: TEM-1124; Calibrated: 11/17/2015

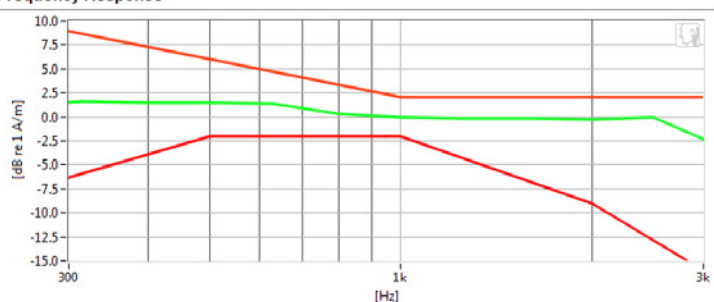
**Test Configuration:**

- Mode: CDMA Cell.
- Channel: 1013
- Speech Signal: ITU-T P.50 Artificial Voice

**Noise Spectrum**





**Frequency Response**



**Results**

ABM1	850m dB	✓	Minimum	-18.0
ABM2	-41.3 dB	✓	Maximum	0.0
SNNR	42.14 dB	✓	Minimum	20.0
Aligned Response - P.50	2 dB	✓	Tolerance curves	Aligned Data

PCTEST 2016

FCC ID: ACJFZN1B		HAC (T-COIL) TEST REPORT		Reviewed by: Quality Manager
Filename: 0Y1603280623-R2.ACJ	Test Dates: 04/04/2016 - 04/11/2016, 05/11/2016 - 05/13/2016	EUT Type: Portable Handset		Page 34 of 59

© 2016 PCTEST Engineering Laboratory, Inc.

REV 3.1.M  
4/13/2016

© 2016 PCTEST Engineering Laboratory, Inc. All rights reserved. Unless otherwise specified, no part of this report may be reproduced or utilized in any part, form or by any means, electronic or mechanical, including photocopying and microfilm, without permission in writing from PCTEST Engineering Laboratory, Inc. If you have any questions about this international copyright or have an enquiry about obtaining additional rights to this report or assembly of contents thereof, please contact [INFO@PCTESTLAB.COM](mailto:INFO@PCTESTLAB.COM).



**PCTEST Hearing-Aid Compatibility Facility**

**DUT: ACJFZN1B**

Type: Portable Handset

Serial: 01465

**Measurement Standard:** ANSI C63.19-2011

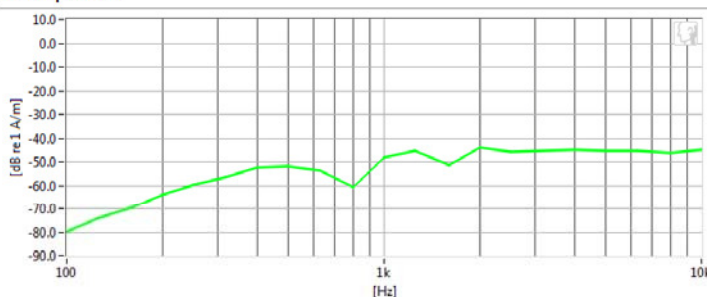
**Equipment:**

- Probe: Axial T-Coil Probe – SN: TEM-1124; Calibrated: 11/17/2015

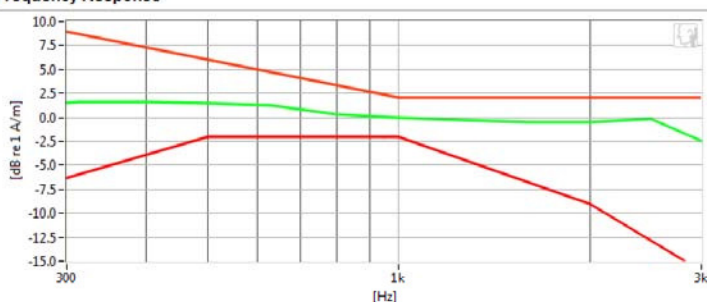
**Test Configuration:**

- Mode: CDMA PCS
- Channel: 600
- Speech Signal: ITU-T P.50 Artificial Voice

**Noise Spectrum**



**Frequency Response**



**Results**

ABM1	1.26 dB	✓	Minimum	-18.0
ABM2	-39.45 dB	✓	Maximum	0.0
SNNR	40.71 dB	✓	Minimum	20.0
Aligned Response - P.50	2 dB	✓	Tolerance curves	Aligned Data

PCTEST 2016

FCC ID: ACJFZN1B		HAC (T-COIL) TEST REPORT		Reviewed by: Quality Manager
Filename: 0Y1603280623-R2.ACJ	Test Dates: 04/04/2016 - 04/11/2016, 05/11/2016 - 05/13/2016	EUT Type: Portable Handset		Page 35 of 59

© 2016 PCTEST Engineering Laboratory, Inc.

REV 3.1.M  
4/13/2016

© 2016 PCTEST Engineering Laboratory, Inc. All rights reserved. Unless otherwise specified, no part of this report may be reproduced or utilized in any part, form or by any means, electronic or mechanical, including photocopying and microfilm, without permission in writing from PCTEST Engineering Laboratory, Inc. If you have any questions about this international copyright or have an enquiry about obtaining additional rights to this report or assembly of contents thereof, please contact [INFO@PCTESTLAB.COM](mailto:INFO@PCTESTLAB.COM).

  
**PCTEST Hearing-Aid Compatibility Facility**

**DUT: ACJFZN1B**

Type: Portable Handset  
Serial: 01465

**Measurement Standard:** ANSI C63.19-2011

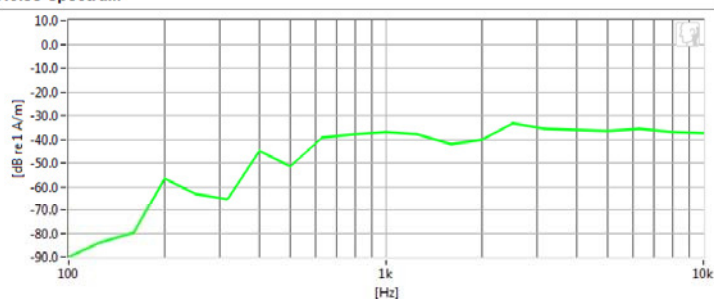
**Equipment:**

- Probe: Axial T-Coil Probe – SN: TEM-1124; Calibrated: 11/17/2015

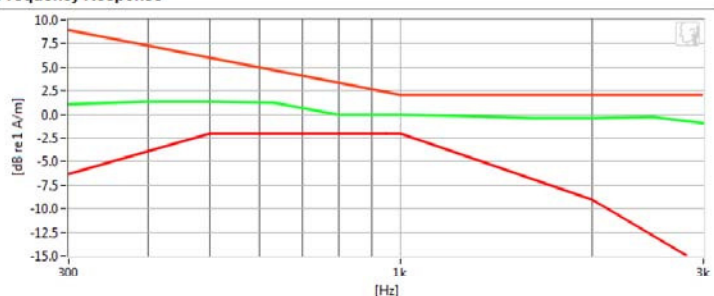
**Test Configuration:**

- Mode: GSM 850
- Channel: 128
- Speech Signal: ITU-T P.50 Artificial Voice

**Noise Spectrum**





**Frequency Response**



**Results**

ABM1	3.03 dB	✓	Minimum	-18.0
ABM2	-30.18 dB	✓	Maximum	0.0
SNNR	33.21 dB	✓	Minimum	20.0
Aligned Response - P.50	1.97 dB	✓	Tolerance curves	Aligned Data

PCTEST 2016

FCC ID: ACJFZN1B		HAC (T-COIL) TEST REPORT		Reviewed by: Quality Manager
Filename: 0Y1603280623-R2.ACJ	Test Dates: 04/04/2016 - 04/11/2016, 05/11/2016 - 05/13/2016	EUT Type: Portable Handset	Page 36 of 59	

© 2016 PCTEST Engineering Laboratory, Inc.

REV 3.1.M  
4/13/2016

© 2016 PCTEST Engineering Laboratory, Inc. All rights reserved. Unless otherwise specified, no part of this report may be reproduced or utilized in any part, form or by any means, electronic or mechanical, including photocopying and microfilm, without permission in writing from PCTEST Engineering Laboratory, Inc. If you have any questions about this international copyright or have an enquiry about obtaining additional rights to this report or assembly of contents thereof, please contact [INFO@PCTESTLAB.COM](mailto:INFO@PCTESTLAB.COM).

  
**PCTEST Hearing-Aid Compatibility Facility**

**DUT: ACJFZN1B**

Type: Portable Handset  
Serial: 01465

**Measurement Standard:** ANSI C63.19-2011

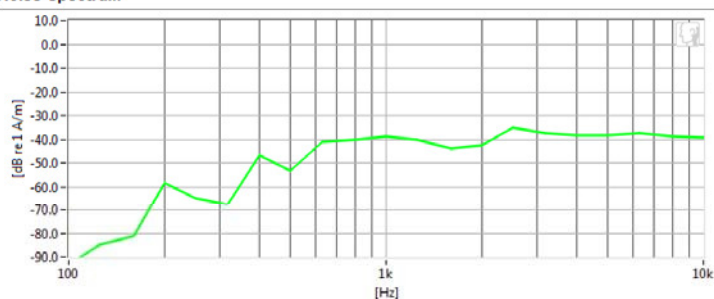
**Equipment:**

- Probe: Axial T-Coil Probe – SN: TEM-1124; Calibrated: 11/17/2015

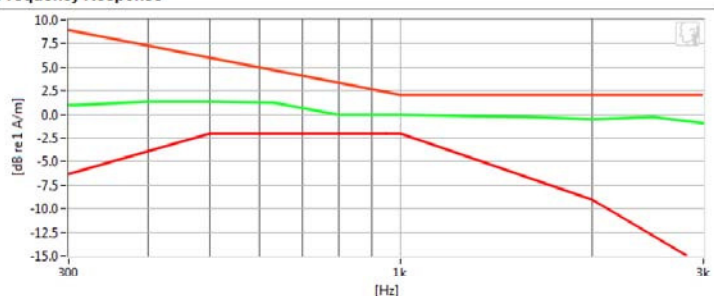
**Test Configuration:**

- Mode: GSM 1900
- Channel: 512
- Speech Signal: ITU-T P.50 Artificial Voice

**Noise Spectrum**





**Frequency Response**



**Results**

ABM1	3.02 dB	✓	Minimum	-18.0
ABM2	-32.17 dB	✓	Maximum	0.0
SNNR	35.2 dB	✓	Minimum	20.0
Aligned Response - P.50	1.96 dB	✓	Tolerance curves	Aligned Data

PCTEST 2016

FCC ID: ACJFZN1B		HAC (T-COIL) TEST REPORT		Reviewed by: Quality Manager
Filename: 0Y1603280623-R2.ACJ	Test Dates: 04/04/2016 - 04/11/2016, 05/11/2016 - 05/13/2016	EUT Type: Portable Handset	Page 37 of 59	

© 2016 PCTEST Engineering Laboratory, Inc.

REV 3.1.M  
4/13/2016

© 2016 PCTEST Engineering Laboratory, Inc. All rights reserved. Unless otherwise specified, no part of this report may be reproduced or utilized in any part, form or by any means, electronic or mechanical, including photocopying and microfilm, without permission in writing from PCTEST Engineering Laboratory, Inc. If you have any questions about this international copyright or have an enquiry about obtaining additional rights to this report or assembly of contents thereof, please contact [INFO@PCTESTLAB.COM](mailto:INFO@PCTESTLAB.COM).

  
**PCTEST Hearing-Aid Compatibility Facility**

**DUT: ACJFZN1B**

Type: Portable Handset  
Serial: 01465

**Measurement Standard:** ANSI C63.19-2011

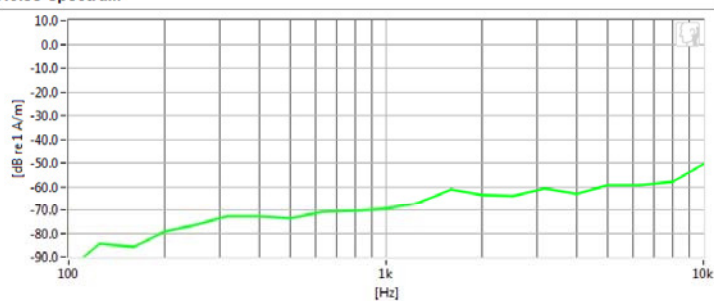
**Equipment:**

- Probe: Axial T-Coil Probe – SN: TEM-1124; Calibrated: 11/17/2015

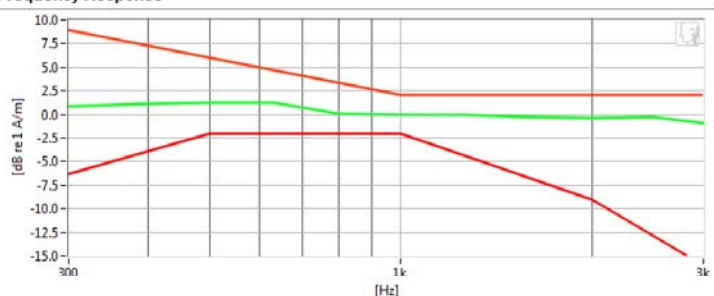
**Test Configuration:**

- Mode: UMTS Band 5
- Channel: 4132
- Speech Signal: ITU-T P.50 Artificial Voice

**Noise Spectrum**





**Frequency Response**



**Results**

ABM1	2.87 dB	✓	Minimum	-18.0
ABM2	-58.25 dB	✓	Maximum	0.0
SNNR	61.12 dB	✓	Minimum	20.0
Aligned Response - P.50	2 dB	✓	Tolerance curves	Aligned Data

PCTEST 2016

FCC ID: ACJFZN1B		HAC (T-COIL) TEST REPORT		Reviewed by: Quality Manager
Filename: 0Y1603280623-R2.ACJ	Test Dates: 04/04/2016 - 04/11/2016, 05/11/2016 - 05/13/2016	EUT Type: Portable Handset	Page 38 of 59	

© 2016 PCTEST Engineering Laboratory, Inc.

REV 3.1.M  
4/13/2016

© 2016 PCTEST Engineering Laboratory, Inc. All rights reserved. Unless otherwise specified, no part of this report may be reproduced or utilized in any part, form or by any means, electronic or mechanical, including photocopying and microfilm, without permission in writing from PCTEST Engineering Laboratory, Inc. If you have any questions about this international copyright or have an enquiry about obtaining additional rights to this report or assembly of contents thereof, please contact [INFO@PCTESTLAB.COM](mailto:INFO@PCTESTLAB.COM).

  
**PCTEST Hearing-Aid Compatibility Facility**

**DUT: ACJFZN1B**

Type: Portable Handset  
Serial: 01465

**Measurement Standard:** ANSI C63.19-2011

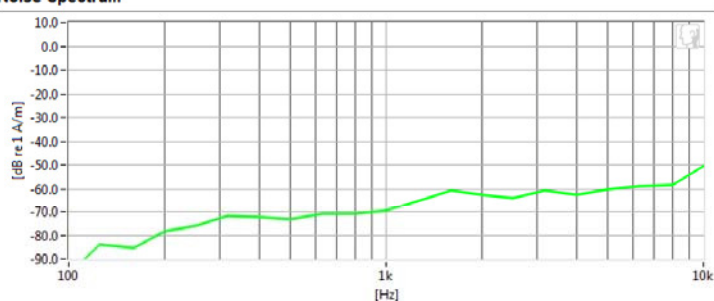
**Equipment:**

- Probe: Axial T-Coil Probe – SN: TEM-1124; Calibrated: 11/17/2015

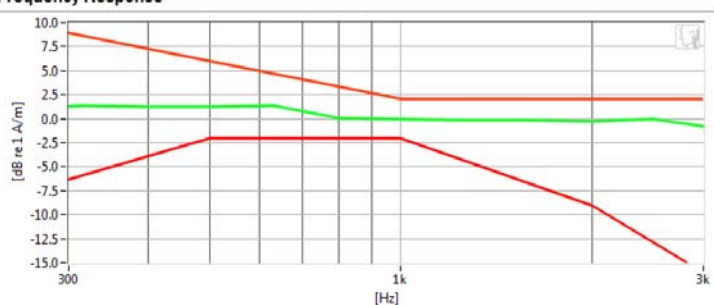
**Test Configuration:**

- Mode: UMTS Band 2
- Channel: 9400
- Speech Signal: ITU-T P.50 Artificial Voice

**Noise Spectrum**





**Frequency Response**



**Results**

ABM1	2.74 dB	✓	Minimum	-18.0
ABM2	-57.8 dB	✓	Maximum	0.0
SNNR	60.53 dB	✓	Minimum	20.0
Aligned Response - P.50	2 dB	✓	Tolerance curves	Aligned Data

PCTEST 2016

FCC ID: ACJFZN1B		HAC (T-COIL) TEST REPORT		Reviewed by: Quality Manager
Filename: 0Y1603280623-R2.ACJ	Test Dates: 04/04/2016 - 04/11/2016, 05/11/2016 - 05/13/2016	EUT Type: Portable Handset		Page 39 of 59

© 2016 PCTEST Engineering Laboratory, Inc.

REV 3.1.M  
4/13/2016

© 2016 PCTEST Engineering Laboratory, Inc. All rights reserved. Unless otherwise specified, no part of this report may be reproduced or utilized in any part, form or by any means, electronic or mechanical, including photocopying and microfilm, without permission in writing from PCTEST Engineering Laboratory, Inc. If you have any questions about this international copyright or have an enquiry about obtaining additional rights to this report or assembly of contents thereof, please contact [INFO@PCTESTLAB.COM](mailto:INFO@PCTESTLAB.COM).


  
**PCTEST Hearing-Aid Compatibility Facility**

**DUT: ACJFZN1B**

Type: Portable Handset  
Serial: 01465

**Measurement Standard:** ANSI C63.19-2011

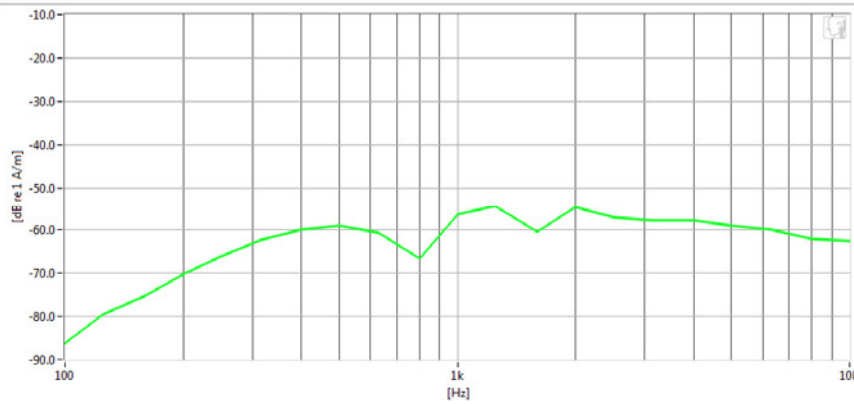
**Equipment:**

- Probe: Radial T-Coil Probe – SN: TEM-1130; Calibrated: 11/17/2015

**Test Configuration:**

- Mode: CDMA Cell.
- Channel: 1013



**Noise Spectrum**



**Results**

ABM1	-7.19 dB	✓	Minimum	-18.0
ABM2	-48.12 dB	✓	Maximum	0.0
SNNR	40.94 dB	✓	Minimum	20.0

PCTEST 2016

<b>FCC ID:</b> ACJFZN1B		<b>HAC (T-COIL) TEST REPORT</b>		<b>Reviewed by:</b> Quality Manager
<b>Filename:</b> 0Y1603280623-R2.ACJ	<b>Test Dates:</b> 04/04/2016 - 04/11/2016, 05/11/2016 - 05/13/2016	<b>EUT Type:</b> Portable Handset	Page 40 of 59	

© 2016 PCTEST Engineering Laboratory, Inc.

REV 3.1.M  
4/13/2016

© 2016 PCTEST Engineering Laboratory, Inc. All rights reserved. Unless otherwise specified, no part of this report may be reproduced or utilized in any part, form or by any means, electronic or mechanical, including photocopying and microfilm, without permission in writing from PCTEST Engineering Laboratory, Inc. If you have any questions about this international copyright or have an enquiry about obtaining additional rights to this report or assembly of contents thereof, please contact [INFO@PCTESTLAB.COM](mailto:INFO@PCTESTLAB.COM).


  
**PCTEST Hearing-Aid Compatibility Facility**

**DUT: ACJFZN1B**

Type: Portable Handset  
Serial: 01465

**Measurement Standard:** ANSI C63.19-2011

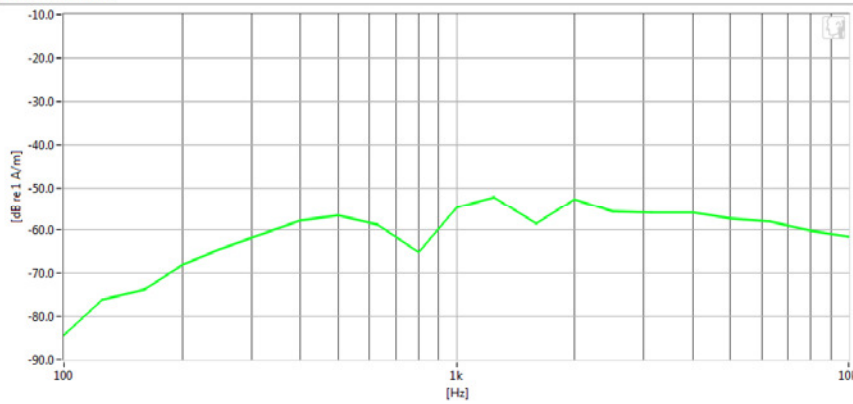
**Equipment:**

- Probe: Radial T-Coil Probe – SN: TEM-1130; Calibrated: 11/17/2015

**Test Configuration:**

- Mode: CDMA PCS
- Channel: 600



**Noise Spectrum**



**Results**

ABM1	-6.92 dB	✓	Minimum	-18.0
ABM2	-46.22 dB	✓	Maximum	0
SNNR	39.3 dB	✓	Minimum	20

PCTEST 2016

<b>FCC ID:</b> ACJFZN1B		<b>HAC (T-COIL) TEST REPORT</b>		<b>Reviewed by:</b> Quality Manager
<b>Filename:</b> 0Y1603280623-R2.ACJ	<b>Test Dates:</b> 04/04/2016 - 04/11/2016, 05/11/2016 - 05/13/2016	<b>EUT Type:</b> Portable Handset	Page 41 of 59	

© 2016 PCTEST Engineering Laboratory, Inc.

REV 3.1.M  
4/13/2016

© 2016 PCTEST Engineering Laboratory, Inc. All rights reserved. Unless otherwise specified, no part of this report may be reproduced or utilized in any part, form or by any means, electronic or mechanical, including photocopying and microfilm, without permission in writing from PCTEST Engineering Laboratory, Inc. If you have any questions about this international copyright or have an enquiry about obtaining additional rights to this report or assembly of contents thereof, please contact [INFO@PCTESTLAB.COM](mailto:INFO@PCTESTLAB.COM).


  
**PCTEST Hearing-Aid Compatibility Facility**

**DUT: ACJFZN1B**

Type: Portable Handset  
Serial: 01465

**Measurement Standard:** ANSI C63.19-2011

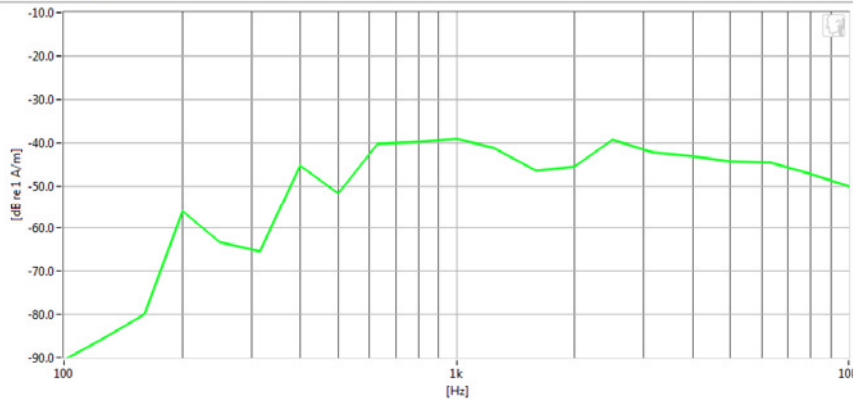
**Equipment:**

- Probe: Radial T-Coil Probe – SN: TEM-1130; Calibrated: 11/17/2015

**Test Configuration:**

- Mode: GSM 850
- Channel: 128



**Noise Spectrum**



**Results**

ABM1	-4.25 dB	✓	Minimum	-18.0
ABM2	-32.59 dB	✓	Maximum	0.0
SNNR	28.34 dB	✓	Minimum	20.0

PCTEST 2016

<b>FCC ID:</b> ACJFZN1B		<b>HAC (T-COIL) TEST REPORT</b>		<b>Reviewed by:</b> Quality Manager
<b>Filename:</b> 0Y1603280623-R2.ACJ	<b>Test Dates:</b> 04/04/2016 - 04/11/2016, 05/11/2016 - 05/13/2016	<b>EUT Type:</b> Portable Handset	Page 42 of 59	

© 2016 PCTEST Engineering Laboratory, Inc.

REV 3.1.M  
4/13/2016

© 2016 PCTEST Engineering Laboratory, Inc. All rights reserved. Unless otherwise specified, no part of this report may be reproduced or utilized in any part, form or by any means, electronic or mechanical, including photocopying and microfilm, without permission in writing from PCTEST Engineering Laboratory, Inc. If you have any questions about this international copyright or have an enquiry about obtaining additional rights to this report or assembly of contents thereof, please contact [INFO@PCTESTLAB.COM](mailto:INFO@PCTESTLAB.COM).



**PCTEST Hearing-Aid Compatibility Facility**

**DUT: ACJFZN1B**

Type: Portable Handset  
Serial: 01465

**Measurement Standard:** ANSI C63.19-2011

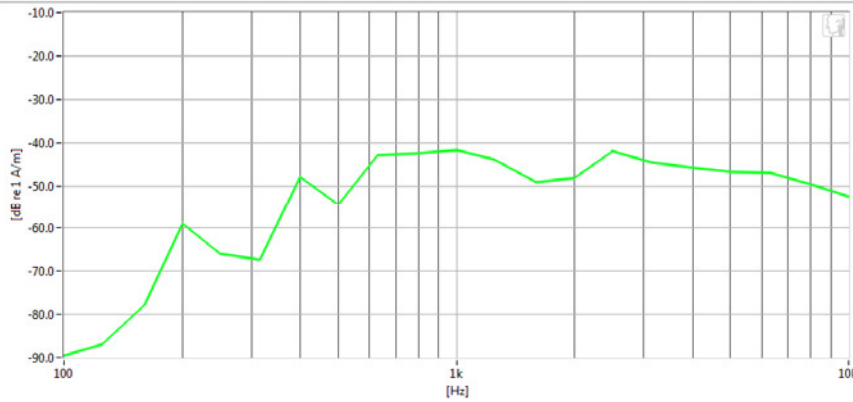
**Equipment:**

- Probe: Radial T-Coil Probe – SN: TEM-1130; Calibrated: 11/17/2015

**Test Configuration:**

- Mode: GSM 1900
- Channel: 512

**Noise Spectrum**



**Results**

ABM1	-4.25 dB	✓	Minimum	-18.0
ABM2	-35.16 dB	✓	Maximum	0.0
SNNR	30.92 dB	✓	Minimum	20.0

PCTEST 2016

<b>FCC ID:</b> ACJFZN1B		<b>HAC (T-COIL) TEST REPORT</b>		<b>Reviewed by:</b> Quality Manager
<b>Filename:</b> 0Y1603280623-R2.ACJ	<b>Test Dates:</b> 04/04/2016 - 04/11/2016, 05/11/2016 - 05/13/2016	<b>EUT Type:</b> Portable Handset	Page 43 of 59	

© 2016 PCTEST Engineering Laboratory, Inc.

REV 3.1.M  
4/13/2016

© 2016 PCTEST Engineering Laboratory, Inc. All rights reserved. Unless otherwise specified, no part of this report may be reproduced or utilized in any part, form or by any means, electronic or mechanical, including photocopying and microfilm, without permission in writing from PCTEST Engineering Laboratory, Inc. If you have any questions about this international copyright or have an enquiry about obtaining additional rights to this report or assembly of contents thereof, please contact [INFO@PCTESTLAB.COM](mailto:INFO@PCTESTLAB.COM).

  
**PCTEST Hearing-Aid Compatibility Facility**

**DUT: ACJFZN1B**

Type: Portable Handset  
Serial: 01465

**Measurement Standard:** ANSI C63.19-2011

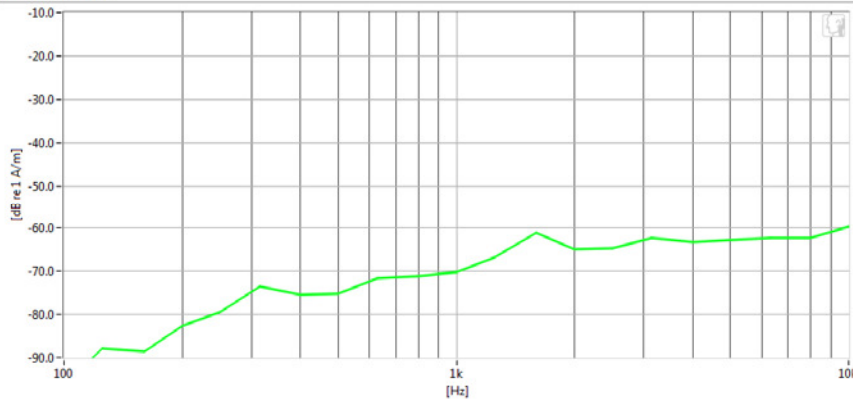
**Equipment:**

- Probe: Radial T-Coil Probe – SN: TEM-1130; Calibrated: 11/17/2015

**Test Configuration:**

- Mode: UMTS Band 5
- Channel: 4233



**Noise Spectrum**



**Results**

ABM1	-4.18 dB	✓	Minimum	-18.0
ABM2	-58.89 dB	✓	Maximum	0.0
SNNR	54.71 dB	✓	Minimum	20.0

PCTEST 2016

<b>FCC ID:</b> ACJFZN1B		<b>HAC (T-COIL) TEST REPORT</b>		<b>Reviewed by:</b> Quality Manager
<b>Filename:</b> 0Y1603280623-R2.ACJ	<b>Test Dates:</b> 04/04/2016 - 04/11/2016, 05/11/2016 - 05/13/2016	<b>EUT Type:</b> Portable Handset	Page 44 of 59	

© 2016 PCTEST Engineering Laboratory, Inc.

REV 3.1.M  
4/13/2016

© 2016 PCTEST Engineering Laboratory, Inc. All rights reserved. Unless otherwise specified, no part of this report may be reproduced or utilized in any part, form or by any means, electronic or mechanical, including photocopying and microfilm, without permission in writing from PCTEST Engineering Laboratory, Inc. If you have any questions about this international copyright or have an enquiry about obtaining additional rights to this report or assembly of contents thereof, please contact [INFO@PCTESTLAB.COM](mailto:INFO@PCTESTLAB.COM).



## PCTEST Hearing-Aid Compatibility Facility

**DUT: ACJFZN1B**

Type: Portable Handset

Serial: 01465

**Measurement Standard:** ANSI C63.19-2011

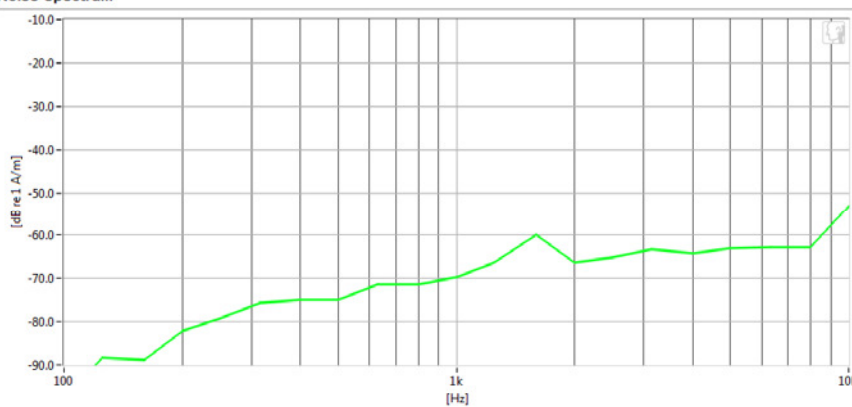
**Equipment:**

- Probe: Radial T-Coil Probe – SN: TEM-1130; Calibrated: 11/17/2015

**Test Configuration:**

- Mode: UMTS Band 2
- Channel: 9262

**Noise Spectrum**



**Results**

ABM1	-4.2 dB	✓	Minimum	-18.0
ABM2	-58.6 dB	✓	Maximum	0.0
SNNR	54.4 dB	✓	Minimum	20.0

PCTEST 2016



FCC ID: ACJFZN1B	PCTEST ENGINEERING LABORATORY, INC.	HAC (T-COIL) TEST REPORT	Panasonic	Reviewed by: Quality Manager
Filename: 0Y1603280623-R2.ACJ	Test Dates: 04/04/2016 - 04/11/2016, 05/11/2016 - 05/13/2016	EUT Type: Portable Handset		Page 45 of 59

© 2016 PCTEST Engineering Laboratory, Inc.

REV 3.1.M  
4/13/2016

© 2016 PCTEST Engineering Laboratory, Inc. All rights reserved. Unless otherwise specified, no part of this report may be reproduced or utilized in any part, form or by any means, electronic or mechanical, including photocopying and microfilm, without permission in writing from PCTEST Engineering Laboratory, Inc. If you have any questions about this international copyright or have an enquiry about obtaining additional rights to this report or assembly of contents thereof, please contact [INFO@PCTESTLAB.COM](mailto:INFO@PCTESTLAB.COM).

# 11. CALIBRATION CERTIFICATES

<b>FCC ID:</b> ACJFZN1B		<b>HAC (T-COIL) TEST REPORT</b>		<b>Reviewed by:</b> Quality Manager
<b>Filename:</b> 0Y1603280623-R2.ACJ	<b>Test Dates:</b> 04/04/2016 - 04/11/2016, 05/11/2016 - 05/13/2016	<b>EUT Type:</b> Portable Handset	Page 46 of 59	

© 2016 PCTEST Engineering Laboratory, Inc.

REV 3.1.M  
4/13/2016

© 2016 PCTEST Engineering Laboratory, Inc. All rights reserved. Unless otherwise specified, no part of this report may be reproduced or utilized in any part, form or by any means, electronic or mechanical, including photocopying and microfilm, without permission in writing from PCTEST Engineering Laboratory, Inc. If you have any questions about this international copyright or have an enquiry about obtaining additional rights to this report or assembly of contents thereof, please contact [INFO@PCTESTLAB.COM](mailto:INFO@PCTESTLAB.COM).

West Caldwell Calibration Laboratories Inc.

# Certificate of Calibration

for

AXIAL T COIL PROBE

Manufactured by: TEM CONSULTING  
Model No: AXIAL T COIL PROBE  
Serial No: TEM-1124  
Calibration Recall No: 25880

Submitted By:

Customer: ANDREW HARWELL  
Company: PCTEST ENGINEERING LAB  
Address: 6660-B DOBBIN ROAD  
COLUMBIA MD 21045

The subject instrument was calibrated to the indicated specification using standards traceable to the National Institute of Standards and Technology or to accepted values of natural physical constants. This document certifies that the instrument met the following specification upon its return to the submitter.

West Caldwell Calibration Laboratories Procedure No. AXIAL T C TEM

Upon receipt for Calibration, the instrument was found to be:

Within ( X )

tolerance of the indicated specification. See attached Report of Calibration.

West Caldwell Calibration Laboratories' calibration control system meets the requirements, ISO 10012-1 MIL-STD-45662A, ANSI/NCSL Z540-1, IEC Guide 25, ISO 9001:2008 and ISO 17025.

Note: With this Certificate, Report of Calibration is included.

Approved by:

Calibration Date: 17-Nov-15

FC

Certificate No: 25880 - 3

Felix Christopher (QA Mgr.)

QA Doc. #1051 Rev. 2.0 10/1/01

Certificate Page 1 of 1

ISO/IEC 17025:2005

West Caldwell Calibration Laboratories, Inc.  
uncompromised calibration  
1575 State Route 96, Victor, NY 14564, U.S.A.



Calibration Lab. Cert. # 1533.01

WASH  
11/30/2015

FCC ID: ACJFZN1B		HAC (T-COIL) TEST REPORT		Reviewed by: Quality Manager
Filename: 0Y1603280623-R2.ACJ	Test Dates: 04/04/2016 - 04/11/2016, 05/11/2016 - 05/13/2016	EUT Type: Portable Handset		Page 47 of 59



1575 State Route 96, Victor NY 14564

ISO/IEC 17025: 2005



Calibration Lab. Cert. # 1533.01

## REPORT OF CALIBRATION

TEM Consulting LP Axial T Coil Probe

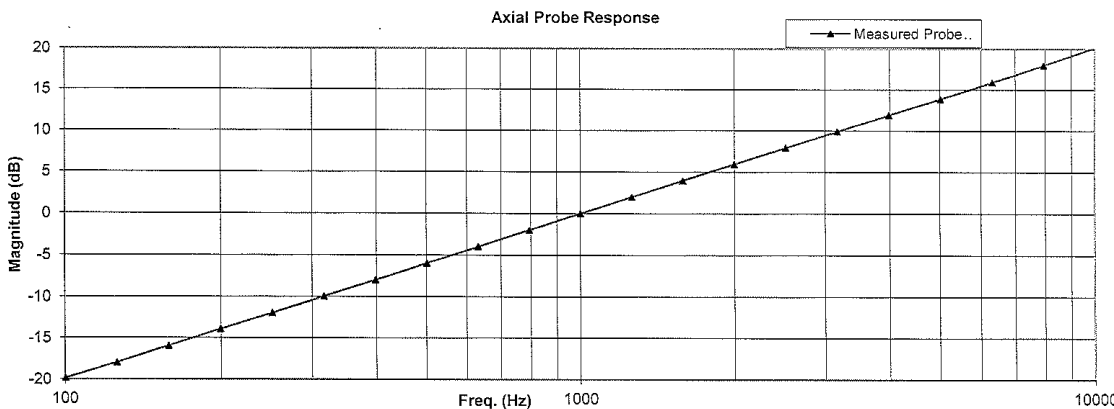
for  
Model No.: Axial T Coil Probe

Serial No.: TEM-1124

Company : PC Test Engineering Lab.

I. D. No: XXXX

Calibration results:		Before data: .....	After data: .....
<b>Probe Sensitivity measured with Helmholtz Coil</b>			
<i>Helmholtz Coil;</i>			
the number of turns on each coil;	10	No.	
the radius of each coil, in meters;	0.204	m	
the current in the coils, in amperes.;	0.09	A	
<i>Helmholtz Coil Constant;</i>	7.09	A/m/V	
<i>Helmholtz Coil magnetic field;</i>	6.05	A/m	
Probe Sensitivity at	1000	Hz.	
was	-60.07	dBV/A/m	
	0.992	mV/A/m	
Probe resistance	902	Ohms	
			Laboratory Environment:
			Ambient Temperature: 21.7 °C
			Ambient Humidity: 28.1 % RH
			Ambient Pressure: 100.8 kPa
			Calibration Date: 17-Nov-15
			Re-calibration Due: 17-Nov-16
			Report Number: 25880 -3
			Control Number: 25880
<b>The above listed instrument meets or exceeds the tested manufacturer's specifications.</b>			
This Calibration is traceable through NIST test numbers:		683/284413-14	
The expanded uncertainty of calibration: 0.30dB at 95% confidence level with a coverage factor of k=2.			
Graph represents Probes Frequency Response.			



The above listed instrument was checked using calibration procedure documented in West Caldwell Calibration Laboratories Inc. procedure : **Rev. 7.0 Jan. 24, 2014 Doc. # 1038 HCATEMC**  
 Calibration was performed by West Caldwell Calibration Laboratories Inc. under Operating Procedures intended to implement the requirements of ISO10012-1, IEC Guide 25, ANSI/NCSL Z540-1, (MIL-STD-45662A) and ISO 9001:2008, ISO 17025

Cal. Date: 17-Nov-2015  
 Calibrated on WCCL system type 9700

Measurements performed by: *[Signature]*  
**Felix Christopher**

This document shall not be reproduced, except in full, without the written approval from West Caldwell Cal. Labs. Inc.

Rev. 7.0 Jan. 24, 2014 Doc. # 1038 HCATEMC

FCC ID: ACJFZN1B		HAC (T-COIL) TEST REPORT		Reviewed by: Quality Manager
Filename: OY1603280623-R2.ACJ	Test Dates: 04/04/2016 - 04/11/2016, 05/11/2016 - 05/13/2016	EUT Type: Portable Handset		Page 48 of 59

HCATEMC\_TEM-1124\_Nov-17-2015

**West Caldwell Calibration Laboratories Inc.**

1575 State Route 96, Victor NY 14564  
Tel. (585) 586-3900 FAX (585) 586-4327



**Calibration Data Record**

TEM Consulting LP Axial T Coil Probe      for      Model No.: Axial T Coil Probe      Serial No.: TEM-1124  
Company : PC Test Engineering Lab.

Test	Function	Tolerance	Measured values		
			Before	Out	Remarks
1.0	Probe Sensitivity at	1000 Hz.      dBV/A/m	-60.07		
2.0	Probe Level Linearity	Ref. (0 dB)			
			dB		
			6	6.06	
			0	0.00	
		-6	-6.03		
		-12	-12.06		
3.0	Probe Frequency Response	Ref. (0 dB)			
			Hz		
			100	-19.8	
			126	-18.0	
			158	-16.0	
			200	-13.9	
			251	-12.0	
			316	-9.9	
			398	-8.0	
			501	-6.0	
			631	-4.0	
			794	-2.0	
			1000	0.0	
			1259	2.0	
			1585	4.0	
			1995	6.0	
			2512	7.9	
3162	9.9				
3981	11.9				
5012	13.9				
6310	15.9				
7943	18.0				
10000	20.1				

Instruments used for calibration:			Date of Cal.	Traceability No.	Due Date
HP	34401A	S/N 36064102	1-Oct-2015	,287708	1-Oct-2016
HP	34401A	S/N 36102471	1-Oct-2015	,287708	1-Oct-2016
HP	33120A	S/N 36043716	1-Oct-2015	,287708	1-Oct-2016
B&K	2133	S/N 1583254	1-Oct-2015	683/284413-14	1-Oct-2016

Cal. Date: 17-Nov-2015      Tested by: Felix Christopher  
Calibrated on WCCL system type 9700  
This document shall not be reproduced, except in full, without the written approval from West Caldwell Cal. Labs. Inc.      Rev. 7.0 Jan. 24, 2014 Doc. # 1038 HCATEMC

FCC ID: ACJFZN1B		HAC (T-COIL) TEST REPORT		Reviewed by: Quality Manager
Filename: OY1603280623-R2.ACJ	Test Dates: 04/04/2016 - 04/11/2016, 05/11/2016 - 05/13/2016	EUT Type: Portable Handset		Page 49 of 59

West Caldwell Calibration Laboratories Inc.

# Certificate of Calibration

for

## RADIAL T COIL PROBE

Manufactured by: TEM CONSULTING  
Model No: RADIAL T COIL PROBE  
Serial No: TEM-1130  
Calibration Recall No: 25880

Submitted By:

Customer: ANDREW HARWELL  
Company: PCTEST ENGINEERING LAB  
Address: 6660-B DOBBIN ROAD  
COLUMBIA MD 21045

The subject instrument was calibrated to the indicated specification using standards traceable to the National Institute of Standards and Technology or to accepted values of natural physical constants. This document certifies that the instrument met the following specification upon its return to the submitter.

West Caldwell Calibration Laboratories Procedure No. RADIAL T TEM

Upon receipt for Calibration, the instrument was found to be:

Within ( X )

tolerance of the indicated specification. See attached Report of Calibration.

West Caldwell Calibration Laboratories' calibration control system meets the requirements, ISO 10012-1 MIL-STD-45662A, ANSI/NCSL Z540-1, IEC Guide 25, ISO 9001:2008 and ISO 17025.

Note: With this Certificate, Report of Calibration is included.

Approved by:

Calibration Date: 17-Nov-15

Certificate No: 25880 - 2

QA Doc. #1051 Rev. 2.0 10/1/01

Certificate Page 1 of 1

ISO/IEC 17025:2005



uncompromised calibration  
1575 State Route 96, Victor, NY 14564, U.S.A.

**West Caldwell  
Calibration  
Laboratories, Inc.**



Calibration Lab. Cert. # 1533.01

✓ASH  
11/30/2015

FCC ID: ACJFZN1B		HAC (T-COIL) TEST REPORT		Reviewed by: Quality Manager
Filename: OY1603280623-R2.ACJ	Test Dates: 04/04/2016 - 04/11/2016, 05/11/2016 - 05/13/2016	EUT Type: Portable Handset		Page 50 of 59

© 2016 PCTEST Engineering Laboratory, Inc.

REV 3.1.M  
4/13/2016

© 2016 PCTEST Engineering Laboratory, Inc. All rights reserved. Unless otherwise specified, no part of this report may be reproduced or utilized in any part, form or by any means, electronic or mechanical, including photocopying and microfilm, without permission in writing from PCTEST Engineering Laboratory, Inc. If you have any questions about this international copyright or have an enquiry about obtaining additional rights to this report or assembly of contents thereof, please contact [INFO@PCTESTLAB.COM](mailto:INFO@PCTESTLAB.COM).



ISO/IEC 17025: 2005



Calibration Lab. Cert. # 1533.01

# REPORT OF CALIBRATION

TEM Consulting LP Radial T Coil Probe

Model No.: Radial T Coil Probe

Serial No.: TEM-1130

Company : PC Test Engineering Lab.

I. D. No: XXXX

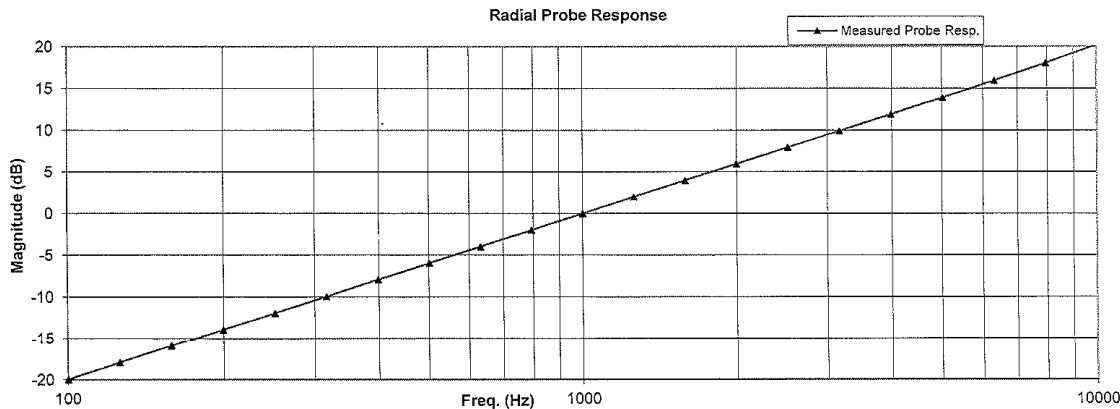
Calibration results:		Before data: .....	After data: .....
Probe Sensitivity measured with Helmholtz Coil		Before & after data same: ...X.....	
Helmholtz Coil;			
the number of turns on each coil;	10	No.	
the radius of each coil, in meters;	0.204	m	
the current in the coils, in amperes.;	0.09	A	
Helmholtz Coil Constant;	7.09	A/m/V	
Helmholtz Coil magnetic field;	5.98	A/m	
Probe Sensitivity at	1000	Hz.	
was	-60.41	dBV/A/m	
	0.954	mV/A/m	
Probe resistance	903	Ohms	
Laboratory Environment:			
Ambient Temperature:	21.7	°C	
Ambient Humidity:	28.1	% RH	
Ambient Pressure:	100.8	kPa	
Calibration Date:	17-Nov-15		
Re-calibration Due:	17-Nov-16		
Report Number:	25880	-2	
Control Number:	25880		

The above listed instrument meets or exceeds the tested manufacturer's specifications.

This Calibration is traceable through NIST test numbers: 683/284413-14

The expanded uncertainty of calibration: 0.30dB at 95% confidence level with a coverage factor of k=2.

Graph represents Probes Frequency Response.



The above listed instrument was checked using calibration procedure documented in West Caldwell

Calibration Laboratories Inc. procedure :

Rev. 7.0 Jan. 24, 2014 Doc. # 1038 HCRTEMC

Calibration was performed by West Caldwell Calibration Laboratories Inc. under Operating Procedures

intended to implement the requirements of ISO10012-1, IEC Guide 25, ANSI/NC SL Z540-1, (MIL-STD-45662A) and ISO 9001:2008, ISO 17025

Cal. Date: 17-Nov-2015

Measurements performed by: *[Signature]*

Calibrated on WCCL system type 9700

Felix Christopher

This document shall not be reproduced, except in full, without the written approval from West Caldwell Cal. Labs. Inc.

Rev. 7.0 Jan. 24, 2014 Doc. # 1038 HCRTEMC

FCC ID: ACJFZN1B		HAC (T-COIL) TEST REPORT		Reviewed by: Quality Manager
Filename: OY1603280623-R2.ACJ	Test Dates: 04/04/2016 - 04/11/2016, 05/11/2016 - 05/13/2016	EUT Type: Portable Handset		Page 51 of 59

HCRTEMC\_TEM-1130\_Nov-17-2015

West Caldwell Calibration Laboratories Inc.

1575 State Route 96, Victor NY 14564  
Tel. (585) 586-3900 FAX (585) 586-4327

**Calibration Data Record**



TEM Consulting LP Radial T Coil Probe      for      Model No.: Radial T Coil Probe      Serial No.: TEM-1130  
Company : PC Test Engineering Lab.

Test	Function	Tolerance	Measured values		
			Before	Out	Remarks
1.0	Probe Sensitivity at	1000 Hz.      dBV/A/m	-60.41		
2.0	Probe Level Linearity				
3.0	Probe Frequency Response				

Instruments used for calibration:			Date of Cal.	Traceability No.	Due Date
HP	34401A	S/N 36064102	1-Oct-2015	,287708	1-Oct-2016
HP	34401A	S/N 36102471	1-Oct-2015	,287708	1-Oct-2016
HP	33120A	S/N 36043716	1-Oct-2015	,287708	1-Oct-2016
B&K	2133	S/N 1583254	1-Oct-2015	683/284413-14	1-Oct-2016

Cal. Date: 17-Nov-2015      Tested by: Felix Christopher  
Calibrated on WCCL system type 9700



This document shall not be reproduced, except in full, without the written approval from West Caldwell Cal. Labs. Inc.      Rev. 7.0 Jan. 24, 2014 Doc. # 1038 HCRTEMC

FCC ID: ACJFZN1B		HAC (T-COIL) TEST REPORT		Reviewed by: Quality Manager
Filename: OY1603280623-R2.ACJ	Test Dates: 04/04/2016 - 04/11/2016, 05/11/2016 - 05/13/2016	EUT Type: Portable Handset		Page 52 of 59

## 12. CONCLUSION

The measurements indicate that the wireless communications device complies with the HAC limits specified in accordance with the ANSI C63.19 Standard and FCC WT Docket No. 01-309 RM-8658. Precise laboratory measures were taken to assure repeatability of the tests. The tested device complies with the requirements in respect to all parameters specific to the test. The test results and statements relate only to the item(s) tested.

The measurement system and techniques presented in this evaluation are proposed in the ANSI standard as a means of best approximating wireless device compatibility with a hearing-aid. The literature is under continual re-construction.

<b>FCC ID:</b> ACJFZN1B		<b>HAC (T-COIL) TEST REPORT</b>		<b>Reviewed by:</b> Quality Manager
<b>Filename:</b> 0Y1603280623-R2.ACJ	<b>Test Dates:</b> 04/04/2016 - 04/11/2016, 05/11/2016 - 05/13/2016	<b>EUT Type:</b> Portable Handset	Page 53 of 59	



© 2016 PCTEST Engineering Laboratory, Inc.

REV 3.1.M  
4/13/2016

© 2016 PCTEST Engineering Laboratory, Inc. All rights reserved. Unless otherwise specified, no part of this report may be reproduced or utilized in any part, form or by any means, electronic or mechanical, including photocopying and microfilm, without permission in writing from PCTEST Engineering Laboratory, Inc. If you have any questions about this international copyright or have an enquiry about obtaining additional rights to this report or assembly of contents thereof, please contact [INFO@PCTESTLAB.COM](mailto:INFO@PCTESTLAB.COM).

## 13. REFERENCES

1. ANSI C63.19-2011, American National Standard for Methods of Measurement of Compatibility between Wireless communication devices and Hearing Aids., New York, NY, IEEE, May 2011
2. FCC Office of Engineering and Technology KDB, "285076 D01 HAC Guidance v04," October 31, 2013
3. FCC Office of Engineering and Technology KDB, "285076 D02 T-Coil Testing for CMRS IP v01r01," October 31, 2013
4. FCC Public Notice DA 06-1215, *Wireless Telecommunications Bureau and Office of Engineering and Technology Clarify Use of Revised Wireless Phone Hearing Aid Compatibility Standard*, June 6, 2006
5. FCC 3G Review Guidance, Laboratory Division OET FCC, May/June 2006
6. Berger, H. S., "Compatibility Between Hearing Aids and Wireless Devices," Electronic Industries Forum, Boston, MA, May, 1997
7. Berger, H. S., "Hearing Aid and Cellular Phone Compatibility: Working Toward Solutions," Wireless Telephones and Hearing Aids: New Challenges for Audiology, Gallaudet University, Washington, D.C., May, 1997 (To be reprinted in the American Journal of Audiology).
8. Berger, H. S., "Hearing Aid Compatibility with Wireless Communications Devices," IEEE International Symposium on Electromagnetic Compatibility, Austin, TX, August, 1997.
9. Bronaugh, E. L., "Simplifying EMI Immunity (Susceptibility) Tests in TEM Cells," in the 1990 IEEE International Symposium on Electromagnetic Compatibility Symposium Record, Washington, D.C., August 1990, pp. 488-491
10. Byrne, D. and Dillon, H., The National Acoustics Laboratory (NAL) New Procedure for Selecting the Gain and Frequency Response of a Hearing Aid, Ear and Hearing 7:257-265, 1986.
11. Crawford, M. L., "Measurement of Electromagnetic Radiation from Electronic Equipment using TEM Transmission Cells," U.S. Department of Commerce, National Bureau of Standards, NBSIR 73-306, Feb. 1973.
12. Crawford, M. L., and Workman, J. L., "Using a TEM Cell for EMC Measurements of Electronic Equipment," U.S. Department of Commerce, National Bureau of Standards. Technical Note 1013, July 1981.
13. EHIMA GSM Project, Development phase, Project Report (1<sup>st</sup> part) Revision A. Technical-Audiological Laboratory and Telecom Denmark, October 1993.
14. EHIMA GSM Project, Development phase, Part II Project Report. Technical-Audiological Laboratory and Telecom Denmark, June 1994.
15. EHIMA GSM Project Final Report, Hearing Aids and GSM Mobile Telephones: Interference Problems, Methods of Measurement and Levels of Immunity. Technical-Audiological Laboratory and Telecom Denmark, 1995.
16. HAMPIS Report, Comparison of Mobile phone electromagnetic near field with an upscaled electromagnetic far field, using hearing aid as reference, 21 October 1999.
17. Hearing Aids/GSM, Report from OTWIDAM, Technical-Audiological Laboratory and Telecom Denmark, April 1993.
18. IEEE 100, The Authoritative Dictionary of IEEE Standards Terms, Seventh Edition.
19. Joyner, K. H, et. al., Interference to Hearing Aids by the New Digital Mobile Telephone System, Global System for Mobile (GSM) Communication Standard, National Acoustic Laboratory, Australian Hearing Series, Sydney 1993.
20. Joyner, K. H., et. al., Interference to Hearing Aids by the Digital Mobile Telephone System, Global System for Mobile Communications (GSM), NAL Report #131, National Acoustic Laboratory, Australian Hearing Series, Sydney, 1995.
21. Kecker, W. T., Crawford, M. L., and Wilson, W. A., "Construction of a Transverse Electromagnetic Cell", U.S. Department of Commerce, National Bureau of Standards, Technical Note 1011, Nov. 1978.



FCC ID: ACJFZN1B		HAC (T-COIL) TEST REPORT		Reviewed by: Quality Manager
Filename: 0Y1603280623-R2.ACJ	Test Dates: 04/04/2016 - 04/11/2016, 05/11/2016 - 05/13/2016	EUT Type: Portable Handset		Page 54 of 59

© 2016 PCTEST Engineering Laboratory, Inc.

REV 3.1.M  
4/13/2016

© 2016 PCTEST Engineering Laboratory, Inc. All rights reserved. Unless otherwise specified, no part of this report may be reproduced or utilized in any part, form or by any means, electronic or mechanical, including photocopying and microfilm, without permission in writing from PCTEST Engineering Laboratory, Inc. If you have any questions about this international copyright or have an enquiry about obtaining additional rights to this report or assembly of contents thereof, please contact [INFO@PCTESTLAB.COM](mailto:INFO@PCTESTLAB.COM).

22. Konigstein, D., and Hansen, D., "A New Family of TEM Cells with enlarged bandwidth and Optimized working Volume," in the Proceedings of the 7<sup>th</sup> International Symposium on EMC, Zurich, Switzerland, March 1987; 50:9, pp. 127-132.
23. Kuk, F., and Hjordstgaard, N. K., "Factors affecting interference from digital cellular telephones," Hearing Journal, 1997; 50:9, pp 32-34.
24. Ma, M. A., and Kanda, M., "Electromagnetic Compatibility and Interference Metrology," U.S. Department of Commerce, National Bureau of Standards, Technical Note 1099, July 1986, pp. 17-43.
25. Ma, M. A., Sreenivashiah, I. , and Chang, D. C., "A Method of Determining the Emission and Susceptibility Levels of Electrically Small Objects Using a TEM Cell," U.S. Department of Commerce, National Bureau of Standards, Technical Note 1040, July 1981.
26. McCandless, G. A., and Lyregaard, P. E., Prescription of Gain/Output (POGO) for Hearing Aids, Hearing Instruments 1:16-21, 1983
27. Skopec, M., "Hearing Aid Electromagnetic Interference from Digital Wireless Telephones, "IEEE Transactions on Rehabilitation Engineering, vol. 6, no. 2, pp. 235-239, June 1998.
28. Technical Report, GSM 05.90, GSM EMC Considerations, European Telecommunications Standards Institute, January 1993.
29. Victorian, T. A., "Digital Cellular Telephone Interference and Hearing Aid Compatibility—an Update," Hearing Journal 1998; 51:10, pp. 53-60
30. Wong, G. S. K., and Embleton, T. F. W., eds., AIP Handbook of Condenser Microphones: Theory, Calibration and Measurements, AIP Press.

<b>FCC ID:</b> ACJFZN1B		<b>HAC (T-COIL) TEST REPORT</b>		<b>Reviewed by:</b> Quality Manager
<b>Filename:</b> 0Y1603280623-R2.ACJ	<b>Test Dates:</b> 04/04/2016 - 04/11/2016, 05/11/2016 - 05/13/2016	<b>EUT Type:</b> Portable Handset	Page 55 of 59	

© 2016 PCTEST Engineering Laboratory, Inc.

REV 3.1.M  
4/13/2016

© 2016 PCTEST Engineering Laboratory, Inc. All rights reserved. Unless otherwise specified, no part of this report may be reproduced or utilized in any part, form or by any means, electronic or mechanical, including photocopying and microfilm, without permission in writing from PCTEST Engineering Laboratory, Inc. If you have any questions about this international copyright or have an enquiry about obtaining additional rights to this report or assembly of contents thereof, please contact [INFO@PCTESTLAB.COM](mailto:INFO@PCTESTLAB.COM).