

■ TEST RESULTS for 802.11ac_40MHz BW_Service Port_Ant.0

Conducted 26 dB Bandwidth Measurements for 802.11ac_40 MHz BW

802.11ac(40MHz) Mode		Measured Bandwidth [MHz]	Minimum Bandwidth [MHz]	Pass / Fail
Frequency [MHz]	Channel No.			
5190	38	39.328	N/A	Pass
5230	46	39.529	N/A	Pass

Conducted 26 dB Bandwidth Measurements for 802.11ac_40 MHz BW

802.11ac(40MHz) Mode		Measured Bandwidth [MHz]	Minimum Bandwidth [MHz]	Pass / Fail
Frequency [MHz]	Channel No.			
5270	54	39.385	N/A	Pass
5310	62	39.523	N/A	Pass

Conducted 26 dB Bandwidth Measurements for 802.11ac_40 MHz BW

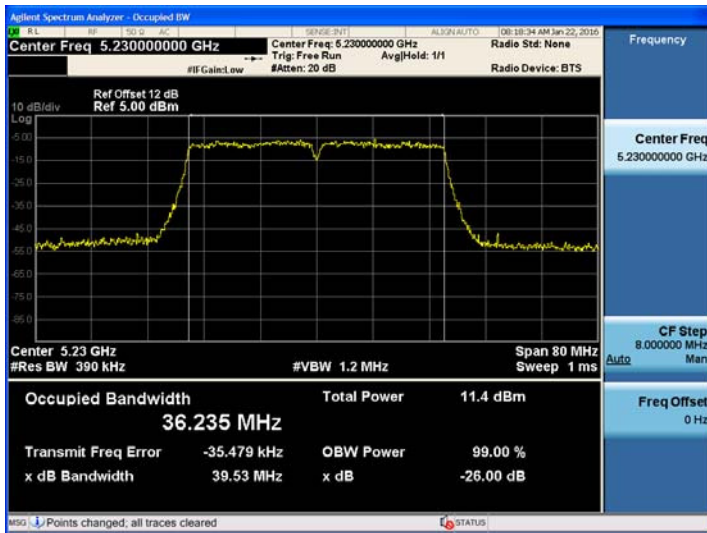
802.11ac(40MHz) Mode		Measured Bandwidth [MHz]	Minimum Bandwidth [MHz]	Pass / Fail
Frequency [MHz]	Channel No.			
5510	102	39.672	N/A	Pass
5550	110	39.816	N/A	Pass
5710	142	39.931	N/A	Pass

Conducted 26 dB Bandwidth Measurements for 802.11ac_40 MHz BW

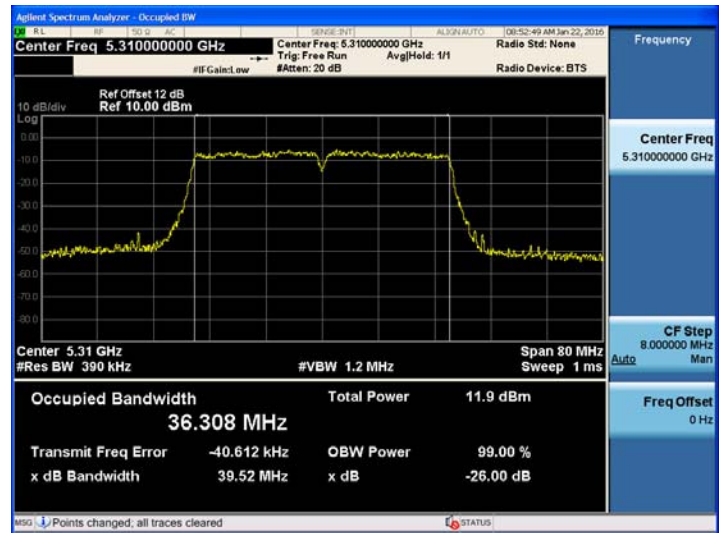
802.11ac(40MHz) Mode		Measured Bandwidth [MHz]	Minimum Bandwidth [MHz]	Pass / Fail
Frequency [MHz]	Channel No.			
5755	151	39.691	N/A	Pass
5795	159	39.799	N/A	Pass

TEST Plot for 802.11ac_40MHz BW_Service Port_Ant.0

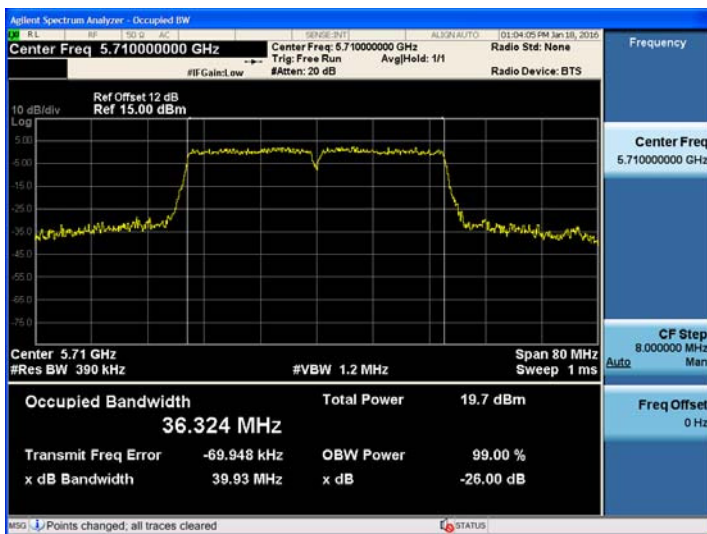
802.11ac_40 MHz BW UNII 1 BAND 26dB Bandwidth



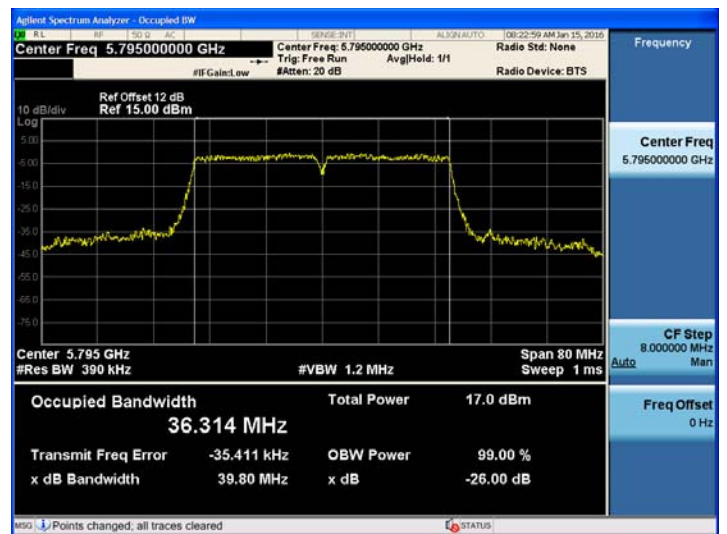
802.11ac_40 MHz BW UNII 2A BAND 26dB Bandwidth



802.11ac_40 MHz BW UNII 2C BAND 26dB Bandwidth



802.11ac_40 MHz BW UNII 3 BAND 26dB Bandwidth



Note :

In order to simplify the report, attached plots were only the most wide channel.

■ TEST RESULTS for 802.11ac_40MHz BW_Service Port_Ant.1

Conducted 26 dB Bandwidth Measurements for 802.11ac_40 MHz BW

802.11ac(40MHz) Mode		Measured Bandwidth [MHz]	Minimum Bandwidth [MHz]	Pass / Fail
Frequency [MHz]	Channel No.			
5190	38	39.693	N/A	Pass
5230	46	39.492	N/A	Pass

Conducted 26 dB Bandwidth Measurements for 802.11ac_40 MHz BW

802.11ac(40MHz) Mode		Measured Bandwidth [MHz]	Minimum Bandwidth [MHz]	Pass / Fail
Frequency [MHz]	Channel No.			
5270	54	39.594	N/A	Pass
5310	62	39.602	N/A	Pass

Conducted 26 dB Bandwidth Measurements for 802.11ac_40 MHz BW

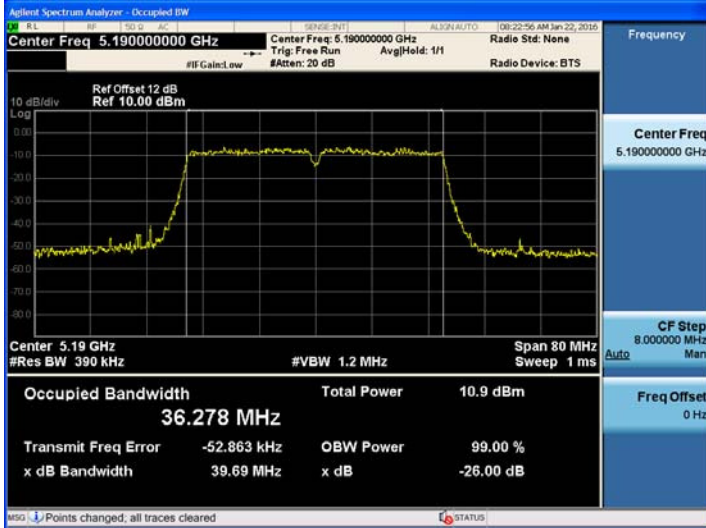
802.11ac(40MHz) Mode		Measured Bandwidth [MHz]	Minimum Bandwidth [MHz]	Pass / Fail
Frequency [MHz]	Channel No.			
5510	102	39.838	N/A	Pass
5550	110	39.557	N/A	Pass
5710	142	39.982	N/A	Pass

Conducted 26 dB Bandwidth Measurements for 802.11ac_40 MHz BW

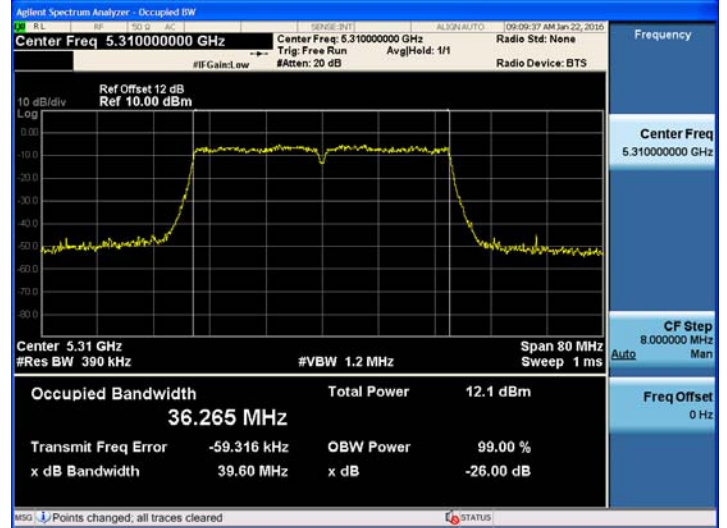
802.11ac(40MHz) Mode		Measured Bandwidth [MHz]	Minimum Bandwidth [MHz]	Pass / Fail
Frequency [MHz]	Channel No.			
5755	151	39.620	N/A	Pass
5795	159	39.802	N/A	Pass

TEST Plot for 802.11ac_40MHz BW_Service Port_Ant.1

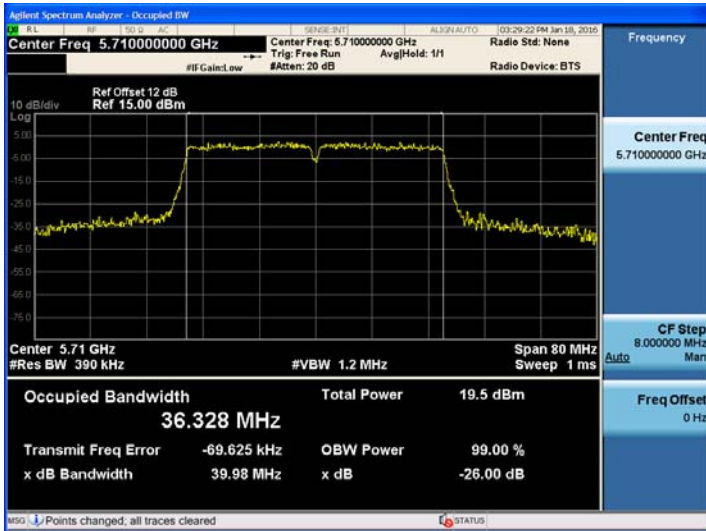
802.11ac_40 MHz BW UNII 1 BAND 26dB Bandwidth



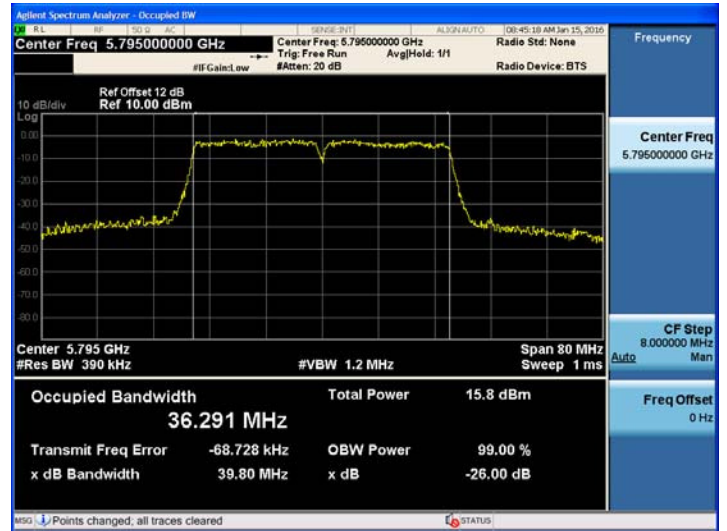
802.11ac_40 MHz BW UNII 2A BAND 26dB Bandwidth



802.11ac_40 MHz BW UNII 2C BAND 26dB Bandwidth



802.11ac_40 MHz BW UNII 3 BAND 26dB Bandwidth



Note :

In order to simplify the report, attached plots were only the most wide channel.

■ TEST RESULTS for 802.11ac_40MHz BW_Service Port_Ant.2

Conducted 26 dB Bandwidth Measurements for 802.11ac_40 MHz BW

802.11ac(40MHz) Mode		Measured Bandwidth [MHz]	Minimum Bandwidth [MHz]	Pass / Fail
Frequency [MHz]	Channel No.			
5190	38	39.745	N/A	Pass
5230	46	39.407	N/A	Pass

Conducted 26 dB Bandwidth Measurements for 802.11ac_40 MHz BW

802.11ac(40MHz) Mode		Measured Bandwidth [MHz]	Minimum Bandwidth [MHz]	Pass / Fail
Frequency [MHz]	Channel No.			
5270	54	39.707	N/A	Pass
5310	62	39.785	N/A	Pass

Conducted 26 dB Bandwidth Measurements for 802.11ac_40 MHz BW

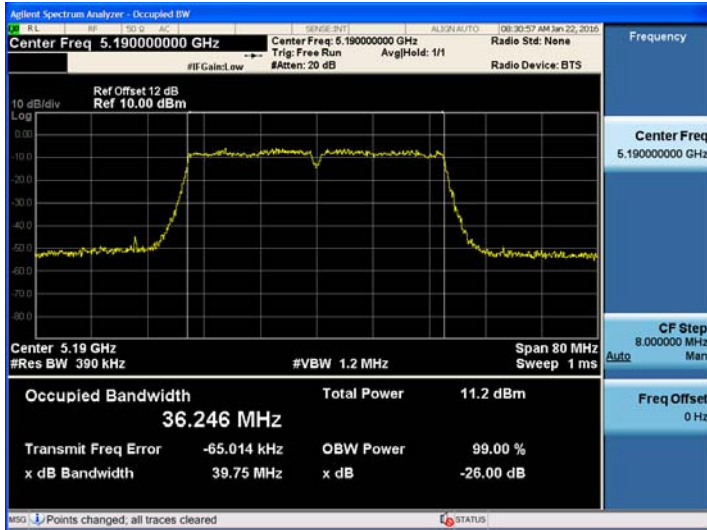
802.11ac(40MHz) Mode		Measured Bandwidth [MHz]	Minimum Bandwidth [MHz]	Pass / Fail
Frequency [MHz]	Channel No.			
5510	102	39.869	N/A	Pass
5550	110	39.977	N/A	Pass
5710	142	39.900	N/A	Pass

Conducted 26 dB Bandwidth Measurements for 802.11ac_40 MHz BW

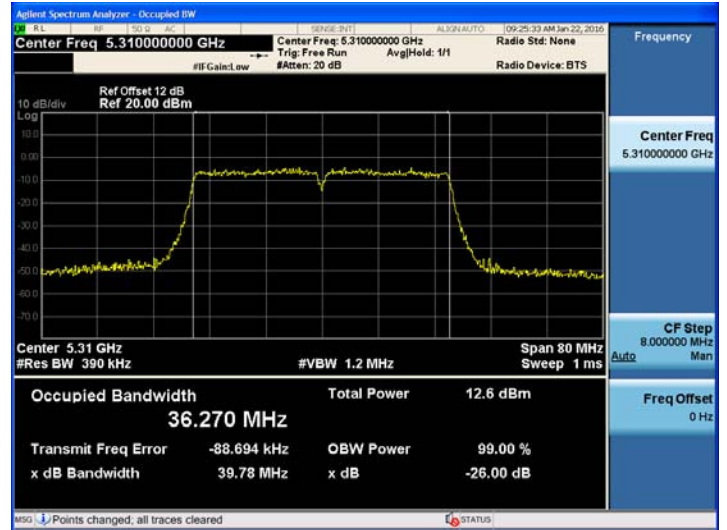
802.11ac(40MHz) Mode		Measured Bandwidth [MHz]	Minimum Bandwidth [MHz]	Pass / Fail
Frequency [MHz]	Channel No.			
5755	151	39.625	N/A	Pass
5795	159	39.937	N/A	Pass

TEST Plot for 802.11ac_40MHz BW_Service Port_Ant.2

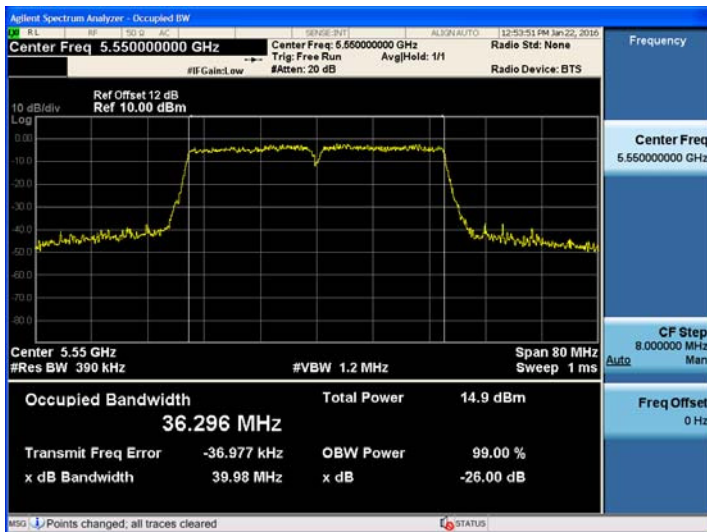
802.11ac_40 MHz BW UNII 1 BAND 26dB Bandwidth



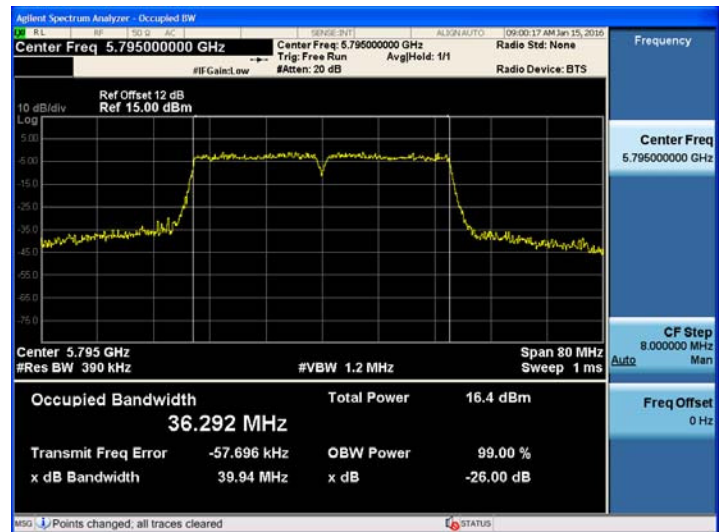
802.11ac_40 MHz BW UNII 2A BAND 26dB Bandwidth



802.11ac_40 MHz BW UNII 2C BAND 26dB Bandwidth



802.11ac_40 MHz BW UNII 3 BAND 26dB Bandwidth



Note :

In order to simplify the report, attached plots were only the most wide channel.

■ TEST RESULTS for 802.11ac_80MHz BW_Service Port_Ant.0

Conducted 26 dB Bandwidth Measurements for 802.11ac_80 MHz BW

802.11ac(80MHz) Mode		Measured Bandwidth [MHz]	Minimum Bandwidth [MHz]	Pass / Fail
Frequency [MHz]	Channel No.			
5210	42	82.210	N/A	Pass

Conducted 26 dB Bandwidth Measurements for 802.11ac_80 MHz BW

802.11ac(80MHz) Mode		Measured Bandwidth [MHz]	Minimum Bandwidth [MHz]	Pass / Fail
Frequency [MHz]	Channel No.			
5290	58	81.578	N/A	Pass

Conducted 26 dB Bandwidth Measurements for 802.11ac_80 MHz BW

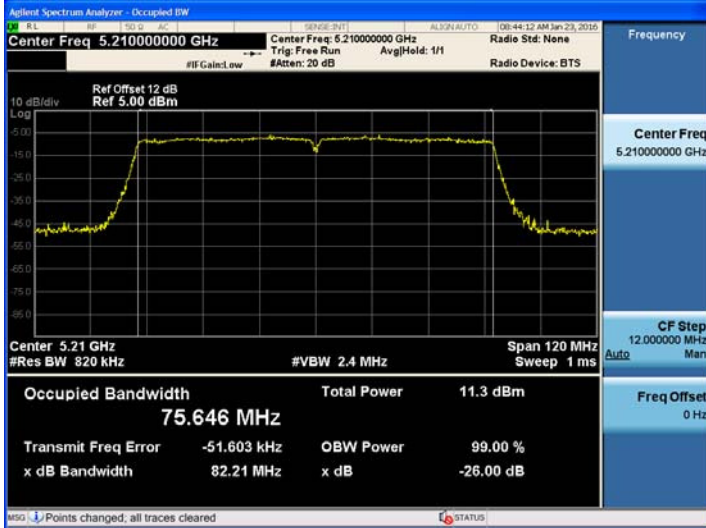
802.11ac(80MHz) Mode		Measured Bandwidth [MHz]	Minimum Bandwidth [MHz]	Pass / Fail
Frequency [MHz]	Channel No.			
5530	106	82.809	N/A	Pass
5690	138	82.580	N/A	Pass

Conducted 26 dB Bandwidth Measurements for 802.11ac_80 MHz BW

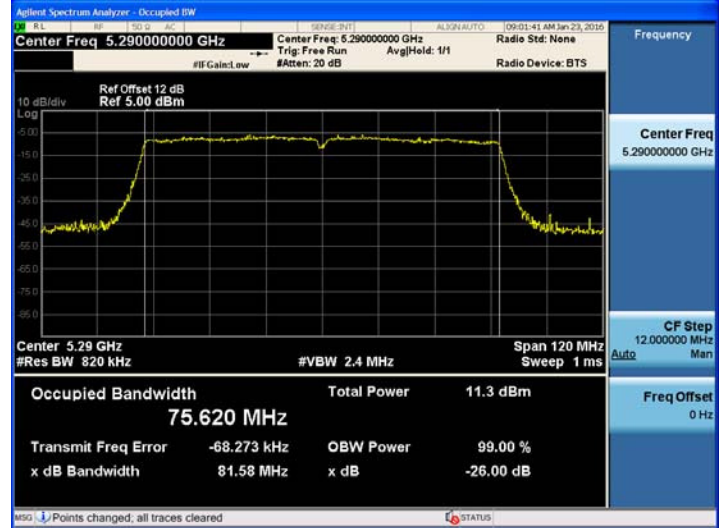
802.11ac(80MHz) Mode		Measured Bandwidth [MHz]	Minimum Bandwidth [MHz]	Pass / Fail
Frequency [MHz]	Channel No.			
5775	155	82.281	N/A	Pass

TEST Plot for 802.11ac_80MHz BW_Service Port_Ant.0

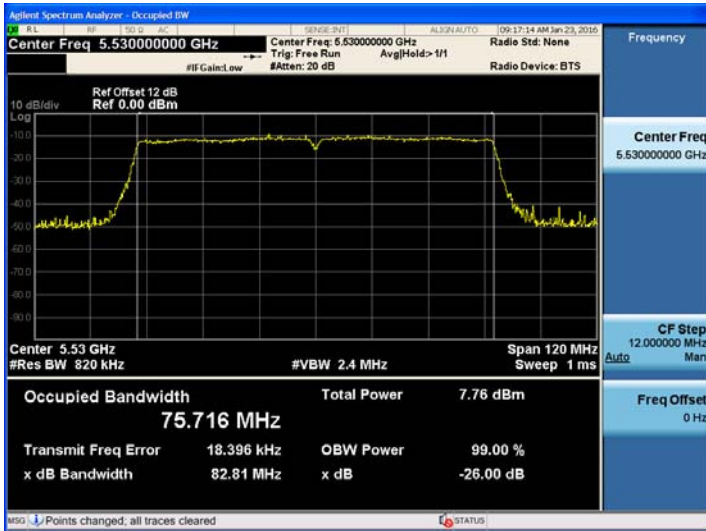
802.11ac_80 MHz BW UNII 1 BAND 26dB Bandwidth



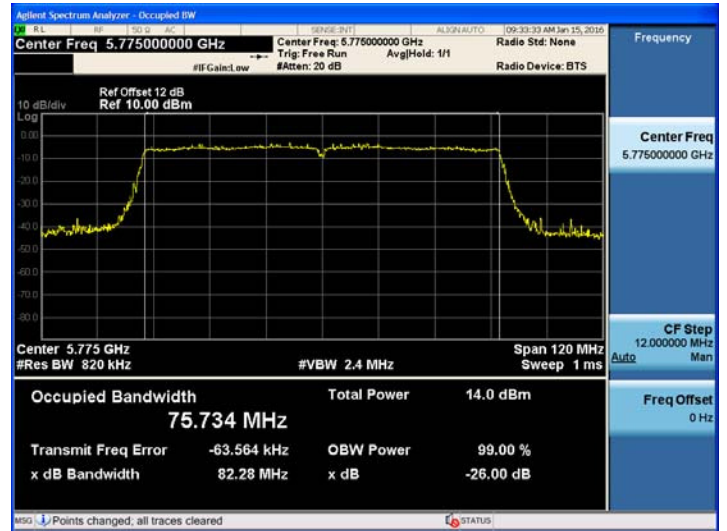
802.11ac_80 MHz BW UNII 2A BAND 26dB Bandwidth



802.11ac_80 MHz BW UNII 2C BAND 26dB Bandwidth



802.11ac_80 MHz BW UNII 3 BAND 26dB Bandwidth



Note :

In order to simplify the report, attached plots were only the most wide channel.

■ TEST RESULTS for 802.11ac_80MHz BW_Service Port_Ant.1

Conducted 26 dB Bandwidth Measurements for 802.11ac_80 MHz BW

802.11ac(80MHz) Mode		Measured Bandwidth [MHz]	Minimum Bandwidth [MHz]	Pass / Fail
Frequency [MHz]	Channel No.			
5210	42	81.545	N/A	Pass

Conducted 26 dB Bandwidth Measurements for 802.11ac_80 MHz BW

802.11ac(80MHz) Mode		Measured Bandwidth [MHz]	Minimum Bandwidth [MHz]	Pass / Fail
Frequency [MHz]	Channel No.			
5290	58	81.980	N/A	Pass

Conducted 26 dB Bandwidth Measurements for 802.11ac_80 MHz BW

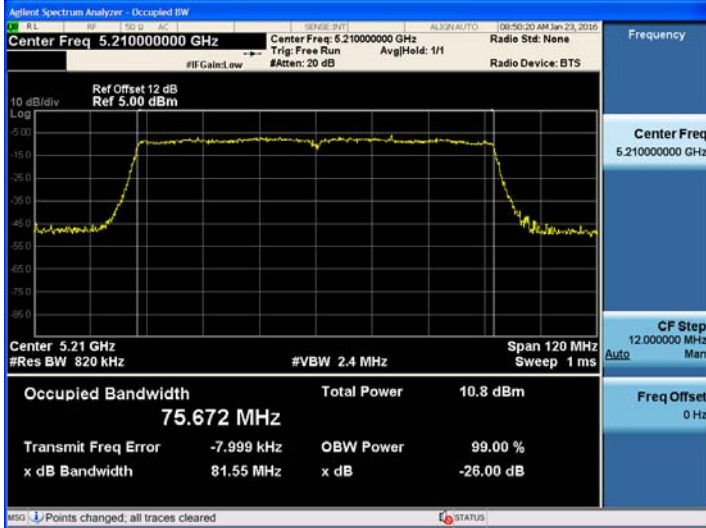
802.11ac(80MHz) Mode		Measured Bandwidth [MHz]	Minimum Bandwidth [MHz]	Pass / Fail
Frequency [MHz]	Channel No.			
5530	106	82.044	N/A	Pass
5690	138	81.962	N/A	Pass

Conducted 26 dB Bandwidth Measurements for 802.11ac_80 MHz BW

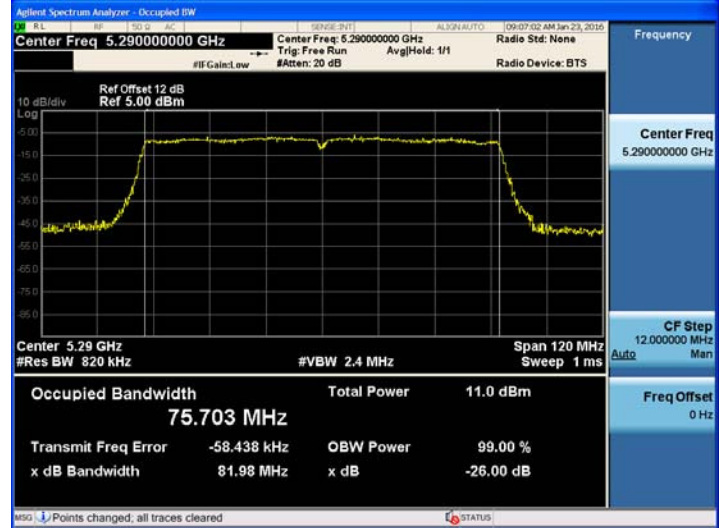
802.11ac(80MHz) Mode		Measured Bandwidth [MHz]	Minimum Bandwidth [MHz]	Pass / Fail
Frequency [MHz]	Channel No.			
5775	155	82.099	N/A	Pass

TEST Plot for 802.11ac_80MHz BW_Service Port_Ant.1

802.11ac_80 MHz BW UNII 1 BAND 26dB Bandwidth



802.11ac_80 MHz BW UNII 2A BAND 26dB Bandwidth



802.11ac_80 MHz BW UNII 2C BAND 26dB Bandwidth



802.11ac_80 MHz BW UNII 3 BAND 26dB Bandwidth



Note :

In order to simplify the report, attached plots were only the most wide channel.

■ TEST RESULTS for 802.11ac_80MHz BW_Service Port_Ant.2

Conducted 26 dB Bandwidth Measurements for 802.11ac_80 MHz BW

802.11ac(80MHz) Mode		Measured Bandwidth [MHz]	Minimum Bandwidth [MHz]	Pass / Fail
Frequency [MHz]	Channel No.			
5210	42	81.887	N/A	Pass

Conducted 26 dB Bandwidth Measurements for 802.11ac_80 MHz BW

802.11ac(80MHz) Mode		Measured Bandwidth [MHz]	Minimum Bandwidth [MHz]	Pass / Fail
Frequency [MHz]	Channel No.			
5290	58	82.077	N/A	Pass

Conducted 26 dB Bandwidth Measurements for 802.11ac_80 MHz BW

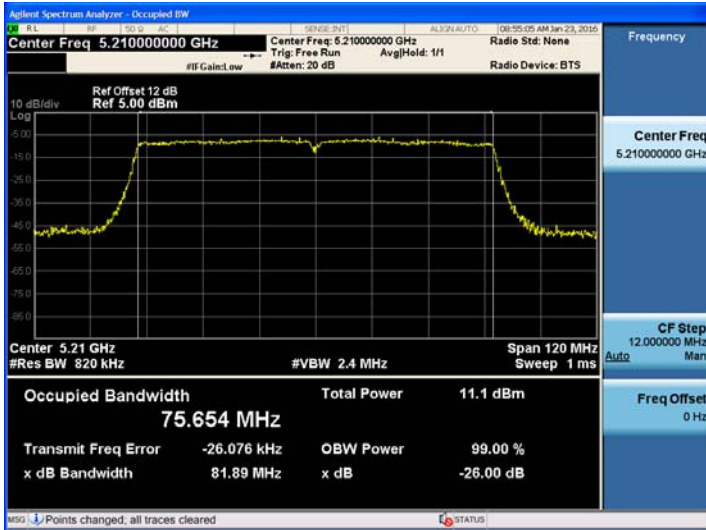
802.11ac(80MHz) Mode		Measured Bandwidth [MHz]	Minimum Bandwidth [MHz]	Pass / Fail
Frequency [MHz]	Channel No.			
5530	106	82.296	N/A	Pass
5690	138	82.228	N/A	Pass

Conducted 26 dB Bandwidth Measurements for 802.11ac_80 MHz BW

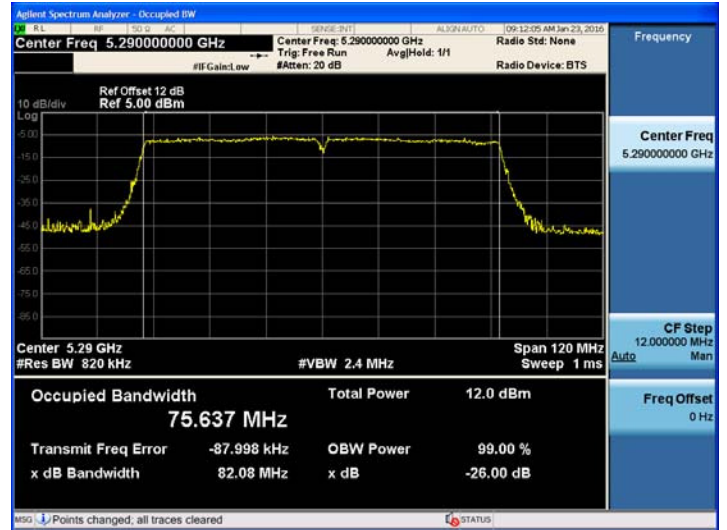
802.11ac(80MHz) Mode		Measured Bandwidth [MHz]	Minimum Bandwidth [MHz]	Pass / Fail
Frequency [MHz]	Channel No.			
5775	155	82.600	N/A	Pass

TEST Plot for 802.11ac_80MHz BW_Service Port_Ant.2

802.11ac_80 MHz BW UNII 1 BAND 26dB Bandwidth



802.11ac_80 MHz BW UNII 2A BAND 26dB Bandwidth



802.11ac_80 MHz BW UNII 2C BAND 26dB Bandwidth



802.11ac_80 MHz BW UNII 3 BAND 26dB Bandwidth



Note :

In order to simplify the report, attached plots were only the most wide channel.

Conducted 6 dB Bandwidth

▣ TEST RESULTS for 802.11a_20MHz BW_Monitoring Port

Conducted 6 dB Bandwidth Measurements for 802.11a_Monitoring Port Ant.0

802.11a Mode		Measured Bandwidth [MHz]	Minimum Bandwidth [MHz]	Pass / Fail
Frequency [MHz]	Channel No.			
5745	149	16.394	0.5	Pass
5785	157	16.446	0.5	Pass
5825	165	16.387	0.5	Pass

Conducted 6 dB Bandwidth Measurements for 802.11a_Monitoring Port Ant.1

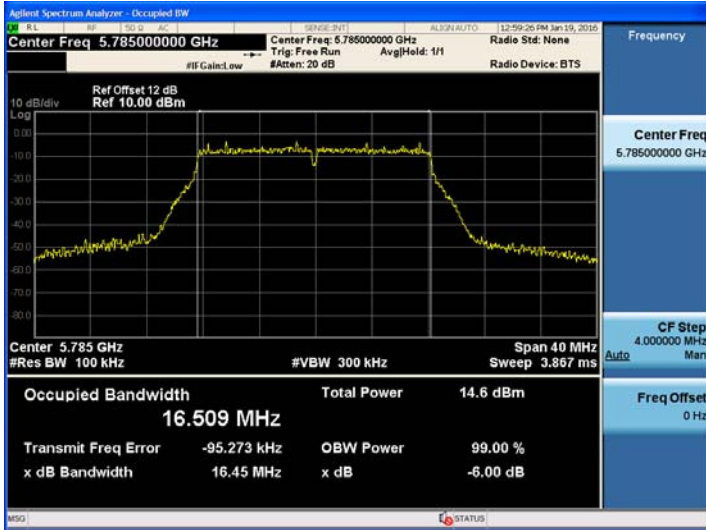
802.11a Mode		Measured Bandwidth [MHz]	Minimum Bandwidth [MHz]	Pass / Fail
Frequency [MHz]	Channel No.			
5745	149	16.413	0.5	Pass
5785	157	16.390	0.5	Pass
5825	165	16.376	0.5	Pass

Conducted 6 dB Bandwidth Measurements for 802.11a_Monitoring Port Ant.2

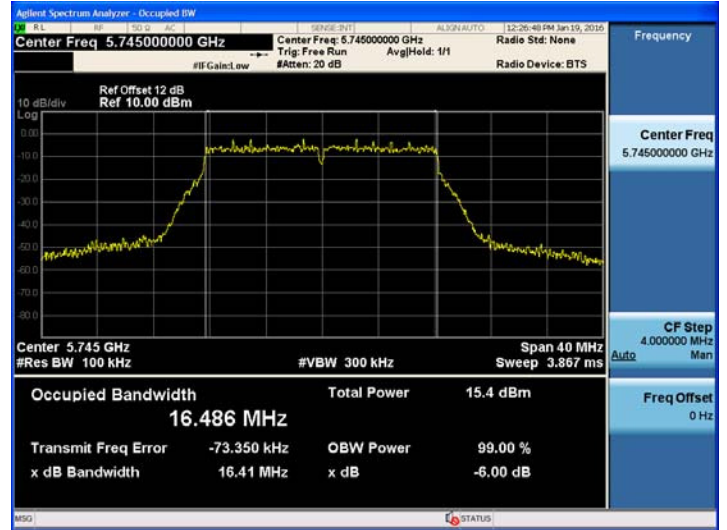
802.11a Mode		Measured Bandwidth [MHz]	Minimum Bandwidth [MHz]	Pass / Fail
Frequency [MHz]	Channel No.			
5745	149	16.417	0.5	Pass
5785	157	16.388	0.5	Pass
5825	165	16.415	0.5	Pass

☐ TEST Plot for 802.11a _20MHz BW

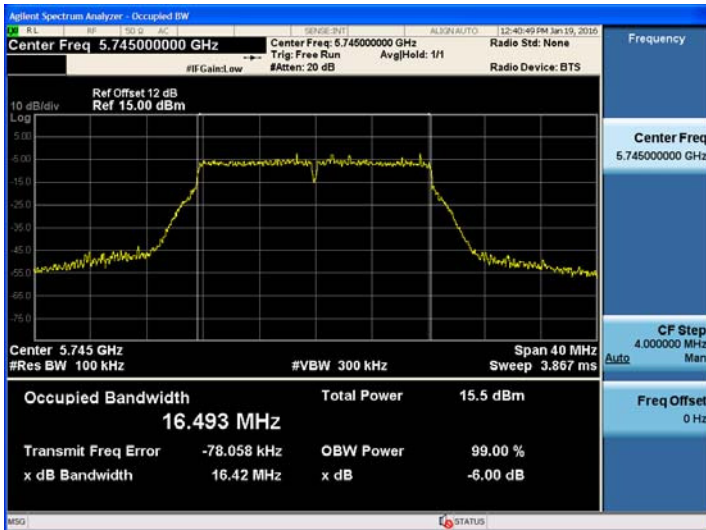
**802.11a UNII 3 BAND 6dB Bandwidth
_Monitoring Port Ant.0**



**802.11a UNII 3 BAND 6dB Bandwidth
_Monitoring Port Ant.1**



**802.11a UNII 3 BAND 6dB Bandwidth
_Monitoring Port Ant.2**



Note :

1. In order to simplify the report, attached plots were only the most wide channel.

Conducted 6 dB Bandwidth

▣ TEST RESULTS for 802.11a_20MHz BW_Service Port

Conducted 6 dB Bandwidth Measurements for 802.11a_Service Port Ant.0

802.11a Mode		Measured Bandwidth [MHz]	Minimum Bandwidth [MHz]	Pass / Fail
Frequency [MHz]	Channel No.			
5745	149	16.391	0.5	Pass
5785	157	16.427	0.5	Pass
5825	165	16.420	0.5	Pass

Conducted 6 dB Bandwidth Measurements for 802.11a_Service Port Ant.1

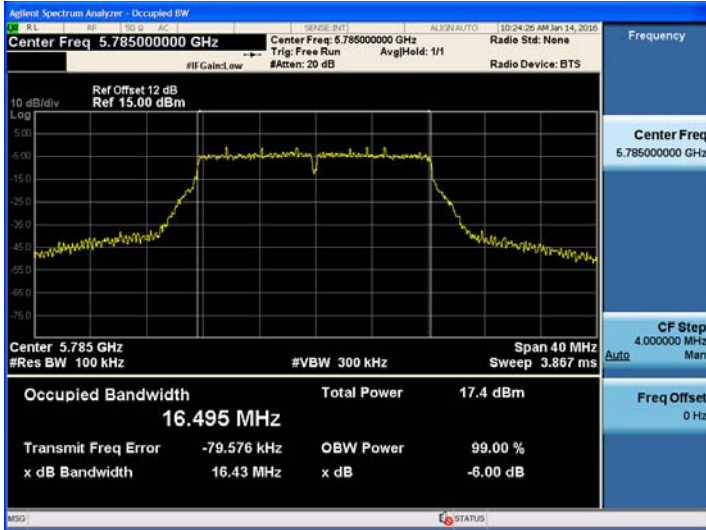
802.11a Mode		Measured Bandwidth [MHz]	Minimum Bandwidth [MHz]	Pass / Fail
Frequency [MHz]	Channel No.			
5745	149	16.384	0.5	Pass
5785	157	16.394	0.5	Pass
5825	165	16.395	0.5	Pass

Conducted 6 dB Bandwidth Measurements for 802.11a_Service Port Ant.2

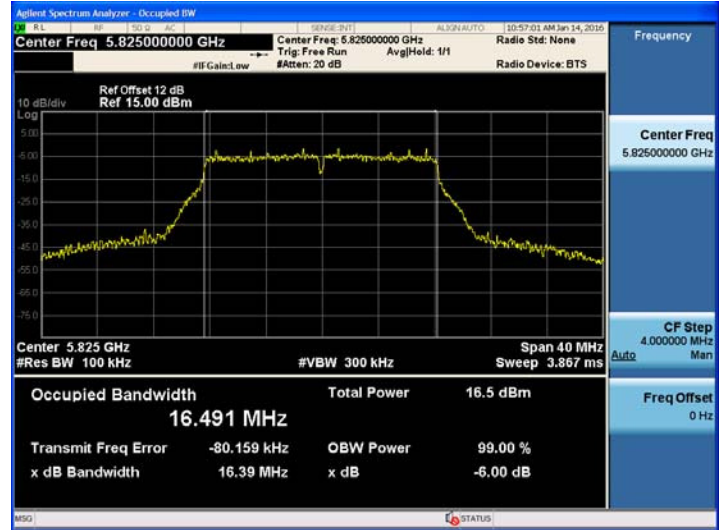
802.11a Mode		Measured Bandwidth [MHz]	Minimum Bandwidth [MHz]	Pass / Fail
Frequency [MHz]	Channel No.			
5745	149	16.415	0.5	Pass
5785	157	16.380	0.5	Pass
5825	165	16.433	0.5	Pass

☐ TEST Plot for 802.11a _20MHz BW

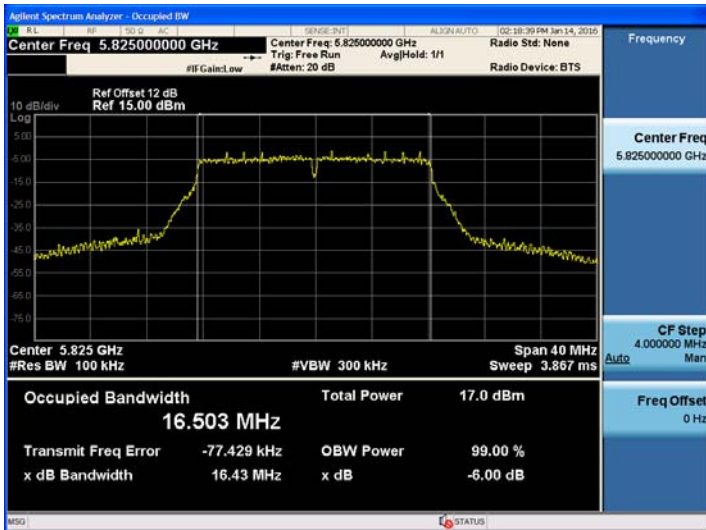
802.11a UNII 3 BAND 6dB Bandwidth
_Service Port Ant.0



802.11a UNII 3 BAND 6dB Bandwidth
_Service Port Ant.1



802.11a UNII 3 BAND 6dB Bandwidth
_Service Port Ant.2



Note :

1. In order to simplify the report, attached plots were only the most wide channel.

Conducted 6 dB Bandwidth

▣ TEST RESULTS for 802.11n_20MHz BW_Service Port

Conducted 6 dB Bandwidth Measurements for 802.11n_20MHz_Service Port Ant.0

802.11n_20MHz Mode		Measured Bandwidth [MHz]	Minimum Bandwidth [MHz]	Pass / Fail
Frequency [MHz]	Channel No.			
5745	149	17.667	0.5	Pass
5785	157	17.569	0.5	Pass
5825	165	17.568	0.5	Pass

Conducted 6 dB Bandwidth Measurements for 802.11n_20MHz_Service Port Ant.1

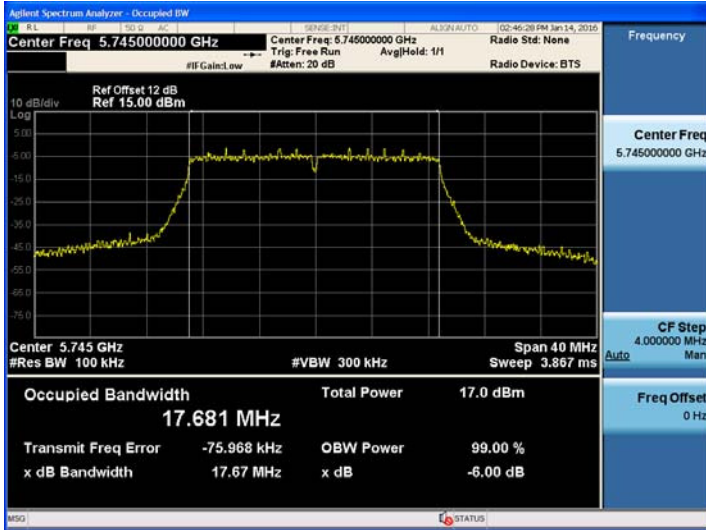
802.11n_20MHz Mode		Measured Bandwidth [MHz]	Minimum Bandwidth [MHz]	Pass / Fail
Frequency [MHz]	Channel No.			
5745	149	17.655	0.5	Pass
5785	157	17.565	0.5	Pass
5825	165	17.580	0.5	Pass

Conducted 6 dB Bandwidth Measurements for 802.11n_20MHz_Service Port Ant.2

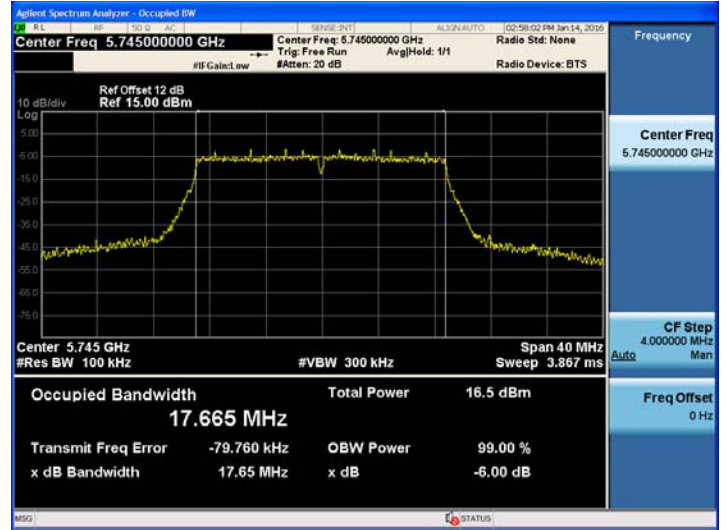
802.11n_20MHz Mode		Measured Bandwidth [MHz]	Minimum Bandwidth [MHz]	Pass / Fail
Frequency [MHz]	Channel No.			
5745	149	17.592	0.5	Pass
5785	157	17.657	0.5	Pass
5825	165	17.644	0.5	Pass

☐ TEST Plot for 802.11n _20MHz BW

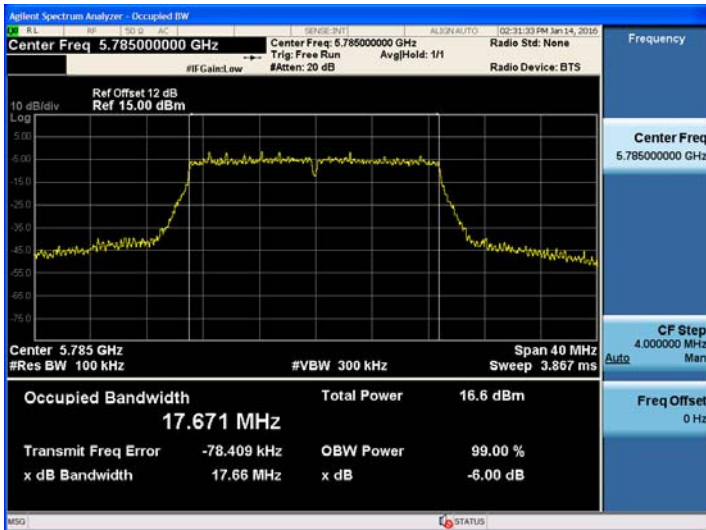
**802.11n_20MHz UNII 3 BAND 6dB Bandwidth
_Service Port Ant.0**



**802.11n_20MHz BW UNII 3 BAND 6dB Bandwidth
_Service Port Ant.1**



**802.11n_20MHz BW UNII 3 BAND 6dB Bandwidth
_Service Port Ant.2**



Note :

1. In order to simplify the report, attached plots were only the most wide channel.

Conducted 6 dB Bandwidth

▣ TEST RESULTS for 802.11ac_20MHz BW_Service Port

Conducted 6 dB Bandwidth Measurements for 802.11ac_20MHz_Service Port Ant.0

802.11ac_20MHz Mode		Measured Bandwidth [MHz]	Minimum Bandwidth [MHz]	Pass / Fail
Frequency [MHz]	Channel No.			
5745	149	17.621	0.5	Pass
5785	157	17.582	0.5	Pass
5825	165	17.634	0.5	Pass

Conducted 6 dB Bandwidth Measurements for 802.11ac_20MHz_Service Port Ant.1

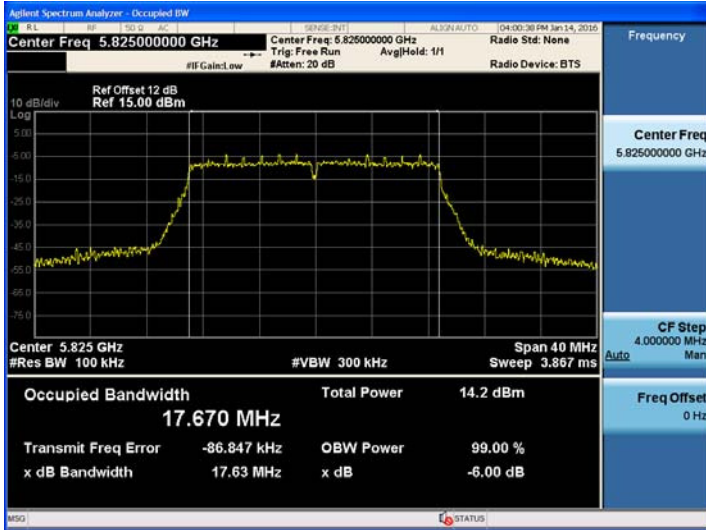
802.11ac_20MHz Mode		Measured Bandwidth [MHz]	Minimum Bandwidth [MHz]	Pass / Fail
Frequency [MHz]	Channel No.			
5745	149	17.609	0.5	Pass
5785	157	17.560	0.5	Pass
5825	165	17.657	0.5	Pass

Conducted 6 dB Bandwidth Measurements for 802.11ac_20MHz_Service Port Ant.2

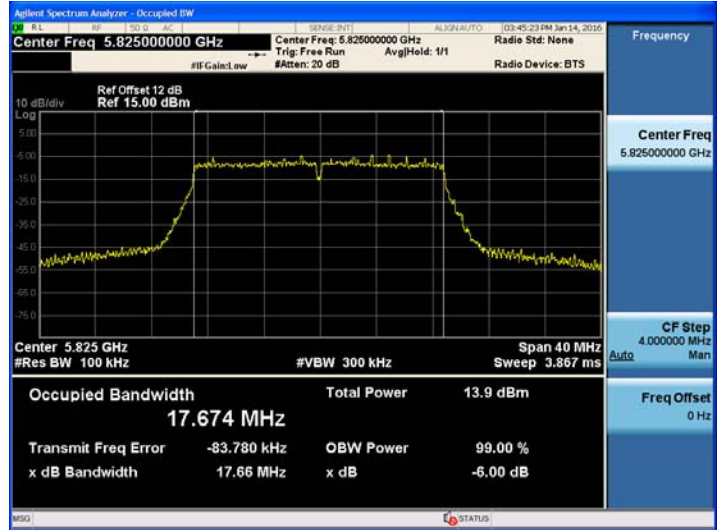
802.11ac_20MHz Mode		Measured Bandwidth [MHz]	Minimum Bandwidth [MHz]	Pass / Fail
Frequency [MHz]	Channel No.			
5745	149	17.648	0.5	Pass
5785	157	17.539	0.5	Pass
5825	165	17.582	0.5	Pass

☐ TEST Plot for 802.11ac _20MHz BW

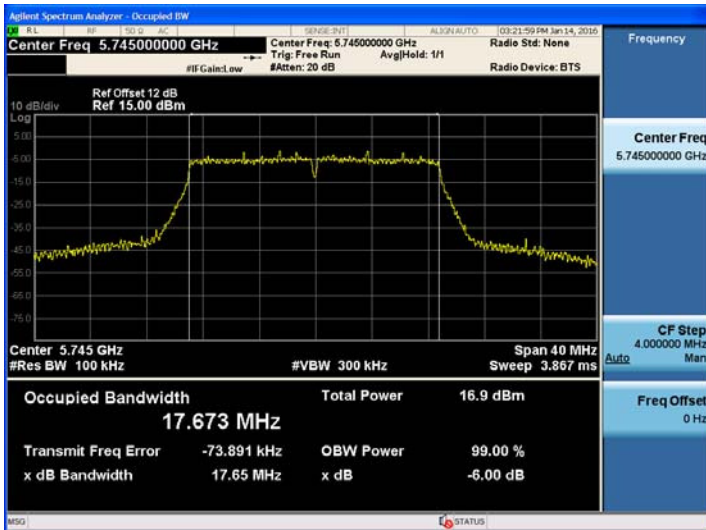
802.11ac_20MHz UNII 3 BAND 6dB Bandwidth
_Service Port Ant.0



802.11ac_20MHz BW UNII 3 BAND 6dB Bandwidth
_Service Port Ant.1



802.11ac_20MHz BW UNII 3 BAND 6dB Bandwidth
_Service Port Ant.2



Note :

1. In order to simplify the report, attached plots were only the most wide channel.

Conducted 6 dB Bandwidth

▣ TEST RESULTS for 802.11n_40MHz BW_Service Port

Conducted 6 dB Bandwidth Measurements for 802.11n_40MHz_Service Port Ant.0

802.11n_40MHz Mode		Measured Bandwidth [MHz]	Minimum Bandwidth [MHz]	Pass / Fail
Frequency [MHz]	Channel No.			
5755	151	36.030	0.5	Pass
5795	159	36.070	0.5	Pass

Conducted 6 dB Bandwidth Measurements for 802.11n_40MHz_Service Port Ant.1

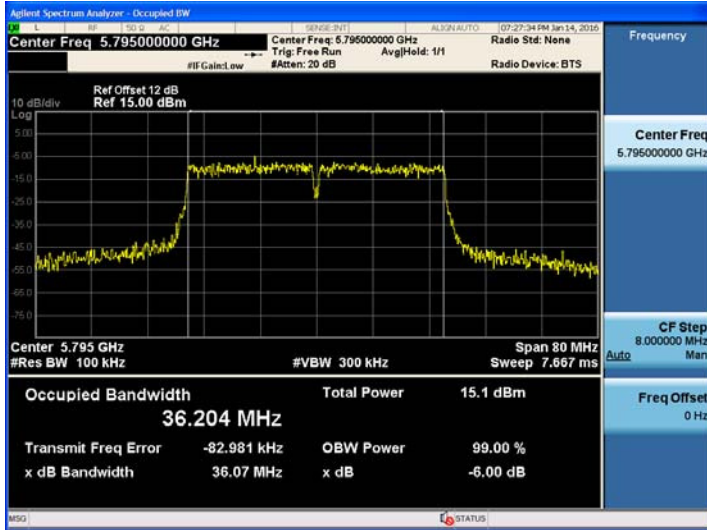
802.11n_40MHz Mode		Measured Bandwidth [MHz]	Minimum Bandwidth [MHz]	Pass / Fail
Frequency [MHz]	Channel No.			
5755	151	36.140	0.5	Pass
5795	159	36.180	0.5	Pass

Conducted 6 dB Bandwidth Measurements for 802.11n_40MHz_Service Port Ant.2

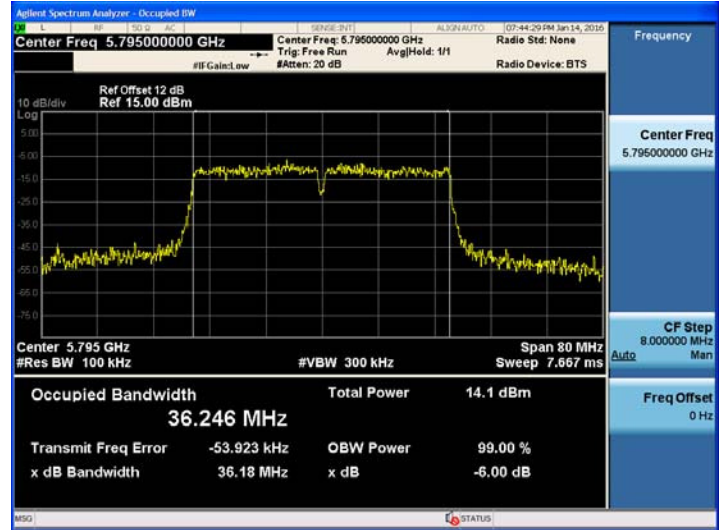
802.11n_40MHz Mode		Measured Bandwidth [MHz]	Minimum Bandwidth [MHz]	Pass / Fail
Frequency [MHz]	Channel No.			
5755	151	35.960	0.5	Pass
5795	159	36.170	0.5	Pass

☐ TEST Plot for 802.11n _40MHz BW

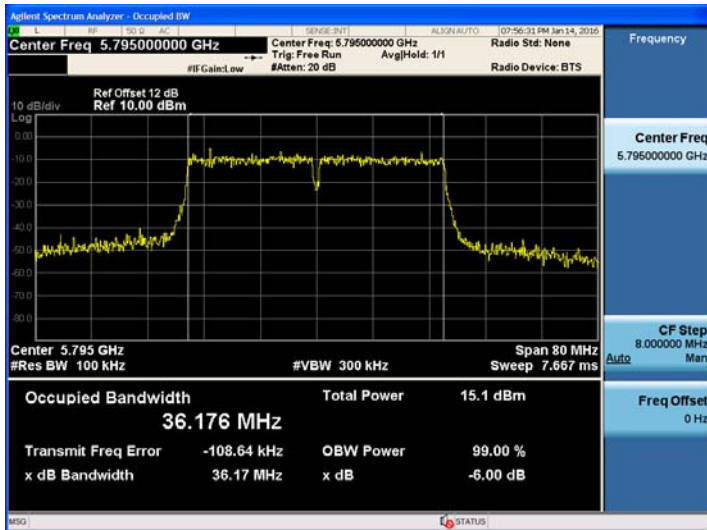
**802.11n_40MHz UNII 3 BAND 6dB Bandwidth
_Service Port Ant.0**



**802.11n_40MHz BW UNII 3 BAND 6dB Bandwidth
_Service Port Ant.1**



**802.11n_40MHz BW UNII 3 BAND 6dB Bandwidth
_Service Port Ant.2**



Note :

1. In order to simplify the report, attached plots were only the most wide channel.

Conducted 6 dB Bandwidth

▣ TEST RESULTS for 802.11ac_40MHz BW_Service Port

Conducted 6 dB Bandwidth Measurements for 802.11ac_40MHz_Service Port Ant.0

802.11ac_40MHz Mode		Measured Bandwidth [MHz]	Minimum Bandwidth [MHz]	Pass / Fail
Frequency [MHz]	Channel No.			
5755	151	36.130	0.5	Pass
5795	159	36.110	0.5	Pass

Conducted 6 dB Bandwidth Measurements for 802.11ac_40MHz_Service Port Ant.1

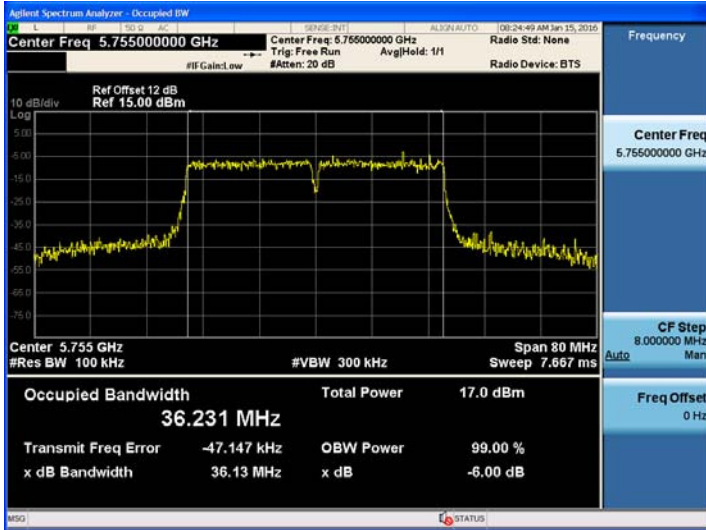
802.11ac_40MHz Mode		Measured Bandwidth [MHz]	Minimum Bandwidth [MHz]	Pass / Fail
Frequency [MHz]	Channel No.			
5755	151	36.120	0.5	Pass
5795	159	36.080	0.5	Pass

Conducted 6 dB Bandwidth Measurements for 802.11ac_40MHz_Service Port Ant.2

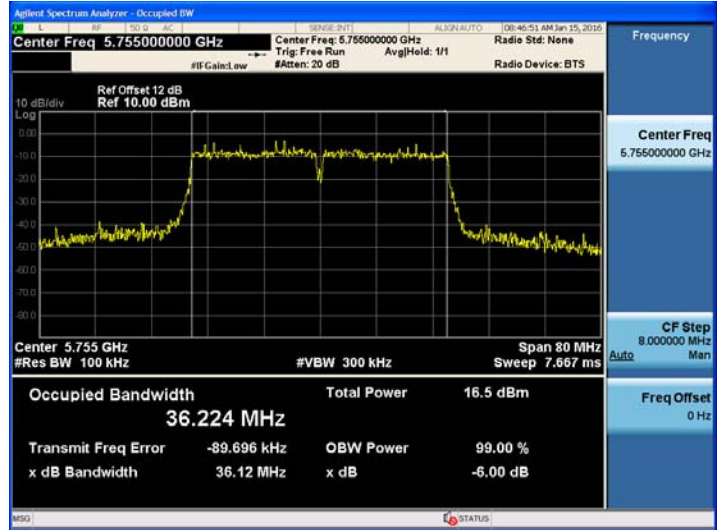
802.11ac_40MHz Mode		Measured Bandwidth [MHz]	Minimum Bandwidth [MHz]	Pass / Fail
Frequency [MHz]	Channel No.			
5755	151	36.120	0.5	Pass
5795	159	36.140	0.5	Pass

☐ TEST Plot for 802.11ac _40MHz BW

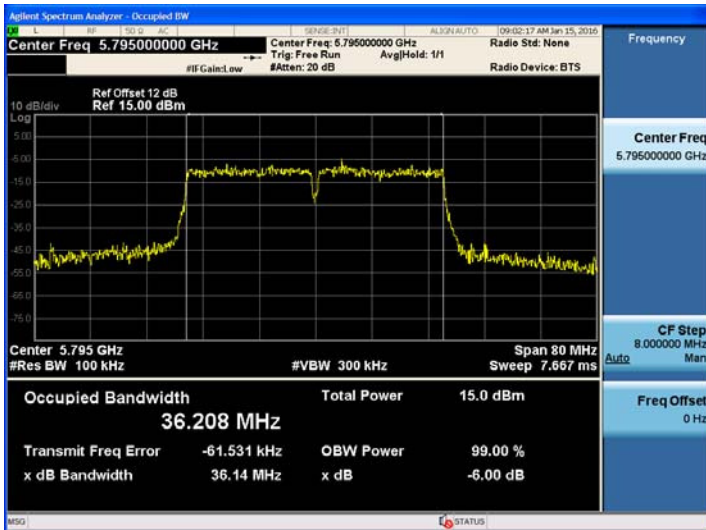
**802.11ac_40MHz UNII 3 BAND 6dB Bandwidth
_Service Port Ant.0**



**802.11ac_40MHz BW UNII 3 BAND 6dB Bandwidth
_Service Port Ant.1**



**802.11ac_40MHz BW UNII 3 BAND 6dB Bandwidth
_Service Port Ant.2**



Note :

1. In order to simplify the report, attached plots were only the most wide channel.

Conducted 6 dB Bandwidth

▣ TEST RESULTS for 802.11ac_80MHz BW_Service Port

Conducted 6 dB Bandwidth Measurements for 802.11ac_80MHz_Service Port Ant.0

802.11ac_80MHz Mode		Measured Bandwidth [MHz]	Minimum Bandwidth [MHz]	Pass / Fail
Frequency [MHz]	Channel No.			
5775	155	75.401	0.5	Pass

Conducted 6 dB Bandwidth Measurements for 802.11ac_80MHz_Service Port Ant.1

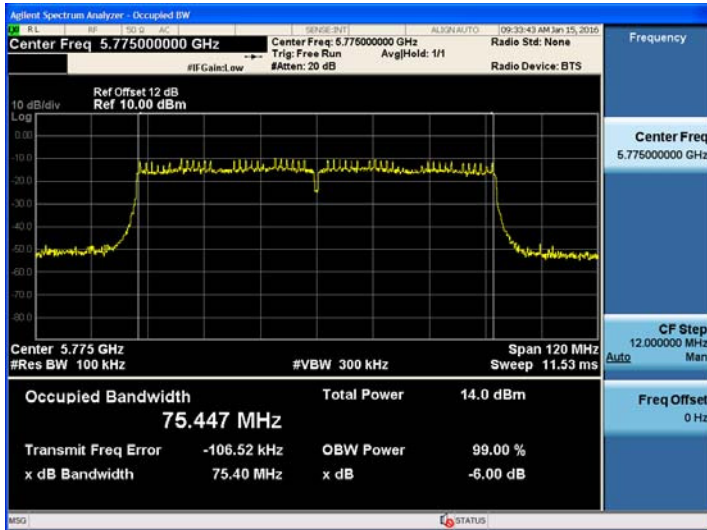
802.11ac_80MHz Mode		Measured Bandwidth [MHz]	Minimum Bandwidth [MHz]	Pass / Fail
Frequency [MHz]	Channel No.			
5775	155	75.460	0.5	Pass

Conducted 6 dB Bandwidth Measurements for 802.11ac_80MHz_Service Port Ant.2

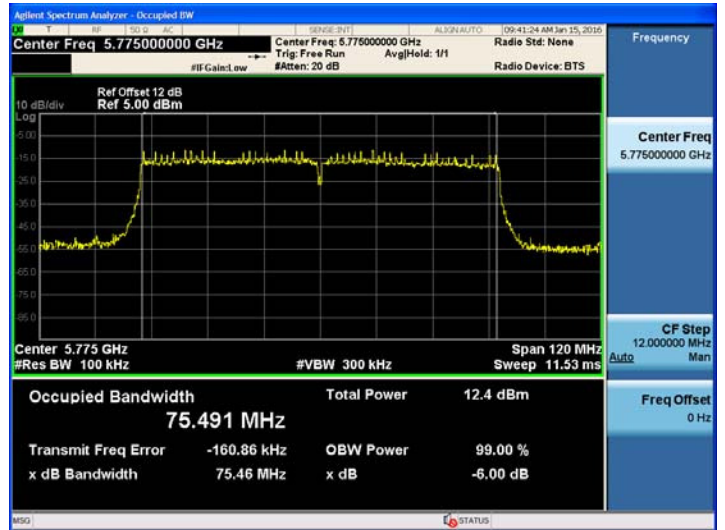
802.11ac_80MHz Mode		Measured Bandwidth [MHz]	Minimum Bandwidth [MHz]	Pass / Fail
Frequency [MHz]	Channel No.			
5775	155	75.450	0.5	Pass

☐ TEST Plot for 802.11ac_80MHz BW

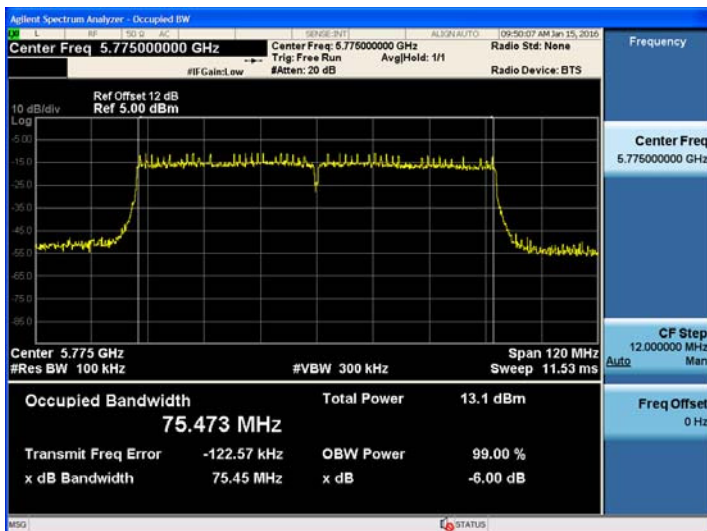
802.11ac_80MHz UNII 3 BAND 6dB Bandwidth
_Service Port Ant.0



802.11ac_80MHz BW UNII 3 BAND 6dB Bandwidth
_Service Port Ant.1



802.11ac_80MHz BW UNII 3 BAND 6dB Bandwidth
_Service Port Ant.2



Note :

1. In order to simplify the report, attached plots were only the most wide channel.

▣ **Straddle channels TEST RESULTS_Monitoring Port**

Conducted Bandwidth Measurements for 802.11a _20MHz BW (UNII 2C Band)

Antenna Port	Frequency [MHz]	Channel No.	Measured Bandwidth [MHz]	Minimum Bandwidth [MHz]	Pass / Fail
Ant.0	5720	144	15.08	N/A	Pass
Ant.1			15.00	N/A	Pass
Ant.2			15.08	N/A	Pass

Conducted Bandwidth Measurements for 802.11a_20MHz BW (UNII 3 Band)

Antenna Port	Frequency [MHz]	Channel No.	Measured Bandwidth [MHz]	Minimum Bandwidth [MHz]	Pass / Fail
Ant.0	5720	144	4.92	N/A	Pass
Ant.1			4.84	N/A	Pass
Ant.2			4.88	N/A	Pass

☐ Straddle channels TEST Plot for 802.11a _20MHz BW

802.11a CH.144 Bandwidth Ant.0



802.11a CH.144 Bandwidth Ant.1



802.11a CH.144 Bandwidth Ant.2



▣ **Straddle channels TEST RESULTS_Service Port**

Conducted Bandwidth Measurements for 802.11a_20MHz BW (UNII 2C Band)

Antenna Port	Frequency [MHz]	Channel No.	Measured Bandwidth [MHz]	Minimum Bandwidth [MHz]	Pass / Fail
Ant.0	5720	144	15.04	N/A	Pass
Ant.1			15.14	N/A	Pass
Ant.2			15.00	N/A	Pass

Conducted Bandwidth Measurements for 802.11a_20MHz BW (UNII 3 Band)

Antenna Port	Frequency [MHz]	Channel No.	Measured Bandwidth [MHz]	Minimum Bandwidth [MHz]	Pass / Fail
Ant.0	5720	144	4.92	N/A	Pass
Ant.1			4.80	N/A	Pass
Ant.2			4.92	N/A	Pass

☐ Straddle channels TEST Plot for 802.11a _20MHz BW

802.11a CH.144 Bandwidth Ant.0



802.11a CH.144 Bandwidth Ant.1



802.11a CH.144 Bandwidth Ant.2



▣ **Straddle channels TEST RESULTS_Service Port**

Conducted Bandwidth Measurements for 802.11n _20MHz BW (UNII 2C Band)

Antenna Port	Frequency [MHz]	Channel No.	Measured Bandwidth [MHz]	Minimum Bandwidth [MHz]	Pass / Fail
Ant.0	5720	144	15.16	N/A	Pass
Ant.1			15.30	N/A	Pass
Ant.2			15.20	N/A	Pass

Conducted Bandwidth Measurements for 802.11n _20MHz BW (UNII 3 Band)

Antenna Port	Frequency [MHz]	Channel No.	Measured Bandwidth [MHz]	Minimum Bandwidth [MHz]	Pass / Fail
Ant.0	5720	144	5.04	N/A	Pass
Ant.1			5.17	N/A	Pass
Ant.2			5.12	N/A	Pass

☐ Straddle channels TEST Plot for 802.11n _20MHz BW

802.11n CH.144 Bandwidth Ant.0



802.11n CH.144 Bandwidth Ant.1



802.11n CH.144 Bandwidth Ant.2



▣ **Straddle channels TEST RESULTS_Service Port**

Conducted Bandwidth Measurements for 802.11ac _20MHz BW (UNII 2C Band)

Antenna Port	Frequency [MHz]	Channel No.	Measured Bandwidth [MHz]	Minimum Bandwidth [MHz]	Pass / Fail
Ant.0	5720	144	15.24	N/A	Pass
Ant.1			15.30	N/A	Pass
Ant.2			15.24	N/A	Pass

Conducted Bandwidth Measurements for 802.11ac _20MHz BW (UNII 3 Band)

Antenna Port	Frequency [MHz]	Channel No.	Measured Bandwidth [MHz]	Minimum Bandwidth [MHz]	Pass / Fail
Ant.0	5720	144	5.04	N/A	Pass
Ant.1			5.01	N/A	Pass
Ant.2			5.12	N/A	Pass

▣ **Straddle channels TEST RESULTS_Service Port**

Conducted Bandwidth Measurements for 802.11n_40MHz BW (UNII 2C Band)

Antenna Port	Frequency [MHz]	Channel No.	Measured Bandwidth [MHz]	Minimum Bandwidth [MHz]	Pass / Fail
Ant.0	5710	142	34.92	N/A	Pass
Ant.1			35.02	N/A	Pass
Ant.2			34.92	N/A	Pass

Conducted Bandwidth Measurements for 802.11n_40MHz BW (UNII 3 Band)

Antenna Port	Frequency [MHz]	Channel No.	Measured Bandwidth [MHz]	Minimum Bandwidth [MHz]	Pass / Fail
Ant.0	5710	142	4.96	N/A	Pass
Ant.1			4.92	N/A	Pass
Ant.2			4.74	N/A	Pass

▣ **Straddle channels TEST RESULTS_Service Port**

Conducted Bandwidth Measurements for 802.11ac_40MHz BW (UNII 2C Band)

Antenna Port	Frequency [MHz]	Channel No.	Measured Bandwidth [MHz]	Minimum Bandwidth [MHz]	Pass / Fail
Ant.0	5710	142	34.86	N/A	Pass
Ant.1			35.02	N/A	Pass
Ant.2			34.98	N/A	Pass

Conducted Bandwidth Measurements for 802.11ac_40MHz BW (UNII 3 Band)

Antenna Port	Frequency [MHz]	Channel No.	Measured Bandwidth [MHz]	Minimum Bandwidth [MHz]	Pass / Fail
Ant.0	5710	142	4.74	N/A	Pass
Ant.1			4.62	N/A	Pass
Ant.2			4.80	N/A	Pass

☐ Straddle channels TEST Plot for 802.11ac_40MHz BW

802.11ac_40MHz CH.142 Bandwidth Ant.0



802.11ac_40MHz CH.142 Bandwidth Ant.1



802.11ac_40MHz CH.142 Bandwidth Ant.2



▣ **Straddle channels TEST RESULTS_Service Port**

Conducted Bandwidth Measurements for 802.11ac_80MHz BW (UNII 2C Band)

Antenna Port	Frequency [MHz]	Channel No.	Measured Bandwidth [MHz]	Minimum Bandwidth [MHz]	Pass / Fail
Ant.0	5690	138	76.40	N/A	Pass
Ant.1			76.16	N/A	Pass
Ant.2			75.72	N/A	Pass

Conducted Bandwidth Measurements for 802.11ac_80MHz BW (UNII 3 Band)

Antenna Port	Frequency [MHz]	Channel No.	Measured Bandwidth [MHz]	Minimum Bandwidth [MHz]	Pass / Fail
Ant.0	5690	138	6.25	N/A	Pass
Ant.1			5.89	N/A	Pass
Ant.2			5.88	N/A	Pass

☐ Straddle channels TEST Plot for 802.11ac_80MHz BW_ Service Port

802.11ac_80MHz CH.138 Bandwidth Ant.0



802.11ac_80MHz CH.138 Bandwidth Ant.1



802.11ac_80MHz CH.138 Bandwidth Ant.2



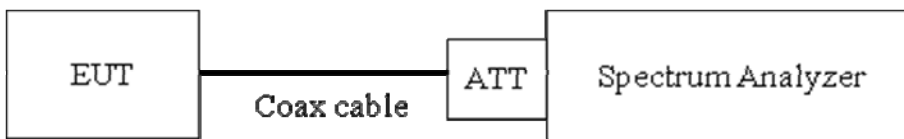
8.3 99% BANDWIDTH MEASUREMENT

limit

None; for IC reporting purposes only

The 99 % bandwidth is used to determine the conducted power limits(for IC).

■ TEST CONFIGURATION



■ TEST PROCEDURE

The transmitter output is connected to the spectrum analyzer. The RBW is set to as close to 1% of the selected span. The VBW is set to 3 times the RBW. The sweep time is coupled. The spectrum analyzer internal 99% bandwidth function is utilized.

RBW = 1% of the total span

VBW \geq 3 x RBW

Detector = Peak

Trace mode = max hold

Sweep = auto couple

Allow the trace to stabilize

▣ TEST RESULTS for 802.11a_20MHz BW_ Monitoring Port Ant.0

Conducted 99% Bandwidth Measurements for 802.11a

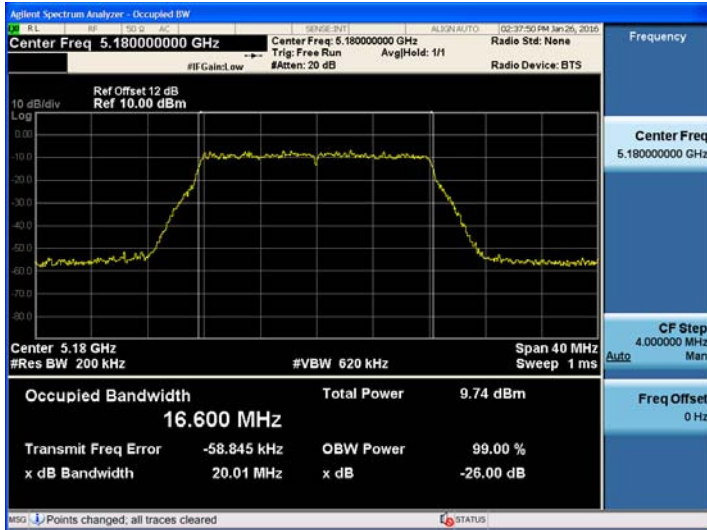
802.11a Mode		Measured Bandwidth [MHz]
Frequency [MHz]	Channel No.	
5180	36	16.600
5200	40	16.647
5240	48	16.630
5260	52	16.603
5300	60	16.609
5320	64	16.666
5500	100	16.615
5580	116	16.599
5720	144	16.646
5745	149	16.627
5785	157	16.649
5825	165	16.619

Note :

1. In order to simplify the report, attached plots were only the most wide channel.
2. DFS test channels should be defined. So, We performed the OBW test to prove that no part of the fundamental emissions of any UNII1 48 channels for DFS.

TEST Plot for 802.11a _20MHz BW_ Monitoring Port Ant.0

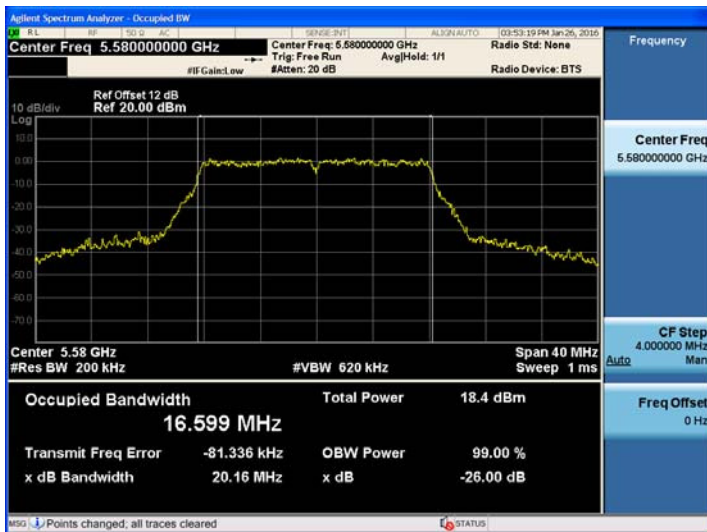
802.11a UNII 1 BAND 99% Bandwidth



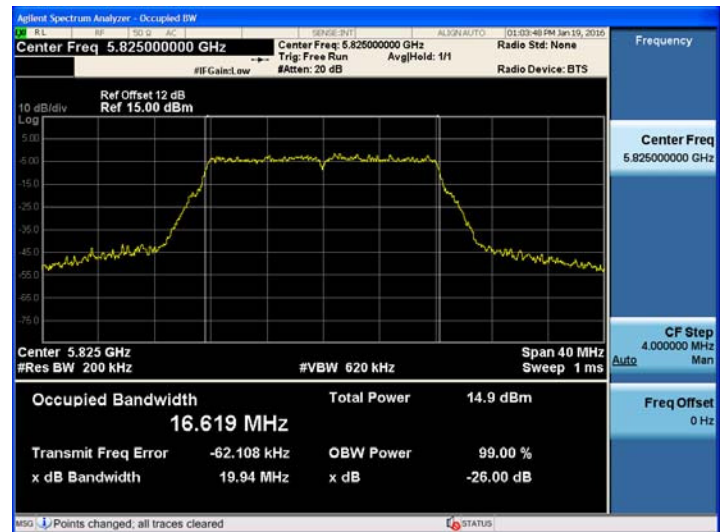
802.11a UNII 2A BAND 99% Bandwidth



802.11a UNII 2C BAND 99% Bandwidth



802.11a UNII 3 BAND 99% Bandwidth



▣ TEST RESULTS for 802.11a_20MHz BW_ Monitoring Port Ant.1

Conducted 99% Bandwidth Measurements for 802.11a

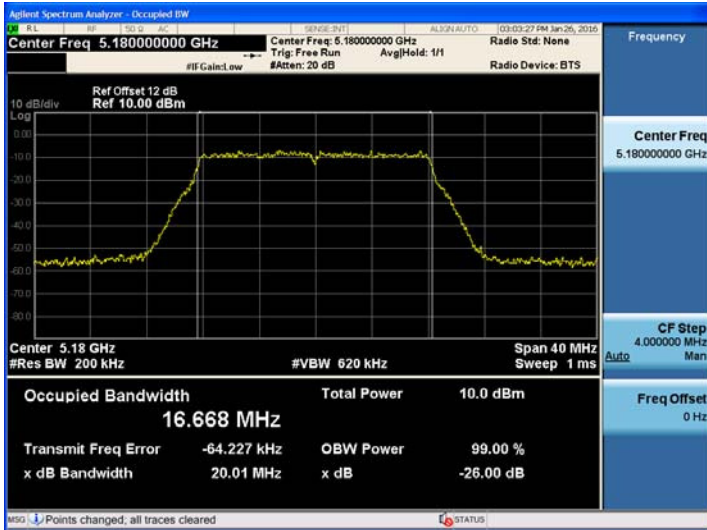
802.11a Mode		Measured Bandwidth [MHz]
Frequency [MHz]	Channel No.	
5180	36	16.668
5200	40	16.620
5240	48	16.618
5260	52	16.625
5300	60	16.664
5320	64	16.614
5500	100	16.624
5580	116	16.627
5720	144	16.620
5745	149	16.697
5785	157	16.655
5825	165	16.643

Note :

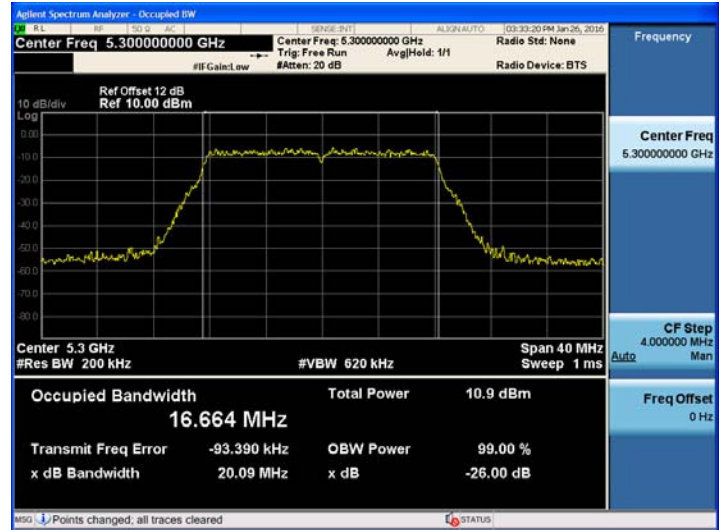
1. In order to simplify the report, attached plots were only the most wide channel.
2. DFS test channels should be defined. So, We performed the OBW test to prove that no part of the fundamental emissions of any UNII1 48 channels for DFS.

TEST Plot for 802.11a _20MHz BW_ Monitoring Port Ant.1

802.11a UNII 1 BAND 99% Bandwidth



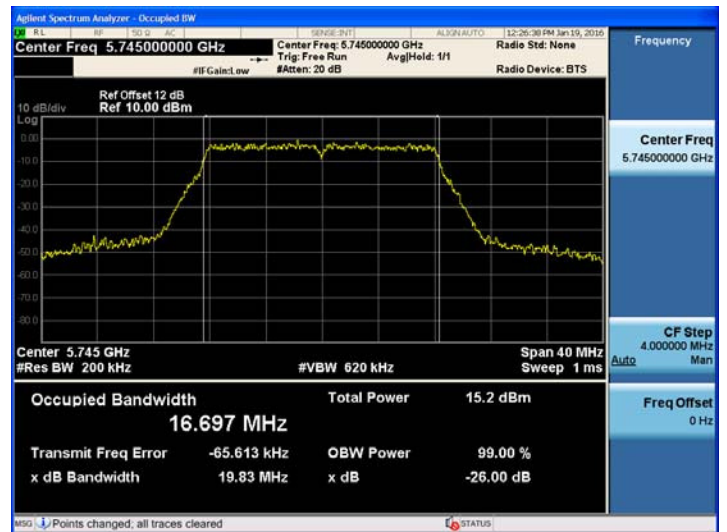
802.11a UNII 2A BAND 99% Bandwidth



802.11a UNII 2C BAND 99% Bandwidth



802.11a UNII 3 BAND 99% Bandwidth



▣ TEST RESULTS for 802.11a_20MHz BW_ Monitoring Port Ant.2

Conducted 99% Bandwidth Measurements for 802.11a

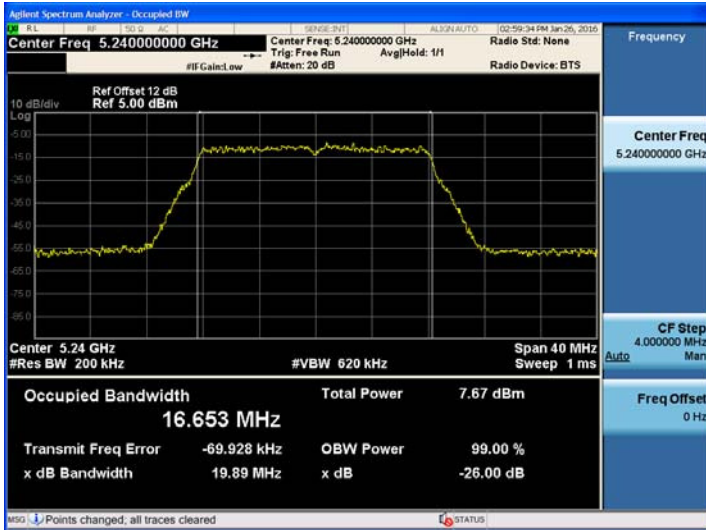
802.11a Mode		Measured Bandwidth [MHz]
Frequency [MHz]	Channel No.	
5180	36	16.643
5200	40	16.604
5240	48	16.653
5260	52	16.602
5300	60	16.641
5320	64	16.631
5500	100	16.610
5580	116	16.629
5720	144	16.683
5745	149	16.647
5785	157	16.659
5825	165	16.641

Note :

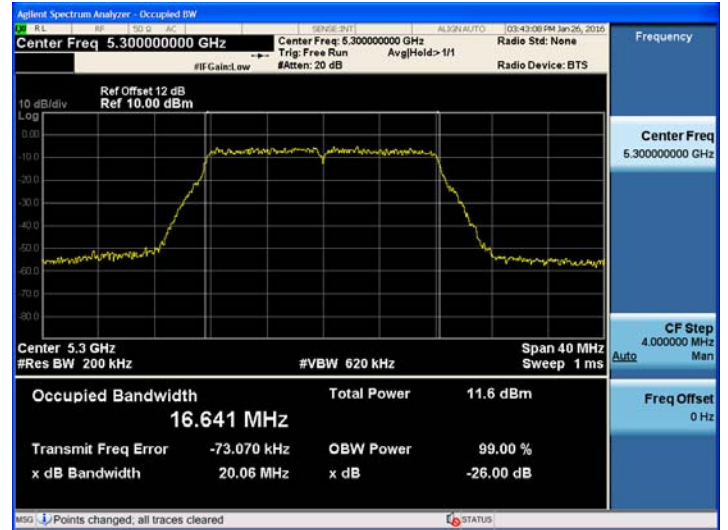
1. In order to simplify the report, attached plots were only the most wide channel.
2. DFS test channels should be defined. So, We performed the OBW test to prove that no part of the fundamental emissions of any UNII1 48 channels for DFS.

TEST Plot for 802.11a _20MHz BW_ Monitoring Port Ant.2

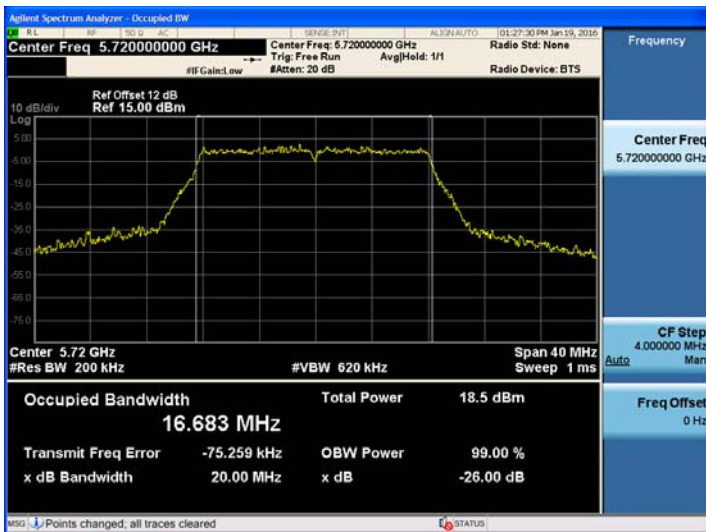
802.11a UNII 1 BAND 99% Bandwidth



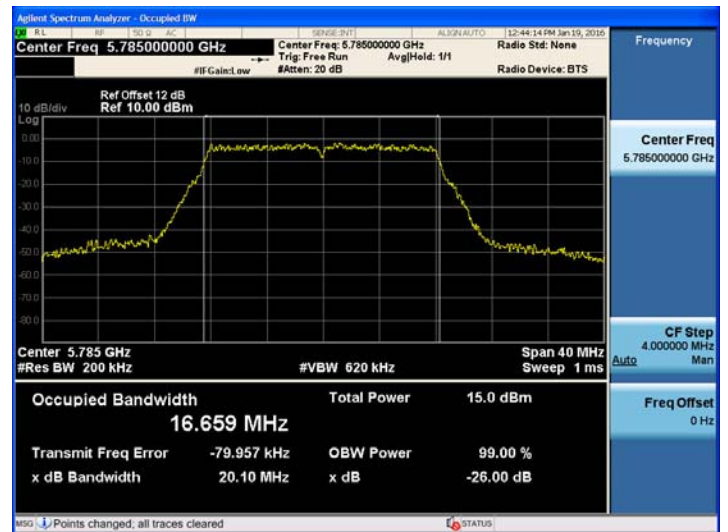
802.11a UNII 2A BAND 99% Bandwidth



802.11a UNII 2C BAND 99% Bandwidth



802.11a UNII 3 BAND 99% Bandwidth



Service Port

▣ TEST RESULTS for 802.11a_20MHz BW_ Service Port Ant.0

Conducted 99% Bandwidth Measurements for 802.11a

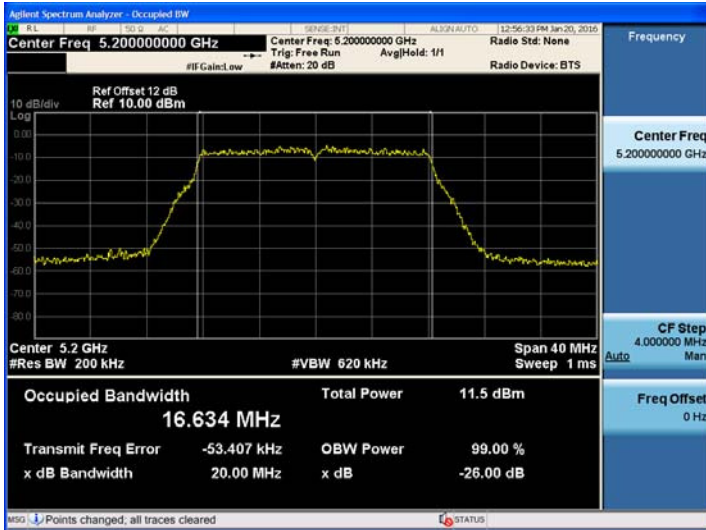
802.11a Mode		Measured Bandwidth [MHz]
Frequency [MHz]	Channel No.	
5180	36	16.615
5200	40	16.634
5240	48	16.631
5260	52	16.593
5300	60	16.652
5320	64	16.613
5500	100	16.627
5580	116	16.638
5720	144	16.615
5745	149	16.641
5785	157	16.627
5825	165	16.623

Note :

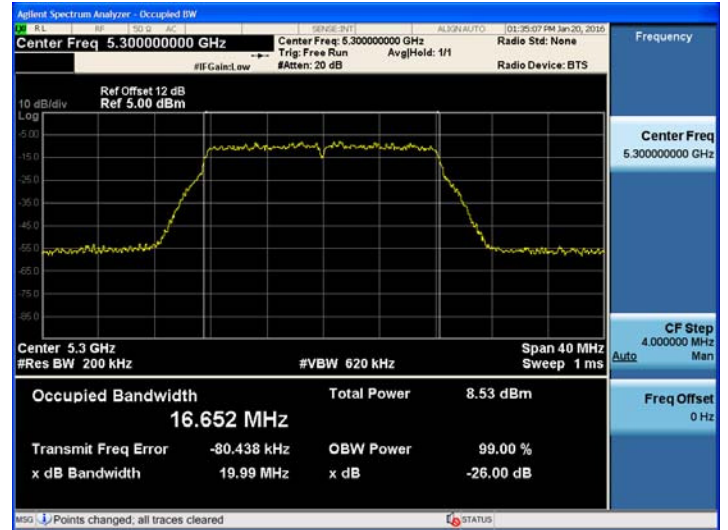
1. In order to simplify the report, attached plots were only the most wide channel.
2. DFS test channels should be defined. So, We performed the OBW test to prove that no part of the fundamental emissions of any UNII1 48 channels for DFS.

TEST Plot for 802.11a _20MHz BW_ Service Port Ant.0

802.11a UNII 1 BAND 99% Bandwidth



802.11a UNII 2A BAND 99% Bandwidth



802.11a UNII 2C BAND 99% Bandwidth



802.11a UNII 3 BAND 99% Bandwidth



▣ TEST RESULTS for 802.11a_20MHz BW_ Service Port Ant.1

Conducted 99% Bandwidth Measurements for 802.11a

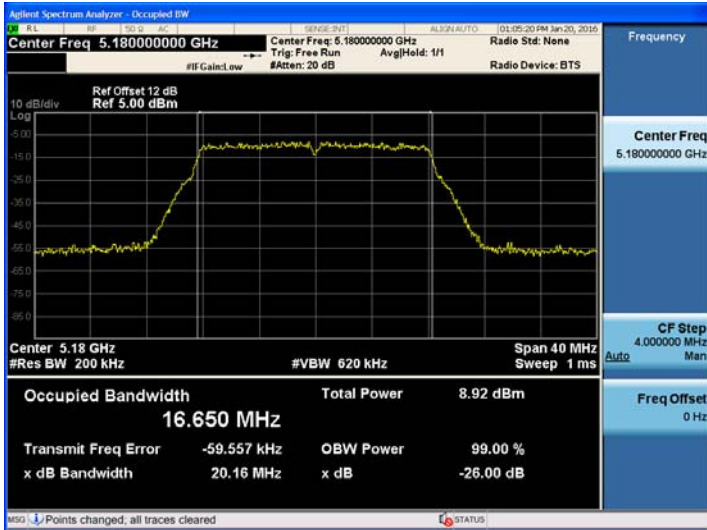
802.11a Mode		Measured Bandwidth [MHz]
Frequency [MHz]	Channel No.	
5180	36	16.650
5200	40	16.647
5240	48	16.636
5260	52	16.663
5300	60	16.664
5320	64	16.664
5500	100	16.662
5580	116	16.644
5720	144	16.649
5745	149	16.661
5785	157	16.659
5825	165	16.658

Note :

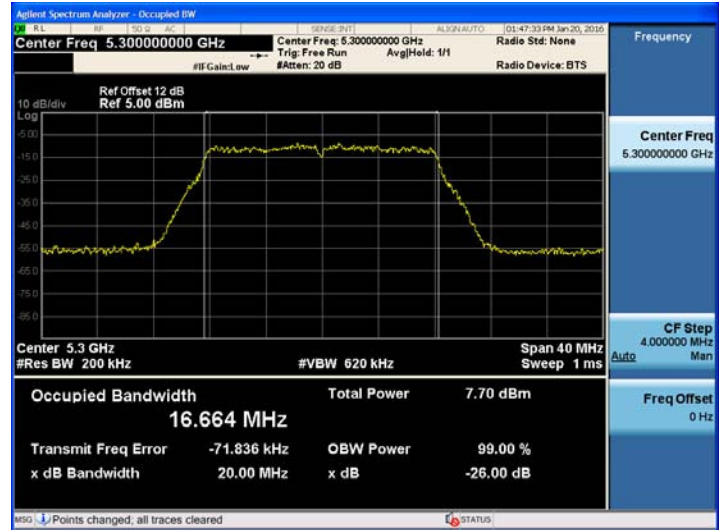
1. In order to simplify the report, attached plots were only the most wide channel.
2. DFS test channels should be defined. So, We performed the OBW test to prove that no part of the fundamental emissions of any UNII1 48 channels for DFS.

☐ TEST Plot for 802.11a _20MHz BW_ Service Port Ant.1

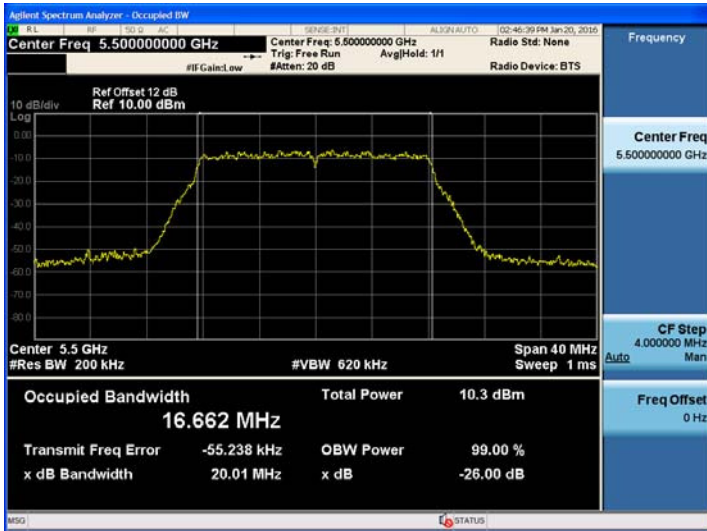
802.11a UNII 1 BAND 99% Bandwidth



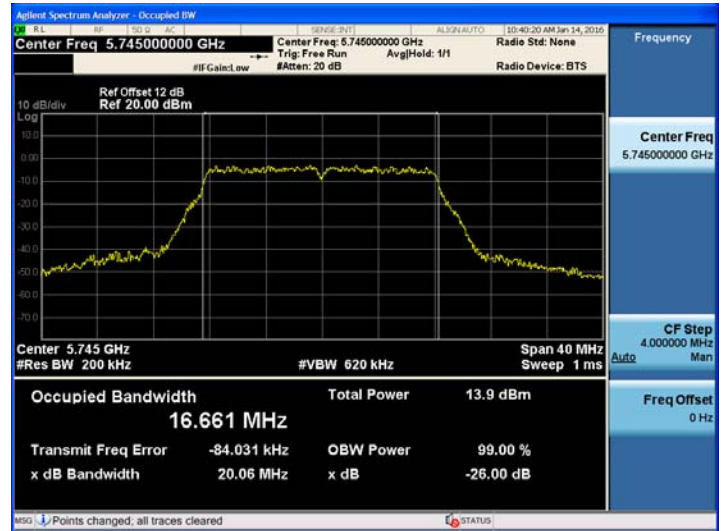
802.11a UNII 2A BAND 99% Bandwidth



802.11a UNII 2C BAND 99% Bandwidth



802.11a UNII 3 BAND 99% Bandwidth



▣ TEST RESULTS for 802.11a_20MHz BW_ Service Port Ant.2

Conducted 99% Bandwidth Measurements for 802.11a

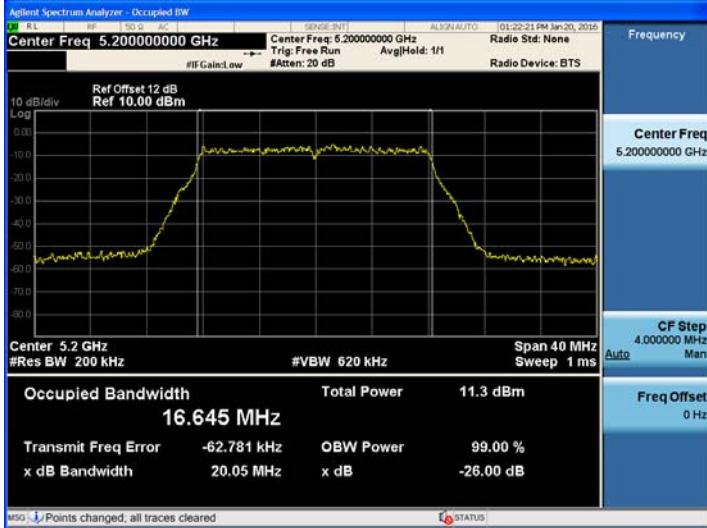
802.11a Mode		Measured Bandwidth [MHz]
Frequency [MHz]	Channel No.	
5180	36	16.627
5200	40	16.645
5240	48	16.632
5260	52	16.656
5300	60	16.635
5320	64	16.624
5500	100	16.665
5580	116	16.656
5720	144	16.653
5745	149	16.655
5785	157	16.664
5825	165	16.670

Note :

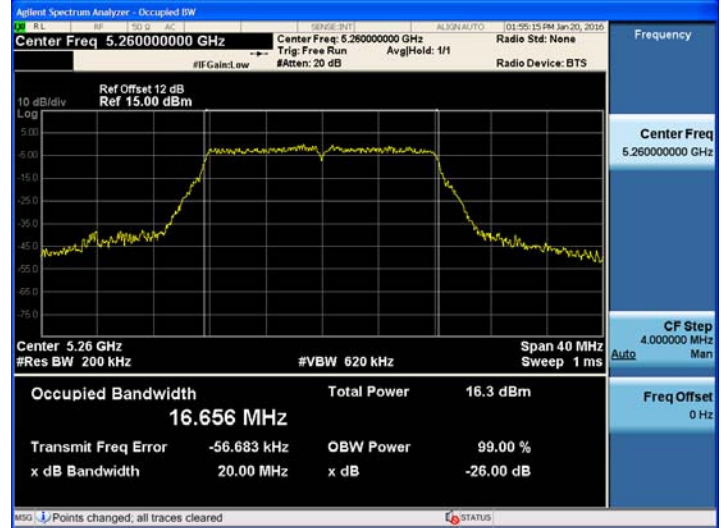
1. In order to simplify the report, attached plots were only the most wide channel.
2. DFS test channels should be defined. So, We performed the OBW test to prove that no part of the fundamental emissions of any UNII1 48 channels for DFS.

TEST Plot for 802.11a _20MHz BW_ Service Port Ant.2

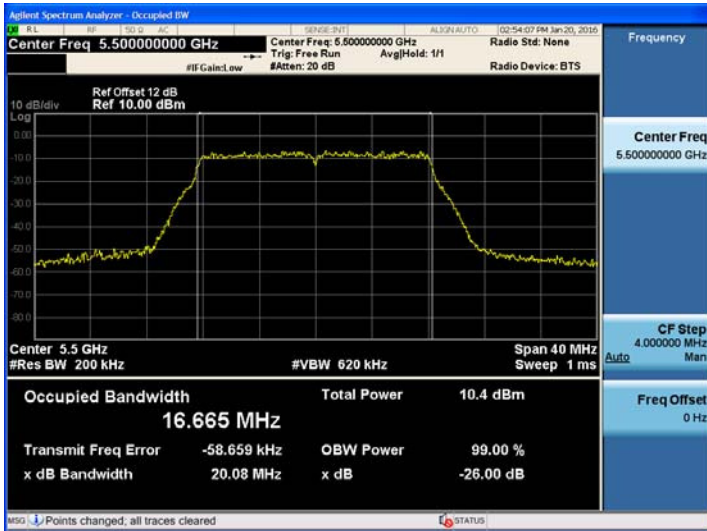
802.11a UNII 1 BAND 99% Bandwidth



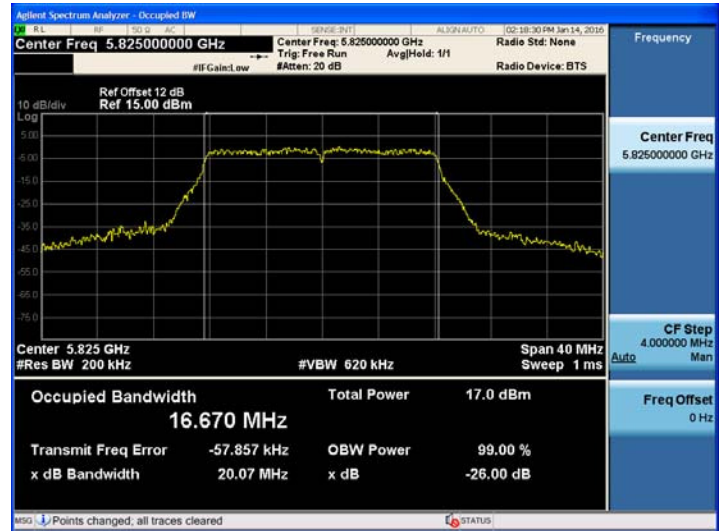
802.11a UNII 2A BAND 99% Bandwidth



802.11a UNII 2C BAND 99% Bandwidth



802.11a UNII 3 BAND 99% Bandwidth



▣ TEST RESULTS for 802.11n_20MHz BW_ Service Port Ant.0

Conducted 99% Bandwidth Measurements for 802.11n_20MHz

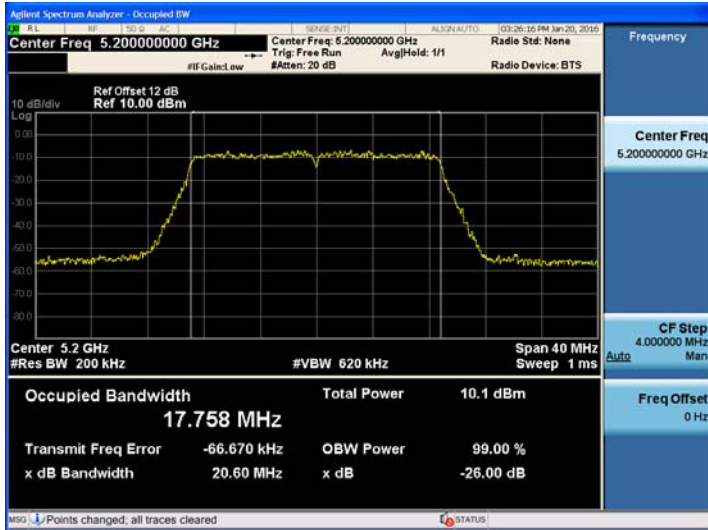
802.11n_20MHz Mode		Measured Bandwidth [MHz]
Frequency [MHz]	Channel No.	
5180	36	17.755
5200	40	17.758
5240	48	17.737
5260	52	17.715
5300	60	17.742
5320	64	17.732
5500	100	17.738
5580	116	17.740
5720	144	17.766
5745	149	17.756
5785	157	17.752
5825	165	17.770

Note :

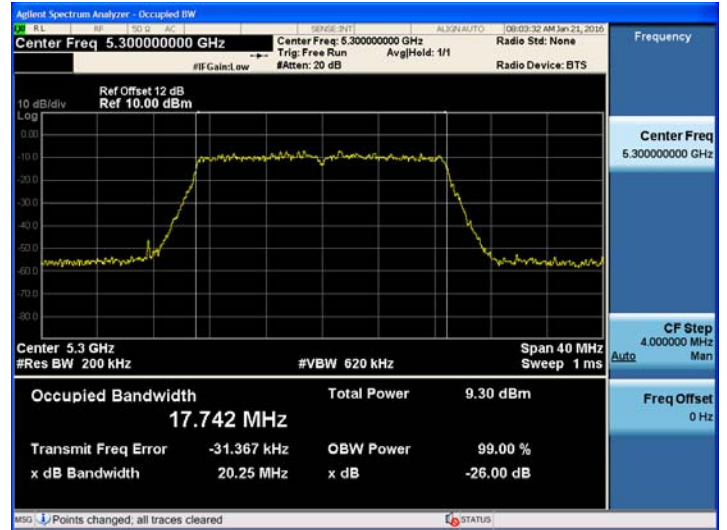
3. In order to simplify the report, attached plots were only the most wide channel.
4. DFS test channels should be defined. So, We performed the OBW test to prove that no part of the fundamental emissions of any UNII1 48 channels for DFS.

TEST Plot for 802.11n _20MHz BW_ Service Port Ant.0

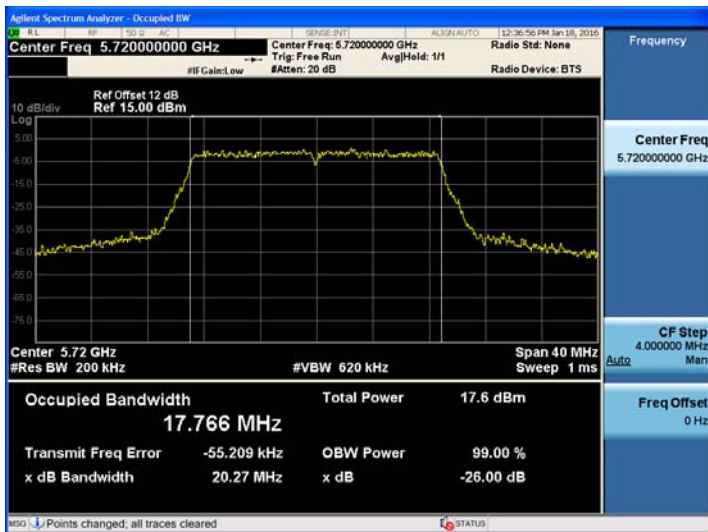
802.11n UNII 1 BAND 99% Bandwidth



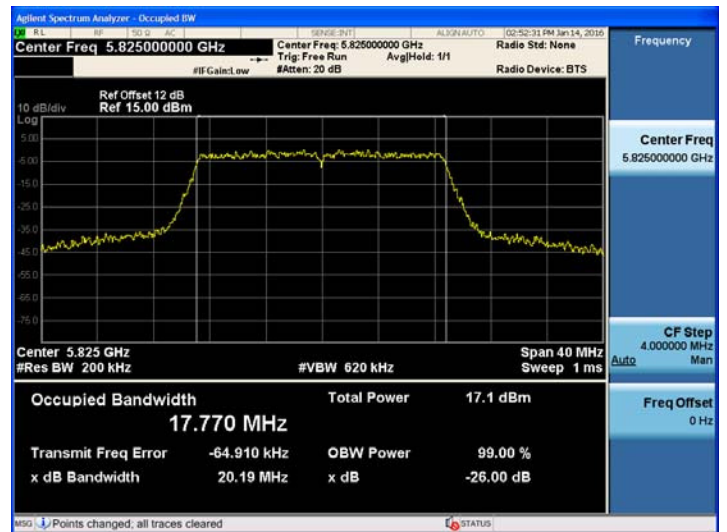
802.11n UNII 2A BAND 99% Bandwidth



802.11n UNII 2C BAND 99% Bandwidth



802.11n UNII 3 BAND 99% Bandwidth



▣ TEST RESULTS for 802.11n_20MHz BW_ Service Port Ant.1

Conducted 99% Bandwidth Measurements for 802.11n

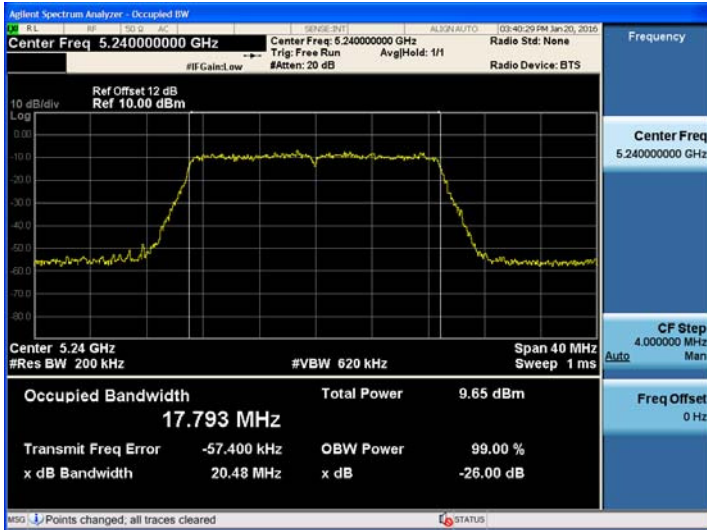
802.11n Mode		Measured Bandwidth [MHz]
Frequency [MHz]	Channel No.	
5180	36	17.755
5200	40	17.771
5240	48	17.793
5260	52	17.726
5300	60	17.736
5320	64	17.756
5500	100	17.751
5580	116	17.781
5720	144	17.759
5745	149	17.771
5785	157	17.768
5825	165	17.743

Note :

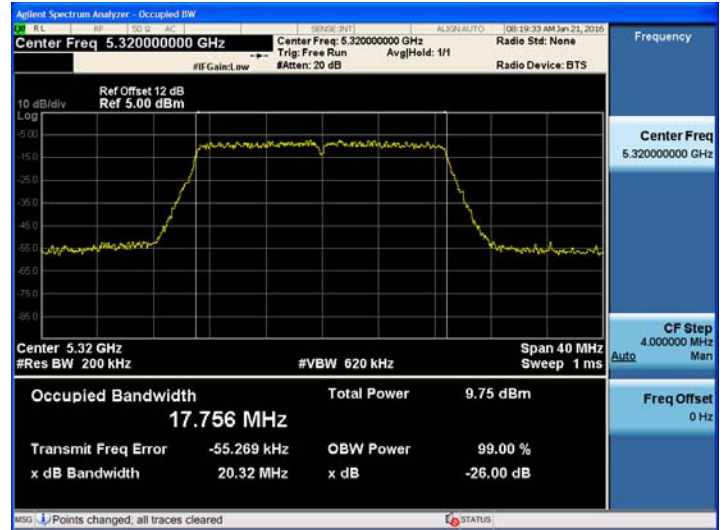
3. In order to simplify the report, attached plots were only the most wide channel.
4. DFS test channels should be defined. So, We performed the OBW test to prove that no part of the fundamental emissions of any UNII1 48 channels for DFS.

TEST Plot for 802.11n _20MHz BW_ Service Port Ant.1

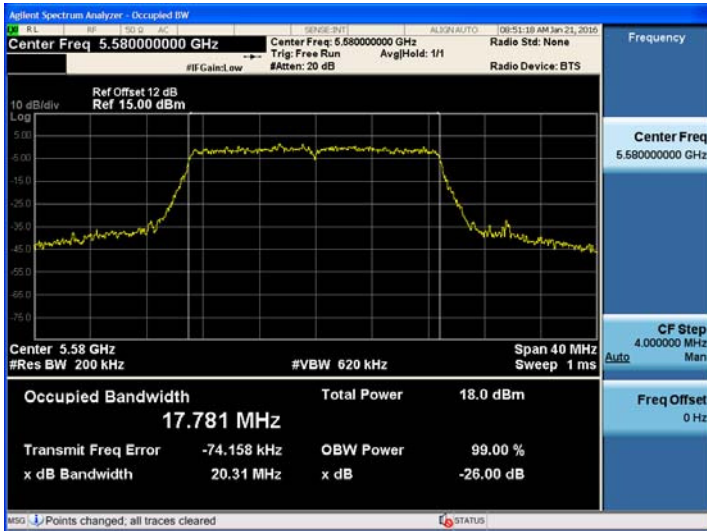
802.11n UNII 1 BAND 99% Bandwidth



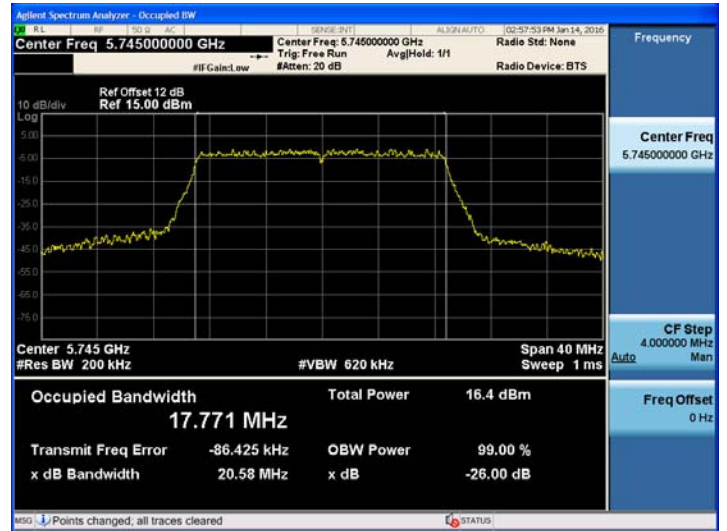
802.11n UNII 2A BAND 99% Bandwidth



802.11n UNII 2C BAND 99% Bandwidth



802.11n UNII 3 BAND 99% Bandwidth



▣ TEST RESULTS for 802.11n_20MHz BW_ Service Port Ant.2

Conducted 99% Bandwidth Measurements for 802.11a

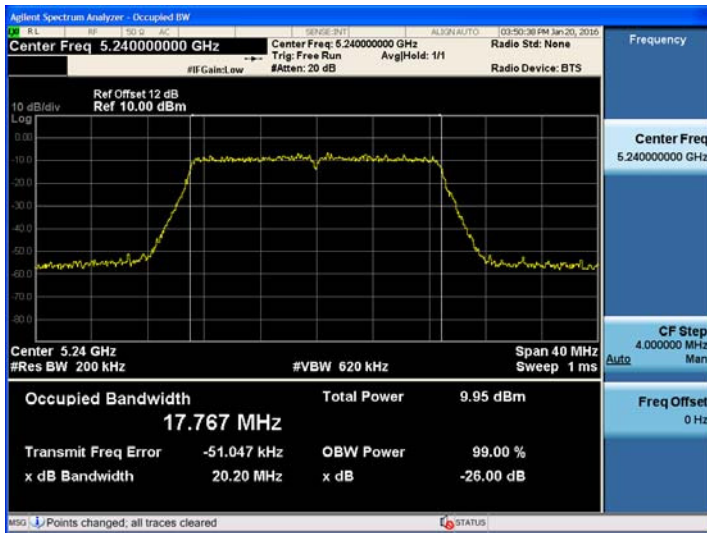
802.11n Mode		Measured Bandwidth [MHz]
Frequency [MHz]	Channel No.	
5180	36	17.747
5200	40	17.720
5240	48	17.767
5260	52	17.713
5300	60	17.762
5320	64	17.719
5500	100	17.786
5580	116	17.817
5720	144	17.749
5745	149	17.773
5785	157	17.761
5825	165	17.757

Note :

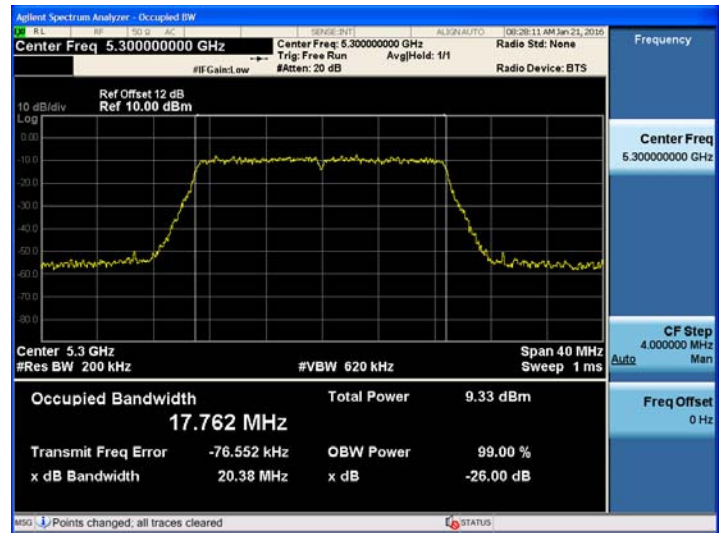
3. In order to simplify the report, attached plots were only the most wide channel.
4. DFS test channels should be defined. So, We performed the OBW test to prove that no part of the fundamental emissions of any UNII1 48 channels for DFS.

☐ TEST Plot for 802.11n _20MHz BW_ Service Port Ant.2

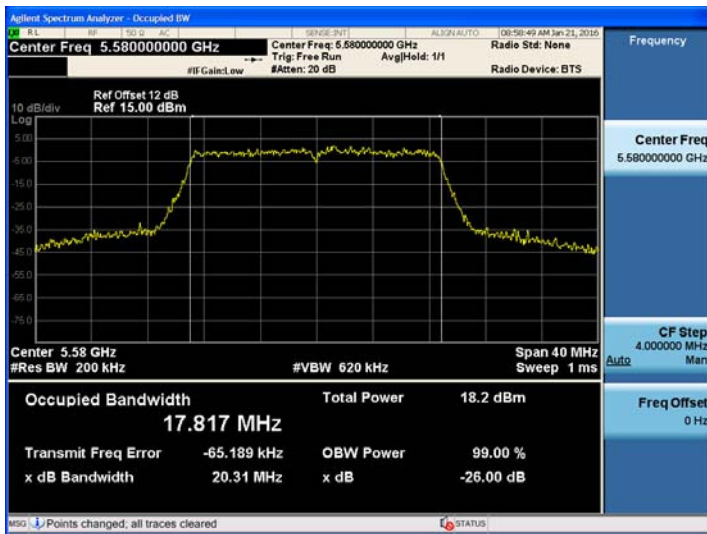
802.11n UNII 1 BAND 99% Bandwidth



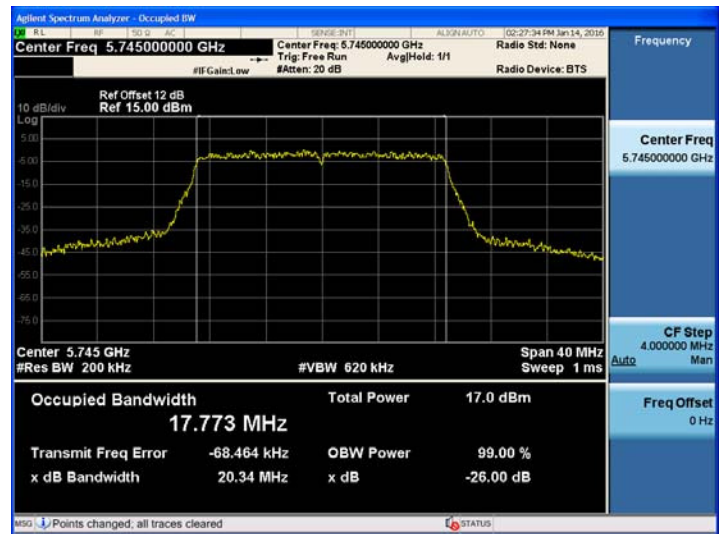
802.11n UNII 2A BAND 99% Bandwidth



802.11n UNII 2C BAND 99% Bandwidth



802.11n UNII 3 BAND 99% Bandwidth



■ TEST Plot for 802.11ac _20MHz BW_ Service Port Ant.0

Conducted 99% Bandwidth Measurements for 802.11ac_20 MHz BW

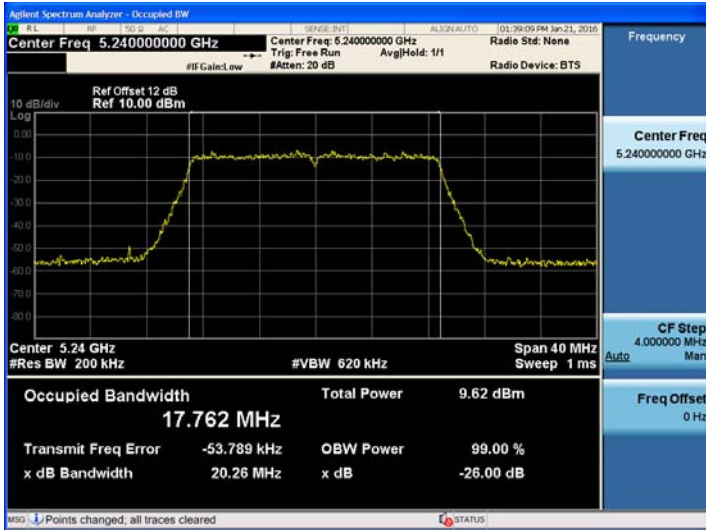
802.11ac(20MHz) Mode		Measured Bandwidth [MHz]
Frequency [MHz]	Channel No.	
5180	36	17.731
5200	40	17.734
5240	48	17.762
5260	52	17.754
5300	60	17.708
5320	64	17.735
5500	100	17.772
5580	116	17.727
5720	144	17.765
5745	149	17.786
5785	157	17.783
5825	165	17.756

Note :

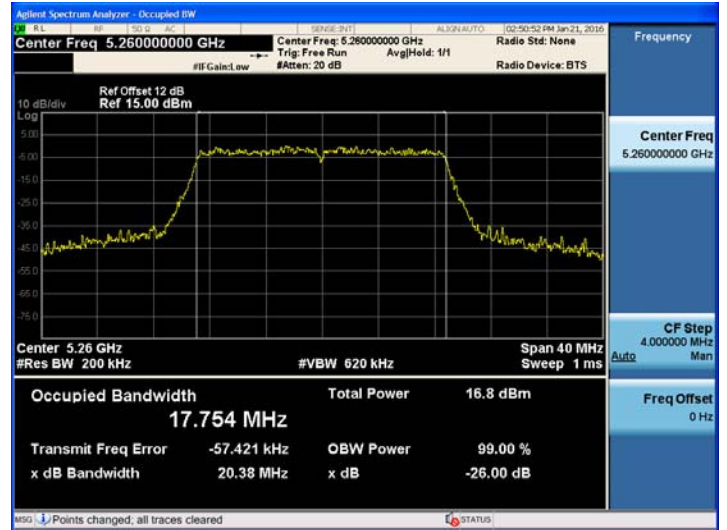
1. In order to simplify the report, attached plots were only the most wide channel.
2. DFS test channels should be defined. So, We performed the OBW test to prove that no part of the fundamental emissions of any UNII1 48 channels for DFS.

☐ TEST Plot for 802.11ac_20MHz BW_Service Port Ant.0

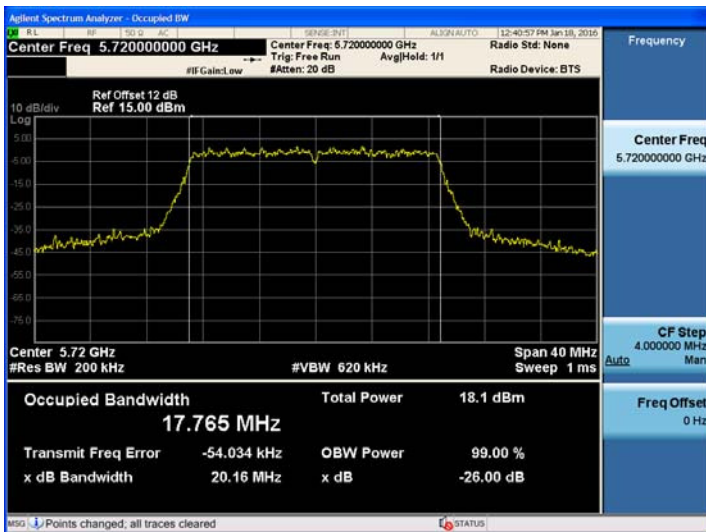
802.11ac_20MHz BW UNII 1 BAND 99% Bandwidth



802.11ac_20MHz BW UNII 2A BAND 99% Bandwidth



802.11ac_20MHz BW UNII 2C BAND 99% Bandwidth



802.11ac_20MHz BW UNII 3 BAND 99% Bandwidth

