





APPENDIX F: SAR TEST SETUP PHOTOGRAPHS



FCC ID A3LSPHP600		SAR EVALUATION REPORT		Reviewed by: Quality Manager
Test Dates: 11/19/12 - 11/28/12	DUT Type: Portable Tablet Computer			APPENDIX F: Page 1 of 4



SAR Setup Photo 1 – Back side at 0.0 cm



SAR Setup Photo 2 – Back side at 1.2 cm



FCC ID A3LSPHP600		SAR EVALUATION REPORT		Reviewed by: Quality Manager
Test Dates: 11/19/12 - 11/28/12	DUT Type: Portable Tablet Computer			APPENDIX F: Page 2 of 4



SAR Setup Photo 3 – Top Edge at 0.0 cm





SAR Setup Photo 4 – Top Edge at 1.2 cm

FCC ID A3LSPHP600		SAR EVALUATION REPORT		Reviewed by: Quality Manager
Test Dates: 11/19/12 - 11/28/12	DUT Type: Portable Tablet Computer	APPENDIX F: Page 3 of 4		



SAR Setup Photo 5 – Right Edge at 0.0 cm

FCC ID A3LSPHP600		SAR EVALUATION REPORT		Reviewed by: Quality Manager
Test Dates: 11/19/12 - 11/28/12	DUT Type: Portable Tablet Computer			APPENDIX F: Page 4 of 4