



# APPENDIX F: DUT ANTENNA DIAGRAM & SAR TEST SETUP PHOTOGRAPHS

<b>FCC ID</b> A3LSMT865		<b>SAR EVALUATION REPORT</b>		<b>Approved by:</b> Quality Manager
<b>Test Dates:</b> 06/10/19 - 07/10/19	<b>DUT Type:</b> Portable Tablet			APPENDIX F: Page 1 of 7

Note: Exact antenna dimensions and separation distances are shown in the Technical Descriptions in the FCC Filing.

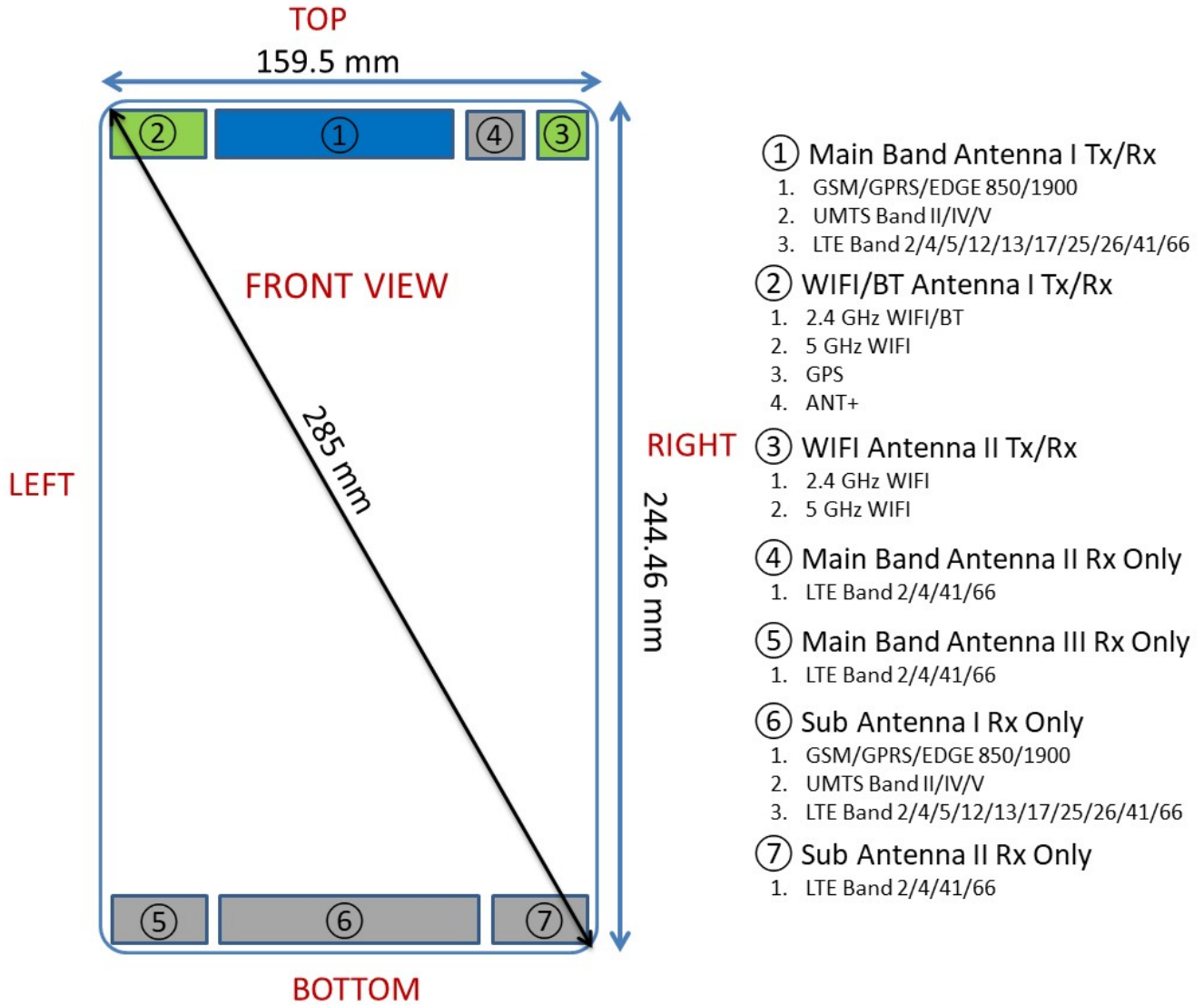





Figure F-1  
DUT Antenna Locations



FCC ID A3LSMT865	 PCTEST ENGINEERING LABORATORY, INC.	SAR EVALUATION REPORT		Approved by: Quality Manager
Test Dates: 06/10/19 - 07/10/19	DUT Type: Portable Tablet			APPENDIX F: Page 2 of 7



**SAR Test Setup Photo 1 – Back Side at 1.6 cm**




**SAR Test Setup Photo 2 – Back Side at 1.5 cm**



<b>FCC ID</b> A3LSMT865		<b>SAR EVALUATION REPORT</b>		<b>Approved by:</b> Quality Manager
<b>Test Dates:</b> 06/10/19 - 07/10/19	<b>DUT Type:</b> Portable Tablet			<b>APPENDIX F:</b> Page 3 of 7



**SAR Test Setup Photo 3 – Back Side at 0.0 cm**



**SAR Test Setup Photo 4 – Top Edge at 1.7 cm**



<b>FCC ID</b> A3LSMT865	 <small>ENGINEERING LABORATORY, INC.</small>	<b>SAR EVALUATION REPORT</b>		<b>Approved by:</b> Quality Manager
<b>Test Dates:</b> 06/10/19 - 07/10/19	<b>DUT Type:</b> Portable Tablet			<b>APPENDIX F:</b> Page 4 of 7



**SAR Test Setup Photo 5 – Top Edge at 1.4 cm**




**SAR Test Setup Photo 6 – Top Edge at 0.0 cm**



<b>FCC ID</b> A3LSMT865		<b>SAR EVALUATION REPORT</b>		<b>Approved by:</b> Quality Manager
<b>Test Dates:</b> 06/10/19 - 07/10/19	<b>DUT Type:</b> Portable Tablet			<b>APPENDIX F:</b> Page 5 of 7



**SAR Test Setup Photo 7 – Right Edge at 0.6 cm**




**SAR Test Setup Photo 8 – Right Edge at 0.0 cm**



<b>FCC ID</b> A3LSMT865		<b>SAR EVALUATION REPORT</b>		<b>Approved by:</b> Quality Manager
<b>Test Dates:</b> 06/10/19 - 07/10/19	<b>DUT Type:</b> Portable Tablet			<b>APPENDIX F:</b> Page 6 of 7



**SAR Test Setup Photo 9 – Left Edge at 0.6 cm**



**SAR Test Setup Photo 10 – Left Edge at 0.0 cm**

<b>FCC ID</b> A3LSMT865		<b>SAR EVALUATION REPORT</b>		<b>Approved by:</b> Quality Manager
<b>Test Dates:</b> 06/10/19 - 07/10/19	<b>DUT Type:</b> Portable Tablet			<b>APPENDIX F:</b> Page 7 of 7